

Order out of chaos: Shifting paradigm of convective turbulence

Sergej S. Zilitinkevich^{1,2,3*}, Irina Repina⁴, Evgeny Kadantsev^{1,2}

¹Institute of Atmospheric and Earth System Research (INAR), University of Helsinki, Finland

²Finnish Meteorological Institute, Helsinki, Finland

³Institute of Applied Physics, Russian Academy of Sciences, Nizhny Novgorod, Russia

⁴A.M. Obukhov Institute of Atmospheric Physics, Russian Academy of Sciences, Moscow, Russia

Abstract

Turbulence is ever produced in low-viscosity/large-scale fluid flows by velocity shears and, in unstable stratification, by buoyancy forces. It is commonly believed that both mechanisms produce eddies breaking into smaller ones and making *direct cascade* of turbulent energy from large to small scales towards viscous dissipation. Conventional theory based on this vision yields plausible picture of vertical mixing and remains in use since middle of 20th century in spite of increasing evidence of fallacy of its other predictions. This paper discloses that buoyancy produces plumes, merging into larger ones and making *inverse cascade* towards their newly revealed conversion into *self-organized* regular motions. Herein, shears produce usual eddies making direct cascade. This new paradigm is demonstrated and proved experimentally; so, the paper launches main revision of the theory of unstably stratified turbulence.

The concept of turbulence (“turba aliena”) as chaotic motions of fluid elements (“atoms”) was known already to Roman philosopher Lucretius (‘De Rerum Natura’ [1]). He defined it as “aimless crowd of clashing elements, which can be seen in a dance of motes of dust whirling in a sunbeam”, and highlighted the arrow from order to chaos (“direct cascade” in modern terms) aiming at final death of the universe (thermal death in the second law of thermodynamics). Moreover Lucretius recognized the existence of an alternative “involuntary” arrow from chaos to order (“inverse cascade”).

More than two thousand years passed until these findings have been rigorously expressed and quantified: direct cascade, in *non-stratified 3-dimensional turbulence* (Kolmogorov [2, 3, 4]); inverse cascades, in *wave turbulence* (Zakharov [5, 6]) and in *2-dimensional hydrodynamic and plasma turbulence* (Kraichnan [7, 8]).

The present paper reveals the yet overlooked inverse cascade in convective turbulence, namely, in the buoyancy-generated chaotic plumes, which merge to form larger plumes; while mechanical shear-generated eddies break down to produce smaller ones, thus making direct cascade.

Modern vision of stratified turbulence is based on the conventional paradigm usually attributed to Kolmogorov [2, 3, 4] with no regard to the fact that his vision was factually limited to the *non-stratified* homogeneous turbulence. So, the paradigm, extended to stratified turbulence just as self-evident, without proof, comprises the following postulates:

- Turbulence develops when the shear instability is strong enough to overtake resistance of molecular viscosity, so that the flow breaks down causing *chaotic eddies* [9]

- These eddies are unstable themselves and break down to generate smaller unstable eddies, thus causing *direct cascade* of turbulent kinetic energy (TKE) and other properties of turbulence towards smaller scales and eventual viscous dissipation [10]
- Turbulence makes the *downgradient transport* of momentum, energy and matter along the mean gradients of the transported properties, so that turbulent fluxes are proportional to mean gradients [11]
- Direct cascade feeds all three components of TKE making them proportional to each other and the more isotropic the smaller scales; and assures the balance between generation of TKE by velocity shears and its viscous dissipation [2]

Obukhov [12] was the first to formulate the energetics and closure theory of unstably-stratified turbulence based on the above paradigm. Since then, the theory remains conceptually unchanged up to now and has no alternative. For meteorological and oceanographic applications this is not too surprising: conventional theories yield plausible picture of vertical convective mixing, while in many applications nothing else is needed (e.g. [13], [14]). At the same time, more and more failures of the conventional theory are revealed[†] [15, 16, 17, 18, 19]. Following Thomas Kuhn [20] such state of affairs is defined as “crises of paradigm”.

This paper reveals that the deadlock roots in the fallacy of the conventional paradigm: The latter was extended to the unstably-stratified turbulence automatically and, thus, unreasonably identified buoyant plumes and mechanical eddies. This assumption was neither proved nor even recognized as a hypothesis. Instead, the proposed new paradigm, first, declares that plumes, in contrast to eddies, merge to form larger ones, thus making inverse cascade and, second, admits possibility of countergradient or non-gradient turbulent transports prohibited in the conventional paradigm. Herewith, the original Kolmogorov paradigm remains in force, as pertinent to the neutrally-stratified turbulence.

Success and failure of the conventional theory – The conventional and new paradigms of unstably-stratified turbulence are verified below by the example of plain-parallel sheared flow in atmospheric surface layer. Here, conventional theory holds true only in trivial case of very strong shears, when mechanical eddies destroy plumes and, thus, violently involve them into direct cascade. In atmospheric and hydrospheric convective layers this is true only in very shallow near-surface sublayers, comprising ca 1% of the layer (see figures 1-2 below). Beyond them, plumes make inverse cascade culminating at the largest scales in conversion of convective TKE into kinetic energy of self-organized flow patterns (cells or rolls in convective boundary layers). Therewith, mechanical turbulence, generated by mean-flow shears, makes the direct cascade culminating in dissipation of mechanical TKE at the smallest eddies. This implies that in pronounced unstable stratification, horizontal TKE is fully mechanical, while vertical TKE is almost fully convective. This heretical conclusion is fully confirmed in figure 2 below.

The surface layer, defined as the near-surface 10% of the boundary layer, provides most convenient framework for investigations of stratified turbulence: Vertical turbulent fluxes of the momentum per unit mass, $\tau < 0$, and potential temperature, $F_\theta > 0$, are practically independent of height, z . Turbulence is fully governed by these fluxes and the buoyancy parameter, $\beta = g/T$, where g is acceleration of gravity and T is reference value of absolute temperature. These parameters yield single length scale, $L = |\tau|^{3/2}(\beta F_\theta)^{-1}$ (“Obukhov scale”). So, dimensionless characteristics of turbulence are expressed via universal functions of z/L [12], making the surface

layer an ideal natural laboratory for verification and comparison of alternative theories of turbulence.

The energetics of both stably and unstably stratified turbulence is conventionally defined by single quantifying the budget of TKE, E_K , strictly following Kolmogorov [4] vision of neutrally-stratified turbulence but accounting for the rate of generation of TKE by buoyancy forces, βF_θ . In the steady-state thermally-stratified surface layer, this equation reads [12, 21]:

$$-\tau \frac{\partial U}{\partial z} + \beta F_\theta \equiv \frac{\tau^2}{K_M} + \beta F_\theta = \varepsilon_{K\downarrow} + \frac{\partial F_{EK}}{\partial z}. \quad (1)$$

Here U is mean-flow velocity, and $K_M \equiv -\tau/(\partial U/\partial z)$ is coefficient of vertical turbulent transport for momentum (“eddy viscosity”); the left-hand side is the sum of generation rates of TKE by velocity shears and buoyancy forces, respectively; and the right-hand side is the sum of the TKE dissipation rate, $\varepsilon_{K\downarrow}$, and vertical divergence of its vertical turbulent flux, $F_{EK} = \langle E'_K w' \rangle + \frac{1}{\rho_0} \langle p' w' \rangle$, where E'_K is fluctuation of TKE, w' and p' are fluctuations of vertical velocity and pressure, ρ_0 is reference value of air density, and angle brackets designate statistical averaging.

Kolmogorov [4] was the first to quantify the energetics of *neutrally-stratified turbulence* (where $\beta F_\theta = 0$ and $\partial F_{EK}/\partial z = 0$). He (a) introduced the time scale: $t_T = E_K/\varepsilon_{K\downarrow}$ (just linking unknown t_T with unknown $\varepsilon_{K\downarrow}$), and the length scale, $l_T = E_K^{1/2} t_T$; (b) presumed that all components of TKE have the same origin and, hence, are proportional to each other; and (c) made use of the fact that (in neutrally-stratified boundary-layer flows) l_T is limited only by distance from solid surface, so that $l_T \sim z$ and $t_T \sim z E_K^{-1/2}$. Then, he (d) defined the coefficient of vertical turbulent transport for any property, K_{PROP} , as proportional to the product of turbulent length scale, $l_T \sim z$, by square root of vertical TKE, $E_{KV}^{1/2}$; and (e) by virtue of the declared similarity of all components of TKE, prescribed $E_{KV} \sim E_K$. This yielded the following true results:

$$\varepsilon_{K\downarrow} = E_K^{3/2}/(C_D z), K_{PROP} \sim K_M = C_K E_{KV}^{1/2} z, E_{KV} \sim E_{KH} \sim E_K, F_{EK} \sim -E_{KV}^{1/2} z \frac{\partial E_K}{\partial z}, \quad (2)$$

where $C_D \approx 4$ and $C_K \approx 0.4$ are dimensionless constants defined empirically [21, 22], and E_{KH} is horizontal TKE.

The above conventional vision of TKE budget yields the following plausible formulation of vertical TKE and coefficients of vertical turbulent transport over the range of stratifications from neutral or almost neutral ($z < L$) to essentially unstable ($z > L$):

$$\frac{E_{KV}}{|\tau|} = C \text{ and } \frac{K_M}{|\tau|^{1/2} z} = k \text{ at } z < L, \quad \frac{E_{KV}}{(\beta F_\theta z)^{2/3}} = C_V, \frac{K_M}{z(\beta F_\theta z)^{1/3}} = C_V^{1/2} C_K \text{ at } z > L, \quad (3)$$

where $C \approx 1$, $k \approx 0.4$, $C_V \approx 1$ and $C_K \approx 0.4$ are well-established empirical dimensionless constants (e.g. [21, 22, 23, 24]).

However, besides the above realistic results, equations (1)-(2) as applied to unstable stratification yield the following erroneous formulations of the vertical flux of TKE, F_{EK} , horizontal TKE, E_{KH} , and dissipation rate of TKE, $\varepsilon_{K\downarrow}$:

$$F_{EK} \sim -E_{KV}^{1/2} z \frac{\partial E_K}{\partial z} \sim -\beta F_\theta z < 0, E_{KH} \sim E_{KV} \sim (\beta F_\theta z)^{2/3}, \varepsilon_{K\downarrow} = -\tau \frac{\partial U}{\partial z} + \beta F_\theta. \quad (4)$$

The first of these equations follows from the postulate of the only downgradient transport; second, from the unspoken hypothesis of similarity of buoyant plumes to shear-generated eddies; and third,

from the postulate that both shear- and buoyancy-generated turbulence make direct cascade of TKE and are subjected to viscous dissipation into heat at the smallest scales.

Novel theory – The proposed new paradigm distinguishes convective turbulence comprised of vertical buoyant plumes that merge to produce larger plums, thus making inverse cascade, from mechanical turbulence comprised of shear-generated three-dimensional eddies that break down to produce smaller eddies, thus making direct cascade. So, total TKE splits into convective, E_{KC} , comprised of the only vertical component, and mechanical, $E_{KM} = E_{KMV} + E_{KMH}$, comprised of mechanical part of the vertical component, E_{KMV} , and the fully mechanical horizontal component, E_{KMH} . Hence, the TKE budget equation (1) also splits into separate equations:

$$\beta F_\theta = \frac{\partial F_{EKC}}{\partial z} \equiv \varepsilon_{K\uparrow}, \quad \tau \frac{\partial U}{\partial z} = \frac{\tau^2}{K_M} = -\varepsilon_{K\downarrow}, \quad (5)$$

where $F_{EKC} = \langle E'_{KC} w' \rangle + \rho_0^{-1} \langle p' w' \rangle$ is vertical flux of convective TKE. Herewith, vertical flux of mechanical TKE is almost negligible (see figure 1), so that F_{EKC} practically coincides with the vertical flux of total TKE, F_{EK} .

According to first equation (5), the rate of *production* of convective TKE, βF_θ , is balanced by the term $\partial F_{EKC} / \partial z$, which, therefore, must signify a rate of its *consumption*. The only reasonable candidate on this role is the rate of yet overlooked *conversion of convective TKE into kinetic energy of large-scale self-organized convective flow patterns* [25, 26, 27]. If so, the term $F_{EKC} \approx F_{EK}$, traditionally interpreted as the downgradient vertical flux transporting TKE downward, is at once *countergradient* (oriented upwards) flux in physical space and *inverse* flux (from smaller to larger scales) over spectrum towards conversion of TKE into kinetic energy of self-organised flow patterns. Experimental data in figure 1 confirm this conclusion.

The rate of viscous dissipation, $\varepsilon_{K\downarrow}$, of mechanical component of TKE and the rate of conversion, $\varepsilon_{K\uparrow}$, of convective component of TKE both quantify consumptions, with the only difference that dissipation consumes the smallest eddies while conversion, the largest plumes. Then, reshaping the aforesaid Kolmogorov derivation of dissipation rate [first equations (2)] as applied to both, dissipation of mechanical TKE and conversion of convective TKE, these two are on equal terms defined as the ratios of appropriate energies, E_{KM} or E_{KC} , by the common turbulent time scale, $t_T \sim z / E_K^{1/2} \approx z / E_{KC}^{1/2}$. This yields constructive formulations:

$$\varepsilon_{K\uparrow} = \frac{E_{KC}^{3/2}}{C_\uparrow z}, \quad \varepsilon_{K\downarrow} = \frac{E_{KM} E_{KC}^{1/2}}{C_\downarrow z}, \quad (6)$$

where C_\uparrow and C_\downarrow are dimensionless constants to be determined empirically. Notably, the proportionality $l_T \sim z$ (underlying the Kolmogorov concept of dissipation) is equally relevant to unstable stratification as the latter does not impose additional limitations on the vertical turbulent length scale.

Now it has become clear why the erroneous conventional theory yielded plausible formulation of vertical TKE and coefficients of vertical turbulent transport. Because the share of mechanical turbulence in total TKE is small ($z < L$), conventional vision of *total* TKE budget [equations (1)-(2)] as *total production balanced by the viscous dissipation* is mathematically analogous to novel vision of convective TKE budget [first of equations (5) and (6)] as *convective production balanced by the conversion into kinetic energy of self-organized flow patterns*. So, in spite of dramatic

difference between the conventional and new paradigms, both yield the same vertical TKE and coefficients of vertical turbulent exchange[‡] defined by equations (3).

Herewith, novel theory truly defines all other characteristics of turbulence: vertical flux of vertical TKE, F_{EKV} , oriented upward, counter the gradient; horizontal TKE, E_{KH} , fully mechanical and decreasing with the increasing z/L , contrary to the dominantly convective vertical TKE, E_{KV} , increasing with z/L ; and the rate of viscous dissipation of TKE, $\varepsilon_{K\downarrow}$, balancing only the rate of its generation by mean velocity shear:

$$\frac{F_{EKV}}{|\tau|^{3/2}} \approx \frac{F_{EK}}{|\tau|^{3/2}} \approx \frac{F_{EK}}{|\tau|^{3/2}} = \frac{C_V^{3/2}}{C_\uparrow} \frac{z}{L} > 0, \quad \frac{E_{KH}}{|\tau|} = C_H \left(\frac{z}{L}\right)^{2/3}, \quad \frac{\varepsilon_{K\downarrow} z}{|\tau|^{3/2}} = \frac{1}{C_V^{1/3} C_K} \left(\frac{z}{L}\right)^{-1/3}. \quad (7)$$

Here dimensionless constants $C_V \approx 1$ and $C_K \approx 0.4$ are already known from empirical validation of the second and third equations (3), common for the conventional and novel theories, whereas new constants $C_\uparrow = C_V^{3/2} \approx 1$ and $C_H \approx 8.4$ are defined from data shown in figures 1 and 2.

Empirical validation – Fully unorthodox equations (7) are verified against empirical data in figures 1-3. Figure 1 confirms countergradient vertical transport of TKE and yields the constant $C_\uparrow \approx C_V^{3/2} \approx 1$. Vertical fluxes of total and vertical TKE were calculated directly from the measured velocity fluctuations, whereas pressure-velocity correlations happened to be negligibly small. The solid line in left panel (a) demonstrates practically perfect balance between the rate of generation of convective TKE, βF_θ , and its consumption rate, $\varepsilon_{K\uparrow} = \partial F_{EK}/\partial z \approx \partial F_{EKV}/\partial z$, thus proving the separate budget of convective TKE, equation (5a). Right panel (b) demonstrates that vertical fluxes of total and vertical TKE, $F_{EKV} \approx F_{EK}$, practically coincide at large enough z/L , which means that mechanical turbulence does not contribute to the vertical flux of TKE.

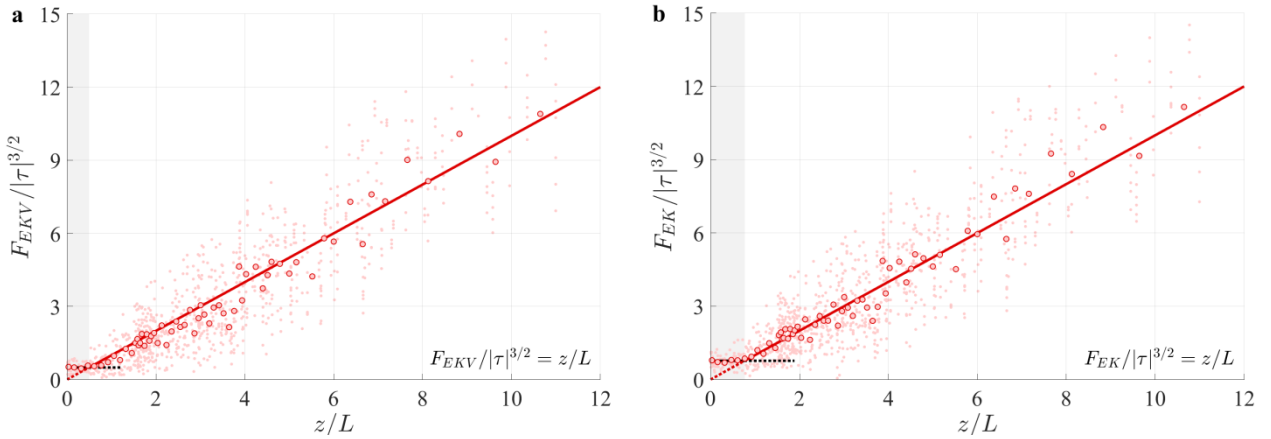


Figure 1. Countergradient nature of vertical turbulent fluxes of vertical and total TKE, F_{EKV} and F_{EK} . Panels (a) and (b) show $F_{EKV}/|\tau|^{3/2}$ and $F_{EK}/|\tau|^{3/2}$ versus dimensionless height z/L . Solid lines, plotted after first equation (7) with empirical constant $C_\uparrow = C_V^{3/2} = 1$, coincide with medians of data points showing $F_{EKV}/|\tau|^{3/2}$ and $F_{EK}/|\tau|^{3/2}$ vs z/L at $z/L > 1$, in accordance with new theory. These coordinates are especially convenient as τ and L are constant with height, while z/L quantifies the effect of stratification on turbulence. Panel (a) yields $F_{EKV} = \beta F_\theta z$, which confirms the separate budget of convective TKE, quantified by the first equation (5). Close similarity between the two panels reveals negligibility of contribution of mechanical turbulence to the fluxes under consideration. In the sublayer, $z/L < 1$, the ratio $F_{EKV}/|\tau|^{3/2}$ is constant with height in accordance with classical Kolmogorov theory. Here and in further figures, dotted parts of the colored lines show extension of novel theory beyond the area of its validity: to the sublayer $z/L < 1$ (marked grey). Dotted parts of black lines show extension of the conventional theory beyond this sublayer. Small dots show the data immediately retrieved from observations; heavy dots show the ensemble means.

Figure 2 confirms the unorthodox opposing behaviours of horizontal and vertical TKE, $E_{KH}/|\tau| = C_H(z/L)^{-2/3}$ in contrast to $E_{KV}/|\tau| = C_V(z/L)^{2/3}$, and yields certain empirical estimate of the constant $C_H = 8.4$. This disproves common belief that all component of TKE are proportional to each other.

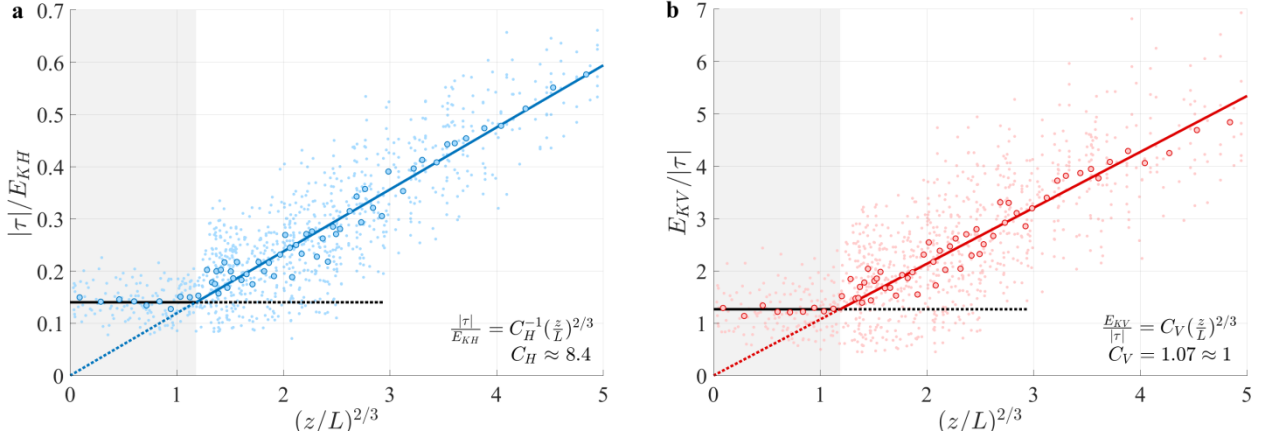


Figure 2. Empirical validation of the concept of fully mechanical horizontal TKE, E_{KH} , as distinct from the dominantly convective vertical TKE, E_{KV} . Left panel (a) shows reciprocal of horizontal TKE, $|\tau|/E_{KH}$, while right panel (b) shows vertical TKE as such, $E_{KV}/|\tau|$, both as dependent on $(z/L)^{2/3}$. Experimental data in panel (a) confirm the line plotted after second equation (7), and yield the empirical constant $C_H = 8.4$. The conventional definition of E_{KH} by second equation (4) has nothing in common with experimental data. Right panel (b) confirms the definition of E_{KV} by second equation (3), common for both novel and conventional theories with conventional value of the empirical constant $C_V = 1$

Figure 3 shows empirical validation of the novel vision of TKE dissipation rate, $\varepsilon_{K\downarrow}$, defined after the second equation (5) or, equivalently, after the third equation (7). The theoretical solid blue curve agree with experimental data over entire area $z > L$. This result is especially convincing as the curve is plotted using conventional values of the constants $C_V \approx 1$ and $C_K \approx 0.4$ obtained from independent empirical validation of the third and fourth equations (3). The extension of novel theory beyond the area of its validity (to the sub-layer $z < L$) is shown by dotted blue line. The conventional theory, assuming that all TKE is subjected to viscous dissipation, is shown by solid black line in the near-surface sublayer (where it holds true) and by dotted black line beyond this sublayer in essentially unstable stratification (where it is erroneous)., Conventional theory overestimates $\varepsilon_{K\downarrow}$ up to an order of magnitude. As seen from the figure, the lion share of TKE in pronounced unstable stratification is not subjected to dissipation.

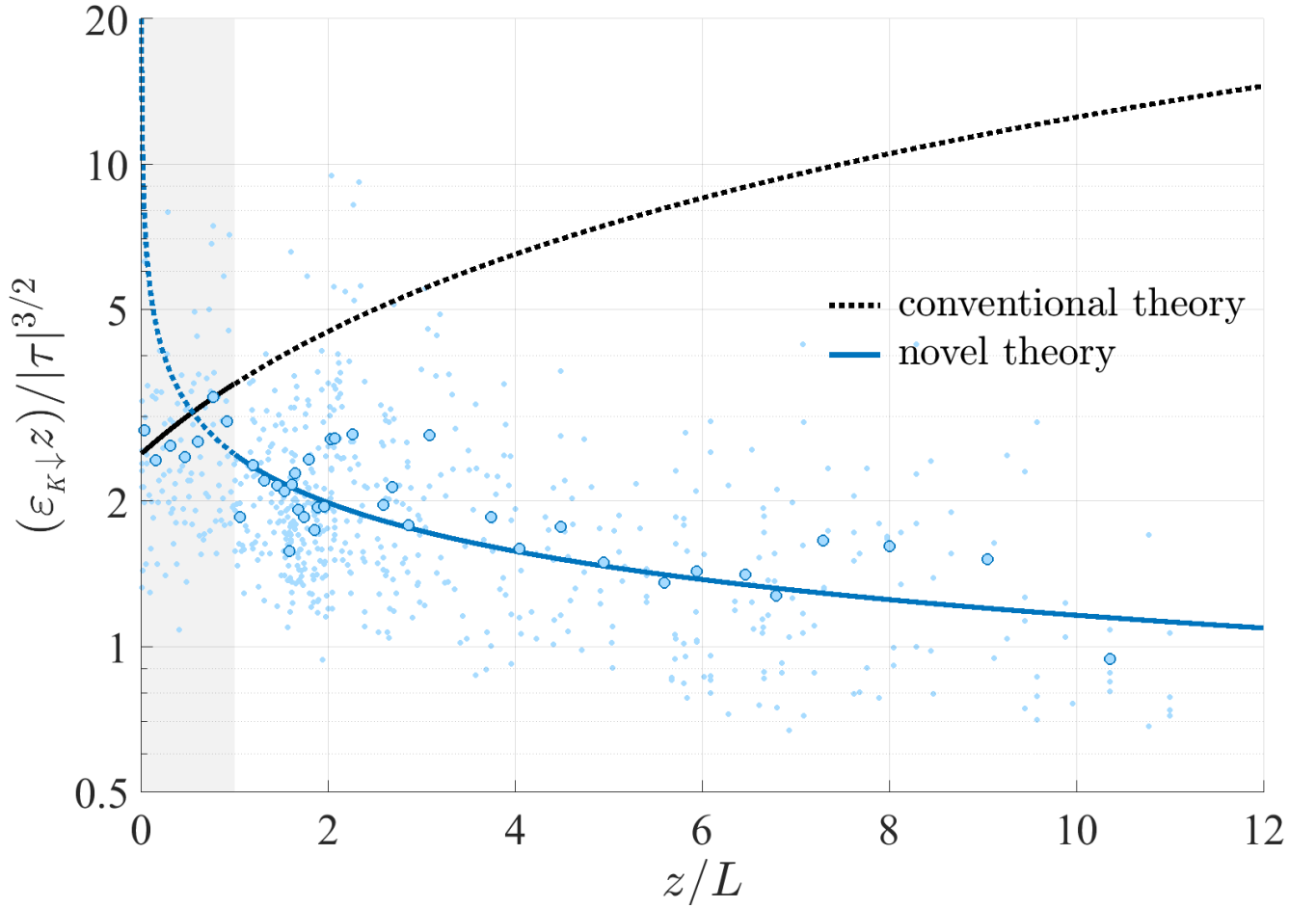


Figure 3. Novel and conventional visions of the TKE dissipation rate, $\varepsilon_{K\downarrow}$, in unstably-stratified turbulence. The third equation (7), defining $\varepsilon_{K\downarrow}$ as relevant to only mechanical turbulence, is shown at $z > L$ by solid blue line, and at $z < L$ (beyond the area of validity) by dotted blue line. The conventional theory, assuming that both shear- and buoyancy-generated TKE are subjected to viscous dissipation, is shown at $z < L$ by solid black line and at $z > L$ (beyond the area of validity) by dotted black line. Blue dots show empirical values of $\varepsilon_{K\downarrow}$ retrieved from the measured spectra of TKE.

Conclusions – The major result is new paradigm of unstably stratified turbulence, its empirical validation, and demonstration of fallacy of the conventional paradigm. The new one admits principally different nature of the two types of turbulence: buoyancy-generated plumes and shear-generated eddies. In contrast to eddies, breaking down into smaller ones and chaotically spreading in three dimensions, plumes perform buoyancy-oriented (vertical) motions and do not break down but merge into larger plumes. This entails coexistence of principally different types of chaotic motions:

- Mechanical turbulence, making direct cascade towards smaller scales and viscous dissipation of TKE into heat
- Convective turbulence, making inverse cascade towards larger scales and conversion into large-scale self-organized flow patterns

The inverse cascade inherent in convective turbulence entails the yet overlooked countergradient transports, in particular, of kinetic energy feeding the above flow patterns. So, the new paradigm admits two opposite arrows:

- “Chaos out of order” (underlying the concept of thermal death in the second law of thermodynamics) discovered by Richardson [10] as inherent to neutrally-stratified shear-generated turbulence and utilized in the Kolmogorov paradigm
- “Order out of chaos”, similar to the Nietzsche “creative chaos” discovered by Prigogine as inherent to self-organization in life systems [28], and now utilized in new paradigm of unstably-stratified turbulence

The new paradigm launches comprehensive revision of the theory of unstably stratified turbulence, playing key role in numerous geophysical and astrophysical phenomena.

References

- [1] Lucretius, *De Rerum Natura*, 2.116-22.
- [2] Kolmogorov, A. N. The local structure of turbulence in incompressible viscous fluid for very large Reynolds number. *Doklady AN SSSR* **30**, 301 (1941).
- [3] Kolmogorov, A. N. Energy dissipation in locally isotropic turbulence. *Doklady AN SSSR* **32**, 19–21 (1941).
- [4] Kolmogorov, A. N. Equations of turbulent motion for an incompressible fluid. *Izv. Akad. Nauk SSSR Ser. Fiz.* **6**, 56-58 (1942).
- [5] Zakharov, V. E. & Filonenko, N. N. Energy spectrum for stochastic oscillations of the surface of a liquid. *Dokl. Akad. Nauk SSSR* **170**, 1292–1295 (1966).
- [6] Zakharov, V. E., Lvov, V. S. & Falkovich, G. *Kolmogorov Spectra of Turbulence* (Springer, Berlin, 1993).
- [7] Kraichnan, R. H. Inertial Ranges in Two-Dimensional Turbulence. *The Physics of Fluids* **10**, 1417, doi:10.1063/1.1762301 (1967).
- [8] Kraichnan, R. H. & Montgomery, D. Two-dimensional turbulence. *Reports on Progress in Physics* **43**, 547 (1980).
- [9] Reynolds, O. An experimental investigation of the circumstances which determine whether the motion of water shall be direct or sinuous. *Phil. Trans. Roy. Soc. London* **186**, 123-161 (1883).
- [10] Richardson, L. F. *Weather Prediction by Numerical Process* (Cambridge University Press, UK, 1920).
- [11] Boussinesq, J. *Théorie de l'Écoulement Tourbillonnant et Tumultueux des Liquides dans les Lits Rectilignes à Grande Section, I-II* (Gauthier-Villars, Paris, 1897).
- [12] Obukhov, A. M. Turbulence in an atmosphere with a non-uniform temperature. *Trudy Inst. Theor. Geofiz. AN SSSR* **1**, 95–115 (1946).
- [13] Mellor, G. L., & Yamada, T. Development of a turbulence closure model for geophysical fluid problems. *Rev. Geophys. Space Phys.* **20**, 851–875 (1982).
- [14] Canuto, V., Howard, A., Cheng, Y. & Dubovikov, M. Ocean turbulence, part I: One-point closure model – momentum and heat vertical diffusivities. *Journal of Physical Oceanography* **31**, 1413–1426 (2001).
- [15] Zilitinkevich, S. On the turbulence and diffusion at free convection. *Izv., U.S.S.R. Acad. Sci., Phys. Atmosphere Ocean* **7**, 1263–1269 (1971).
- [16] Zilitinkevich, S. Shear convection. *Boundary-Layer Meteorol.* **3**, 416-423 (1973).
- [17] Kader, B. A. & Yaglom, A. M. Mean fields and fluctuation moments in unstably stratified turbulent boundary layers. *J. Fluid Mechanics* **212**, 637—662 (1990).

- [18] Marino, R., Pouquet, A. & Rosenberg, D. Resolving the paradox of oceanic large-scale balance and small-scale mixing. *Phys. Rev. Lett.* **114**, 114504 (2015).
- [19] Pouquet, A., Rosenberg, D., Marino, R. & Herbert, C. Scaling laws for mixing and dissipation in unforced rotating stratified turbulence. *J. Fluid Mech.* **844**, 519 (2018).
- [20] Kuhn, T. *The Structure of Scientific Revolutions* (University of Chicago Press, Chicago, 1962).
- [21] Monin, A. S. & Yaglom, A. M. *Statistical Fluid Mechanics*. Vol. 1. (MIT Press, Cambridge, 1971).
- [22] Tampieri, F. *Turbulence and Dispersion in the Planetary Boundary Layer, Physics of Earth and Space Environments* (Springer International Publishing, 2017).
- [23] Garratt, J. R. *The Atmospheric Boundary Layer* (Cambridge University Press, UK, 1992).
- [24] Stull, R. *An Introduction to Boundary Layer Meteorology* (Kluwer Acad. Press, Dordrecht, Netherlands, 1997).
- [25] Elperin, T., Kleeorin, N., Rogachevskii, I. & Zilitinkevich, S. Formation of large-scale semi-organised structures in turbulent convection. *Phys. Rev. E.* **66**, 066305, 1-15 (2002).
- [26] Elperin, T., Kleeorin, N., Rogachevskii, I. & Zilitinkevich, S. Turbulence and coherent structures in geophysical convection. *Boundary-layer Meteorol.* **119**, 449- 472 (2006).
- [27] Zilitinkevich, S., Hunt, J., Grachev, A., Esau, I., Lalas, D., Akylas, E., Tombrou, M., Fairall, C., Fernando, H., Baklanov, A. & Joffre, S. The influence of large convective eddies on the surface layer turbulence. *Quart. J. Roy. Met. Soc.* **132**, 1423-1456 (2006).
- [28] Prigogine, I. & Stengers, I. *Order Out of Chaos: Man's New Dialogue with Nature* (Bantam Books, New York, 1984).

Methods – Experimental data used in the above analyses and figures are obtained from meteorological observations at the North-East Siberian station Tiksi [29] in the conditions of long-lived convective boundary layer typical of arctic summer. Here, permanent warming of the layer from below is balanced through permanent delivery of colder air by atmospheric general circulation, which assures quasi-stationary regime of turbulence and, thus, accurate estimation of turbulent energies and fluxes unachievable in the short-lived non-stationary convective layers typical of mid latitudes. Empirical data on $\varepsilon_{K\downarrow}$ shown in Figure 4 are retrieved via the Kolmogorov $-5/3$ power law from the measured spectra of TKE, namely, from their high-frequency inertial intervals corresponding to the direct cascades of mechanical TKE towards its viscous dissipation[§] (for details of the method see [30]).

* The corresponding author: Sergej S. Zilitinkevich (sergej.zilitinkevich@fmi.fi).

[†] The conventional paradigm and theories of turbulence are irrelevant also to supercritically stable stratification. Here, conventional approach predicts inevitable degeneration of turbulence, which is factually relevant only to low-Reynolds-number flows [31, 32].

[‡] In the new framework, second equation (2) defining coefficients of vertical turbulent exchange is derived rigorously from the budget of vertical turbulent flux of momentum separated into the pair of budgets of its convective and mechanical components, similarly to separation of convective and mechanical TKE budgets into the pair of equations (5). The authors leave this derivation for separate paper.

[§] Spectra of TKE in unstably stratified turbulence also contain the low-frequency inertial intervals (e.g. [33]). The new theory explains them as indicative of inverse cascades of convective TKE towards its conversion into kinetic energy of self-organised motions.

References

- [29] Grachev, A. A., Persson, P. O. G., Uttal, T., Akish, E. A., Cox, C. J., Morris, S. M., Fairall, C. W., Stone, R. S., Lesins, G., Makshtas, A. P. & Repina, I. A. Seasonal and latitudinal variations of surface fluxes at two Arctic terrestrial sites. *Clim. Dyn.* **51**, 1793-1818, doi:10.1007/s00382-017-3983-4 (2018).
- [30] Pearson, B., Krogstad, P.Å. & Van De Water, W. Measurements of the turbulent energy dissipation rate, *Phys. Fluids* **14**, 1288-1290, doi:10.1063/1.1445422 (2002).
- [31] Zilitinkevich, S., Elperin, T., Kleeorin, N., Rogachevskii, I. & Esau, I. A hierarchy of energy- and flux-budget (EFB) turbulence closure models for stably stratified geophysical flows. *Boundary-Layer Meteorol.* **146**, 341-373, doi:10.1007/s10546-012-9768-8 (2013).
- [32] Zilitinkevich, S., Druzhinin, O., Glazunov, A., Kadantsev, E., Mortikov, E., Repina, I. & Troitskaya, Y. Dissipation rate of turbulent kinetic energy in stably stratified sheared flows. *Atmos. Chem. Phys.* **19**, 2489–2496, doi:10.5194/acp-19-2489-2019 (2019).
- [33] Glazunov, A. V. Numerical simulation of stably stratified turbulent flows over an urban surface: Spectra and scales and parameterization of temperature and wind-velocity profiles. *Izv. Atmos. Ocean. Phys.* **50**, 356-368, doi:10.1134/S0001433814040148, (2014).

Acknowledgements

The authors acknowledge support from the Academy of Finland grant 314 798/799.

Author contributions

Sergej Zilitinkevich developed the concept and derived the theory. Irina Repina carried through experimental aspects of the work. Evgeny Kadantsev carried out the data analyses and produced the figures.

Competing interests

The authors declare no competing interest.