

Predicting User Emotional Tone in Mental Disorder Online Communities

Bárbara Silveira, Fabrício Murai, Ana Paula Couto da Silva

Abstract—Online Social Networks have become an important medium for communication among people who suffer from mental disorders to share moments of hardship and to seek support. Here we analyze how Reddit discussions can help improve the health conditions of its users. Using emotional tone of user publications as a proxy for his emotional state, we uncover relationships between state changes and interactions he has in a given community. We observe that authors of negative posts often write more positive comments after engaging in discussions. Second, we build models based on state-of-the-art embedding techniques and RNNs to predict shifts in emotional tone. We show that it is possible to predict with good accuracy the reaction of users of mental disorder online communities to the interactions experienced in these platforms. Our models could assist in interventions promoted by health care professionals to provide support to people suffering from mental health illnesses.

Index Terms—Online Social Networks, Mental Health Disorders, Emotional Tone, Prediction Models, Reddit

1 INTRODUCTION

In the recent years, statistics from the World Health Organization (WHO) alert for the increase in the total number of people across the globe that suffer from some type of mental disorder; 1 in 4 people are affected by these illnesses during their lives [1]. WHO's last report indicates that the number of cases of depression has grown 18% between 2005 and 2015: it affects 322 million people across the globe. Anxiety, in turn, affects 264 million people and bipolar disorder impacts around 60 million people. In their most severe form, these disorders can lead to suicide. Approximately 800 thousand people die due to suicide every year [2].

Despite these alarming numbers, many people who suffer from mental disorders do not receive treatment. WHO reports that 3 from every 4 affected people do not get any type of treatment and that 45% of the world population live in countries with less than 1 psychiatrist for every 100 thousand people (see who.int/mental_health/evidence/atlas). Moreover, health systems do not provide adequate treatment for such disorders. WHO shows that in low and medium income countries, between 76% and 85% of the people with mental disorders do not receive treatment, whereas this number ranges between 35% and 50% in high income countries.

The combination of scarce resources, social stigma associated with mental disorders [3] and reluctance to ask for help prevents most people that are affected by them from being assisted in the best possible way. To overcome these challenges, new ways of using communication systems have been revolutionizing the support offered to people who suffer from mental disorders. In particular, we highlight the role of Online Social Networks (OSNs).

Originally focused in fostering friendships, image and video sharing, in the last years OSNs also connects people willing to share experiences related to mental disorders, being Reddit the most popular one [4], [5], [6], [7], [8], [9].

Reddit is a forum website with social network features: it is composed by communities (subreddits), where users create and share content, including their experiences, and ask questions about a wide range of subjects. A user can initiate a thread by publishing a post. This post can be replied by other users (or by the same user) through comments. Comments, in turn, can be replied through other comments.

In light of the previous discussion, the main goal of this work is to analyze how Reddit mental health disorders communities can help improve the health conditions of their users. Our main research question is:

- *Do online interactions in these communities have a positive effect on the user emotional state and, if so, can we model this effect and make accurate predictions?*

To answer our research question we analyze the changes in the emotional state of an user over a thread by using their emotional tone – an objective measure that can be computed from sentiment analysis tools. In other words, we analyze whether the seek for help in these networks is effective and results in changes on how the users express their feelings, once they are engaged on these communities. Our findings show that users typically reply posts with comments that have a more positive tone and can, in fact, alter the state of those who started the discussion. Moreover, we build recurrent neural networks models to predict shifts in the emotional tone of the users. The results from our prediction model indicated that, in spite of the inherent hardness of the task in hand, it is possible to predict with some accuracy the reaction of users of mental disorder online communities to the interactions experienced in these platforms. Finally, our models could assist in interventions promoted by health care professionals in social networks designed to provide support to people suffering from problems related to mental disorders. We commit to releasing code and scripts used to collect the data once this work is published.

- B. Silveira, F. Murai and A. P. C. Silva are with the Department of Computer Science, Universidade Federal de Minas Gerais, Brazil.

2 RELATED WORK

The use of tools to assist people who suffer from mental health disorders as a complement to in-person consultations is not a new paradigm. For example, phone consultations, where volunteers provide help to those who seek it is widespread in many countries, such as Argentina¹, Brasil², United States³, France⁴, among others.

However, new ways of using communication systems, whether cell phones or the Internet, have been revolutionizing the support offered to people who suffer from disorders such as depression and anxiety. Thus, some research efforts sought to understand how new technologies can be effective in mitigating the symptoms of these illnesses.

In this context, the authors in [10] analyze conversations that took place via SMS of individuals related to the *Crisis Trends* organization⁵. The study tries to evaluate the behavior of the counselors, given that they play a crucial role in supporting the individuals that use the service. One of the main conclusions is that counselors which succeed in helping the individuals are more aware of the trajectory of the conversation, reply to the messages in a more creative fashion, without using generic sentences and identify quickly the focus of the problem that the individual has, collaborating to its solution.

The work done by [11] used natural language processing techniques to detect quantifiable signals surrounding suicidal attempts. The authors described how such a system could be used by specialists, for instance, how physicians and psychologists could intervene in a risk situation. Another interesting aspect is that the authors also discuss ethical implications in the use of such technology with respect to individuals' privacy.

More recent works address the detection of anxiety, bipolarity, depression and suicide in social networks [12], [13], [14], [15], [16], [17], [18], [19], [20], [21], [22], [23]. Unfortunately, the number of mental disorder cases rises each year and affect people of various ages. These works seek to understand the behavior of users of these social networks as a way to propose policies that contribute to the reduction of the number of people affected by these problems. Our work differs from those in that we model the user during the time in which he stays in a community to predict changes in his emotional tone, enabling more effective interventions that can help these users on a timely fashion.

Regarding Reddit, the work of [5] investigates the language present in its posts related to mental health and identifies several specific linguistic traits. In another work, the same authors analyze Reddit posts to train classifiers for recognizing and classifying posts related to mental health using deep learning techniques [6]. The work of [4] presents an analysis of the discourse of their users. The authors investigate how the lack of inhibition in the comments and posts written by anonymous users differs from those written by the users who use identities.

Some authors also study the structure of the individuals' writing in subreddits related to depression, bipolar disorder and schizophrenia [7]. Their analyzes show that users who suffer from these illnesses have difficulty expressing their ideas. The work performed by the authors [24] presents a neural framework for supporting and studying users in Twitter and Reddit communities. They proposed methods for identifying the risk that a user commits a self-harm action, which is highly correlated with depression.

3 METHODOLOGY

3.1 Datasets

We gathered all posts, comments and metadata created between 2011 and 2017 from the four mental health related Reddit communities with the largest number of publications, namely Depression, SuicideWatch, Anxiety e Bipolar [6]. Data is publicly available at <http://files.pushshift.io/reddit>.

We focus this study in the 2017 data, since during this year there was an unprecedented volume of user interactions on these subreddits, which is important for training and testing our prediction models. We present some descriptive statistics of the dataset in Table 1.

3.2 Modeling Shifts in Emotional Tone

We measure the emotional tone (EmT) of the messages of a user as a proxy for his emotional state to find relationships between changes and his interactions in a subreddit.

Emotional tone. From the slew of existing sentiment analysis tools, we choose to use VADER [25], a sentiment analysis tool based on rules and on a lexical dictionary built specifically from OSNs data. VADER computes four variables from a given text: positive, negative, neutral and compound. Compound is the combination of three first lexical variables normalized between -1 (extremely negative) and +1 (extremely positive) and, hence, is the emotional tone we assign to a publication.

Prediction task. Let p be a post, written by some author u , that initiates a thread, followed by chronologically ordered comments c_1, c_2, \dots, c_n , where c_n is the last comment made by u in the thread. Define $\text{EmT}(\cdot)$ as the emotional tone of a post or comment. Given the sequence $S = (p, \dots, c_{n-1})$, we aim to predict the emotional tone $\text{EmT}(c_n)$ of the last comment made by the thread author. In other words, we want to infer the effect on the user emotional state prompted by the comments in S . Figure 1 shows a diagram illustrating this task. Posts and comments are fed as input to models that predict shifts in the emotional tone.

Limitations. While we use emotional tone as a proxy for emotional state, it is not possible to evaluate whether there was a real improvement (or degradation) for the user due to the anonymity inherent to this OSN. Consequently, the metrics we use do not consider complex external aspects of the life of a user which could help us make this assessment.

Pre-processing. To train machine learning models for this task, we need to extract textual features from each publication. After experimenting with LIWC features and word embedding methods, we settled on using the latter. Particularly, we use Transformer architectures based on Deep Neural

1. <https://www.casbuenosaires.com.ar/ayuda>

2. <https://www.cvv.org.br/>

3. <https://www.crisistextline.org/texting-in>

4. <http://www.suicide-ecoute.fr/>

5. <https://crisistrends.org/>

TABLE 1: Statistics of interactions on each subreddit. Depression is the largest community in number of unique users. Yet, users in Bipolar are the most active, writing at least twice as often than users in other communities, which shows a stronger engagement in that subreddit. [†]Threads used in prediction task have to satisfy some constraints (see Section 4).

2017 Dataset										
	Anxiety		Bipolar		Depression		SuicideWatch		Total	
Publications (numbers)										
Threads (posts)	25,574		15,825		70,950		29,486		141,835	
Comments	150,155		136,824		448,005		182,731		917,715	
Threads used in prediction task [†]	11,956		8,165		30,039		12,957		63,117	
Users (numbers)										
Unique users	36,616		11,363		85,706		38,121		154,114	
Users who post (posting users)	16,394		6,043		41,813		20,844		78,499	
Users who comment (commenters)	31,783		10,190		72,268		30,113		129,908	
Others (median and maximum)										
Posts per posting user	1	92	1	247	1	99	1	49	1	247
Comments per commenter	2	1,665	3	2,326	2	1,850	2	3,999	2	4,018
Comments in thread	3	241	6	134	3	4,938	3	284	3	4,938
Post length (in chars)	692	24,952	576	28,840	594	39,863	715	36,683	634	39,863
Comment length (in chars)	213	9,791	188	9,796	148	9,997	146	9,947	164	9,997

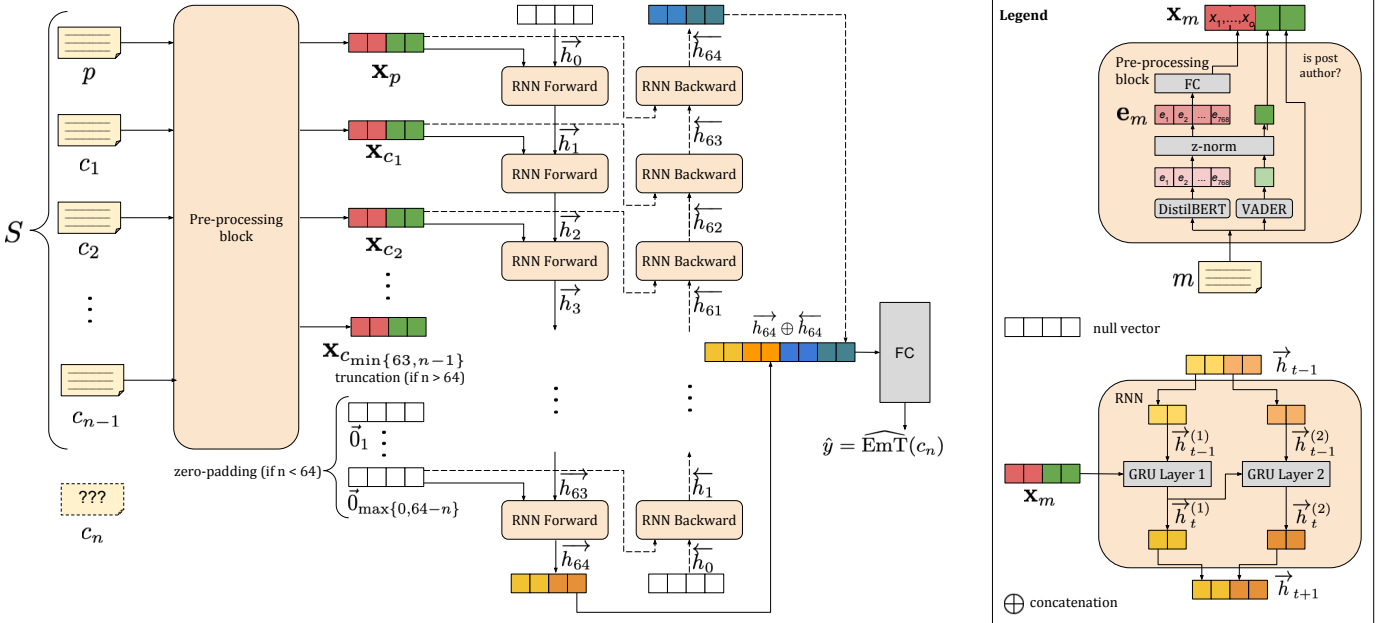


Fig. 1: Model architecture. The input is the sequence $S = (p, c_1, \dots, c_{n-1})$ of messages consisting of post p and comments c_1, \dots, c_{n-1} from a thread, sorted in chronological order, where n is the index corresponding to the last comment made by the post author (not part of the input). Each message $m \in S$ is passed to a pre-processing block that extracts (i) embeddings using DistilBERT, (ii) emotional tone using VADER and (iii) a variable indicating whether m was written by the post author. In that block, the only trainable component is a Fully Connected (FC) layer. Embeddings are then forwarded through a GRU-based recurrent neural network (RNN) that can be either unidirectional or bidirectional and can contain either 1 or 2 layers (2-layer bidirectional RNN is shown). Hidden states are concatenated and passed through a second FC layer to output the prediction $\hat{y} = \text{EmT}(c_n)$ for the emotional tone of c_n . GRUs and second FC layer are also trainable.

Networks, which achieve state-of-the-art performance in many NLP tasks. Since we envision the prediction task possibly as part of real time applications, we choose the pre-trained DistilBERT architecture, which is much lighter than BERT, the most popular variant. We do not fine-tune DistilBERT parameters to our data, as we focus our efforts on designing and training networks that can use these embeddings as input to predict shifts in EmT.

Each publication m in a thread S is forwarded through DistilBERT to yield an embedding $\mathbf{e}_m \in \mathbb{R}^{768}$. We then concatenate two hand-engineered features to \mathbf{e}_m : the emotional tone $\text{EmT}(m)$ and a variable indicating whether m 's author is the post author. Together, these two features can provide emotional tone "snapshots" to the model. To avoid under-representing the hand-engineered features, we reduce the embedding dimensionality by passing it through a fully

connected (FC) layer whose output size o varies in $\{2, 14, 62\}$, so that the resulting feature vector \mathbf{x}_m size is in $\{4, 16, 64\}$:

$$\mathbf{x}_m = [\text{FC}(\mathbf{e}_m), \text{EmT}(m), \text{is_post_author}(m)] \in \mathbb{R}^{o+2}. \quad (1)$$

Hence each training observation consists of the matrix $\mathbf{X} = [\mathbf{x}_p; \mathbf{x}_{c_1}; \dots, \mathbf{x}_{c_{n-1}}] \in \mathbb{R}^{n \times (o+2)}$ and the scalar $y = \text{EmT}(c_n)$. Since the number of comments varies across threads, we truncate longer matrices (0.4% of all threads, no more than 0.9% of any subreddit) to the first 64 rows and zero-pad shorter matrices, so that every matrix is $64 \times (o+2)$.

4 EMOTIONAL TONE SHIFTS IN THREADS

To study the effect of user’s interactions in a thread, we eliminate obvious confounders, such as simultaneous participation in multiple threads. To accomplish that, we select, for each user, the segments of threads started by him which:

- begin with a post and end with his last comment prior to becoming active in another thread **and**
- contain at least one comment from another user **and**
- have less than 24 hours between consecutive publications.

We set the 24 hour limit to control for the wear-out effect that longer periods of time might have on the user emotional state. As a disclaimer, we emphasize that we cannot identify activities other than post/comment writing that the user may have performed on other threads, such as reading and down/up-voting. In what follows we investigate characteristics related to the emotional tone in this data.

Emotional tone in threads. We investigate how the emotional tone of (i) the posts, (ii) the last comment made by thread authors and (iii) the comments made by other users is distributed for each subreddit. In particular, to analyze comments made by other users, we take their average emotional tone in each thread to avoid overrepresenting longer threads. In our data, posts are more likely to express negative emotional tone, but last comments are more likely to exhibit the opposite sentiment. The median EmT of comments from others as well as the last comments’ median EmT are higher than that of posts. Moreover, the 1st, 2nd and 3rd quartiles of the last comments’ EmT are higher than those of the posts showing an average improvement on the emotional tone of the thread authors.

Relationship between post and last comment’s emotional tone. We investigate shifts in emotional tone between the moment a user writes a post and the moment he writes his last comment on the thread. Authors of negative posts tend to write more positive comments at the end (Fig. 2 (top)). In Anxiety, this tendency is even stronger. This variation corroborates the idea that comments written by other users may help those facing difficult situations.

Relationship between post and other comments. Comments are, on average, slightly more positive than the post that initiated the thread (Fig. 2 (middle)).

Relationship between last comment and other comments. Positive emotional tone in the last comment is correlated with positive emotional tone in other comments (Fig. 2 (bottom)). Interestingly, we also observe an average of about 18% of negative last comments, even when conditioning on a discussion thread that is positive on average. This suggests

that some users in these community have more difficulty at improving their emotional state.

Overall, our results indicate that being part of supportive online groups facing similar mental health disorders may help one overcome the problems inherent to these diseases. Moreover, guided interventions performed by health care professionals may result in positive outcomes. Then, an automatic way of tracking and even predicting users’ emotional tone is paramount in these communities.

5 PREDICTING SHIFTS IN EMOTIONAL TONE

To leverage information from the sequence of interactions represented by \mathbf{X} , we build recurrent neural networks (RNNs) such as the one shown in Figure 1, using Gated Recurrent Units (GRUs). We test several architectures using grid search: FC output size $o \in \{2, 14, 62\}$, unidirectional and bidirectional, with 1 (without dropout) or 2 layers (dropout probability in $\{0.0, 0.1, 0.2, 0.5\}$), accounting for 30 configurations. The hidden state of an RNN layer is half the size of \mathbf{x}_m . Since this is a regression task, we pass a hidden state through another FC layer to obtain a scalar prediction. For unidirectional RNNs, we use the hidden state associated with the last comment in S . For bidirectional, we concatenate the last hidden states from the forward and backward passes.

A task-specific loss function. For regression tasks, mean squared error (MSE loss) and mean absolute error (L1 loss) are typical choices of loss function. *We found that training the model with these functions collapses predictions around the average*, preventing us from accurately forecasting more extreme values of $\text{EmT}(c_n)$. This is likely due to the inherent difficulty of predicting the user response (a common theme in social sciences), in which case is “safer” to predict average behavior. To address this issue, we propose a **Weighted L1 loss**. Because the distribution of $y \in [-1, 1]$ is a bell-like curve, we bin observations w.r.t. y and weight the absolute error for (\mathbf{X}, y) proportionally to the reciprocal of the number of elements in its bin. We use 10 equal-length bins (but obtained similar results with 5 bins).

Train/validation/test sets. We use a 80-10-10% random split. Since threads are created over time, it is tempting to split them in chronological order instead. Yet, we observed that this produces higher error rates due to covariate shift (distribution of train and test splits differ). Hence we advocate that models should be trained on threads from all the different months to capture seasonal differences.

Training. We consider both training a unique model from the entire dataset (MODEL) and training one per subreddit (MODEL-SUBREDDIT). We optimize model parameters using batch size 32 and optimizer Adam over 20 epochs, with early stopping after 3 epochs without improvements on the validation loss. Training for most configurations ends within 8 epochs. We record the validation loss at the end of the training, but reset model parameters to those that yielded the minimum validation loss.

Computational resources. All experiments were run on free Google Colab instances (Intel(R) Xeon(R) CPU@2.30GHz, 4 threads, 26G memory). DistilBERT embeddings were computed on TPU nodes at ≈ 40 subreddit threads/s. Model training was done on nodes equipped with a Nvidia K80

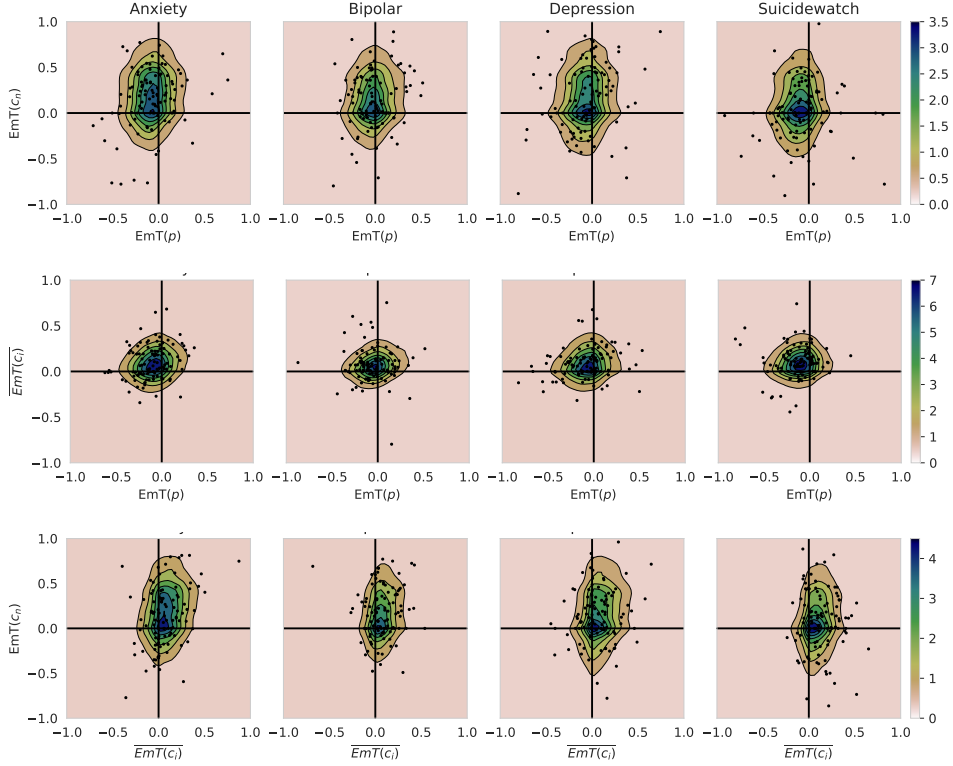


Fig. 2: Pairwise joint distributions of emotional tone of post, $\text{EmT}(p)$, emotional tone of author’s last comment, $\text{EmT}(c_n)$, and average emotional tone in thread, $\overline{\text{EmT}}(c_i)$, using a 2-D Gaussian kernel density estimator. Points in each plot represent 100 threads sampled uniformly at random. **Top:** $\text{EmT}(p)$ vs. $\text{EmT}(c_n)$. $\text{EmT}(p)$ has negative mean, while $\text{EmT}(c_n)$ has positive mean and larger variance than the former. High concentration in 2nd quadrant suggests emotional state improvement after interactions in a thread. Low concentration in 4th quadrant indicates that decrease in emotional state is rare. **Middle:** $\text{EmT}(p)$ vs. $\overline{\text{EmT}}(c_i)$. The average emotional tone of comments in a thread has small positive mean and low variance. High concentration in 2nd quadrant shows that comments are on average slightly more positive than the post that initiated the thread. **Bottom:** $\overline{\text{EmT}}(c_i)$ vs. $\text{EmT}(c_n)$. Joint distribution is similar to that of top plot, but slightly shifted towards more positive x . This plot shows a positive correlation between average emotional tone in the thread and the emotional tone of author’s last comment.

GPU. Each model took 2 to 11min to train (average ≈ 7 min). Most epochs took 20 to 50s (average ≈ 46 s). The complete grid search took 207min.

6 PREDICTION EVALUATION

We introduce three baselines used to evaluate the proposed model. Next, we present quantitative results using L1, MSE and Weighted L1 Losses as performance metrics, and qualitative results by showing how responses y and their respective predictions are distributed, illustrated with some prediction examples. We then analyze the ability of the proposed model to predict large shifts in emotional tone. Last, we discuss important implications of this study and possible applications.

6.1 Baselines

To the best of our knowledge, this is the first work proposed to address this prediction task. In the absence of other approaches for this task in the literature, we consider three simple but surprisingly effective baselines:

- **UNCHANGED:** assumes no change in emotional tone since the post, i.e., $\hat{y}_{\text{UNCHANGED}} = \text{EmT}(p)$.
- **MEAN:** outputs the average emotional tone in S , i.e., $\hat{y}_{\text{MEAN}} = 1/|S| \sum_{m \in S} \text{EmT}(m)$.
- **LAST:** outputs the emotional tone of the last comment in S , i.e., $\hat{y}_{\text{LAST}} = \text{EmT}(c_{n-1})$.

We also tested variants of these baselines that ended up being less accurate, e.g. considering only comments from the branch of the thread that includes the author’s last comment and/or excluding the author’s comments from MEAN.

6.2 Results

In the following figures/tables, we abbreviate Anxiety (ANX), Bipolar (BIP), Depression (DEP), SuicideWatch (SUI) and the entire dataset (ALL) to avoid cluttering. We select in each case the model that achieved the lowest (validation) Weighted L1 Loss. The difference between the best model and the others for this metric rarely surpasses 15%.

Quantitative results. Table 2 shows, for each subreddit, the performance of the best model and the baselines on the

TABLE 2: Results w.r.t. L1, MSE and proposed Weighted L1 Loss, which gives more weight to more extreme responses. Model is trained on entire 2017 dataset whereas Model-Subreddit is trained on target subreddit (column). MEAN yields lowest L1 and MSE, but Model outperforms baselines w.r.t. Weighted L1 loss.

Predictor	L1 Loss					MSE Loss					Weighted L1 Loss				
	ALL	ANX	BIP	DEP	SUI	ALL	ANX	BIP	DEP	SUI	ALL	ANX	BIP	DEP	SUI
UNCHANGED	.350	.375	.290	.363	.334	.201	.218	.141	.215	.188	.491	.532	.386	.508	.463
MEAN	.278	.293	.240	.289	.260	.126	.134	.097	.134	.116	.452	.482	.373	.469	.417
LAST	.315	.324	.289	.321	.309	.165	.164	.142	.171	.164	.475	.500	.395	.488	.449
MODEL	.303	.292	.258	.319	.303	.150	.136	.111	.164	.151	.433	.460	.348	.453	.415
MODEL-SUBREDDIT	–	.292	.314	.314	.284	–	.140	.156	.160	.132	–	.494	.420	.464	.412

TABLE 3: Performance on extreme test cases described in rows w.r.t. L1 loss MEAN, MODEL and LAST. Third (resp. last) columns show percentage of threads where MODEL outperforms MEAN (resp. LAST). For extremely positive shifts, LAST performs best because a large improvement is often preceded by a very positive comment. For extremely negative shifts, MODEL performs best.

Subset of test set	# threads	MODEL outperforms MEAN (% threads)	L1 Loss			MODEL outperforms LAST (% threads)
			MEAN	MODEL	LAST	
$\Delta \text{EmT} > 95^{\text{th}}$ perc.	319	54.2	.683	.670	.567	38.2
$\Delta \text{EmT} > +1.0$	129	59.7	.771	.731	.642	41.9
$\text{EmT}(c_n) > +0.8$	126	61.1	.767	.741	.693	51.6
$\Delta \text{EmT} < 5^{\text{th}}$ perc.	319	56.4	.498	.445	.593	62.4
$\Delta \text{EmT} < -1.0$	39	64.1	.719	.612	.782	59.0
$\text{EmT}(c_n) < -0.8$	48	75.0	.763	.665	.807	64.6

test set, w.r.t. L1, MSE and Weighted L1 losses. MODEL-SUBREDDIT is included for completeness. Although UNCHANGED performs worst among all, the relative error increase to the best predictor stays below 29% and 16% resp. for L1 and Weighted L1. MEAN shows the lowest L1 and MSE errors, which, as we explained in Section 5, is an artifact of outputting predictions close to the average. However, when considering the Weighted L1 loss, MODEL outperforms MEAN by 4.3% (resp. 6.5%) on ALL (resp. BIP).

Qualitative results. The advantage of the proposed model over the baselines can be better visualized from the heatmaps shown in Figure 3, which display the joint distribution of true and predicted values using a (colorcoded) Gaussian kernel density estimator along with 100 random threads from the test set (circle sizes represent number of comments; largest has 64). Despite the low errors achieved by MEAN, predictions are highly concentrated in $[-0.2, 0.3]$. While LAST spans predictions over a wider range, they are not well concentrated along the diagonal. Particularly, it results in large errors (vertical distance to diagonal) for some threads with more extreme – especially negative – responses (e.g., see leftmost point on ANX plots).

Prediction examples. We illustrate two cases that visually stand out in Figure 3 where MODEL exhibits low and high error, respectively. In Bipolar, there is a large thread with $\text{EmT}(c_n) = 0.57$ ($\hat{y}_{\text{MODEL}} = 0.46$). In that thread, the author starts by saying that apparently everyone he meets with Bipolar disorder has some sort of artistic abilities, describes his own and asks commenters about theirs. The overall sentiment in the thread is only slightly positive ($\text{EmT} = 0.18$), ending with a neutral comment ($\text{EmT} = 0.00$): “I’m a painter. This is an all wax painting I recently finished. [url]”, followed by a very positive comment from the author, showing his appreciation for what was said: “Woah, those colors are brilliant. So many talented people in this thread.”. In Depression, there is a large thread for which

MODEL predicts $\hat{y}_{\text{MODEL}} = 0.87$ ($\text{EmT}(c_n) = 0$). The author, a highschooler, starts by telling that someone in his class started talking to him and it made him feel “human” for the first time in a long while. The thread is filled with supporting comments and ends with the author replying “I’ll do it!” to a previous comment suggesting him to strike conversations with strangers and “make their day”. Although $\text{EmT}(c_n) = 0$ indicates a neutral state, we believe it may not accurately reflect the author’s reaction to the supporting messages.

Extreme reactions. We investigate whether MODEL outperforms the baselines for extreme cases, namely when (i) the absolute shift in emotional tone $|\Delta \text{EmT}| = |\text{EmT}(c_n) - \text{EmT}(c_{\text{penultimate}})|$ between the author’s last and penultimate comment is large and when (ii) $\text{EmT}(c_n)$ takes on extreme values. For this purpose, we compute statistics of the predictions for subsets of the 6396 threads in the test set. We consider as “large shifts” cases where

- $\Delta \text{EmT} > +0.808$ (95th percentile),
- $\Delta \text{EmT} < -0.564$ (5th percentile),
- $\Delta \text{EmT} > +1.0$ **or**
- $\Delta \text{EmT} < -1.0$.

We consider as “extreme values” cases where

- $\text{EmT}(c_n) > +0.8$ **or**
- $\text{EmT}(c_n) < -0.8$.

This time we use the average absolute error (L1 Loss) since results are already conditioned on sparse subsets. Table 3 shows the loss for MEAN, MODEL and LAST. For all subsets, MODEL’s predictions are most often better than MEAN’s and also on average. For extremely positive shifts (top two rows), LAST’s predictions are most often better than MODEL’s and also on average. This is due to the fact that large improvements are often preceded by a very positive comment, although the converse is not necessarily true. By

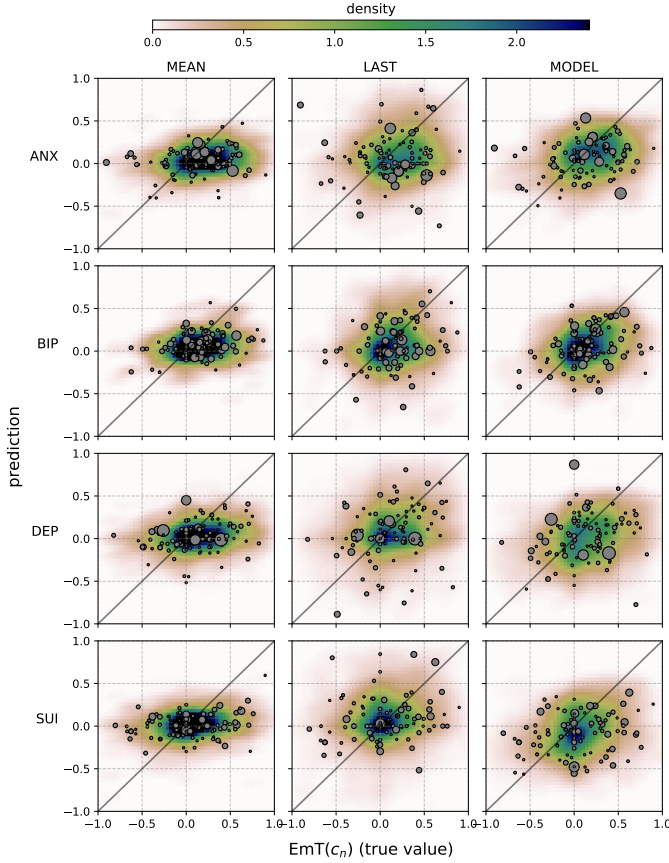


Fig. 3: Joint distribution of true and predicted values for MEAN, LAST and MODEL (colorcode represents density) using 2D Gaussian kernel density estimator. Each plot in a row includes 100 points illustrating predictions for the same randomly sampled threads (size represents number of comments; smallest is 2, largest is 64). MEAN collapses predictions around average y . LAST exhibits high density areas far from the diagonal. MODEL is better at predicting more extreme values.

conditioning on high values of ΔEmT , we artificially favor LAST. On the other hand, since other users' comments tend to be positive, LAST performs poorly on very negative shifts and on negative responses (three bottom rows).

6.3 Discussion

In this work we consider a new, challenging task: to predict changes in the emotional tone (proxy for emotional state) of users after interactions in mental disorder online communities. A system capable of making accurate predictions can be used to assist users when composing comments, so as to increase the chance of making positive impacts on their readership. The results from our prediction model indicated that, in spite of the inherent hardness of the task in hand, it is possible to predict with some accuracy the reaction of users to the interactions experienced in these platforms. The models we consider do not use the identity of users as input, hence do not present a threat to their privacy and, as a byproduct, have the benefit of being applicable to users that have just joined a community.

The fact that model training can take up to a minute may cause the impression that it is not suitable for real time applications. However, once the model is trained, it can process an entire thread including a comment that is being currently written in roughly 20ms.

There is room for improving the prediction model through the use of dilated RNNs, attention-based models and Transformers (this time for processing the sequence of comments). Particularly, attention models provide higher interpretability that can be used to pinpoint which comments were the most important for a given prediction. Another promising class of models is the Graph Neural Network, which could be used to process discussion trees along with their structure, instead of treating them as sequential inputs. We leave these investigations for future work.

We also showed that transfer learning is a potential research avenue. Just as we used data from other mental health-related subreddits to improve predictions for a target subreddit, it is possible that other subreddits can be included for training. More data can also benefit the training of more complex models.

ACKNOWLEDGMENTS

This research was partly supported by CAPES, CNPq and FAPEMIG.

REFERENCES

- [1] WHO, *Mental health action plan 2013-2020*, 2013 (accessed May 15, 2020).
- [2] WHO, "Depression and other common mental disorders: global health estimates," tech. rep., World Health Organization, 2017.
- [3] L. J. Barney, K. M. Griffiths, A. F. Jorm, and H. Christensen, "Stigma about depression and its impact on help-seeking intentions," *Australian & New Zealand Journal of Psychiatry*, vol. 40, no. 1, pp. 51–54, 2006.
- [4] M. De Choudhury and S. De, "Mental health discourse on reddit: Self-disclosure, social support, and anonymity," in *International Conference on Web and Social Media*, 2014.
- [5] G. Gkotsis, A. Oellrich, T. Hubbard, R. Dobson, M. Liakata, S. Velupillai, and R. Dutta, "The language of mental health problems in social media," in *Proceedings of the Third Workshop on Computational Linguistics and Clinical Psychology*, 2016.
- [6] G. Gkotsis, A. Oellrich, S. Velupillai, M. Liakata, T. J. Hubbard, R. J. Dobson, and R. Dutta, "Characterisation of mental health conditions in social media using informed deep learning," *Scientific reports*, vol. 7, p. 45141, 2017.
- [7] A. Park and M. Conway, "Harnessing reddit to understand the written-communication challenges experienced by individuals with mental health disorders: Analysis of texts from mental health communities," *Journal of Medical Internet Research*, vol. 20, no. 4, 2018.
- [8] B. Silveira Fraga, A. P. Couto da Silva, and F. Murai, "Online social networks in health care: A study of mental disorders on reddit," in *2018 IEEE/WIC/ACM International Conference on Web Intelligence (WI)*, pp. 568–573, Dec 2018.
- [9] R. Thorstad and P. Wolff, "Predicting future mental illness from social media: A big-data approach," *Behavior Research Methods*, vol. 51, no. 4, pp. 1586–1600, 2019.
- [10] T. Althoff, K. Clark, and J. Leskovec, "Large-scale analysis of counseling conversations: An application of natural language processing to mental health," *Transactions of the Association for Computational Linguistics*, vol. 4, p. 463, 2016.
- [11] G. Coppersmith, R. Leary, P. Crutchley, and A. Fine, "Natural language processing of social media as screening for suicide risk," *Biomedical informatics insights*, vol. 10, p. 1178222618792860, 2018.
- [12] J. H. Shen and F. Rudzicz, "Detecting anxiety through reddit," in *Proceedings of the Fourth Workshop on Computational Linguistics and Clinical Psychology—From Linguistic Signal to Clinical Reality*, pp. 58–65, 2017.

- [13] N. F. A. Yusof, C. Lin, and F. Guerin, "Assessing the effectiveness of affective lexicons for depression classification," in *International Conference on Applications of Natural Language to Information Systems*, pp. 65–69, Springer, 2018.
- [14] A. Wongkoblap, M. A. Vadillo, and V. Curcin, "A multilevel predictive model for detecting social network users with depression," in *2018 IEEE International Conference on Healthcare Informatics (ICHI)*, pp. 130–135, June 2018.
- [15] J. Murrieta, C. C. Frye, L. Sun, L. G. Ly, C. S. Cochancela, and E. V. Eikey, "# depression: Findings from a literature review of 10 years of social media and depression research," in *International Conference on Information*, pp. 47–56, Springer, 2018.
- [16] K. S. Lee, H. Lee, W. Myung, G.-Y. Song, K. Lee, H. Kim, B. J. Carroll, and D. K. Kim, "Advanced daily prediction model for national suicide numbers with social media data," *Psychiatry investigation*, vol. 15, no. 4, p. 344, 2018.
- [17] X. Chen, M. D. Sykora, T. W. Jackson, and S. Elayan, "What about mood swings: Identifying depression on twitter with temporal measures of emotions," in *Companion Proceedings of the The Web Conference 2018*, WWW '18, (Republic and Canton of Geneva, Switzerland), pp. 1653–1660, International World Wide Web Conferences Steering Committee, 2018.
- [18] A. Leis, F. Ronzano, M. A. Mayer, L. I. Furlong, and F. Sanz, "Detecting signs of depression in tweets in spanish: Behavioral and linguistic analysis," *J Med Internet Res*, vol. 21, p. e14199, Jun 2019.
- [19] J. Wolohan, M. Hiraga, A. Mukherjee, Z. A. Sayyed, and M. Millard, "Detecting linguistic traces of depression in topic-restricted text: Attending to self-stigmatized depression with NLP," in *Proceedings of the First International Workshop on Language Cognition and Computational Models*, (Santa Fe, New Mexico, USA), pp. 11–21, Association for Computational Linguistics, Aug. 2018.
- [20] A. Wongkoblap, M. A. Vadillo, and V. Curcin, "Modeling depression symptoms from social network data through multiple instance learning," *AMIA Summits on Translational Science Proceedings*, vol. 2019, p. 44, 2019.
- [21] D. Gruda and S. Hasan, "Feeling anxious? perceiving anxiety in tweets using machine learning," *Computers in Human Behavior*, vol. 98, pp. 245–255, 2019.
- [22] P. K. Sahota and P. L. Sankar, "Bipolar disorder, genetic risk, and reproductive decision-making: A qualitative study of social media discussion boards," *Qualitative health research*, p. 1049732319867670, 2019.
- [23] T. Baba, K. Baba, and D. Ikeda, "Detecting mental health illness using short comments," in *International Conference on Advanced Information Networking and Applications*, pp. 265–271, Springer, 2019.
- [24] A. Yates, A. Cohan, and N. Goharian, "Depression and self-harm risk assessment in online forums," *arXiv preprint arXiv:1709.01848*, 2017.
- [25] C. J. Hutto and E. Gilbert, "Vader: A parsimonious rule-based model for sentiment analysis of social media text," in *Eighth international AAAI conference on weblogs and social media*, 2014.