

SEPTEMBER 2022

Detecting a target with quantum entanglement

Giacomo Sorelli^{1,2,3}, Nicolas Treps¹, Frédéric Grosshans², and Fabrice Boust³

¹ Laboratoire Kastler Brossel, Sorbonne Université, ENS-Université PSL, Collège de France, CNRS; 4 place Jussieu, F-75252 Paris, France

² Sorbonne Université, CNRS, LIP6, 4 place Jussieu, F-75005 Paris, France

³ DEMR, ONERA, Université Paris Saclay, F-91123, Palaiseau, France

Abstract

In the last decade a lot of research activity focused on the use of quantum entanglement as a resource for remote target detection, i.e. on the design of a quantum radar. The literature on this subject uses tools of quantum optics and quantum information theory, and therefore often results obscure to radar scientists. This review has been written with purpose of removing this obscurity. As such, it contains a review of the main advances in the quantum radar literature together accompanied by a thorough introduction of the quantum optics background necessary for its understanding.

CONTENTS

1.	INTRODUCTION	2
2.	A HISTORICAL OVERVIEW	2
3.	PRELIMINARIES	4
3.1.	Quantum optics crash course	4
3.1.1.	<i>Quantization of the electromagnetic field</i>	4
3.1.2.	<i>Phase space distribution and Gaussian states</i>	6
3.2.	Discriminating quantum states and probability distributions	11
3.2.1.	<i>Bayesian approach: the Chernoff bounds</i>	12
3.2.2.	<i>Neyman-Pearson approach: the receiving operating characteristic</i>	15
4.	QUANTUM ILLUMINATION THEORY	17
4.1.	Gaussian quantum illumination	17
4.2.	Practical receivers for quantum illumination	19
4.3.	The ultimate receiver: the feed-forward sum-frequency-generation (FF-SFG) receiver.	22
4.4.	Performances: ROC for quantum illumination	23
4.5.	Criticalities and limitations	25
5.	EXPERIMENTS ON QUANTUM ILLUMINATION	26
6.	CONCLUSION	27

1. INTRODUCTION

The idea that by interacting with a quantum system an observer could obtain information about another system completely separated from the first one was first presented by Einstein, Podolsky and Rosen (EPR) in their seminal paper in 1935 [1]. Later that year, Schrödinger called this phenomenon entanglement, and said about it that it is not “*one* but rather *the* the characteristic trait of quantum mechanics” [2, 3]. Nowadays, almost hundred years later, entanglement is not only considered a fundamental aspect of quantum theory, but also a precious resource for several quantum information protocols such as quantum computing, quantum communication and quantum metrology.

Recently, a whole lot of research activities focused on the use of entangled radiation in target detection, leading to the study of quantum lidars and radars. The aim of this review is to introduce these recent advances in the theory of target detection using quantum radiation to readers with no background in quantum optics, with a particular focus on their applicability in realistic scenarios.

To achieve this goal, we will start from an historical overview to give the reader an idea about how this subject appeared and developed during the last decade in the realm of quantum information. Then, before jumping into a quite detailed description of the quantum target-detection protocol, also known as quantum illumination, we will introduce some preliminary concepts: We will first present some basics of quantum optics. Afterwards, we will discuss how to decide between two hypotheses (target present/target absent) by distinguishing different probability distributions (a subject that should be familiar to radar scientists) and adapt these concepts to the problem of discriminating different quantum states.

After having set this background, we will discuss the performances of quantum illumination and point out under which conditions one can obtain a quantum advantage. We will also point out the main practical limitations of these protocols, most of which already reported in [4, 5]. In particular, we will see that a quantum advantage is possible only when extremely low signal powers are employed, and therefore quantum illumination is of very little use for remote target detection.

We will conclude this review by giving a quick overview of the state of the art quantum radar experiments and by pointing out why the latter are very far, from the already not so promising theoretical limit.

2. A HISTORICAL OVERVIEW

The history of quantum illumination started in 2008, following two lines of research. The works [6, 7] considered the radar problem from a quantum interferometry perspective. However, these works consider highly idealized scenarios, and neglecting the influence of thermal background. Since this review is focused on the practicality of quantum radars, we will not further discuss this approach, and focus on the other approach pioneered by Seth Lloyd the same year [8], when he studied how to use quantum light to detect a weakly reflecting target embedded in thermal background [8]. In his work, Lloyd compared a protocol using single photons with an entanglement-based protocol and showed that entanglement could dramatically reduce the probability of making a wrong decision about the presence of the target. These results were welcomed with excitement from

SEPTEMBER 2022

the quantum optics community because they seemed to suggest that entanglement could revolutionize current radar technology.

Although both protocols proposed by Lloyd are actually quantum they perform worse than a detection scheme using coherent states [9], that as we will explain in Sec. 3.1.2 can be considered the quantum mechanical description of a traditional radar. Fortunately, Tan et al. [10] had already proposed a more sophisticated quantum-illumination protocol that, in a very specific regime, can provide a quantum advantage. This review aims at presenting this protocol, its consequences and limitations.

In their works on quantum illumination Lloyd [8] and Tan et al. [10] consider the problem of discriminating between two hypotheses: target present and target absent (see section 3.2). In this setting, by using tools from quantum information theory (see section 3.2.1), these authors determined the lowest probability of choosing the wrong hypothesis. In particular, Tan et al. [10] proved that the lowest error probability achievable with entangled radiation is given by

$$\frac{1}{2}P_e^{QI} \approx e^{-M\kappa N_s/N_B}, \quad (1)$$

where M is the number copies of the quantum state used to probe the target, κ is the target reflectivity, and N_s and N_B are the number of photons in the signal beam and the thermal background, respectively. In the case of classical illumination one has instead

$$\frac{1}{2}P_e^{CS} e^{-M\kappa N_s/4N_B}/2 \quad (2)$$

Therefore, the minimal error probability achievable in the quantum case is 6 dB smaller than the one obtainable in the classical case. However, at the time of this work, December 2008, no explicit detection scheme able to achieve this lower bound was known.

The first receivers able to obtain a quantum advantage in a quantum illumination scheme were proposed in November 2009 by Guha and Erkmen [11]. On the one hand, these two receivers have the advantage of being implementable with current technology; on the other hand they do not achieve the ultimate limit allowed by quantum mechanics as discussed by Tan et al., but they only provide a 3 dB advantage. A receiver able to achieve this ultimate bound has been found in 2017 only by Zhuang, Zhang and Shapiro [12]. Such a receiver is extremely complicated and far beyond the capability of state of the art experiments. However, knowing its blueprint has great theoretical relevance since it allows to determine the receiving operating characteristic (ROC), namely the probability of target detection as a function of the false alarm probability (see section 3.2.2).

The attention of the radar community was caught in 2015 when the first theoretical proposal for performing quantum illumination with microwaves [13] appeared. This work suggested to generate entangled microwaves by converting optical photons into microwave ones by means of an optomechanical device. This first idea had the merit to open quantum illumination research to microwaves, which are more suitable for target detection, but it has never been used in experimental implementations. However, the same work also suggested to use more practical superconducting devices, such as the Josephson parametric amplifiers (JPA). Such devices have been indeed used in several experiments thereafter [14–17].

Regarding the experimental implementations, it is worth mentioning that the only work demonstrating the quantum advantage of the Tan et al. protocol [10] with the Guha-Erkmen receiver was performed at optical frequencies in 2015 [18]. Several experiments in the microwave regime have been reported in the last few years [14–17]. However, in the attempt to work around some technical difficulties, all these experiments modified

the quantum illumination protocol ended up in regimes where it can be proved that quantum entanglement does not provide any quantum advantage [5].

3. PRELIMINARIES

In this section, we provide the background knowledge needed to understand quantum illumination. More specifically, we deal with two important subjects: the quantum mechanical description of the electromagnetic field and the problem of discriminating between two different quantum states.

3.1. Quantum optics crash course

This section is particularly intended for radar scientists with familiarity with classical electromagnetic theory, but no background in quantum optics. We will start by considering the standard procedure to quantize the electromagnetic field [19, 20]. We will then introduce those quantum states that are used to describe classical radiation and thermal noise in quantum optics. Finally, the concept of entanglement, and the particular entangled state used in quantum illumination will be presented. Readers familiar with quantum optics can safely skip to Sec. 3.2.

3.1.1. Quantization of the electromagnetic field

Let us start by defining a set of *modes of the electromagnetic field* [21] $\{\mathbf{f}_i(\mathbf{r}, t)\}$ as solutions of the wave equation

$$\left(\nabla^2 - \frac{1}{c^2} \frac{\partial^2}{\partial t^2}\right) \mathbf{f}_i(\mathbf{r}, t) = 0, \quad (1)$$

satisfying the transversality and orthonormality conditions

$$\nabla \cdot \mathbf{f}_i(\mathbf{r}, t) = 0, \quad (2a)$$

$$\frac{1}{V} \int \mathbf{f}_i^*(\mathbf{r}, t) \mathbf{f}_j(\mathbf{r}, t) d^3\mathbf{r} = \delta_{i,j}, \quad (2b)$$

where $*$ denotes complex conjugation, $\delta_{i,j}$ is the Kronecker delta function, and V is an arbitrarily large volume containing the full physical system under consideration. Given an arbitrary orthonormal mode basis $\{\mathbf{f}_i(\mathbf{r}, t)\}$, any solution of Maxwell's equations $\mathbf{E}(\mathbf{r}, t)$ can be expressed as

$$\mathbf{E}(\mathbf{r}, t) = \sum_{i=1}^N \left(\frac{\hbar}{2\epsilon_0 V \omega_i} \right) (a_i \mathbf{f}_i(\mathbf{r}, t) + a_i^* \mathbf{f}_i^*(\mathbf{r}, t)), \quad (3)$$

with ω_i the frequency associated with the mode \mathbf{f}_i and $a_i = q_i + ip_i$ complex numbers, whose real and imaginary parts, q_i and p_i , are known as *fields quadratures*.¹

¹In this review, we will use the typical notation of the quantum optics literature $a_i = q_i + ip_i$. However, we invite our readers more familiar with microwaves, where the notation $a_i = I_i + iQ_i$, is normally used to be aware of the change of meaning of the letter "q".

SEPTEMBER 2022

We can now quantize the field $\mathbf{E}(\mathbf{r}, t)$ by replacing the coefficients in Eq. (3) with operators according to

$$a_i \rightarrow \hat{a}_i, \quad (4a)$$

$$a_i^* \rightarrow \hat{a}_i^\dagger, \quad (4b)$$

where the † denotes Hermitian conjugation. The operators \hat{a}_i^\dagger and \hat{a}_i are known as *creation* and *annihilation* operators and take their names from their action on *photon-number states*. In fact, if we denote with $|n_i\rangle_i$ the quantum state of the electromagnetic field containing n_i photons whose spatial and temporal profile is defined by the mode $\mathbf{f}_i(\mathbf{r}, t)$, the action of the annihilation (creation) operator on such a state is to remove (add) a photon:

$$\hat{a}_i |n_i\rangle_i = \sqrt{n_i} |n_i - 1\rangle_i, \quad (5a)$$

$$\hat{a}_i^\dagger |n_i\rangle_i = \sqrt{n_i + 1} |n_i + 1\rangle_i. \quad (5b)$$

It follows directly from Eqs. (5) that $\hat{a}_i^\dagger \hat{a}_i |n_i\rangle_i = n_i |n_i\rangle_i$. As a consequence, we define $\hat{n}_i = \hat{a}_i^\dagger \hat{a}_i$, and we call it the *photon number operator*. Moreover, creation and annihilation operators obeys the following commutation relations

$$[\hat{a}_i, \hat{a}_j^\dagger] = \hat{a}_i \hat{a}_j^\dagger - \hat{a}_j^\dagger \hat{a}_i = \delta_{i,j}. \quad (6)$$

Given the above definitions, we can write the quantum mechanical operator describing the electromagnetic field as

$$\hat{\mathbf{E}}(\mathbf{r}, t) = \sum_{i=1}^N \left(\hat{a}_i \mathbf{f}_i(\mathbf{r}, t) + \hat{a}_i^\dagger \mathbf{f}_i^*(\mathbf{r}, t) \right). \quad (7)$$

Eq. (7) is the conceptual core of *quantum optics*, where the *quantum* part comes from the creation and annihilation operators, their action on photon-number states (5), and their commutation relation (6). On the other hand, the *optics* part stems from the mode functions $\mathbf{f}_i(\mathbf{r}, t)$, that are solutions of the wave equation (1), and therefore they evolve and propagate as classical electromagnetic waves.

After having defined the quantum-mechanical electromagnetic field operator, we now introduce the formalism to describe quantum states of light. Let us start with the *vacuum state* $|0\rangle$, namely the state of the electromagnetic field containing no photons. When no photons are present, no photon can be removed ($\hat{a}_i |0\rangle = 0$). On the contrary, photons can be added to the vacuum, and we can obtain the states $|n_i\rangle_i$ by applying n_i times Eq. (5b): $|n_i\rangle = (\hat{a}_i^\dagger)^{n_i} |0\rangle / (n_i!)$. The most general *pure* state of the total field is then given by a linear superposition of products of photon-number states of the individual modes [19],

$$|\Psi\rangle = \sum_{n_1} \cdots \sum_{n_m} \cdots C_{n_1 \dots n_m} |n_1\rangle_1 \otimes \cdots \otimes |n_m\rangle_m \otimes \cdots. \quad (8)$$

In the linear superposition in Eq. (8), the phase relation between the different multi-mode photon-number states $|\Psi\rangle$ are perfectly defined by the complex coefficients $C_{n_1 \dots n_m} \dots$. However, knowing these phase relations is not always possible in quantum optics, and sometimes the only thing we can specify are a set of probabilities for the field to be found in certain states. When this the case, the state of the field cannot be written as a *pure state*, i.e. it is not given by Eq. (8), and we refer to it as a *statistical mixture* or simply as a *mixed state*. A mixed state can be expressed as a *density operator* [19]

$$\rho = \sum_i P_i |\psi_i\rangle \langle \psi_i|, \quad (9)$$

where P_i represents the probability for the field to be found in the pure state $|\psi_i\rangle$. Accordingly, we have $0 \leq P_i \leq 1$ and $\sum_i P_i = 1$. The mean value of a quantum mechanical operator \hat{O} can then be expressed as

$$\langle \hat{O} \rangle = \text{tr}(\hat{O}\rho) = \sum_i P_i \langle \psi_i | \hat{O} | \psi_i \rangle, \quad (10)$$

where tr denotes the trace operation. Eq. (10) can be understood as the sum of the expectation values $\langle \psi_i | \hat{O} | \psi_i \rangle$ of the operator \hat{O} for the states $|\psi_i\rangle$ weighted with the probabilities of these states to appear in the statistical mixture ρ .

Let us conclude by pointing out that a pure state is a special mixed state for which a particular probability $P_i = 1$, while all others vanish, i.e. $\rho = |\psi\rangle \langle \psi|$. Therefore, when dealing with general expressions valid both for mixed and pure states, especially when dealing with mean values (see Eq. (10)), it is often convenient to use the density matrix formalism.

3.1.2. Phase space distribution and Gaussian states

In this section, we will discuss the properties of the particular quantum states of light which are relevant for quantum illuminations. All these states fall in the class of the so called *Gaussian states*, namely quantum states which are fully characterized by the second-order moments of the quadrature operators [22]. Those states are better understood in terms of their *Wigner function*, which we will introduce in the following.

Wigner function

Let us consider a physical system consisting of N electromagnetic modes, we can arrange the corresponding quadrature operators² in the operators vector

$$\hat{\mathbf{x}} = (\hat{q}_1, \hat{p}_1, \dots, \hat{q}_N, \hat{p}_N), \quad (11)$$

and define the operator

$$D(\boldsymbol{\xi}) = \exp(i\hat{\mathbf{x}}^T \boldsymbol{\Omega} \boldsymbol{\xi}), \quad (12)$$

where T denotes the transpose, $\boldsymbol{\xi} \in \mathbb{R}^{2N}$, and

$$\boldsymbol{\Omega} = \bigoplus_{i=1}^N \boldsymbol{\omega} = \begin{pmatrix} \boldsymbol{\omega} & & \\ & \ddots & \\ & & \boldsymbol{\omega} \end{pmatrix}, \quad \text{with } \boldsymbol{\omega} = \begin{pmatrix} 0 & 1 \\ -1 & 0 \end{pmatrix}, \quad (13)$$

is $2N \times 2N$ matrix known as the symplectic form. The density operator ρ of an arbitrary quantum state is then equivalent to the characteristic function [22]

$$\chi(\boldsymbol{\xi}) = \text{tr}[\rho D(\boldsymbol{\xi})], \quad (14)$$

and to its Fourier transform

$$W(\mathbf{x}) = \int_{\mathbb{R}^{2N}} \frac{d^{2N}\boldsymbol{\xi}}{(2\pi)^{2N}} \exp(-i\mathbf{x}^T \boldsymbol{\Omega} \boldsymbol{\xi}) \chi(\boldsymbol{\xi}), \quad (15)$$

²The quadrature operators are defined, in analogy with the classical quadratures (see discussion below Eq. (3)) as the real and imaginary parts of the annihilation operators.

SEPTEMBER 2022

which is a normalized, but generally non-positive, *quasi-probability* distribution known as the *Wigner function* [22]. The continuous variables \mathbf{x} are the eigenvalues of the quadrature operators, and they span a real $2N$ –dimensional space known as *phase space*.³ Even though, the Wigner function itself is a quasi-probability distribution, its *marginals* are proper probability measures. For example, the probability distribution of the $\mathbf{q} = (x_1, x_3, \dots, x_{2N-1})$ quadratures can be obtained from the Wigner function by integrating over all the $\mathbf{p} = (x_2, x_4, \dots, x_{2N})$ quadratures

$$P(\mathbf{q}) = \int W(\mathbf{x}) \left(\prod_{n=1}^N dx_{2n} \right). \quad (16)$$

A Wigner function can be characterized by the statistical moments of the corresponding quantum state. In particular, the first two moments are the *mean vector*

$$\bar{\mathbf{x}} = \langle \mathbf{x} \rangle = \text{tr}(\rho \mathbf{x}), \quad (17)$$

and the *covariance matrix* \mathbf{V} , whose elements are defined as

$$V_{i,j} = \frac{1}{2} \langle \{ \Delta \hat{x}_i, \Delta \hat{x}_j \} \rangle, \quad (18)$$

where the curly brackets denote the anti-commutator, and $\Delta \hat{x}_i = \hat{x}_i - \langle \hat{x}_i \rangle$. The diagonal elements of this matrix represent the covariances of the quadrature operators $V_{ii} = V(\hat{x}_i) = \langle (\Delta \hat{x}_i)^2 \rangle = \langle \hat{x}_i^2 \rangle - \langle \hat{x}_i \rangle^2$, while the off-diagonal elements quantify the correlations between the different modes.

The fact that creation and annihilation operators do not commute [see Eq. (6)] implies the following *uncertainty relation* [22]

$$\mathbf{V} + i\Omega \geq 0, \quad (19)$$

which must be interpreted in the matrix sense, meaning that all eigenvalues of the matrix $\mathbf{V} + i\Omega$ are larger than zero. In particular, Eq. (19) tells us that

$$V(\hat{q}_i)V(\hat{p}_i) \geq 1, \quad (20)$$

which is the quantum optical analogue of the famous Heisenberg uncertainty principle between position and momentum in standard quantum mechanics [24], and tells us that we cannot measure both quadratures q_i and p_i at the same time with arbitrary precision.

A very important family of quantum states, which comprehend all states that we will consider in this manuscript, is the one of *Gaussian states* [22]. These states are fully determined by their mean vector and their covariance matrix, and their Wigner function is given by the Gaussian function

$$W(\mathbf{x}) = \frac{\exp \left[-(\mathbf{x} - \bar{\mathbf{x}})^T \mathbf{V}^{-1} (\mathbf{x} - \bar{\mathbf{x}}) / 2 \right]}{(2\pi)^N \sqrt{\det \mathbf{V}}}, \quad (21)$$

where \det denotes the determinant.

³To be more precise the phase space is the symplectic space formed by \mathbb{R}^{2N} equipped with the symplectic form Ω [22]. Such a mathematical subtlety has several relevant consequences in quantum optics, and some of them play quite an important role also in quantum illumination. However, for the sake of simplicity, in this review we will avoid to refer explicitly to these rather involved mathematical details, but we will refer the interested readers to the relevant literature [23].

The formalism described above is fairly general and allows us to describe arbitrary multi-mode quantum states of light. In the following, we will use it to introduce some single-mode and two-mode quantum states which are relevant for quantum illumination.

Coherent states a.k.a. quasi classical states

Let us consider now consider the so called *coherent states* $|\alpha\rangle$. These are single-mode states defined as the eigenstates of the creation operator [19]

$$\hat{a} |\alpha\rangle = \alpha |\alpha\rangle, \quad (22)$$

with $\alpha = |\alpha| \exp(i\varphi)$ a complex number. It is not difficult to prove that equation (22) is solved by the state [19]

$$|\alpha\rangle = \exp\left(-|\alpha|^2/2\right) \sum_{n=0}^{\infty} \frac{\alpha^n}{\sqrt{n!}} |n\rangle, \quad (23)$$

and that their Wigner function takes the Gaussian form in Eq. (21) [22] with mean vector

$$\bar{\mathbf{x}} = (q, p) = (\alpha + \alpha^*, \alpha - \alpha^*)/2 = (|\alpha| \cos \varphi, |\alpha| \sin \varphi) \quad (24)$$

and covariance matrix $\mathbf{V} = \mathbb{1}_2$, with $\mathbb{1}_2$ the 2×2 identity matrix.

A coherent state is thus a superposition of infinitely many photon-number states with a mean photon number determined by the parameter α according to

$$\langle \hat{n} \rangle = \langle \alpha | \hat{a}^\dagger \hat{a} | \alpha \rangle = |\alpha|^2. \quad (25)$$

In particular, by setting $\alpha = 0$ in Eq. (23), we obtain the vacuum state $|0\rangle$. Therefore, every coherent states has the same covariance matrix as the vacuum. Moreover, this particular form of the covariance matrix \mathbf{V} saturates the uncertainty relation (20) [22]. As a consequence, coherent states allow for the best precision in simultaneous measurements of the q and p quadratures. The Wigner distribution of the vacuum and the one of a coherent state with non-zero photon number are compared in Fig. 1.

Coherent states are the quantum states that most closely resemble a classical electromagnetic field. In fact, it is easy to show that the mean value of the electromagnetic field operator (7) for a coherent state is given by

$$\langle \mathbf{E}(\mathbf{r}, t) \rangle = \langle \alpha | \hat{\mathbf{E}}(\mathbf{r}, t) | \alpha \rangle = \sqrt{\hbar\omega/2\epsilon_0 V} (\alpha f(\mathbf{r}, t) + \alpha^* f^*(\mathbf{r}, t)), \quad (26)$$

where we have used Eq. (22), and the fact that the state is single mode.

If we consider the particular case of a plane wave $f(\mathbf{r}, t) = \exp[-i(\mathbf{k} \cdot \mathbf{r} - \omega t)]$, we obtain

$$\langle \mathbf{E}(\mathbf{r}, t) \rangle = \sqrt{\hbar\omega/2\epsilon_0 V} |\alpha| \cos(\mathbf{k} \cdot \mathbf{r} - \omega t - \varphi). \quad (27)$$

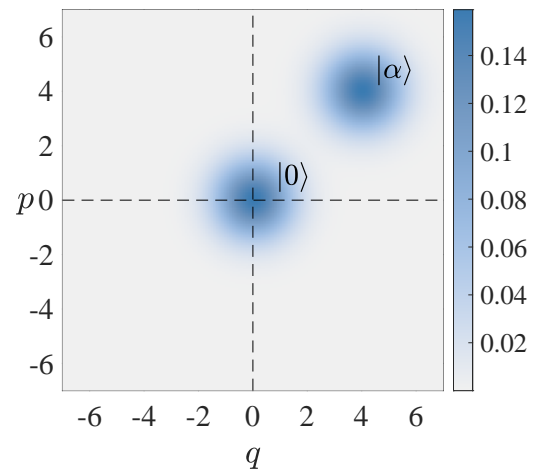


Figure 1 –: Wigner distributions of the vacuum state $|0\rangle$ and a coherent state $|\alpha\rangle$ with $\alpha = 4 + 4i$.

SEPTEMBER 2022

Let us recall that the mean energy of a quantum state of light is given by $\hbar\omega\langle\hat{n}\rangle$. Therefore, by using Eq. (25), we see that Eq. (27) is exactly what we would expect for a classical electromagnetic signal: a cosine wave with amplitude proportional to square root of the energy carried by the wave.

To convince oneself that this is a peculiarity of coherent states, the reader should notice that for photon number states $|n\rangle$, $\langle n|\hat{\mathbf{E}}(\mathbf{r}, t)|n\rangle = 0$, for every value of n . Therefore, in our discussion of quantum illumination, we will refer to coherent states every time we want to compare with classical light.

Thermal states a.k.a. the noise

Let us now discuss another important class of single-mode Gaussian states, namely the quantum state of the black body radiation which is often associated with thermal noise. Such a state is a statistical mixture of photon number states [20]

$$\rho_T = \sum_{n=1}^{\infty} \frac{N_T^n}{(N_T + 1)^{n+1}} |n\rangle \langle n|, \quad (28)$$

with $N_T = \text{tr}(\hat{n}\rho)$ the mean photon number. The mean photon number for a mode with frequency ω , at a given temperature T is determined by Bose-Einstein distribution [20]

$$N_T = \frac{1}{\exp[\hbar\omega/(k_B T)] - 1}, \quad (29)$$

where \hbar is the reduced Plank constant and, k_B is the Boltzmann constant.

Thermal states (28) are Gaussian states with a Wigner function of form (21) [22] with mean vector $\bar{\mathbf{x}} = (0, 0)$ and covariance matrix $\mathbf{V} = (2N_T + 1)\mathbb{1}_2$. Therefore, as illustrated in Fig. 2, their phase space representation is always centred at the origin and have a width which is determined by the mean photon number N_T . Accordingly, the Gaussian quasi-probability distribution associated with a thermal state with $N_T > 0$ is broader than the one of a coherent state.

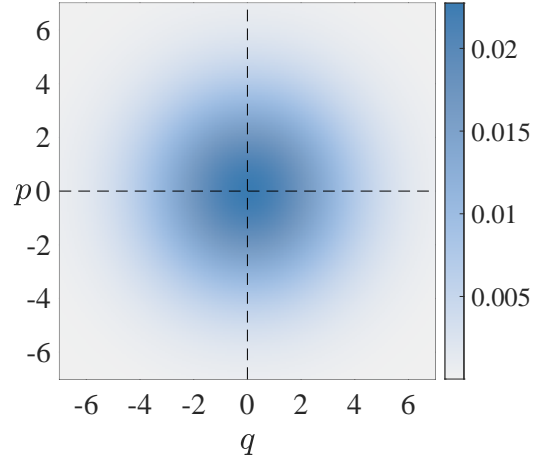


Figure 2 –: Wigner distributions of a thermal state ρ_T with mean photon number $N_T = 3$.

Simply looking at Eq. (29) one can notice a striking difference between the intensity of noise backgrounds at optical and microwave frequencies, that will be relevant in our discussion about quantum radar. In fact, for optical frequencies at room temperature N_T is negligible, on the contrary for microwave frequencies N_T is significantly larger than one.⁴ In the following, we will use thermal states (28) to describe the noise background in quantum illumination.

Two-mode squeezed vacuum a.k.a. twin beams

Let us now consider a quantum state involving two modes of the electromagnetic field defined by the annihilation operators \hat{a}_1 and \hat{a}_2 . A pure quantum state of a two mode field is called *separable* if it can be written

⁴An estimate of the noise background based only on Eq. (29) is actually very rough, especially at optical frequency. However, a more accurate calculation taking in account parameters other than temperature, as for example the Sun irradiance, would lead to $N_T \approx 10^{-6}$ at THz frequencies and $N_T \approx 10^3$ at 100 MHz, which do not change the substance of the above statement.

as a product of a state of mode a_1 and a state of mode a_2 : $|\Psi\rangle = |\psi\rangle_1 |\phi\rangle_2$ [20]. A quantum state that cannot be written in this form is called *entangled* [20]. A two-mode entangled state that is particularly relevant for quantum illumination is the *two-mode squeezed vacuum*:

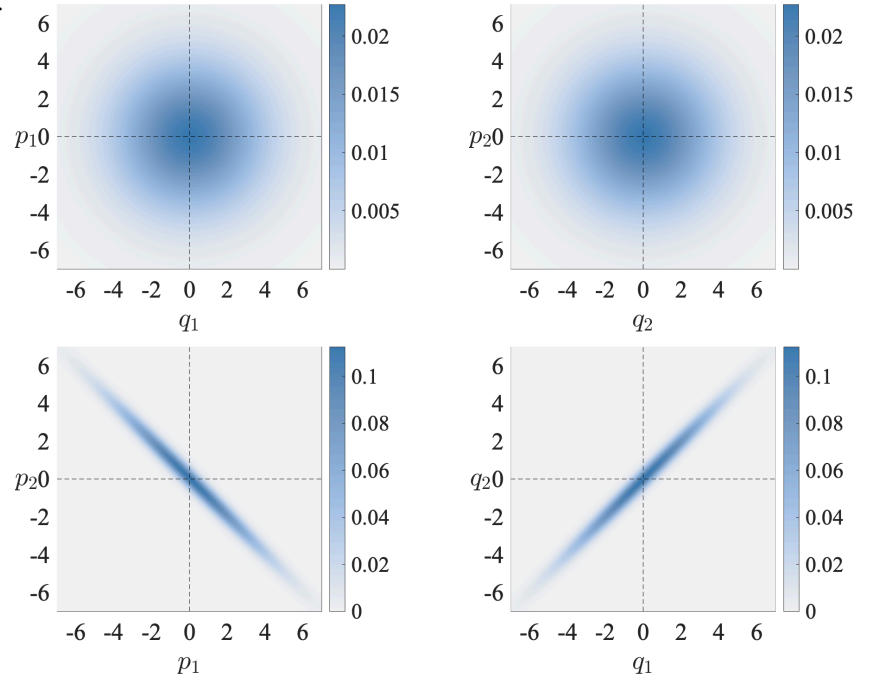
$$|\xi\rangle = \sum_{n=1}^{\infty} \sqrt{\frac{N_s^n}{(N_s + 1)^{n+1}}} |n\rangle_1 |n\rangle_2, \quad (30)$$

where N_s is the mean photon number in the two modes, i.e $\langle \hat{n}_1 \rangle = \langle \hat{n}_2 \rangle = N_s$. The state (30) is also a Gaussian state [22] with mean vector $\bar{\mathbf{x}} = (0, 0, 0, 0)$ and covariance matrix

$$\mathbf{V} = \begin{pmatrix} S & 0 & C_q & 0 \\ 0 & S & 0 & -C_q \\ C_q & 0 & S & 0 \\ 0 & -C_q & 0 & S \end{pmatrix}, \quad (31)$$

where $S = 2N_s + 1$ represents the variances of the quadratures of the two modes, while $C_q = 2\sqrt{N_s(N_s + 1)}$ indicates the correlations between the two modes.

Figure 3: Marginals of the Wigner function of a two-mode squeezed vacuum state with mean photon number $N_s = 3$. The top row shows the correlations of the q and p quadratures of the two modes. The bottom row shows the correlation between the two modes.



In Fig. 3, we plotted the marginals of the two-mode squeezed vacuum Wigner functions. In the two top panels, we see that the probability distributions for the quadratures of a single modes are identical to those of a thermal state (see Fig. 2), and therefore reveal no correlation. On the other hand, in the bottom row, we see that the probability distributions $P(p_1, p_2)$ and $P(q_1, q_2)$ are strongly *squeezed* along a specific direction, and reveal strong correlations between the modes. The name two-mode squeezed vacuum stems from these correlations.

Let us now make a few comments on the covariance matrices of two-mode Gaussian states. In particular, in

SEPTEMBER 2022

quantum illumination, we will always deal with matrices of the form

$$\mathbf{V} = \begin{pmatrix} A & 0 & C & 0 \\ 0 & A & 0 & -C \\ C & 0 & B & 0 \\ 0 & -C & 0 & B \end{pmatrix}, \quad (32)$$

of which (31) is a particular case. We have seen above that the correlations between the modes are encoded in the off-diagonal elements of the covariance matrix. Therefore, it is reasonable to expect that exists a criterion that tells us if a Gaussian state is entangled or not by comparing the off-diagonal terms of the covariance matrix with the diagonal ones. For a covariance matrix in the form (32), such an entanglement criterion reads [25, 26]

$$C > \sqrt{1 - A - B + AB}. \quad (33)$$

In particular, in the case $A = B = S$, we have $C > C_c = 2N_s$, where C_c represents the largest value of the correlations C that can be obtained by classical means, i.e. without entanglement. From the expressions for C_q and C_c , we see that the two-mode squeezed vacuum is always entangled, but also that the correlation-enhancement enabled by entanglement ($C_q > C_c$) becomes less and less important as we increase the number of signal photons N_s . We will see that this fact plays a fundamental role in understanding the quantum advantage in quantum illumination. It is worth mentioning that also the uncertainty principle (19) imposes a bound on the off diagonal terms of the covariance matrix (32), which in the case of $A = B = S$ reduces to $C \leq \sqrt{S^2 - 1}$. Which means that for a fixed value of S , i.e. a fixed number of photons N_s in the signal, the two-mode squeezed vacuum achieves the largest possible values of the correlations C .

Let us conclude this section by saying that the two-mode squeezed vacuum is the entangled state which is most commonly generated in physics laboratories. It is normally produced using a non-linear process called spontaneous parametric down conversion (SPDC) in which a pump beam with frequency ω_P and wave vector k_P is converted in correlated pairs of photons *signal* and *idler* modes characterized by the frequencies $\omega_{S/I}$ and the wave vectors $k_{S/I}$ (see Fig. 4) [20]. For such a process to happen it is necessary to respect at the same time energy and momentum conservation. The latter is often referred to in this context as *phase matching condition*. SPDC can be observed at optical frequencies in non-linear crystals, also known as optical parametric amplifiers (OPA) [20], as well as at microwave frequencies, where the analogue of an OPA is superconducting circuit known as Josephson parametric amplifier (JPA) [27].

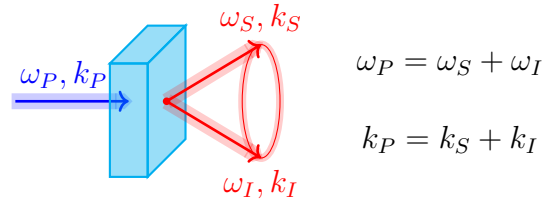


Figure 4 –: Pictorial representation of the non-linear process used to generate entangled photon pairs.

3.2. Discriminating quantum states and probability distributions

Let us now consider the problem of deciding between two hypotheses H_0 and H_1 based on some prior knowledge of the conditional probability densities $p_0(\mathbf{R})$ and $p_1(\mathbf{R})$ for the random variable \mathbf{R} when one of the two hypothesis is true. The problem of deciding between one of the two hypothesis is therefore equivalent to

sample from two different probability distributions and to discriminate them from the sampling results. In the following, we will discuss the case when $p_0(\mathbf{R})$ and $p_1(\mathbf{R})$ are classical probability densities, as well as the one when they originate from the quantum states ρ_0 and ρ_1 corresponding to the two hypothesis.

Let us assume that \mathbf{R} spans a real space Z which we call the *decision space*. To decide between the two hypothesis, let us divide the decision space Z into two regions Z_0 and Z_1 . When $\mathbf{R} \in Z_0$ we decide that H_0 is true, and when $\mathbf{R} \in Z_1$, we decide otherwise. How one constructs the regions Z_0 and Z_1 in order to minimize the error in choosing which hypothesis is true defines a *decision strategy* [28]. To better define a decision strategy, let us examine the four possible outcomes of a binary hypothesis test

1. decide that H_0 is true, when H_0 is true,
2. decide that H_1 is true, when H_0 is true,
3. decide that H_1 is true, when H_1 is true,
4. decide that H_0 is true, when H_1 is true,

where cases 1. and 3. correspond to correct decisions, while cases 2. and 4. correspond to errors. Having in mind the radar problem, where H_0 corresponds to target absent and H_1 corresponds to target present, we will refer to case 2. as a *false alarm* error, and to case 4. as a *miss* error. Accordingly, we define the false alarm probability P_F , and the miss probability P_M associated with the errors 2. and 4. respectively [28].

Given the above definitions, we can follow two different decision strategies: either we construct Z_0 and Z_1 in order to minimize the mean error probability $P_e = w_0 P_F + w_1 P_M$, with $w_{0/1}$ the prior probabilities of $H_{0/1}$ to be true, or we fix a threshold for the false alarm probability P_F and minimize the miss probability P_M . The first of these two strategies is often referred to as the Bayesian approach, while the second one is known as the Neyman-Pearson approach [28].

In the next sections, we will describe these two decision strategies following both from a classical and a quantum point of view.

3.2.1. Bayesian approach: the Chernoff bounds

Classical version

It can be proved that an optimal test according to the Bayesian approach can be cast in the form of a likelihood test [28]

$$\Lambda(\mathbf{R}) = \frac{p_1(\mathbf{R})}{p_0(\mathbf{R})} \underset{H_0}{\overset{H_1}{\gtrless}} \gamma, \quad (34)$$

where $\Lambda(\mathbf{R})$ is known as the *likelihood ratio* and $\gamma = w_0/w_1$ is the decision threshold.⁵ It is interesting to notice that when both hypotheses are equally probable ($w_0 = w_1 = 1/2$), we have $\gamma = 1$.

⁵In expressing the probability of error, we assumed that all kinds of error come with the same cost. In a more general framework, it is possible to associate different costs to the false alarm and miss errors, and even to introduce costs for the correct decisions [28]. The values of these costs will modify the form of the decision threshold γ . However, in practice, it is very difficult to assign costs and a priori probabilities, and the Bayesian strategy is often used under the assumptions that both hypotheses are equally probable, and all errors have the same impact. A more practical way to deal with different impacts of different kinds of errors is provided by the Neyman-Pearson decision strategy that we will describe in Sec. 3.2.2.

SEPTEMBER 2022

In addition to know which test one needs to perform, it is crucial to estimate which error probability is associated with a given test. Let us therefore consider the mean error probability

$$\begin{aligned} P_e &= w_0 P_F + w_1 P_M = w_0 \int_{Z_1} p_0(\mathbf{R}) d\mathbf{R} + w_1 \int_{Z_0} p_1(\mathbf{R}) d\mathbf{R} \\ &= \int_{Z_1} p(H_0|\mathbf{R}) p(\mathbf{R}) d\mathbf{R} + \int_{Z_0} p(H_1|\mathbf{R}) p(\mathbf{R}) d\mathbf{R} \\ &= \int_Z \min [p(H_0|\mathbf{R}), p(H_1|\mathbf{R})] p(\mathbf{R}) d\mathbf{R}, \end{aligned} \quad (35)$$

where in the second line we used Bayes rule for conditional probabilities [28]

$$p(H_i|\mathbf{R}) = \frac{w_i p_i(\mathbf{R})}{p(\mathbf{R})}, \quad (36)$$

where $p_i(H_i|\mathbf{R})$ is the probability that H_i is true assuming that we measured R , and $p(\mathbf{R}) = w_0 p_0(\mathbf{R}) + w_1 p_1(\mathbf{R})$, while in the last line, we used that by definition the Bayesian decision strategy minimize the mean error probability.

We can now obtain a bound on the mean error probability by using the fact that for every pair of positive numbers a and b , $\min(a, b) \leq a^\alpha b^{1-\alpha}$, with $0 \leq \alpha \leq 1$

$$P_e \leq \min_{0 \leq \alpha \leq 1} w_0^\alpha w_1^{1-\alpha} \int p_0^\alpha(\mathbf{R}) p_1^{1-\alpha}(\mathbf{R}) d\mathbf{R}. \quad (37)$$

In the following, we will mostly focus on the case $w_0 = w_1 = 1/2$, where we can write

$$P_e \leq \frac{1}{2} e^{-M\xi_C} = \frac{1}{2} \min_{0 \leq \alpha \leq 1} \int p_0^\alpha(\mathbf{R}) p_1^{1-\alpha}(\mathbf{R}) d\mathbf{R}, \quad (38)$$

The bound on the error probability in Eq. (38) is known as the *Chernoff bound*, and it has the remarkable property of being asymptotically tight [29], i.e.

$$\xi_C = - \lim_{M \rightarrow \infty} \log P_e / M. \quad (39)$$

The minimization over α it is often not a trivial task. It is therefore useful to introduce the simpler *Battacharyya bound*,

$$P_e \leq \frac{1}{2} e^{-M\xi_C} \leq \frac{1}{2} e^{-M\xi_B} = \frac{1}{2} \int \sqrt{p_0(\mathbf{R}) p_1(\mathbf{R})} d\mathbf{R}, \quad (40)$$

which however is not exponentially tight. In our discussion of quantum illumination, we will only deal with Gaussian probability distributions for which the Chernoff and the Battacharyya bounds are often easy to calculate.

Quantum version

From the quantum mechanical point of view, we have the density operators $\rho_{0/1}$ associated with the quantum state of the system under hypotheses $H_{0/1}$, and the measurement operators $E_{0/1}$ corresponding to our decision strategy. Accordingly, as in the classical case before, we chose the regions $Z_{0/1}$ in the decision space in order to minimize the mean error probability, we will now choose the operators $E_{0/1}$ that minimize

$$P_e = w_0 \text{tr}(E_1 \rho_0) + w_1 \text{tr}(E_0 \rho_1). \quad (41)$$

To do this minimization, we use $E_0 = \mathbb{1} - E_1$ ⁶, and we rewrite Eq. (41) as

$$P_e = w_1 - \text{tr} [E_1 (w_1 \rho_1 - w_0 \rho_0)]. \quad (42)$$

If we now consider that trace of an operator is equal to the sum of its eigenvalues, we can minimize the above expression by taking E_1 such that $E_1(w_1 \rho_1 - w_0 \rho_0) = (w_1 \rho_1 - w_0 \rho_0)_+$, where we have introduced the notation A_+ for the positive part of the operator A , namely the part of A with positive eigenvalues. The latter can be expressed in term of the operator absolute value $|A| = (A^* A)^{1/2}$ as $A_+ = (|A| + A)/2$, therefore we can write

$$P_e = \frac{1 - \text{tr} |w_1 \rho_1 - w_0 \rho_0|}{2}. \quad (43)$$

We therefore have that the projector on the positive part of $w_1 \rho_1 - w_0 \rho_0$ is the quantum analogue of the classical Bayesian decision rule (34), in the sense that it achieves the minimal mean error probability given by Eq. (43), which is known as the *Helstrom bound* [30].

We will be interested in evaluating the mean error probability when we have access to M copies of the system under study, in this case the Helstrom bound take the form

$$P_e = \frac{1 - \text{tr} |w_1 \rho_1^{\otimes M} - w_0 \rho_0^{\otimes M}|}{2}, \quad (44)$$

which is however often very difficult to calculate in practice. Luckily, quantum versions of the Chernoff and Battacharyya bounds exists, and their explicit forms bear a striking resemblance with their classical analogues [31, 32]

$$P_e \leq \frac{1}{2} e^{-M \xi_{QC}} \leq \frac{1}{2} e^{-M \xi_{QB}}, \quad (45)$$

with

$$\xi_{QC} = -\log \left[\min_{0 \leq \alpha \leq 1} \text{tr} (\rho_0^\alpha \rho_1^{1-\alpha}) \right], \quad (46)$$

and

$$\xi_{QB} = -\log [\text{tr} (\sqrt{\rho_0} \sqrt{\rho_1})], \quad (47)$$

where for simplicity, we restricted ourselves to the case $w_0 = w_1 = 1/2$.

As in the classical case, the quantum Chernoff bound is asymptotically tight, while the Battacharyya bound is not as tight, but is much simpler to calculate [31, 32]. In particular, for Gaussian states with known mean vector and covariance matrix, it is always possible to obtain an analytical expression for $\text{tr} (\rho_0^\alpha \rho_1^{1-\alpha})$ [33]. However, the optimization over α in Eq. (46) cannot always be carried out analytically. When this is the case, we will resort to the Battacharyya bound in Eq. (47).

⁶If we think about the analogy between the operators $E_{0/1}$ and the regions of the decision space $Z_{0/1}$ used in the classical description, the condition $E_0 + E_1 = \mathbb{1}$ corresponds to the fact that the union of the two regions Z_0 and Z_1 corresponds to the full space $Z = Z_0 \cup Z_1$.

SEPTEMBER 2022

3.2.2. Neyman-Pearson approach: the receiving operating characteristic

Classical version

In the previous section, we described the Bayesian decision strategy, which aims to minimize the mean error probability. However, this strategy is not the most appropriate for problems in which different types of error have not the same importance, as it is the case in target detection. In fact, especially if we think about military applications, a false alarm is much more tolerable than missing a target.

In such contests, it is more convenient to establish a value of the false alarm probability that one can tolerate, $P_F = \alpha$, and then minimize the miss probability P_M . This is a constrained optimization problem that can be solved by using Lagrange multipliers, namely by minimizing the function [28]

$$F = P_M + \lambda [P_F - \alpha] = \int_{Z_0} p_1(\mathbf{R}) d\mathbf{R} + \lambda \left[\int_{Z_1} p_0(\mathbf{R}) d\mathbf{R} - \alpha \right]. \quad (48)$$

By rewriting this function as

$$F = \lambda(1 - \alpha) + \int_{Z_0} [p_1(\mathbf{R}) - \lambda p_0(\mathbf{R})] d\mathbf{R}, \quad (49)$$

we see that we can minimize F by assigning a point to the decision region Z_0 whenever the argument of the integral in Eq. (49) is negative. This corresponds to a likelihood test [28]

$$\Lambda(\mathbf{R}) = \frac{p_1(\mathbf{R})}{p_0(\mathbf{R})} \underset{H_0}{\overset{H_1}{\gtrless}} \lambda, \quad (50)$$

where the value of the threshold λ is determined by the constraint condition

$$P_F = \int_{\lambda}^{\infty} p_0(\Lambda|H_0) d\Lambda = \alpha, \quad (51)$$

where we have denoted with $p_0(\Lambda)$ the conditional probability density of the likelihood ratio Λ under the assumption that the hypothesis H_0 is true. From Eq. (51), we notice that, as opposed to the Bayesian decision threshold γ , to determine the Neyman-Pearson threshold λ one does not need to make any assumption on the a priori probabilities of the two hypotheses w_0 and w_1 .

The performances of a Neyman-Pearson test are usually evaluated by plotting the detection probability

$$P_D = 1 - P_M = \int_{\lambda}^{\infty} p_{\Lambda|H_1}(\Lambda|H_1) d\Lambda, \quad (52)$$

as a function of the false alarm probability P_F . The curve $P_D(P_M)$ is known as the receiver operating characteristic (ROC), and it contains all informations needed to determine the optimal operating point of a given detector.

Analytical results for the integrals in Eqs. (51) and (52) are available when the probability densities $p_{0/1}(\mathbf{R})$ are Gaussian functions, as it will be the case in quantum illumination theory (see Sec. 4.1). These results are exact in the case of two Gaussians with different means but the same variance, as well as in the opposite scenario of two Gaussians of same mean and different variances [28]. In the general case of Gaussians with different means

a different variances an approximation known as the *extended Van Trees receiving characteristic approximation* is available [34].

Quantum version

Let us now discuss how the decision strategy discussed above translate to the the quantum case. As in Sec. 3.2.1, we consider the measurement operators E_0 and E_1 such that $E_0 + E_1 = \mathbb{1}$, which define the false alarm, miss and detection probabilities as

$$P_F = \text{tr}(E_1 \rho_0), \quad (53a)$$

$$P_M = \text{tr}(E_0 \rho_1), \quad (53b)$$

$$P_D = 1 - P_M = \text{tr}[(\mathbb{1} - E_0) \rho_1] = \text{tr}(E_1 \rho_1). \quad (53c)$$

We now want to find the operator E_1 that maximize Eq. (53c) (or minimize Eq. (53b)) for a fixed value of the false alarm probability $P_F = \alpha$. By repeating the procedure that led to Eq. (49) with the probability distributions replaced by density matrices and the integrals replaced by traces, we find that E_1 must be projector on the positive part of $(\rho_1 - \lambda \rho_0)$, with λ determined by the condition $P_F = \alpha$ via Eq. (53a) [30].

Following this strategy one can determine a quantum version of the ROC. To illustrate this idea, let us now consider the binary discrimination between two pure states $\rho_0 = |\psi_0\rangle\langle\psi_0|$ and $\rho_1 = |\psi_1\rangle\langle\psi_1|$, which are in general non-orthogonal $\langle\psi_1|\psi_0\rangle = \beta$. We now need to find the projector on the positive part of $(\rho_1 - \lambda \rho_0)$, we thus have to solve the eigenvalue equation

$$(|\psi_1\rangle\langle\psi_1| - \lambda |\psi_0\rangle\langle\psi_0|) |\eta\rangle = \eta |\eta\rangle. \quad (54)$$

Multiplying from the left by $\langle\psi_0|$ and $\langle\psi_1|$, we obtain the system of equations

$$\begin{cases} \beta^* \langle\psi_1|\eta\rangle - (\eta + \lambda) \langle\psi_0|\eta\rangle = 0 \\ (1 - \eta) \langle\psi_1|\eta\rangle - \beta \langle\psi_0|\eta\rangle = 0 \end{cases}, \quad (55)$$

which leads to the solutions

$$\eta_{0/1} = \frac{1}{2} (1 - \lambda) \pm R, \quad \text{with } R = \sqrt{(1 - \lambda)^2/4 + \lambda h}, \quad \text{and } h = 1 - |\beta|^2. \quad (56)$$

It is easy to verify that $\eta_1 > 0$ and $\eta_0 < 0$. Accordingly, the Neyman-Pearson criterion tells us to define $E_{0/1} = |\eta_{0/1}\rangle\langle\eta_{0/1}|$. Substituting into Eqs. (53a) and (53c), we have $P_F = |\langle\psi_0|\eta_1\rangle|^2$ and $P_D = |\langle\psi_1|\eta_1\rangle|^2$, where $\langle\psi_{0/1}|\eta_1\rangle$ can be determined by substituting Eq. (56) into the system (55). Finally, one obtains the false alarm and detection probabilities as functions of λ ,

$$P_F = (\eta_1 - h)/2R, \quad (57a)$$

$$P_D = (\eta_1 + \lambda h)/2R. \quad (57b)$$

Eliminating λ , we get an analytical expression for the ROC [30]

$$P_D = \begin{cases} \left(\sqrt{P_F(1-h)} + \sqrt{(1-P_F)h} \right)^2 & 0 \leq P_F \leq 1-h \\ 1 & 1-h \leq P_F \leq 1 \end{cases} \quad (58)$$

SEPTEMBER 2022

This equation is valid only for pure states. In quantum illumination, we will be interested in detecting a target located in region with a strong thermal background. Because of this thermal background, all quantum states we will consider will be statistical mixtures. Unfortunately, calculating the ROC for discriminating between mixed states is not as easy as in the case of pure states presented above. In the following, we will work around this issue by considering specific measurement strategies that maps the quantum state discrimination problem into the discrimination between two classical probability distributions that we can tackle with the classical theory described above. Moreover, we will see that the output of the ultimate receiver for quantum illumination can be approximated with a pure state, and therefore we will use Eq. (58) in Sec. 4.4 to estimate its ROC.

4. QUANTUM ILLUMINATION THEORY

This part represents the core of this review. Here, we will use all the concepts introduced above to describe in quite some details the theory of quantum illumination for target detection. We will start by presenting the quantum illumination protocol based on Gaussian states introduced by Tan et al. [10]. We will then discuss different detection strategies that allow to exploit the quantum advantage enabled by this protocol and we will quantify its performances. Finally, we will comment on various critical points and limitations of this protocol that severely limits its practical usefulness.

4.1. Gaussian quantum illumination

Let us now imagine that we transmit a signal to a region that contains a strong thermal background and may or may not contain a weakly reflecting target, and by measuring the returned light we want to discriminate between the hypothesis H_0 (target absent) and the hypothesis H_1 (target present). When the hypothesis H_0 is true, the signal coming back from the target region is defined by the annihilation operator $\hat{a}_R = \hat{a}_B$, where the mode \hat{a}_B is in a thermal state with average photon number $N_B \gg 1$. On the other hand, when hypothesis H_1 is true, the return-mode's annihilation operator is given by

$$\hat{a}_R = \sqrt{\kappa}\hat{a}_S + \sqrt{1 - \kappa}\hat{a}_B, \quad (1)$$

where $\kappa \ll 1$ is the reflectivity of the target, while the thermal state defined by \hat{a}_B now contains $N_B/(1 - \kappa)$ photons, such that the total number of received photons is the same under both hypotheses. We will now determine how to discriminate between these two hypothesis in the two scenarios illustrated in Fig. 1.

In the classical illumination scenario, we send the coherent state $|\sqrt{N_s}\rangle$ to the target region and we measure the returned light, which is either in a strong thermal state (H_0 is true) or in a superposition of a very weak coherent state and a much stronger thermal state (H_1 is true). Therefore, under both hypothesis, the returned state is a Gaussian state of the form (21) with mean vectors $\bar{x}_0 = (0, 0)$ (under H_0) and $\bar{x}_1 = (2\sqrt{\kappa N_s}, 0)$ (under H_1). The covariance matrix of the return mode is the same under both hypothesis and is given by $V_0 = V_1 = B\mathbb{1}_2$, with $B = 2N_B + 1$. In this scenario, discriminating between the two hypotheses H_0 and H_1 corresponds to distinguish between a very broad Gaussian distribution and an identical one which is slightly shifted with respect to the first one.

In the quantum illumination scenario, we produce a two-mode squeezed vacuum state, and we retain the idler at

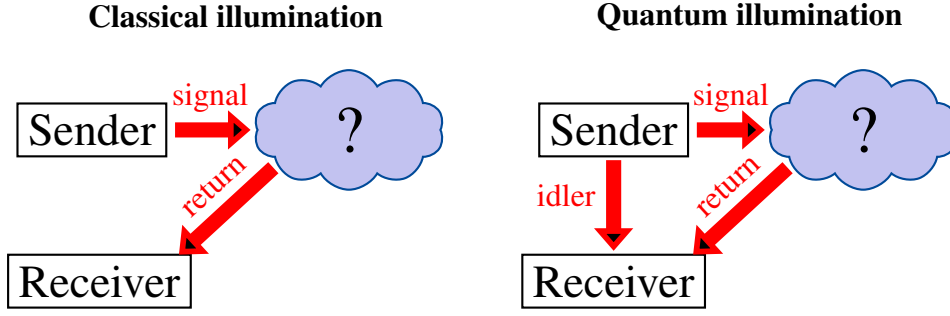


Figure 1 –: Pictorial representation of a classical target detection scheme (on the left) and a quantum one based on entanglement (on the right).

the sender, while we transmit the signal to the target region. In order to decide which one of the two hypothesis is true, we perform this time a joint measure on the return signal and the retained idler. Under both hypothesis, the quantum state of the return and idler modes is Gaussian with mean vector $\bar{x}_0 = \bar{x}_1 = (0, 0, 0, 0)$ and covariance matrices

$$\mathbf{V}_0 = \begin{pmatrix} B & 0 & 0 & 0 \\ 0 & B & 0 & 0 \\ 0 & 0 & S & 0 \\ 0 & 0 & 0 & S \end{pmatrix}, \quad \mathbf{V}_1 = \begin{pmatrix} A & 0 & \sqrt{\kappa}C_q & 0 \\ 0 & A & 0 & -\sqrt{\kappa}C_q \\ \sqrt{\kappa}C_q & 0 & S & 0 \\ 0 & -\sqrt{\kappa}C_q & 0 & S \end{pmatrix}, \quad (2)$$

with $S = 2N_s + 1$, $A = 2\kappa N_s + B$, which for $\kappa N_s \ll 1$, corresponds to $A \sim B$.

Let us notice that both these covariance matrices corresponds to separable states. In fact, when the target is absent, \mathbf{V}_0 in Eq. (2) is diagonal (does not contain any correlation term). On the other hand, by comparing \mathbf{V}_1 in Eq. (2) with Eq. (33), we see that even when the target is present, the return mode is not entangled whenever $\kappa < N_B$, which is always the case when there is more than one photon in the thermal background. However, we will see that even if the initial entanglement is completely destroyed by losses and noise in the channel, the surviving correlations between the return mode and the retained idler are enough to provide a quantum advantage in the weak signal regime.

We now compare the performance of classical and quantum illumination by evaluating the mean error probabilities when M copies of the state are sent to the target region. In the coherent state case, we can calculate the Chernoff bound (46) (which happens to coincide with the Battacharyya one) [10] which is given by

$$P_e^{CS} = \frac{1}{2} e^{-M\kappa N_s (\sqrt{N_B+1} - \sqrt{N_B})^2} \frac{1}{2} \approx e^{-M\kappa N_s / 4N_B} / 2 = e^{-M\xi_C}, \quad (3)$$

where the approximation is valid whenever $N_B \gg 1$. It can also be proved that no classical state, i.e. a two mode state with correlations $C \leq C_c$ (see Eq. (33)), can perform better than a coherent state [10], and therefore Eq. (3) represent the ultimate limit for classical illumination. For the quantum illumination case, we can obtain an analytical expression for the Battacharyya bound, which is however too long and cumbersome to be presented here. A simplified expression can be obtained in the limit $\kappa \ll 1$, $N_s \ll 1$ and $N_b \gg 1$ [10]

$$P_e^{QI} \frac{1}{2} \approx e^{-M\xi_{QI}} = \frac{1}{2} e^{-M\kappa N_s / N_B}. \quad (4)$$

SEPTEMBER 2022

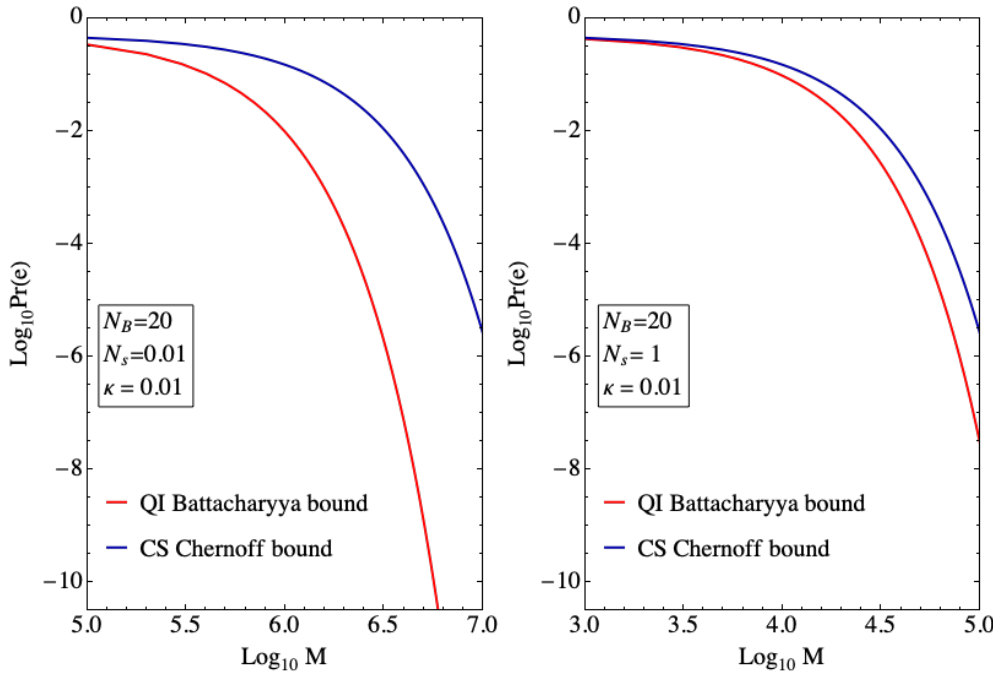


Figure 2: Upper bounds for the mean error probability for classical (blue) and quantum (red) illumination as a function of the number of copies M of the state used to interrogate the target region. The classical Chernoff bound being tight, the difference between the two curves is a lower bound on the quantum advantage. On the left, we show the clear quantum advantage in the $N_s \ll 1$ case, while on the right we show that already for $N_s = 1$ the quantum advantage is significantly depleted.

Comparing Eqs. (3) and (4), we see that in the low signal limit, despite entanglement being lost, quantum illumination provides an enhancement in the mean probability of error by 6 dB (see left panel in Fig. 2).

However, the full expression for P_e^{QI} tells us that this quantum advantage becomes less and less important when increasing N_s (right panel in Fig. 2), and it ultimately disappears when $N_s \gg 1$. This can be understood if we consider that the quantum advantage originates from the fact that the two-mode squeezed vacuum has stronger phase-sensitive correlations than any possible classical state, but that, as discussed in Sec. 3.1.2, the difference between these correlations and those allowed by classical means becomes less and less important when the photon number is increased.

4.2. Practical receivers for quantum illumination

In the previous section, we calculated bounds on the mean error probability for classical and quantum illumination. However, we left the question of how to achieve these bounds open. In fact, even though in Sec. 3.2.1 we derived the measurement operator that saturates the Helstrom bound (43), and we argued that this is the analogue of the Bayesian decision rule (34), there is a substantial difference between the two. Namely, that Eq. (34) can be easily applied to most experimental results, while the practical implementation of the projector on $(w_1\rho_1 - w_0\rho_0)_+$ is often impossible. Here, we will address how to witness the quantum advantage offered by quantum illumination while using standard quantum optics detection schemes.

There are substantially three kinds of measurement that can be easily performed in quantum optics [22]:

1. **Homodyne detection** is a measurement of the quadrature operator \hat{q} (or \hat{p}) associated with a given mode, whose outcome is a continuous variable q (or p) which follows the probability distribution $P(q)$ (or $P(p)$). In the particular case of a Gaussian state, these probability distributions are Gaussian too [22]. Experimentally, homodyne detection is realized by mixing the quantum mode to be measured with a local oscillator on

a 50:50 beam splitter, and by measuring the intensity of the output modes. The difference of these intensity is proportional to the quadrature q , while the quadrature p can be measured by applying a $\pi/2$ phase shift to the local oscillator [20].

2. **Heterodyne detection** allows to measure both field quadratures at the same time. It is practically implemented by mixing the quantum mode of interest with a vacuum mode on a 50:50 beam splitter, and then by measuring via homodyne detections the quadratures q and p of the two the output modes¹. However, we cannot escape the fact that \hat{p} and \hat{q} do not commute, and therefore by measuring both quadratures at the same time, we incur in additional noise as imposed by the uncertainty relation [22].
3. **Photon counting** consists in measuring the number of photons in a certain mode, which after averaging over several measurements, gives $\langle \hat{n} \rangle = \langle \hat{a}^\dagger \hat{a} \rangle$.

For a coherent state transmitter, we can show that homodyne detection allows to saturate the Chernoff bound (3) [11]. In fact, if we homodyne the return mode in the classical illumination protocol described in section 4.1, the probability distributions $p_{q_k|H_{1/2}}(Q_k|H_{1/2})$ of the measured quadrature q is a Gaussian with variance $2N_B + 1$ and mean $Q_k = 0$ and $Q_k = \sqrt{\kappa N_s}$ under hypotheses H_0 and H_1 respectively. Here $k = 1, \dots, M$ labels the different measurements on M copies of the return mode. These are now classical probability distributions, and we can apply classical decision theory to discriminate between hypotheses H_0 and H_1 . In particular, the Bayesian decision rule (34) corresponds to evaluate the mean Q_k of each of the M homodyne measurements, to calculate $Q = Q_1 + \dots + Q_M$, and decide in favour of H_0 whenever $Q < (M\sqrt{\kappa N_s})$, and in favour of H_1 otherwise [28]. Using the above definitions for $p_{0/1}(Q)$, and the fact that Q is also a Gaussian random variable we can rewrite the first line in Eq. (35) as a Gaussian integral and obtain [11]

$$P_e^{(\text{hom})} = \frac{1}{2} \text{erfc} \left(\sqrt{\frac{\kappa N_s M}{4N_B + 2}} \right) \approx \frac{e^{-M\xi_{\text{hom}}}}{2\sqrt{\pi M \xi_{\text{hom}}}}, \quad (5)$$

where erfc is the complex error function, $\xi_{\text{hom}} = \kappa N_s / (4N_B + 2)$, and the approximation holds for $\kappa N_s M \gg 4N_B + 2$. In particular, for $N_B \gg 1$, we have $\xi_{\text{hom}} \approx \kappa N_s / 4N_B = \xi_C$. Accordingly, homodyne detection saturates the Chernoff bound for a coherent state transmitter.

In quantum illumination, the information on the presence/absence of the target is encoded in the correlations (see the covariance matrices (2)) that depends on both quadratures and therefore cannot be resolved without incurring in additional noise. As a consequence, it is not possible to exploit the quantum advantage offered by quantum illumination by using standard quantum optics measurements. To overcome this problem, Guha and Erkmen proposed a receiver that maps correlations into photon counts [11].

This receiver uses an optical parametric amplifier (OPA)²(see Fig. 3) that performs the following transformation

$$\hat{c}_{(k)} = \sqrt{G} \hat{a}_I^{(k)} + \sqrt{G-1} \hat{a}_R^{\dagger(k)} \quad (6a)$$

$$\hat{d}_{(k)} = \sqrt{G} \hat{a}_R^{(k)} + \sqrt{G-1} \hat{a}_I^{\dagger(k)}, \quad (6b)$$

¹This not what it is usually called heterodyne in electrical engineering, and it would be more correct to refer to this procedure as *dual homodyne*. However, we will stick to the terminology that is common in the quantum optics literature, which stems from an alternate implementation of the same observable, where the local oscillator is detuned, similarly to the electrical engineering's heterodyne detection.

²We will talk here about OPAs, since this receiver is commonly referred to as an OPA receiver. However, the mathematical description presented here also apply to the microwave case where JPAs are used instead. Note that these are the same kind of non-linear elements used to produced entangled photons.

SEPTEMBER 2022

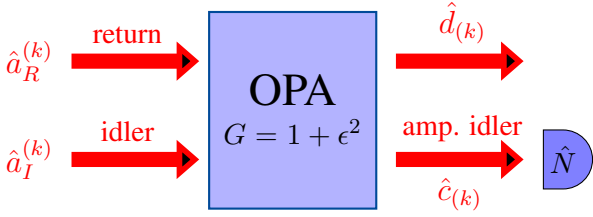


Figure 3: Schematic representation of the OPA receiver. The mode returning from the target region and the retained idler are fed to an OPA, with a small gain $G = 1 + \epsilon^2$, and the number of photons N in the amplified idler mode is counted. A decision in favour of $H_{0(1)}$ is made if N is smaller (larger) than a threshold value N_{th} .

where $G = 1 + \epsilon^2$ is the gain of the OPA, and then counts photons in the amplified idler mode $N_k = \langle \hat{c}_{(k)}^\dagger \hat{c}_{(k)} \rangle$. Under both hypotheses the mode $\hat{c}_{(k)}$ is in a thermal state ρ_c given by Eq. (28) with mean photon number [11]

$$N_0 = GN_s + (G - 1)(1 + N_B), \quad (7a)$$

$$N_1 = GN_s + (G - 1)(1 + N_B + \kappa N_s) + 2\sqrt{G(G - 1)}\sqrt{\kappa N_s(N_s + 1)}, \quad (7b)$$

under hypotheses H_0 and H_1 respectively.

Given M copies of the amplified idler state, the optimal strategy to distinguish between hypotheses H_0 and H_1 consists in counting the total number of photons $N = \sum_{k=1}^M N_k$ and comparing it with a threshold [11]. The probability distribution of N under the two hypotheses can be calculated from the quantum state $\rho_c^{\otimes M}$, and yields

$$P_{N|H_m}(n|H_m) = \binom{n + M - 1}{n} \frac{N_m^n}{(1 + N_m)^{n+M}}, \quad (8)$$

where the fraction gives the probability of counting n photons in the M measurements, while the binomial coefficients takes into account the different ways to distribute the n photons within the M measurements. This probability distribution has a mean value equal to MN_m and a variance $M\sigma_m^2$, with $\sigma_m^2 = N_m(N_m + 1)$. Using the central limit theorem, for $M \gg 1$, we can approximate Eq. (8) with a Gaussian function, and then use the Bayesian decision rule (34) to derive the threshold $N_{th} = M(\sigma_1 N_0 + \sigma_0 N_1)/(\sigma_0 + \sigma_1)$, such that we decide that H_0 is true if $N < N_{th}$ and vice-versa otherwise. We will come back to this Gaussian approximation later when we will calculate the ROC for the OPA receiver.

We can now evaluate the mean error probability associated with this strategy by calculating the classical Battacharyya bound. Since n is a discrete random variable, we do this by replacing the integral in Eq. (40) with a sum, and we obtain [11]

$$P_{e,OPA} \leq \frac{1}{2} Q_B^M, \quad (9)$$

with

$$Q_B = \frac{1}{\sqrt{(1 + N_1)(1 + N_0)} - \sqrt{N_0 N_1}} \quad (10)$$

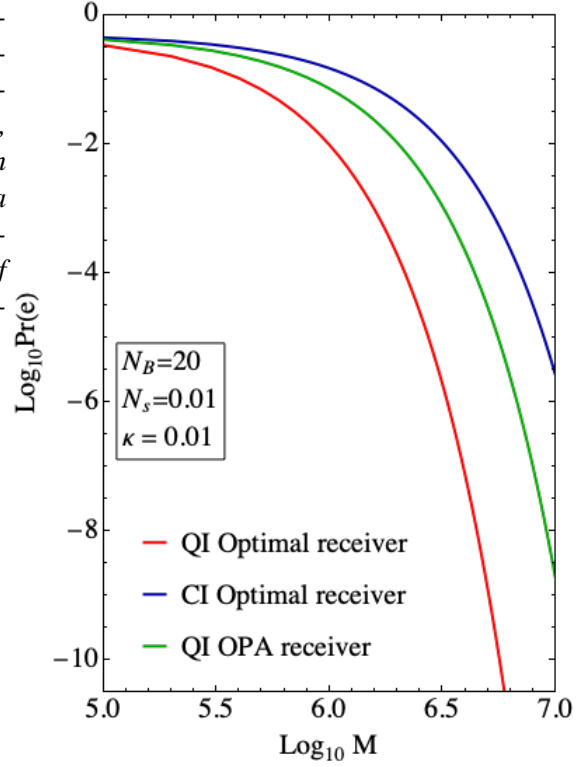
For a low gain OPA ($\epsilon^2 \ll 1$), we have $N_1 - N_0 = 2\epsilon\sqrt{\kappa N_s(N_s + 1)} = \delta \ll 1$. We can therefore Taylor-expand Q_B in powers of δ , taking into account that we also have $\delta \ll N_0$, and obtain

$$Q_B \approx 1 - \frac{(N_1 - N_0)^2}{8N_0(N_0 + 1)} = 1 - \xi_B \approx e^{-\xi_B}. \quad (11)$$

Using the expressions for N_0 and N_1 , we have

$$\xi_B = \frac{\epsilon^2 \kappa N_s (N_s + 1)}{2N_s(N_s + 1) + 2\epsilon^2(2N_s + 1)(N_B + N_s + 1)}, \quad (12)$$

Figure 4: Upper bounds for the mean error probability P_e for (blue) classical illumination (Chernoff bound saturated by coherent state transmitter with homodyne receiver), and a quantum illumination transmitter with (green) OPA-receiver (classical Battacharyya bound) and (red) ideal receiver (quantum Chernoff bound), as a function of the number of copies M of the state used to interrogate the target region.



which for $N_s \ll 1$, $\kappa \ll 1$, and $N_B \gg 1$ is upper bounded by $\xi_B \approx \kappa N_s / (2N_B)$. This upper bound is reached when $\epsilon^2 N_B > N_s$, e.g. when $\epsilon^2 = N_s / \sqrt{N_B}$. Therefore, the OPA-receiver allows for an error exponent ξ_B which is twice the classical one ξ_C , corresponding to 3 dB quantum advantage, using only off-the-shelf components. However, this is 3 dB less than the ultimate quantum advantage attainable with quantum illumination, in the following section, we will discuss how to fill this gap.

4.3. The ultimate receiver: the feed-forward sum-frequency-generation (FF-SFG) receiver.

The sub-optimality of the OPA receiver discussed above stems from the fact that it analyses the M return-idler mode pairs one by one. This strategy is known to be suboptimal for the discrimination of two mixed quantum states like those described by the covariance matrices (2) [35]. In order to overcome this limit, Zhuang et al. [12] proposed to use SPDC's inverse process: sum frequency generation (SFG). SFG happens when a pair of photons with frequencies ω_S and ω_I and wave vectors k_S and k_I meet on a non-linear device identical to the one used for SPDC, and a photon in the pump mode, with frequency $\omega_P = \omega_S + \omega_I$ and wave vector $k_P = k_S + k_I$ is generated. In order for this process to happen, correlations between the signal and idler quadratures (a covariance matrix of the form (32) with $C \neq 0$) are necessary. Therefore, the receiver Zhuang et al. proposed in [12] consists in going beyond the pair-by-pair analysis of the return and idler modes by combining all M received states that interrogated the target region via SFG such that the information on the presence (absence) of the target gets mapped in the presence (absence) of some photons in the pump mode.

Following this idea, Zhuang et al. constructed a receiver that uses several cycles of SFG augmented by a feed-forward (FF) circuit that implements additional non-linear operations conditioned on the results of measurements on the output of the previous cycle (see Fig. 5). This combination of SFG with an FF circuit takes

SEPTEMBER 2022

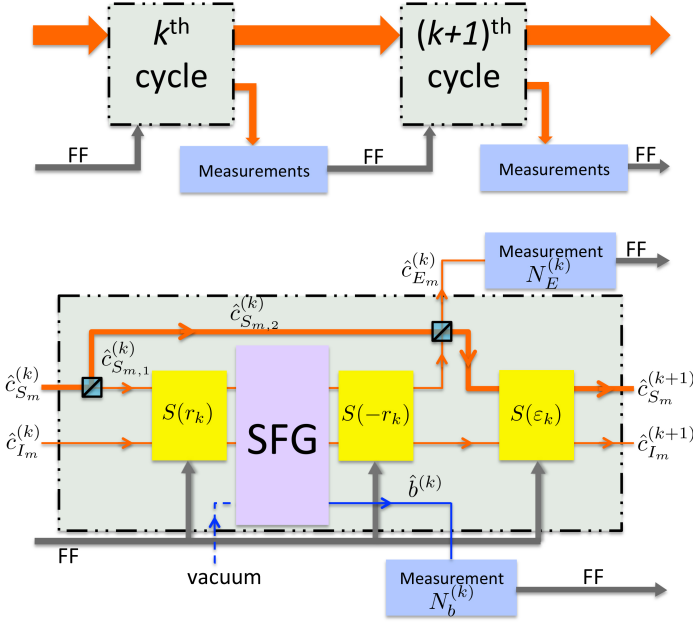


Figure 5: (Figure from [12]) Schematic representation of the feed-forward sum-frequency-generation (FF-SFG) receiver. The upper part of the figure shows two successive cycles of the feed-forward circuit. The lower part shows the structure of the k^{th} cycle where a part of return mode is combined with the idler on the SFG device and measurements on the sum-frequency mode and the transformed signal mode are performed. The yellow blocks represent additional two-mode non-linear operations with tunable parameters which are conditioned on the results of measurements on the outputs of the previous cycle.

the name of FF-SFG receiver. Under the (currently unrealistic) assumption that SFG has unit efficiency at the single pair level, this receiver has the remarkable property of being able to saturate the Chernoff bound for quantum illumination [see Eq. (4)], and therefore to achieve the full 6 dB quantum advantage enabled by quantum entanglement.

A detailed description of how this detector works is quite involved and goes beyond the purpose of this review. A qualitative description is presented in the caption of Fig. 5, and for further details, we refer the interested readers to [12, 36]. However, a good approximation of the performances of this device can be obtained in the $N_s \ll 1$ limit, where the output mode of the FF-SFG receiver is found either in the vacuum $|0\rangle$ (H_0 is true), or in the coherent state $|N_s \kappa M / N_B\rangle$ (H_1 is true) [36].

4.4. Performances: ROC for quantum illumination

Having introduced the OPA receiver, which is sub-optimal, but implementable with current technology, and the FF-SFG receiver, which gives the ultimate performance for quantum illumination, we are ready to compare the ROC for quantum and classical illumination [36].

Let us start by considering the coherent state transmitter with homodyne detection. In Sec. 4.2, we have seen that for $N_B \gg 1$ this is the optimal classical illumination setting, and that it maps the target detection problem to the discriminations of two Gaussian functions with identical variances, but different means. In this case, we can derive the probability density for the likelihood ratio Λ [28], and calculate the false alarm and detection probabilities [see Eqs. (51) - (52)] as functions of the threshold λ for the Neyman-Person test (50):

$$P_F^{(\text{CI})} = \frac{1}{2} \text{erfc} \left[\frac{1}{\sqrt{2}} \left(\frac{\log \lambda}{d} + \frac{d}{2} \right) \right], \quad (13a)$$

$$P_D^{(\text{CI})} = \frac{1}{2} \text{erfc} \left[\frac{1}{\sqrt{2}} \left(\frac{\log \lambda}{d} - \frac{d}{2} \right) \right], \quad (13b)$$

with $d = 2\sqrt{M\kappa N_s}/\sqrt{2N_B + 1}$. From Eqs. (13), we can plot the ROC for the coherent state transmitter with homodyne detection (blue curve in Fig. 6).

Let us now move to quantum illumination starting from the OPA receiver (see Sec. 4.2). To calculate the ROC for this receiver, we assume $M \gg 1$, and we use the central limit theorem in order to approximate the photon-counting probability density (8) with a Gaussian function [11]

$$P_{N|H_m}(n|H_m) = \frac{e^{-(n-MN_m)^2/(2M\sigma_m)}}{\sqrt{2\pi M\sigma_m}}, \quad (14)$$

with N_m defined in Eqs. (6) and $\sigma_m = N_m(N_M + 1)$ as discussed in Sec. 4.2. We therefore have to calculate the false alarm and detection probability for the discrimination between two Gaussian functions. In this case, an analytical solution can be obtained by using the extended Van Trees receiving characteristic approximation [34]. The results of this approximation provided the green ROC curve in Fig. 6.

Finally, we consider quantum illumination with its ultimate receiver: the FF-SFG receiver that we discussed in Sec. 4.3. A good approximation³ of the performance of this receiver is given by the ROC for discriminating the coherent state $|N_s\kappa M/N_B\rangle$ from the vacuum. Given that both a coherent state and the vacuum are pure states, the latter is given by Eq. (58) with $h = 1 - \exp(-N_s\kappa M/N_B)$ (red curve in Fig. 6).

Figure 6: ROC plotted as the detection probability P_D as a function of the false alarm probability P_F for different target detection schemes. In blue, the optimal classical illumination (CI) protocol: a coherent-state transmitter with homodyne detection. In green, an entanglement-based scheme realizable with current technology: quantum illumination (QI) with the OPA-receiver. In red, the ultimate limit for quantum illumination, achieved with the FF-SFG receiver. The number of signal photons N_s is chosen in the range where entanglement provides a quantum advantage, while the value of N_B (number of photons in the thermal background) is typical for microwave frequencies.

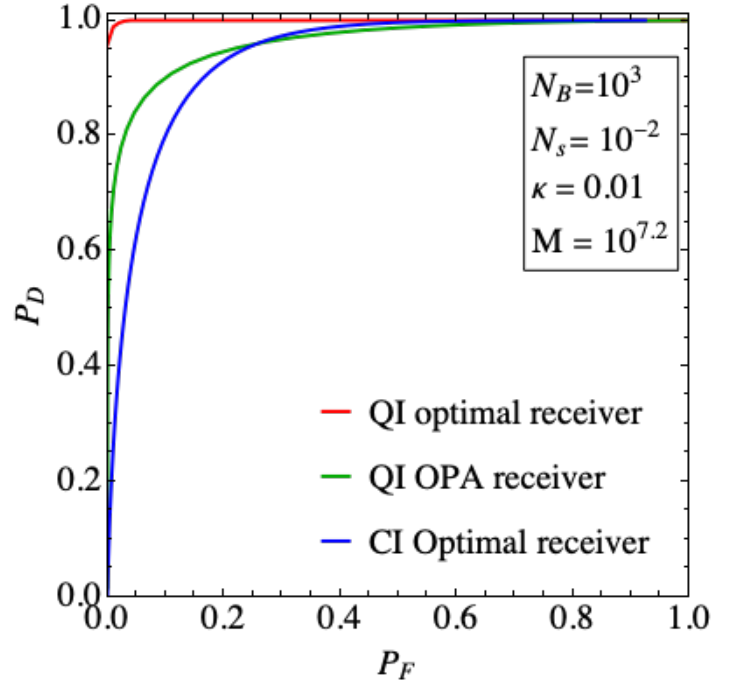


Fig. 6 represents our final result on the performance of quantum illumination in the $N_s \ll 1$ regime, where an entanglement-based transmitter provides a significant advantage over a coherent state transmitter. However, in this regime, since each state contains a very low power, in order to obtain a detection probability P_D which is close to one, we need millions of copies of the entangled states we use to interrogate the target region (see M in Fig. 6).

³Those readers that are wondering how good this approximation really is are invited to check [36] where the ROC for discriminating a coherent state from the vacuum is compared with the one of a numerically simulated FF-SFG.

SEPTEMBER 2022

4.5. Criticalities and limitations

In this section, we report the main criticalities and limitations of the quantum illumination protocol as they are known in quantum optics literature [4, 5]. Additionally, we quantitatively characterise the quantum advantage regime in terms of pulse power and duration, in order to give the final answer to the question: *is quantum illumination practically useful for target detection?*

Let us now consider how we can generate a light pulse containing M copies of a two-mode entangled states containing N_s photons per mode. As discussed in Sec. 3.1.2, such entangled states are produced in non-linear devices through the process of SPDC, which happens only when the phase matching condition is verified (see Fig. 4). Such a condition can be satisfied only for a finite range of frequencies known as the *phase matching bandwidth* W . At optical frequencies ($\omega_s \approx 100$ THz) a typical value of the phase matching bandwidth is $W \approx 1$ THz, while in the microwave regime ($\omega_s \approx 10$ GHz), one usually has $W \approx 100$ MHz.

If we now consider a pulse of duration T , this will contain $M \approx WT$ independent signal idlers mode pairs. It is then easy to check that a pulse containing $M = 10^6$ entangled states has a duration of $T \approx 1 \mu\text{s}$ at optical wavelengths, but it is $T \approx 10$ ms long in the microwave range. The need for longer pulses in the microwave regime will clash with the single-bin-per-pulse limitation of quantum illumination, as it will be clear in the following.

It is also interesting to see which are the powers carried by such pulses. The latter can be estimated as $P \approx \hbar\omega_s N_s W$. If we now put ourselves in the regime where a quantum advantage is observed ($N_s \approx 0.01$), we obtain $P \approx 1$ nW at optical frequencies and $P \approx 0.01$ fW for microwaves. Therefore, at microwave frequencies, where the strong thermal background would justify the use of quantum illumination, the attainable powers are several orders of magnitude lower than what is necessary to detect a target in a realistic scenario. We emphasise that, in order to increase the pulse power, if we do not want to lose the quantum advantage, we are not allowed to increase N_s . Consequently, the only viable option would be to increase the phase matching bandwidth very far beyond that of state-of-the-art entangled microwave sources.

The phase-matching bandwidth problem is surely the most severe limitation of quantum illumination. However, the quantum illumination theory presented in Sec. 4.1 relies on two assumptions — the signal and idler are single mode, and that the idler can be stored losslessly — that have a strong impact on the practical implementation of the protocol.

The fact that the signal and idler are single mode tells us that quantum illumination can interrogate a single polarization, space (azimuth, elevation, range), and Doppler bin at a time. Moreover, for all discussed detection strategies, the mode of the signal returning from the target region needs to be matched with the mode of the retained idler. This is particularly relevant, since every target that doesn't lie in a single polarization, space and Doppler bin for the whole pulse duration will introduce a mode mismatch. Such a mode mismatch is quantified by an overlap integral κ_m and needs to be introduced as a multiplicative factor in all error exponents. This is the reason why the long pulse durations that are necessary to obtain large values of M in the microwave regime are a problem.

All receivers for quantum illumination described above require to store the idler for the whole radar-to-target-to-radar propagation time. If we consider non-ideal idler storage, all error exponent will be multiplied by a factor κ_I equal to the idler transmission coefficient. On the other hand, in classical illumination, there is nothing to be stored, meaning that 6 dB of idler storage losses will be enough to destroy the full quantum

advantage of quantum illumination. Storing the idler for time short enough to preserve the quantum advantage poses severe limitation on the range of a quantum radar.

Moreover, in realistic scenarios (especially at optical wavelengths) the target reflectivity is often unknown and the phase of the returning light is randomly modified. This effect, also known as *fading*, nullifies the quantum advantage enabled by the OPA receiver, and makes the quantum advantage enabled by the FF-SFG receiver sub-exponential [37].

5. EXPERIMENTS ON QUANTUM ILLUMINATION

We conclude our discussion on quantum radars by presenting what has been achieved so far experimentally at optical and microwave frequencies. A summary of the state of the art of quantum illumination experiments in May 2020 is presented in Table I.

The first *quantum-illumination-like* experiment was performed by Lopaeva et al. in 2013 [38]. In this experiment, the photon-counting correlations induced by an SPDC source were exploited to obtain an advantage over a correlated-thermal state (correlated-noise radar). We used the adjective *quantum-illumination-like* to describe this experiment because it didn't exploit entanglement. As a consequence, the Lopaeva et al. setup could only outperform a correlated-thermal state of the same energy, and not a coherent state transmitter.

In 2015, Zhang et al. [18] performed the first real quantum illumination experiment using the protocol from Tan et al. [10] described in Sec. 4.1 together with the OPA receiver [11] discussed in Sec. 4.2. Due to experimental imperfections, this experiment couldn't achieve the full 3 dB quantum advantage, but it demonstrated a 20% (0.8 dB) enhancement of the error probability exponent. Up to today the work of Zhang et al. remains the only experiment where a quantum illumination protocol has been compared with an optimal classical setup of the same power, and a quantum advantage has been demonstrated.

A more recent experiment, by England et al. [39], used entanglement and photon-coincidence counting. However, the authors operated in a low background regime, where no quantum advantage is possible.

While all three experiments mentioned above were performed at optical frequencies, the recent development of new sources of microwave entanglement enabled the first quantum radar experiments in this frequency domain [14–17]. All these works used JPA to produce entangled photons in the GHz regime, and amplified the signal and idler before sending it to the target region. However, none of these experiments implement the quantum illumination scheme discussed in Sec. 4.1. In fact, instead of performing joint measurements on the stored idler and the signal coming back from the target region, they heterodyne-detect the idler immediately after amplification, and then compare it digitally with the heterodyne-detected return mode.

All these works present comparisons with some classical radars, and show that their quantum devices outperform them. However, all the considered classical and quantum radars are not optimal, and therefore these works cannot be considered a proof of quantum advantage. In fact, there are two important flaws in the above described procedure that prevent all these experiment to demonstrate a true quantum advantage.

The first of these flaws is that by heterodyne-measuring the return and idler modes one introduces some additional noise that deteriorates the correlations between the two modes [22]. There are very efficient classical strategies to counteract this noise which however cannot be applied to the quantum case [5]. As a result, when the signal and return mode are measured individually via heterodyne detection it is always possible to find

SEPTEMBER 2022

Experiment	Lopaeva et al. [38]	Zhang et al. [18]	Luong, Chang et al. [14–16]	England et al. [39]	Barzanjeh et al. [17]
Frequency	optical	optical	microwave	optical	microwave
$N_s \ll 1$	✓	✓	✓	not specified	✓
$N_B \gg 1$	✓	✓	✓	✗	✓
optimal classical setup	✗	✓	✗	✗	✗
joint measurement	✗	✓	✗	✓	✗
quantum advantage	✗	✓ 20% (0.8 dB)	✗	✗	✗

Table I : State of the art of quantum illumination experiments.

a classical radar that performs as well (sometimes even better) than the quantum one. Furthermore, even an ideal heterodyne measurement of the idler would only project the signal beam onto a coherent state [22, 40], implementing de facto a (suboptimal) classical illumination strategy as defined in Sec. 4.1. The only way to exploit the benefits of quantum correlations is to perform a joint measure on the return and idler modes as in the cases of the OPA and FF-SFG receivers [41]. The only microwave quantum experiment that discusses this issue is the one by Barzanjeh et al. [17], where the experimental data are used to simulate a joint-measurement scenario and to prove that in that case it is possible to show a quantum advantage.

The second criticality of these microwave experiments is represented by the pre-amplification of signal and idler before interrogating the target region. In fact, quantum mechanics ensures that amplification with gain G always come with some noise of variance $G - 1$, that reduces the entanglement of the signal-idler pair. In the experiment by Barzanjeh et al. [17] the pre-amplification noise was actually large enough to disentangle the signal and the idler before interrogating the target region. In this case, as admitted by the authors themselves, the strongest signature of the target presence is given by the amplifier noise, and not by the correlations between the signal and idler. Accordingly, quantum illumination is not practically relevant in this scenario.

6. CONCLUSION

In this review, we explained to an audience not necessarily familiar with quantum optics how quantum entanglement can be used to improve target-detection performances in presence of high losses and a strong thermal background. In particular, we showed that in the low signal limit, quantum illumination allows for a 6 dB improvement of the error probability exponent. At the same time, the quantum advantage becomes less and less important when the number of photons used to interrogate the target region is increased.

If we look closer at the physical processes that can be used to produce entangled photons, in particular in the microwave regime, we see that the pulse powers available in the region of quantum advantage are much lower than what is typically needed to detect a target in realistic scenarios. This power gap of several orders of magnitude cannot be filled by a mere 6 dB quantum advantage. Therefore, while it is clear that one decade of research on quantum illumination provided us with several academically interesting results, their practical relevance seems to be limited.

Nevertheless, quantum illumination represents the first example of an entanglement-based protocol that provide a quantum advantage even though the initial entanglement is completely destroyed by noise and losses in the system. In other words, we should not dismiss the value of quantum entanglement even in those adverse environmental conditions (severe losses and high noise level) which are often present at microwave frequencies. Moreover, concepts from quantum illumination can be relevant for other fields, for example, the OPA [11] and the FF-SFG [12] recently found applications in entanglement-assisted communication schemes [42, 43], and it is not to exclude, that they may lead to the discovery of new quantum protocols of real practical utility. Finally, the quantum illumination literature dealt so far only with entanglement between two modes, and new insightful results may appear when more sophisticated multimode-entangled states are considered.

Acknowledgement

We would like to thank Quntao Zhuang and Stefano Pirandola for their critical comments which significantly contribute to improve our review. We also thank Saikat Guha and Benjamin Huard for our enjoyable and informative discussions.

BIBLIOGRAPHY

- [1] A. Einstein, B. Podolsky, and N. Rosen, “Can quantum-mechanical description of physical reality be considered complete?,” *Phys. Rev.*, vol. 47, pp. 777–780, 1935.
- [2] E. Schrödinger, “Discussion of probability relations between separated systems,” *Mathematical Proceedings of the Cambridge Philosophical Society*, vol. 31, no. 4, p. 555–563, 1935.
- [3] E. Schrödinger, “Die gegenwärtige Situation in der Quantenmechanik,” *Naturwissenschaften*, vol. 23, no. 50, pp. 844–849, 1935.
- [4] S. Pirandola, B. R. Bardhan, T. Gehring, C. Weedbrook, and S. Lloyd, “Advances in photonic quantum sensing,” *Nature Photonics*, vol. 12, no. 12, pp. 724–733, 2018.
- [5] J. H. Shapiro, “The quantum illumination story,” *IEEE Aerospace and Electronic Systems Magazine*, vol. 35, no. 4, pp. 8–20, 2020.
- [6] M. Lanzagorta, “Quantum radar cross sections,” in *Quantum Optics*, vol. 7727, p. 77270K, International Society for Optics and Photonics, 2010.
- [7] M. Lanzagorta, “Quantum radar,” *Synthesis Lectures on Quantum Computing*, vol. 3, no. 1, pp. 1–139, 2011.

SEPTEMBER 2022

- [8] S. Lloyd, “Enhanced sensitivity of photodetection via quantum illumination,” *Science*, vol. 321, no. 5895, pp. 1463–1465, 2008.
- [9] J. H. Shapiro and S. Lloyd, “Quantum illumination versus coherent-state target detection,” *New J. of Phys.*, vol. 11, no. 6, p. 063045, 2009.
- [10] S.-H. Tan, B. I. Erkmen, V. Giovannetti, S. Guha, S. Lloyd, L. Maccone, S. Pirandola, and J. H. Shapiro, “Quantum illumination with Gaussian states,” *Phys. Rev. Lett.*, vol. 101, p. 253601, 2008.
- [11] S. Guha and B. I. Erkmen, “Gaussian-state quantum-illumination receivers for target detection,” *Phys. Rev. A*, vol. 80, p. 052310, 2009.
- [12] Q. Zhuang, Z. Zhang, and J. H. Shapiro, “Optimum mixed-state discrimination for noisy entanglement-enhanced sensing,” *Phys. Rev. Lett.*, vol. 118, p. 040801, 2017.
- [13] S. Barzanjeh, S. Guha, C. Weedbrook, D. Vitali, J. H. Shapiro, and S. Pirandola, “Microwave quantum illumination,” *Phys. Rev. Lett.*, vol. 114, p. 080503, 2015.
- [14] D. Luong, S. Rajan, and B. Balaji, “Quantum two-mode squeezing radar and noise radar: Correlation coefficients for target detection,” *arXiv:1911.09062*, 2019.
- [15] D. Luong, C. Chang, A. Vadiraj, A. Damini, C. Wilson, and B. Balaji, “Receiver operating characteristics for a prototype quantum two-mode squeezing radar,” *arXiv:1903.00101*, 2019.
- [16] C. W. S. Chang, A. M. Vadiraj, J. Bourassa, B. Balaji, and C. M. Wilson, “Quantum-enhanced noise radar,” *Appl. Phys. Lett.*, vol. 114, no. 11, p. 112601, 2019.
- [17] S. Barzanjeh, S. Pirandola, D. Vitali, and J. M. Fink, “Microwave quantum illumination using a digital receiver,” *Sci. Adv.*, vol. 6, no. 19, 2020.
- [18] Z. Zhang, S. Mouradian, F. N. C. Wong, and J. H. Shapiro, “Entanglement-enhanced sensing in a lossy and noisy environment,” *Phys. Rev. Lett.*, vol. 114, p. 110506, 2015.
- [19] R. Loudon, *The quantum theory of light*. OUP Oxford, 2000.
- [20] G. S. Agarwal, *Quantum Optics*. Cambridge University Press, 2012.
- [21] C. Fabre and N. Treps, “Modes and states in quantum optics,” *arXiv:1912.09321*, 2019.
- [22] C. Weedbrook, S. Pirandola, R. García-Patrón, N. J. Cerf, T. C. Ralph, J. H. Shapiro, and S. Lloyd, “Gaussian quantum information,” *Rev. Mod. Phys.*, vol. 84, pp. 621–669, 2012.
- [23] B. Dutta, N. Mukunda, R. Simon, *et al.*, “The real symplectic groups in quantum mechanics and optics,” *Pramana*, vol. 45, no. 6, pp. 471–497, 1995.
- [24] J. Sakurai and J. Napolitano, *Modern Quantum Mechanics*. Addison-Wesley, 2011.
- [25] L.-M. Duan, G. Giedke, J. I. Cirac, and P. Zoller, “Inseparability criterion for continuous variable systems,” *Phys. Rev. Lett.*, vol. 84, pp. 2722–2725, 2000.
- [26] R. Simon, “Peres-horodecki separability criterion for continuous variable systems,” *Phys. Rev. Lett.*, vol. 84, pp. 2726–2729, 2000.

- [27] E. Flurin, N. Roch, F. Mallet, M. H. Devoret, and B. Huard, “Generating entangled microwave radiation over two transmission lines,” *Phys. Rev. Lett.*, vol. 109, p. 183901, 2012.
- [28] H. Van Trees, *Detection, Estimation, and Modulation Theory, Part I: Detection, Estimation, and Linear Modulation Theory*. Wiley, 2004.
- [29] F. Nielsen, “Chernoff information of exponential families,” *arXiv:1102.2684*, 2011.
- [30] C. W. Helstrom, *Quantum Detection and Estimation Theory*. Elsevier Science, 1976.
- [31] K. M. R. Audenaert, J. Calsamiglia, R. Muñoz Tapia, E. Bagan, L. Masanes, A. Acin, and F. Verstraete, “Discriminating states: The quantum Chernoff bound,” *Phys. Rev. Lett.*, vol. 98, p. 160501, 2007.
- [32] K. M. R. Audenaert, M. Nussbaum, A. Szkoła, and F. Verstraete, “Asymptotic error rates in quantum hypothesis testing,” *Comm. Math. Phys.*, vol. 279, no. 1, pp. 251–283, 2008.
- [33] S. Pirandola and S. Lloyd, “Computable bounds for the discrimination of Gaussian states,” *Phys. Rev. A*, vol. 78, p. 012331, 2008.
- [34] J. H. Shapiro, “Extended version of Van Trees’s receiver operating characteristic approximation,” *IEEE T. Aero. Elec. Sys.*, vol. 35, no. 2, pp. 709–716, 1999.
- [35] J. Calsamiglia, J. de Vicente, R. Muñoz-Tapia, and E. Bagan, “Local discrimination of mixed states,” *Phys. Rev. Lett.*, vol. 105, no. 8, p. 080504, 2010.
- [36] Q. Zhuang, Z. Zhang, and J. H. Shapiro, “Entanglement-enhanced Neyman-Pearson target detection using quantum illumination,” *J. Opt. Soc. Am. B*, vol. 34, no. 8, pp. 1567–1572, 2017.
- [37] Q. Zhuang, Z. Zhang, and J. H. Shapiro, “Quantum illumination for enhanced detection of rayleigh-fading targets,” *Phys. Rev. A*, vol. 96, p. 020302, 2017.
- [38] E. D. Lopaeva, I. Ruo Berchera, I. P. Degiovanni, S. Olivares, G. Brida, and M. Genovese, “Experimental realization of quantum illumination,” *Phys. Rev. Lett.*, vol. 110, p. 153603, 2013.
- [39] D. G. England, B. Balaji, and B. J. Sussman, “Quantum-enhanced standoff detection using correlated photon pairs,” *Phys. Rev. A*, vol. 99, p. 023828, 2019.
- [40] H. Yuen and J. Shapiro, “Optical communication with two-photon coherent states—part iii: Quantum measurements realizable with photoemissive detectors,” *IEEE Transactions on Information Theory*, vol. 26, no. 1, pp. 78–92, 1980.
- [41] C. Weedbrook, S. Pirandola, J. Thompson, V. Vedral, and M. Gu, “How discord underlies the noise resilience of quantum illumination,” *New J. of Phys.*, vol. 18, no. 4, p. 043027, 2016.
- [42] H. Shi, Z. Zhang, and Q. Zhuang, “Practical route to entanglement-assisted communication over noisy bosonic channels,” *Phys. Rev. App.*, vol. 13, no. 3, p. 034029, 2020.
- [43] S. Guha, Q. Zhuang, and B. Bash, “Infinite-fold enhancement in communications capacity using pre-shared entanglement,” *arXiv:2001.03934*, 2020.