

ZeroShotCeres: Zero-Shot Relation Extraction from Semi-Structured Webpages

Colin Lockard

University of Washington
lockardc@cs.washington.edu

Prashant Shiralkar

Amazon
shiralp@amazon.com

Xin Luna Dong

Amazon
lunadong@amazon.com

Hannaneh Hajishirzi

University of Washington, Allen Institute for AI
hannaneh@cs.washington.edu

Abstract

In many documents, such as semi-structured webpages, textual semantics are augmented with additional information conveyed using visual elements including layout, font size, and color. Prior work on information extraction from semi-structured websites has required learning an extraction model specific to a given template via either manually labeled or distantly supervised data from that template. In this work, we propose a solution for “zero-shot” open-domain relation extraction from webpages with a previously unseen template, including from websites with little overlap with existing sources of knowledge for distant supervision and websites in entirely new subject verticals. Our model uses a graph neural network-based approach to build a rich representation of text fields on a webpage and the relationships between them, enabling generalization to new templates. Experiments show this approach provides a 31% F1 gain over a baseline for zero-shot extraction in a new subject vertical.

1 Introduction

Semi-structured websites offer rich sources of high-quality data across many areas of knowledge (Dong et al., 2014). These websites present information via text that is accompanied by rich visual and layout features that can be generalized beyond a single website. However, most prior work on information extraction (IE) from websites has largely ignored most of these features, instead relying only on HTML features specific to an individual website (Ferrara et al., 2014). This requires training data for every website targeted for extraction, an approach that cannot scale up if training data must be manually created.

To circumvent manual data annotation, previous work used a distant supervision process requiring a knowledge base aligned to the website targeted

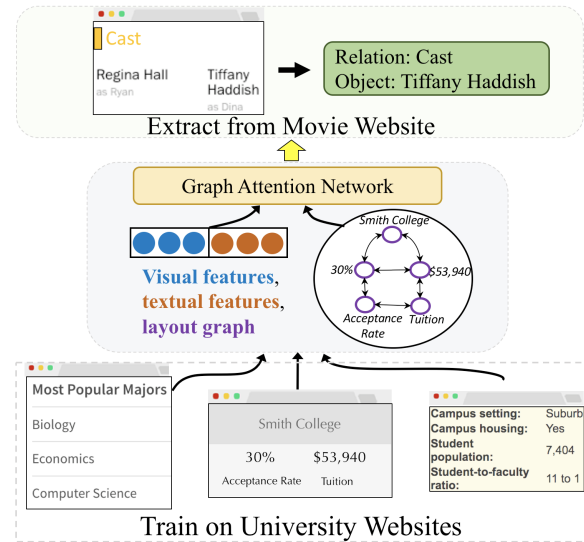


Figure 1: Our zero-shot open-domain information extraction process learns generalizable graph-based representations of how relations are visually presented on semi-structured websites, allowing for training on one vertical (such as University sites) and extraction from another (such as Movie sites).

for extraction (Gentile et al., 2015; Lockard et al., 2018), including for OpenIE extraction (Banko et al., 2007; Bronzi et al., 2013; Lockard et al., 2019). These methods, however, can only learn a website-specific model based on seed knowledge for the site, but cannot be generalized to the majority of websites with knowledge from new verticals, by long-tail specialists, and in different languages.

In this paper, we introduce the task of *zero-shot relation extraction* from semi-structured websites, in which a learned model is applied to extract from a website that was not represented in its training data (Figure 1). Moreover, we introduce ZERO SHOT CERES, a graph neural network model that encodes semantic textual and visual patterns common across different training websites and can generalize to extract information from documents with never-before-seen templates and topics.

Unlike unstructured text, which can be modeled as a sequence, or images, which can be modeled as a two-dimensional grid of pixels, it is not obvious how to operate over the many shapes and sizes of text fields on a semi-structured webpage. We illustrate our intuition using the webpage snippets in Figure 1: Despite their differences, each site uses alignment of relation and object strings, either vertically or horizontally, to help indicate relationships; in addition, relation strings are often more prominent than their objects, either in size or boldness. Such features are semantically meaningful to readers and often consistent from site to site; thus, encoding them into the representation of webpages will allow us to generalize to unseen sites.

Our model, ZEROSHOT CERES, encodes these diverse feature types in a graph representation in which each text field becomes a node in a graph, connected by edges indicating layout relationships on the page. This abstracts away the details of the page while maintaining the core visual structure presented to the reader. A graph neural network is then applied to produce a new representation of each text field, informed by the surrounding page context. This representation is then used to extract entities and relationships from the document. This allows us to extract not only in the closed-domain setting, but also allows us to conduct OpenIE on websites about entirely new subject verticals not seen during training.

Our contributions are threefold: (a) We introduce a graph neural network model for webpage representation that integrates multi-modal information including visual, layout, and textual features, enabling generalization for IE from never-before-seen websites. (b) We propose the first approach to enable Open Information Extraction from semi-structured websites without prior knowledge or training data in the subject vertical. (c) Our method works in both OpenIE and ClosedIE settings. We conduct evaluations showing the effectiveness of the technique and exploring the challenges of zero-shot semi-structured IE, achieving a 31% improvement in F1 compared to an OpenIE baseline. The graph model gives a 26% F1 boost when extracting according to a defined schema (ClosedIE).

2 Related Work

DOM-based ClosedIE: The conventional approach to extraction from semi-structured websites is wrapper induction (Kushmerick et al., 1997), in

which training data for documents from a given template is used to learn a rule-based extractor based on DOM (i.e., HTML) features to apply to other documents of the same template, extracting relations according to a pre-defined ontology (“ClosedIE”). Since this approach requires training data for each template targeted for extraction, recent work has focused on reducing the manual work needed per site. Fonduer (Wu et al., 2018) provides an interface for easily creating training data, Vertex (Gulhane et al., 2011) uses semi-supervision to minimize the number of labels needed, LODIE (Gentile et al., 2015) and Ceres (Lockard et al., 2018) automatically generate training data based on distant supervision, and DIADEM (Furche et al., 2014) identifies matching rules for specific entity types.

DOM-based OpenIE: WEIR (Bronzi et al., 2013) and OpenCeres (Lockard et al., 2019) offer OpenIE approaches to DOM extraction. The latter method uses visual features in a semi-supervised learning setting to identify candidate pairs that are visually similar to known (*relation, object*) pairs; however, the ultimate extraction model learned is still site-specific and based on DOM features rather than the more generalizable visual or textual features. Papsupat and Liang (2014) present a zero-shot method for extraction from semi-structured webpages, but limit their work to extraction of entities rather than relationships and do not consider visual elements of the page.

Multi-modal extraction: The incorporation of visual information into IE was proposed by Aumann et al. (2006), who attempted to learn a fitness function to calculate the visual similarity of a document to one in its training set to extract elements like headlines and authors. Other recent approaches that attempt to address the layout structure of documents are CharGrid (Katti et al., 2018), which represents a document as a two-dimensional grid of characters, RiSER, an extraction technique targeted at templated emails (Kocayusufoglu et al., 2019), and that by Liu et al. (2018), which presents an RNN method for learning DOM-tree rules. However, none of these address the OpenIE setting, which requires understanding the relationship between different text fields on the page.

The approaches most similar to ours are GraphIE (Qian et al., 2019) and the approach by Liu et al. (2019). Both approaches involve constructing a graph of text fields with edges representing

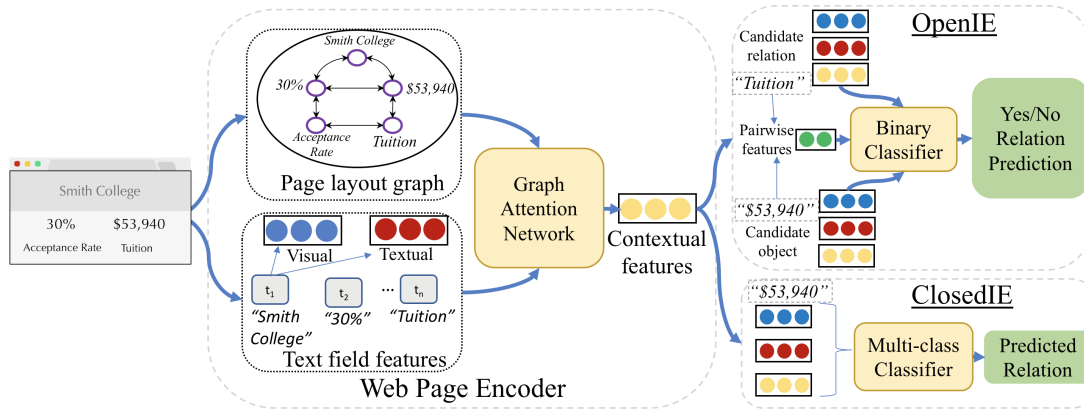


Figure 2: A depiction of the web page representation module (left) and relation classifiers (right).

horizontal and vertical adjacency, followed by an application of a GCN. However, neither approach makes use of visual features beyond text field adjacency nor DOM features, and both only consider extraction from a single text field rather than OpenIE. In addition, they show only very limited results on the ability of their model to generalize beyond the templates present in the training set.

3 Problem and Approach Overview

3.1 Zero-shot relation extraction from semi-structured websites

We address the problem of extracting entities and the relationships between them as expressed by never-before-seen semi-structured websites. A *semi-structured website* typically belongs to a subject *vertical* V , where V is a general field of knowledge such as movies, finance, or sports. A semi-structured website consists of a set of *detail pages* sharing a similar template, each of which contains a set of facts about a page topic entity e_{topic} . The HTML document w defines a set of text fields T , which the web browser renders as a *webpage* according to the instructions defined in the HTML and any referenced auxiliary files such as CSS or Javascript. The text fields have both textual and visual features, described in Section 4.2.1.

3.1.1 Relation Extraction

Our goal is to extract (*subject, relation, object*) knowledge triples, where the subject is e_{topic} , the object is a text field $t \in T$ containing the name of an entity (or atomic attribute value), and the relation indicates the relationship between the two entities.

For this work, we assume the page topic entity has already been identified, (such as by the method

proposed by Lockard et al. (2018) or by using the HTML `title` tag) and thus limit ourselves to identifying the objects and corresponding relations. We consider the following two settings:

Relation Extraction (ClosedIE): Let R define a closed set of relation types, including a special type indicating “No Relation”. Relation Extraction is the assignment of each text field t to one $r_i \in R$, which indicates the relationship between the entity e_{object} mentioned in t and e_{topic} .

Open Relation Extraction (OpenIE): Given a pair of text fields (i, j) , Open Relation Extraction is a binary prediction of whether i is a relation string indicating a relationship between the entity e_{object} mentioned in j and e_{topic} .

3.1.2 Zero-shot Extraction

Unlike prior work that requires the learning of a model specific to the semi-structured website targeted for extraction, we look at zero-shot extraction. Given a semi-structured website W targeted for extraction, zero-shot extraction is the learning of a model without any use of pages from W during training. We consider two zero-shot settings:

Unseen-Website Zero-shot Extraction is the learning of a model without any use of pages from W , but with pages from some other website(s) from vertical V during training.

Unseen-Vertical Zero-shot Extraction is the learning of a model without any use of pages from W or of pages from any website with vertical V during training.

3.2 Approach Overview

Figure 2 depicts our approach for zero-shot relation extraction (detailed in Section 5) leveraging a web page representation that will capture the

similarities in visual and textual semantics across websites (Section 4). Our web page representation module first converts each page into a layout graph (Section 4.1) that abstracts away the details of the page structure while maintaining the adjacency relationships between text fields. We represent each text field with an initial feature vector of visual and textual attributes. This input is passed into a graph neural network that allows for information to flow between nodes, producing a new text field representation that captures contextual information (Section 4.2).

To obtain a web page encoding, we leverage a pre-training step with auxiliary loss function \mathcal{L}_{pre} that encourages the model to produce an intermediary representation useful for IE. This is performed via a three-way classification that determines if a text field contains a relation name, the object of some relation, or irrelevant text (Section 4.3). After pre-training, the weights of this GNN are frozen and it can be applied to new pages, with its output used as input into a relation extraction module, optimized with task-specific loss function \mathcal{L}_{task} , where the task is either OpenIE or ClosedIE, described in Section 5. The resulting approach minimizes our overall loss $\mathcal{L}_{ZSCERES}$, with:

$$\mathcal{L}_{ZSCERES} = \mathcal{L}_{pre} + \mathcal{L}_{task} \quad (1)$$

4 Web Page Encoder

The key idea behind our solution is to train web-page representations to capture the fundamental similarities in visual and textual semantics across websites to express relations, objects, and their relationships. The fundamental characteristics we capture, generalizable across templates and verticals, thus allow us to carry over our knowledge across websites and enable zero-shot extraction.

There are two key parts in our solution. First, we build a graph to capture the layout relationships in a more abstract form that allows us to more easily learn the common features across different sites such as the fact that relation strings are often to the left or above their objects (Section 4.1). Second, we apply a Graph Neural Network (GNN) to learn representations for each node capturing contextual information about its neighborhood on the webpage (Section 4.2), allowing information to flow through the nodes, providing context (e.g., flowing through “Cast” to a far-away node “Uma Thurman” via the closer node “Ethan Hawke” in Figure 3). This




Figure 3: A cropped portion of the detail page from all-movie.com for the film *Tape*. Arrows overlaid showing the constructed page graph consisting of edges for each horizontal (purple), vertical (yellow) and DOM (green) relationship between text fields.

representation will be useful for relation extraction as described in Section 5.

4.1 Page graph construction

We encode the layout relationships between text fields in the form of a graph, G , consisting of a set of nodes N , each corresponding to a text field, and a set of edges E corresponding to relationships between the text fields. The edges capture three forms of adjacency, as shown in the example in Figure 3:

Horizontal: Edges are added when two text fields are horizontal neighbors on the page; that is, they have a shared vertical location and there are no other text fields between them.

Vertical: Edges are added when two text fields are vertical neighbors on the page; that is, they have an overlapping horizontal location and there are no other text fields between them.

DOM: Edges are added when two text fields are siblings or cousins in the DOM tree; that is, the absolute XPath paths identifying their locations differ only at a single index value.

4.2 Graph Neural Network (GNN)

To build a representation of each text field that incorporates the surrounding page context, we use Graph Attention Networks (GAT) (Veličković et al., 2018). The feature vector for each text field (described below) and the page graph form the input to a GAT, which then produces a new representation for each text field based on the surrounding context

in the graph. Specifically, for each text field i , GAT layer l computes a representation h_i^l as follows:

$$h_i^l = \sigma \left(\sum_{j \in N_i} \alpha_{ij} W_G^l h_j^{l-1} \right), \quad (2)$$

where N_i is the set of neighbors of node i in the graph, and h_j^{l-1} is the representation of node j from the preceding layer; h_j^0 indicates the input features for the node. (For each node, we add a self loop to the graph; that is, including i in N_i .) W_G^l is a learned weight matrix applied to the node features for layer $l - 1$ and σ is a non-linear function, in our case a ReLU. The attention weight α_{ij} determines how influenced a node’s representation is by each of its neighbors, calculated as follows:

$$\alpha_{ij} = \frac{\exp \left(\sigma \left(a^\top [W_G^l h_i^{l-1}; W_G^l h_j^{l-1}] \right) \right)}{\sum_{k \in N_i} \exp \left(\sigma \left(a^\top [W_G^l h_i^{l-1}; W_G^l h_k^{l-1}] \right) \right)}, \quad (3)$$

where a is a weight vector applied against the concatenation (represented by “;”) of the two node’s features as transformed by W_G^l and σ is a ReLU. This produces a new contextualized set of features for each node that are informed by the surrounding page context. We describe the original input features for each text field in the next section.

4.2.1 Initial text field features

For each text field on the page, we produce an initial feature vector containing both visual feature vector V and textual feature vector T . We define the input feature vector h_i^0 for text field i as:

$$h_i^0 = [T(i); V(i)] \quad (4)$$

where “;” represents concatenation.

Visual Features: A numeric feature vector is constructed representing the bounding box coordinates of the text field, the height and width of the bounding box, and the font size, along with one-hot features representing the typeface, font weight, font style, color, and text alignment.

Textual Features: In ClosedIE, to capture its semantics, the textual content of the text field is processed with a pre-trained BERT (Devlin et al., 2018) model. To produce a representation of the entire text field, we simply average the BERT-Base output for each token in the text field. For OpenIE,

since the goal is to generalize to entirely new subject verticals that may contain text not seen during training, only a single textual feature is used¹: the percent of pages on the site on which the string in the text field appears. This frequency measure helps differentiate relation strings, which are likely to be common, from object strings, which are more likely to be rare.

4.3 Pre-Training Web Page Encoder

To encourage the GNN weights to capture the features necessary to represent relationships on the page, we use a pre-training step to learn the GNN representation before incorporating it into the extraction model. The pre-training task is a simplified form of the OpenIE task. To speed up training by avoiding the pairwise decisions necessary for OpenIE, we instead perform a multi-class classification of each text field into a class c in the set {Relation, Object, Other}:

$$p \left(c | h_i^l; \theta \right) = \text{softmax} \left(W_{pre} h_i^l \right) \quad (5)$$

where h_i^l is the output of the GNN for the text field, W_{pre} is a weight matrix, and θ comprises W_G and W_{pre} . Given a training set with T text fields, each with a ground truth class y_i^{pre} , we minimize the cross-entropy loss \mathcal{L}_{pre} :

$$\mathcal{L}_{pre} = - \sum_{i=1}^T \log p \left(y_i^{pre} | h_i^l, \theta \right) \quad (6)$$

To discourage overfitting to spurious details in the small number of websites in our training set, we freeze the GNN weights after pre-training and do not update them during the full OpenIE training. After pre-training we discard the linear layer W_{pre} since it is not needed for subsequent steps; instead, we directly use the GNN output h^l .

5 Relation Extraction Model

Once we have the new representation h_t^l of each text field t produced by the above GNN process, we can perform our final classification.

5.1 OpenIE

For OpenIE, the classification decision must be made over a pair of text fields, i and j , the first containing the candidate relation string and the second containing the candidate object string. To

¹This feature is also used during ClosedIE

avoid examining all possible pairs of fields, we first apply the candidate pair identification algorithm from Lockard et al. (2019), which filters down to a set of potential pairs based on physical and layout distance between text fields.

For each candidate pair, we concatenate the GNN-produced contextual features h^l for both text fields with the original features h^0 for both text fields (since some information can be diluted in the GNN), as well as a pairwise feature vector that simply contains the horizontal and vertical distance between the two text fields, and pass them into a binary classifier:

$$r_i^{OIE} = \text{FNN} \left([h_i^0; h_j^0; h_i^l; h_j^l; \text{pairwise}_{i,j}], \theta^{OIE} \right) \quad (7)$$

where FNN is a feed-forward neural network with parameters θ^{OIE} , “;” indicates concatenation, and r_i^{OIE} is the predicted probability that the two text fields constitute a (*relation, object*) pair. We then optimize for cross-entropy loss across training examples T with $y_i^{OIE} = 1$ if the pair is positive:

$$\mathcal{L}_{OIE} = \sum_{i=1}^T y_i^{OIE} \log r_i^{OIE} + (1 - y_i^{OIE}) \log (1 - r_i^{OIE}), \quad (8)$$

5.2 ClosedIE

For ClosedIE, we perform a multi-class classification using the contextual representation produced by the GNN (h_i^l) along with the original features (h_i^0) for text field i :

$$r_i^{CIE} = \text{FNN} \left([h_i^0; h_i^l], \theta^{CIE} \right) \quad (9)$$

where FNN is a feed-forward neural network parameterized by θ^{CIE} , “;” indicates concatenation, and r_i^{CIE} is the predicted probability of relation r in set R . We optimize for cross entropy loss \mathcal{L}_{CIE} :

$$\mathcal{L}_{CIE} = - \sum_{i=1}^T \log p \left(y_i^{CIE} | h_i^0, h_i^l, \theta^{CIE} \right) \quad (10)$$

where y_i^{CIE} is the true class for example i . For both ClosedIE and OpenIE we use one hidden layer in the feed-forward network.

6 Experimental Setup

6.1 Dataset

For both OpenIE and ClosedIE, our primary dataset is the extended version (Lockard et al., 2019) of the

SWDE dataset (Hao et al., 2011), which contains gold labels for OpenIE extractions for 21 English-language websites (each with one template) in three subject verticals (Movie, NBA, and University), with between 400 and 2,000 pages per site. We generated ClosedIE labels by converting the OpenIE labels to ClosedIE labels via manual alignment of OpenIE relations between websites, giving a set of 18 relations for the Movie vertical, 14 for NBA, and 13 for University. More information on training data creation and a complete listing of ClosedIE relations is available in the Appendix.

We used three SWDE Movie sites (AMCTV, AllMovie, and IMDb) as a development set and did not evaluate on them for the reported results.

6.2 Experimental Settings

For each model tested (both our own and the baselines), we classify the training setting into the following categories indicating the level of vertical or site-specific knowledge used, in decreasing level of difficulty.

- **Level I–Unseen-Vertical Zero-shot (OpenIE only):** A model is trained on sites from two of the three verticals (e.g. NBA and University) and applied to sites from the other vertical (Movie). This is the hardest case and is important when we wish to extract knowledge from new verticals where we do not have any prior knowledge or annotations.
- **Level II–Zero-shot with Vertical Knowledge:** A model is trained on all sites but one (spanning Movie, NBA, and University) and then applied to the held-out site. As in cross-validation, experiments are repeated with each site having a turn being held out. It is easier than Level I but is still important for a new website that may not have data overlapping with other websites in the same vertical. For the ClosedIE setting, we train only on in-vertical sites.
- **Level III–Site-specific Knowledge:** This is the traditional setting used by two of our baselines where we have seed knowledge overlapping with the website data to allow training a specific model for the website. Whereas Level I-II are both zero-shot settings, Level III is not, as it allows site-specific training data via weak supervision. (We do not present results using full supervision from manual annotations since it is known from prior work (e.g., Gulhane et al. (2011)) that full

supervision from the target website yields highly accurate semi-structured extractors; we note that ZSCERES also achieves comparable results (~ 0.95 F1) in this setting.

We repeated our experiments 10 times and we report the results averaged across the runs. For OpenIE, we follow the “lenient” scoring method for SWDE introduced by Lockard et al. (2019), scoring an extraction as correct if the relation string matches any of acceptable surface forms listed by the ground truth for that object.

Models are constructed in PyTorch (Paszke et al., 2017), with graph functions implemented in DGL (Wang et al., 2019) and optimization performed using Adam (Kingma and Ba, 2014) and a batch size of 20. For OpenIE, we use a hidden layer size of 25 for the GAT and 100 for the feed-forward layer. For ClosedIE, we use a hidden layer size of 200 for all layers. We use a 2-layer GAT and dropout of 0.25. We obtain visual features by rendering the page using the headless Chrome browser and querying the values using Selenium².

Extraction Threshold: Since our zero-shot setting means we cannot use a development set of pages from the target site to tune the decision threshold, we instead set the threshold for each experiment to the value that attains the optimal F1 on the experiments where other sites were held-out.

OpenIE Postprocessing Rules: To ensure consistency among the extracted values, we keep only the highest confidence extraction in the case that the same text field is extracted as both a relation and object, or if multiple relations are extracted for the same object. In addition, some pages in the dataset contain relational tables, from which we sometimes extract the column headers as relations with the column contents as objects. While we believe a post-processing step could potentially recover these relational contents from our extractions, the SWDE data does not contain ground truth for such facts. Instead, we apply the heuristics described by (Cafarella et al., 2008) to identify these tables and remove them from our extractions.

6.3 Baselines and Models

We compare against several baselines:

Colon Baseline (OpenIE) This is a heuristic technique that identifies all text fields ending in a colon

(“:”) and assumes they are relation strings, then extracts the text field to the right or below, whichever is closer, as the object. We consider it as Level I knowledge since it requires no training.

WEIR (OpenIE) This approach by Bronzi et al. (2013) discovers relations by aligning multiple pages about the same entity. Because it requires sites to be grouped by vertical and uses a gazetteer list of entity names for the alignment, it has Level III knowledge.

OpenCeres (OpenIE) This applies the model by Lockard et al. (2019), which requires a knowledge base matching some facts presented on the target website, using Level III knowledge.

ZSCERES-FFNN (Feed-forward neural network): This model takes the same features and training data as the full ZSCERES model but removes the GNN component, with versions tested with both Level I (ZSCERES-FFNN Unseen-Vertical) and Level II (ZSCERES-FFNN Unseen-Website) knowledge.

ZSCERES-GNN: This applies the full model described in Section 4.2, with versions tested with both Level I (ZSCERES-GNN Unseen-Vertical) and Level II (ZSCERES-GNN Unseen-Website) knowledge.

7 Experimental Results

7.1 OpenIE

Level-I Knowledge: Table 1 shows that ZSCERES is able to extract facts in entirely new subject verticals 31% more accurately than the colon baseline. Across all SWDE sites (micro-averaging across all extractions), ZSCERES-GNN achieves an F1 of 0.45, in comparison with 0.43 for ZSCERES-FFNN, showing that the additional information provided by the page encoder allows for a better representation of the relationships between text fields.

By successfully learning general patterns of relational presentation on webpages, ZSCERES-GNN is able to train solely on a set of 16 websites about Movies and NBA players, and then extract from University websites more accurately than the WEIR and OpenCeres systems, which take advantage of Level III knowledge to learn models specific to those University sites. While OpenCeres’s rich vertical knowledge allows it to attain better results in Movie and NBA, ZSCERES-GNN still posts much stronger results than the other baselines in these two verticals.

²<https://www.seleniumhq.org>

System	Site-specific Model	Level	Movie			NBA			University			Average
			P	R	F1	P	R	F1	P	R	F1	F1
OpenCeres	Yes	III	0.71	0.84	0.77	0.74	0.48	0.58	0.65	0.29	0.40	0.58
WEIR	Yes	III	0.14	0.10	0.12	0.08	0.17	0.11	0.13	0.18	0.15	0.13
ZSCERES-FFNN Unseen-Website	No	II	0.37	0.5	0.45	0.35	0.49	0.41	0.47	0.59	0.52	0.46
ZSCERES-GNN Unseen-Website	No	II	0.49	0.51	0.50	0.47	0.39	0.42	0.50	0.49	0.50	0.47
Colon Baseline	No	I	0.47	0.19	0.27	0.51	0.33	0.40	0.46	0.31	0.37	0.35
ZSCERES-FFNN Unseen-Vertical	No	I	0.42	0.38	0.40	0.44	0.46	0.45	0.50	0.45	0.48	0.44
ZSCERES-GNN Unseen-Vertical	No	I	0.43	0.42	0.42	0.48	0.49	0.48	0.49	0.45	0.47	0.46

Table 1: With no vertical knowledge, ZSCERES-GNN achieves 65% higher recall and comparable precision in all verticals compared to the colon baseline. Even in comparison to approaches that use vertical knowledge to learn site-specific OpenIE models, ZSCERES achieves an F1 seven points higher in the University vertical.

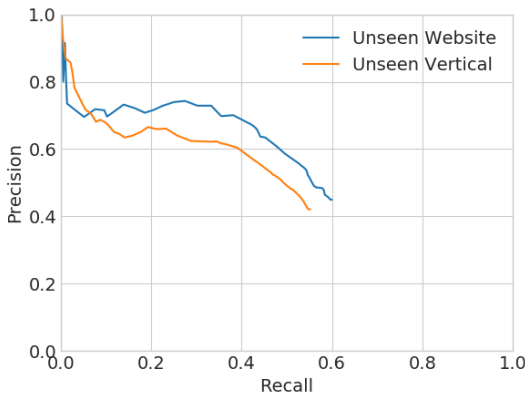


Figure 4: For OpenIE, using the full SWDE set (except the test site), including in-vertical training data (i.e. Level II knowledge), allows for 5-10 point gains in precision at equivalent recall compared to using only out-of-vertical training data (Level I).

System	Knowledge Level	P	R	F1
ZSCERES-FFNN	II	0.45	0.49	0.46
ZSCERES-GNN	II	0.62	0.55	0.58

Table 2: For ClosedIE, using the pre-trained GNN adds 12 F1 points in comparison to the baseline lacking contextual information.

Level-II Knowledge: Figure 4 shows that adding the in-vertical sites to the training set (but still withholding the test site) allows the model to achieve performance better than the Level I training set that uses only out-of-vertical data.

7.2 ClosedIE

Table 2 shows the results for ClosedIE extraction. ZSCERES-GNN attains an overall F1 of 0.58 averaged across the three verticals. This significantly outperforms the feed-forward model that did not use the GNN, which attained an F1 of 0.46. While our performance on this dataset is far below

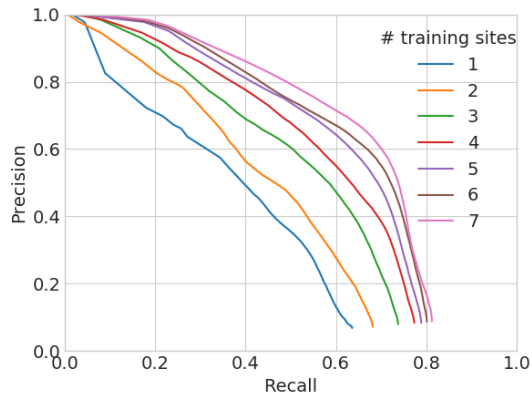


Figure 5: Performance on the ClosedIE Movie vertical increases significantly as more sites are added to the training data.

	OpenIE F1	ClosedIE F1
Full Model	0.71	0.73
No GNN	0.68 (0.03 ↓)	0.63 (0.10 ↓)
No pre-training	0.66 (0.05 ↓)	0.73
No DOM edges	0.65 (0.06 ↓)	0.58 (0.15 ↓)
No spatial edges	0.65 (0.06 ↓)	0.62 (0.11 ↓)
No visual features	0.55 (0.16 ↓)	0.73
No BERT features	–	0.10 (0.63 ↓)
Add BERT features	0.68 (0.03 ↓)	–

Table 3: Ablations on the Movie development set.

the state-of-the-art for semi-structured ClosedIE (above 0.9 for all verticals), prior systems all learn site-specific models based on manual labeling or prior knowledge aligned to the website, while we have only Level II Knowledge available.

Figure 5 shows how adding additional training data improves performance in the Movie vertical. It appears that adding additional training sites would further improve the performance.

7.3 Ablation Study

Table 3 shows the contributions of different elements of the model in the OpenIE and ClosedIE settings as calculated on the development set of three sites in the Movie vertical. These ablations show that the GNN helps in both settings, with a larger effect in ClosedIE, which is likely due to sharing the rich information about the text of nearby text fields.

Pre-training is important in OpenIE but does not have a significant effect for ClosedIE. This is not surprising given that the pre-training task is closely related to the OpenIE task. Both DOM and spatial adjacency edges contribute to the success of the page layout graph for the GNN. In the ClosedIE setting, the text and layout relationships alone will generally contain sufficient information to make an extraction, while in OpenIE the visual elements (such as whether text is bold or underlined) are a strong source of consistency across websites.

7.4 Error Analysis

OpenIE: To understand what cases our ZSCERES-GNN model is missing, we sampled 100 error cases in each vertical from the Unseen-Vertical experiment and manually examined them. Some examples of both erroneous and correct extractions are shown in Table 4 in the Appendix. False positives were largely due to the presence of two different types of n-ary relationships on the page.

The first class of errors involving n-ary relationships, making up 43% of all false positives, were where several facts have a multi-way relationship with the page topic, but individually the fields are not meaningful. For example, the NBA site USAToday includes a “Latest notes” section with links to several articles relevant to the page topic entity, mentioning the date, headline, and summary. We extract all of these objects with the “Latest notes” relation, but to obtain meaningful knowledge it would be necessary to additionally associate the correct date, headline, and summary with each other. While we can envision methods for doing this via post-processing, the SWDE benchmark considers these to be errors.

In the second class, ZSCERES correctly extracted (*relation, object*) pairs, but from page sections that contain facts about entities other than the page topic. For example, on the MatchCollege site, a section of “Similar Local Colleges” contains some of the same relations presented for the page

topic, in similar formatting. These types of errors made up another 6% of false positives.

Of the remaining errors, 33% were due to the extraction of pairs where the extracted relation did not represent a relationship, while another 14% were due to the extraction of pairs with a correct relation string and incorrect object. Most false negatives occurred in long vertical lists, where some values were extracted, but not all.

ClosedIE: False negatives were most likely to occur on long lists of values (such as cast lists), where values toward the bottom of the list were sometimes missed. Recall also suffered on relations where the relation name varied significantly from site to site, or where ambiguity existed. For example, the string “Produced by” is used by some sites to indicate the producer of the film, while on other sites it indicates the production company.

8 Conclusion

We have introduced a zero-shot method for learning a model for relation extraction from semi-structured documents that generalizes beyond a single document template. Moreover, this approach enables OpenIE extraction from entirely new subject verticals where no prior knowledge is available. By representing a webpage as a graph defined by layout relationship between text fields, with text fields associated with both visual and textual features, we attain a 31% improvement over the baseline for new-vertical OpenIE extraction. Future extensions of this work involve a more general pre-training objective allowing for the learned representations to be useful in many tasks as well as distantly or semi-supervised approaches to benefit from more data.

Acknowledgments

We would like to acknowledge grants from ONR N00014-18-1-2826, DARPA N66001-19-2-403, NSF (IIS1616112, IIS1252835), Allen Distinguished Investigator Award, and Sloan Fellowship.

References

- Yonatan Aumann, Ronen Feldman, Yair Liberzon, Binyamin Rosenfeld, and Jonathan Schler. 2006. [Visual information extraction](#). *Knowledge and Information Systems*, 10:1–15.
- Michele Banko, Michael J. Cafarella, Stephen Soderland, Matthew G Broadhead, and Oren Etzioni.

2007. [Open information extraction from the web](#). In *IJCAI*.
- Mirko Bronzi, Valter Crescenzi, Paolo Merialdo, and Paolo Papotti. 2013. [Extraction and integration of partially overlapping web sources](#). *PVLDB*, 6:805–816.
- Michael J. Cafarella, Alon Y. Halevy, Yang Zhang, Daisy Zhe Wang, and Eugene Wu. 2008. [Uncovering the relational web](#). In *WebDB*.
- Jacob Devlin, Ming-Wei Chang, Kenton Lee, and Kristina Toutanova. 2018. [BERT: Pre-training of deep bidirectional transformers for language understanding](#). In *NAACL-HLT*.
- Xin Luna Dong, Evgeniy Gabrilovich, Jeremy Heitz, Wilko Horn, Ni Lao, Kevin Murphy, Thomas Strohmann, Shaohua Sun, and Wei Zhang. 2014. [Knowledge vault: a web-scale approach to probabilistic knowledge fusion](#). In *KDD*.
- Emilio Ferrara, Pasquale De Meo, Giacomo Fiumara, and Robert Baumgartner. 2014. [Web data extraction, applications and techniques: A survey](#). *Knowledge-Based Systems*, 70:301–323.
- Tim Furche, Georg Gottlob, Giovanni Grasso, Xiaonan Guo, Giorgio Orsi, Christian Schallhart, and Cheng Wang. 2014. [Diadem: Thousands of websites to a single database](#). *PVLDB*, 7:1845–1856.
- Anna Lisa Gentile, Ziqi Zhang, and Fabio Ciravegna. 2015. [Early steps towards web scale information extraction with lodie](#). *AI Magazine*, 36:55–64.
- Pankaj Gulhane, Amit Madaan, Rupesh R. Mehta, Jeyashankher Ramamirtham, Rajeev Rastogi, Sandeepkumar Satpal, Srinivasan H. Sengamedu, Ashwin Tengli, and Charu Tiwari. 2011. [Web-scale information extraction with vertex](#). *ICDE*, pages 1209–1220.
- Qiang Hao, Rui Cai, Yanwei Pang, and Lei Zhang. 2011. [From one tree to a forest: a unified solution for structured web data extraction](#). In *SIGIR*.
- Anoop R. Katti, Christian Reisswig, Cordula Guder, Sebastian Brarda, Steffen Bickel, Johannes Höhne, and Jean Baptiste Faddoul. 2018. [Chargrid: Towards understanding 2d documents](#). In *EMNLP*.
- Diederik P. Kingma and Jimmy Ba. 2014. [Adam: A method for stochastic optimization](#). *ICLR*.
- Furkan Kocayusufoglu, Ying Sheng, Nguyen Vo, James Bradley Wendt, Qi Zhao, Sandeep Tata, and Marc Najork. 2019. [Riser: Learning better representations for richly structured emails](#). In *WWW*.
- Nicholas Kushmerick, Daniel S. Weld, and Robert B. Doorenbos. 1997. [Wrapper induction for information extraction](#). In *IJCAI*.
- Shengpeng Liu, Ying Li, and Binbin Fan. 2018. [Hierarchical RNN for few-shot information extraction learning](#). In *ICPCSEE*.
- Xiaojing Liu, Feiyu Gao, Qiong Zhang, and Huasha Zhao. 2019. [Graph convolution for multimodal information extraction from visually rich documents](#). In *NAACL-HLT*.
- Colin Lockard, Xin Luna Dong, Prashant Shiralkar, and Arash Einolghozati. 2018. [Ceres: Distantly supervised relation extraction from the semi-structured web](#). *PVLDB*.
- Colin Lockard, Prashant Shiralkar, and Xin Luna Dong. 2019. [OpenCeres: When open information extraction meets the semi-structured web](#). In *NAACL-HLT*.
- Panupong Pasupat and Percy Liang. 2014. [Zero-shot entity extraction from web pages](#). In *ACL*.
- Adam Paszke, Sam Gross, Soumith Chintala, Gregory Chanan, Edward Yang, Zachary DeVito, Zeming Lin, Alban Desmaison, Luca Antiga, and Adam Lerer. 2017. [Automatic differentiation in PyTorch](#). In *NeurIPS Autodiff Workshop*.
- Yujie Qian, Enrico Santus, Zhijing Jin, Jiang Guo, and Regina Barzilay. 2019. [GraphIE: A graph-based framework for information extraction](#). In *NAACL-HLT*.
- Petar Veličković, Guillem Cucurull, Arantxa Casanova, Adriana Romero, Pietro Liò, and Yoshua Bengio. 2018. [Graph Attention Networks](#). *ICLR*.
- Minjie Wang, Lingfan Yu, Da Zheng, Quan Gan, Yu Gai, Zihao Ye, Mufei Li, Jinjing Zhou, Qi Huang, Chao Ma, Ziyue Huang, Qipeng Guo, Hao Zhang, Haibin Lin, Junbo Zhao, Jinyang Li, Alexander J Smola, and Zheng Zhang. 2019. [Deep graph library: Towards efficient and scalable deep learning on graphs](#). *ICLR Workshop on Representation Learning on Graphs and Manifolds*.
- Sen Wu, Luke Hsiao, Xiao Cheng, Braden Hancock, Theodoros Rekatsinas, Philip Levis, and Christopher Ré. 2018. [Fonduer: Knowledge base construction from richly formatted data](#). *SIGMOD*, 2018:1301–1316.

A Appendix

A.1 ClosedIE Label Mappings

SWDE provides OpenIE labels for all binary relations between the objects mentioned on the page and the page topic entity. These labels include the relation string used to indicate the relationship, sometimes including multiple acceptable surface forms if there is more than one applicable string for the relation (usually due to more or less specific versions of the relation). The original SWDE data only includes ClosedIE labels for a small subset of relation types. To create ClosedIE ground truth for all relations on the sites, we examined all OpenIE relations across the SWDE sites and grouped them into a set of relations that each represented the same fundamental idea. In some cases, we chose to map relations into a somewhat more general category, such as mapping “Associate Producer” and “Executive Producer” into the same “Producer” concept. After obtaining this set, we eliminated all relations that appeared on fewer than 3 websites in the dataset. The set of relations used for the ClosedIE experiments is given in Table 5. The full mapping of OpenIE to ClosedIE relations can be found at https://github.com/cdlockard/expanded_swde.

A.2 Training Data Creation

The Extended SWDE dataset provides ground truth extractions of OpenIE predicate and object strings for the webpages it contains. However, it does not specify which text fields on the page were the source of the extractions. To create training data, we need to label a specific text field. It is usually the case that each ground truth string matches only one text field, so there is no ambiguity, but in cases where multiple text fields have the same value, we must disambiguate which one to use. We did this by identifying all matching text fields for the ground truth predicate and object and chose the pair in which the predicate and object strings have the closest Euclidean distance on the rendered page.

While this is generally a safe assumption, there are still occasional errors in the training data. In particular, we observed that the NBA vertical had considerably more ambiguous cases since most relations are numerical and the pages often contained large tables of numbers. We hypothesize that this may explain why performance on the NBA vertical is lower when using Unseen-Website training data compared to the Unseen-Vertical setting (Table 1).

During testing, we applied the same standard

used by prior work on the dataset and accepted an answer as correct if it matched the ground truth string, regardless of which text field produced the extraction.

Vertical	Site	Extraction			Correct	Notes
		Page Topic	Relation	Object		
Movie	Hollywood	Spanish Fly	Costume Designer	Jose Maria de Cosio	Yes	
Movie	Metacritic	Saving Face	Reviewed by	Maitland McDonagh	Yes	
NBAPlayer	ESPN	Jameer Nelson	Birth Place	Chester, PA	Yes	
NBAPlayer	MSNCA	Matt Bonner	College	Florida	Yes	
University	CollegeProwler	Spring Arbor University	Admission Difficulty	Average	Yes	
University	MatchCollege	Menlo College	College Credits Accepted	AP Credit	Yes	
Movie	RottenTomatoes	Slow Burn	Tomatometer Percentage	97%	No	Subject of relation is not page topic but is an unrelated recently released film
Movie	RottenTomatoes	Ginger Snaps 2	WHAT'S HOT ON RT	Trailer: Santa has a bloody Xmas	No	Extracted relation string is not a relation
Movie	Metacritic	The Constant Gardener	User Panel Options	The Constant Gardener	No	Extracted relation string is not a relation
University	CollegeProwler	Minnesota School of Business	CP Top 10 Lists	Best Performance Venues	No	Link to article not related to page topic, but is a "Similar School"
University	MatchCollege	Maric College	Highest Degree	Associate's	No	Subject of relation is not page topic
NBAPlayer	FoxSports	Tony Parker	Latest News	Mon. Dec 6, 2010	No	n-ary object
NBAPlayer	MSNCA	Gilbert Arenas	Birthplace	215	No	Erroneous extraction of weight for birthplace (both text fields are nearby)

Table 4: Selected OpenIE Extractions from ZSCERES-GNN with Level I training (no knowledge of the subject vertical).

Vertical	Relation
movie	movie.aka
movie	movie.box_office
movie	movie.budget
movie	movie.country
movie	movie.directed_by
movie	movie.distributor
movie	movie.genre
movie	movie.language
movie	movie.produced_by
movie	movie.production_company
movie	movie.rating
movie	movie.release_date
movie	movie.runtime
movie	movie.starring
movie	movie.synopsis
movie	movie.written_by
movie	movie.year
nbaplayer	nbaplayer.age
nbaplayer	nbaplayer.assists
nbaplayer	nbaplayer.birthdate
nbaplayer	nbaplayer.birthplace
nbaplayer	nbaplayer.college
nbaplayer	nbaplayer.draft
nbaplayer	nbaplayer.experience
nbaplayer	nbaplayer.field_goal_percentage
nbaplayer	nbaplayer.height
nbaplayer	nbaplayer.points
nbaplayer	nbaplayer.position
nbaplayer	nbaplayer.rebounds
nbaplayer	nbaplayer.weight
university	university.application_fee
university	university.calendar_system
university	university.control
university	university.enrollment
university	university.in_state_tuition
university	university.out_state_tuition
university	university.phone
university	university.religious_affiliation
university	university.setting
university	university.tuition
university	university.undergraduate_enrollment
university	university.website

Table 5: A listing of ClosedIE relation types mapped from OpenIE labels in SWDE