

India nudges to contain COVID-19 pandemic: a reactive public policy analysis using machine-learning based topic modelling

Ramit Debnath^{1,2}, Ronita Bardhan^{1*}

¹Behaviour and Building Performance Group, Department of Architecture, University of Cambridge, Cambridge, CB2 1PX, United Kingdom

²Energy Policy Research Group, Judge Business School, University of Cambridge, Cambridge, CB2 1AG, United Kingdom

Abstract

India locked down 1.3 billion people on March 25, 2020 in the wake of COVID-19 pandemic. The economic cost of it was estimated at USD 98 billion, while the social costs are still unknown. This study investigated how government formed reactive policies to fight coronavirus across its policy sectors. Primary data was collected from the Press Information Bureau (PIB) in the form press releases of government plans, policies, programme initiatives and achievements. A text corpus of 260,852 words was created from 396 documents from the PIB. An unsupervised machine-based topic modelling using Latent Dirichlet Allocation (LDA) algorithm was performed on the text corpus. It was done to extract high probability topics in the policy sectors. The interpretation of the extracted topics was made through a nudge theoretic lens to derive the critical policy heuristics of the government. Results showed that most interventions were targeted to generate endogenous nudge by using external triggers. Notably, the nudges from the Prime Minister of India was critical in creating herd effect on lockdown and social distancing norms across the nation. A similar effect was also observed around the public health (e.g., masks in public spaces; Yoga and Ayurveda for immunity), transport (e.g., old trains converted to isolation wards), micro, small and medium enterprises (e.g., rapid production of PPE and masks), science and technology sector (e.g., diagnostic kits, robots and nano-technology), home affairs (e.g., surveillance and lockdown), urban (e.g. drones, GIS-tools) and education (e.g., online learning). A conclusion was drawn on leveraging these heuristics are crucial for lockdown easement planning.

Keywords: Nudges; Computational Social Science; Text Mining; Policy; COVID-19

*corresponding author email: rb867@cam.ac.uk; Department of Architecture, University of Cambridge, Cambridge – CB2 1PX, United Kingdom

Funding: Bill and Melinda Gates Foundation through Gates Cambridge Scholarship under the grant number [OPP1144].

1. Introduction

India locked down 1.3 billion people on March 25, 2020, in the wake of novel coronavirus COVID-19 pandemic. The Prime Minister of the country, Mr Narendra Modi, in his address to the nation, appealed to the nation that ‘... 21 days is critical to breaking the infection cycle... or else the country and your family could be set back 21 years...’ (1). In a sense, the government used the nudge of ‘nationalism’ as an effective measure to control the disease spread. This nudge had critical public policy implications because it successfully convinced 1.3 billion population to abide by lockdown rules at high economic and social costs. The estimated economic cost of the Phase 1 lockdown of 21 days (March 25 to April 14, 2020) was estimated to be almost USD 98 billion (2). While nudging is a design-based approach that has been used in several domains for priming human behaviour, it is often used as the ‘best-guesses’, to tailor government policies(3). It is challenging to ascertain the reliability and replicability of similar nudge in producing desired behaviour change. Nevertheless, it is imperative to untangle the nudges produced by the government policies for coping future national challenges like COVID-19. In this case, understanding how the central Government of India (GoI) informed policies to handle the ongoing national crisis is crucial for lockdown mitigation planning. It has implications in planning resilience and future-proofing extensive national emergencies.

Big data and machine learning have proven to be a reliable technique in mining and distilling patterns in data and transform into predictive analytics. This technique has the promise to filter intricate information into meaningful behaviour metrics and hence could be applied to harvest intricate nudges from policy datasets that will warrant replicability of desired behaviours. This study intends to explore the response of the GoI since the outbreak of COVID-19 in the country by collecting open public data published by the Government's nodal agency - Press Information Bureau of India (PIB) (4). The social data-science methodology of topic modelling based on text processing was employed (5) to examine the key areas of interventions that were deliberated by various ministries of GoI during the emergency phase. The topics of interventions which eventually nudged the citizen

behaviours were extracted from a textual policy database since the emergence of the first case in the country, on January 30, 2020. The probabilistic distribution curves generated through Latent Dirichlet Allocation (LDA) algorithm was used for texts mining (6) on a text- database, prepared from the press releases, published between January 15, 2020, and April 14, 2020. These topics were then processed to elaborate government nudging for influencing citizen's behaviour in the wake of coronavirus pandemic.

Topic modelling is a widely used computational social science method that has its basis in text mining and natural language processing. It is an unsupervised machine learning technique that automatically analyses text data to determine cluster words for a set of documents (7). Topic modelling (TM) has garnered significant importance in political science and rhetoric analysis (8). Researchers have used TM to investigate reactions of different political communities on the same news for understanding political polarisation in the United States (9). Similarly, in Korea, Kim & Jeong (10) have used TM on twitter dataset to analyse the temporal variation of the socio-political landscape of the 2012 Korean Presidential Election. In Germany, researchers have used a TM-approach to explore the multi-dimensionality of political texts and the discourses of public policies since National Elections of 1990 (11). This study aided in understanding the polarising shifts in policy interventions that modulated the political narratives in Germany. More recent applications of TM includes crisis identification in urban areas for evidence-based policymaking (12), deep narrative analysis for deriving intervention points for distributive energy justice in poverty (13) and informed public policy design in public administration (14).

None of the above application of TM has explored the policy reactions of a government towards handling a national emergency. Although TM entails sophisticated extraction of topics by algorithmically evaluating their 'relevance', integrating this as a guide for future nudging can produce the desired 'priming' and 'selective optimisation'. In general, the intention is to use nudge tactics as a solution to the last-mile problem, i.e. the gap between people's long-term intentions and their

everyday actions, for meeting future challenges. The integration of TM for nudge identification from government policy documents defines the novelty of this study. This study will aid policymakers and government agencies in India to plan lockdown easement from a multi-dimensional public policy perspective. The policy inferences presented in this study is also critical for other countries that are affected by the COVID-19 crisis and under extended lockdown.

2. Materials and methods

2.1 Data collection and pre-processing

Data for this study were collected from the media releases of policies and plans of different ministries in the Press Information Bureau (PIB) platform (4). English news and information with the keyword ‘coronavirus’, ‘COVID’, ‘COVID-19’ and ‘nCoV’ was collected and aggregated in a text format from January 15, 2020, and April 14, 2020. Manual filtering of the press and media releases based on the above keywords resulted in 396 documents from around 42 ministries of the Government of India. The entire text corpus from these documents consisted of 260,852 words. We classified these documents into 14 public policy categories, as illustrated in Table 1. Besides, we have also included COVID-19 briefings from the Prime Minister’s Office in the policy categories (see Table 1).

Table 1. Policy categories extracted from the ministries of the Government of India

Sl. No.	Policy sectors	News and information from ministries
1	Agriculture and Food	Agriculture and Farmers Welfare; Fisheries, Animal Husbandry & Dairying; Food Processing Industries
2	AYUSH	Ayurvedic, Yoga and Naturopathy, Unani, Siddha and Homeopathy
3	Chemicals	Chemicals and Fertilizers; Commerce & Industry; Steel
4	Electronics & IT	Information & Broadcasting; Communications; Electronics & IT
5	Health	Health and Family Welfare
6	Home Affairs	Home Affairs; Defence; Finance
7	Labour & Commerce	Micro, Small & Medium Enterprises; Skill Development and Entrepreneurship; Textiles; Corporate Affairs; Personal, Public Grievances & Pensions
8	MHRD	Human Resource Development
9	PMO	Prime Minister’s Office
10	Power	Power; Coal; Petroleum & Natural Gas; New & Renewable Energy
11	Science & Technology	Science and Technology; Statistics & Programme Implementation;
12	Social Justice	Rural Development; Social Justice & Empowerment; Tribal Affairs; Development of North-East Region; Minority Affairs; Panchayat Raj; Culture
13	Transport	Civil Aviation; Railways; Shipping; Tourism; Road, Transport and Highways
14	Urban	Housing and Urban Affairs; Environment, Forest and Climate Change Environment, Forest and Climate Change

2.2 Topic Modelling using Latent Dirichlet Allocation (LDA)

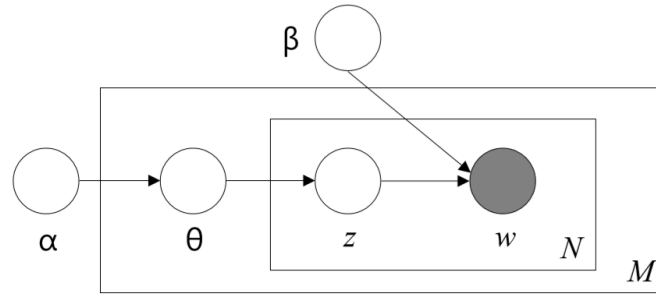


Fig 1. Graphical model representation of LDA. (Source: (6))

Topic modelling refers to the task of identifying topics that best describes a set of documents. It is an unsupervised machine learning technique that automatically analyses text data to determine cluster words from a set of documents. It is based on the basic idea that each document can be expressed as a distribution of topics, and each topic can be described by a distribution of words (6). The basic terminology used in LDA is based on the language of ‘text collection’, referring to entities such as “words”, “documents” and “corpora”. These terms are defined as (after (6)),

- A *word* is the basic unit of discrete data, defined to be an item from a vocabulary indexed by $\{1, \dots, V\}$. We represent words using unit-basis vectors that have a single component equal to one and all other components equal to zero. Thus, using superscripts to denote components, the v th word in the vocabulary is represented by a V -vector w such that $w^v = 1$ and $w^u = 0$ for $u \neq v$.
- A *document* is a sequence of N words denoted by $\mathbf{w} = (w_1, w_2, \dots, w_N)$, where w_N is the n th word in the sequence.
- A *corpus* is a collection of M documents denoted by $D = \{\mathbf{w}_1, \mathbf{w}_2, \dots, \mathbf{w}_N\}$.

Latent Dirichlet allocation (LDA) is a Bayesian mixture model for discrete data in which topics are uncorrelated. The objective of topic modelling is to extract latent semantic topics from large volumes of textual documents (i.e., corpora). LDA is a widely used topic modelling (TM) technique, with recent applications spanning across political science and rhetoric analysis (8–10,15,16), disaster management

(12,17,18) and public policy (13,14,19). Fig 1 illustrates the probabilistic graphical model of LDA, and the probability calculation formula is illustrated in eq. 1.

$$p(D|\alpha, \beta) = \prod_{d=1}^M \int p(\theta_d|\alpha) \left(\prod_{n=1}^{N_d} \sum_{z_{dn}} p(z_{dn}|\theta_d) p(w_{dn}|z_{dn}, \beta) \right) d\theta_d \quad (1)$$

where, the boxes in Fig 1 are “plates” representing replicates. The outer plate represents documents (M), while the inner plate represents the repeated choice of topics (z) and words (w) within a document (N). ‘ θ ’ is the topic distribution for document, i.e. ‘ α ’, ‘ β ’ are two hyperparameters of the Dirichlet distribution (see eq. 1). The third hyperparameter is the ‘number of topics’ that the algorithm will detect since LDA cannot decide on the number of topics by itself. We use our judgement and the *ldatuning* package (20) in R to determine the number of topics in each of the topic models (discussed later in detail).

The analysis consisted of three main steps. The first step was the pre-processing of the documents by removing all the stop words (e.g., articles, such as “a,” “an,” and “the,” and prepositions, such as “of,” “by,” and “from”), numbers, and punctuation characters and converted the text to lowercase in the corpora. And some general words appear in most of the government media releases like “name of ministers”, “secretary”, “union government” and courtesy words like “Shri”, “honourable”, “respected”, “sir” and “thank you”. We constructed a list of additional stop words that were colloquial terms in Indian-English and removed them from the text-corpus. This step is usually called lemmatisation (21). Lemmatisation also involved removal of inflectional ending of words, and converting the grammatical form of a word into the base or dictionary form (known as Lemma) (21).

The second step was to fit the model using the lemmatised corpora. Using the *tidytext* package in the R programming language, we converted the article into a document-term-matrix (DTM) as per the specification of *tidydata* rules (see chapter 1, (22)). Each sentence was treated as a document in the DTM, that resulted in (**M**) unique documents that had **w** (words) and **z** (topics) as per LDA probability model specification (see eq. 1 and Fig 1). We adopted an iterative approach where we first specified the number of topics based on our judgement of the government’s policy nudges and then tuned the

appropriate number of topics as per the benchmarking metrics of Arun et al. (23), Cao et al. (24), Griffiths and Steyvers (5) and Deveaud et al., (25). These metrics were part of the *ldatuning* package in R (20); similar approach was also adopted by (14,19). We used the R package *topicmodels* to fit the LDA model (26).

The third step included visualisation and manual validation of the topics. For visualisation, we have used the *ggplot2* package in R (27). We have also estimated and visualised co-occurrence of high-frequency keywords in the corpora using the methodology of Jan van Eck and Waltman (28). The extracted topic was further analysed and interpreted concerning reactive policy steps using the epistemology of nudge theory in behavioural public policy (29).

2.3 Evaluating topic models on nudge theory

Nudge theory is mainly concerned with the design of choices, which influences the decisions we make. It seeks to improve understanding and management of the 'heuristic' influences on human behaviour which is central to 'changing' people (30). Epistemologically, Thaler and Sunstein (30) used nudge policies and interventions as an application of a conceptual framework called libertarian paternalism. The authors contend that retaining the freedom to choose is the best safeguard against a misguided policy intervention. The 'nudging' approach is paternalistic in the sense of motivating behaviour change that aligns with the target population's deliberative preferences (29). Thus, libertarian paternalism relies on the assumption that each human being makes many decisions automatically and almost unthinkingly each day by following some innate rules of thumb (29). It had been reported in literature that from a policy-instrumentation perspective, nudges constitute a less coercive form of government intervention compared to more traditional policy tools such as regulations and taxations (31). While policy interventions can provide the right directions, it cannot suggest the promptness of the behaviour change. The behavioural nudge tactics, here, enable solving this last mile problem of policy intervention implementation success through the use of "soft" techniques.

A comprehensive literature review on the application of nudge theory in public policy and public management by Van Deun et al., (31) found that about 40% of the articles linked to health policies and almost 20% related to environmental policies. Other nudge sector included land and rural policies, financial policies, transport policies, law, social security, education and digitalization policies (31). More importantly, this theory has been in practice in the British Government (now independent) through the Behavioural Insight Unit (also known as the 'Nudge' Unit) (32).

The nudge theoretic approach has been used by the British Government to tackle the early stages of coronavirus pandemic in the UK (33). The behavioural nudges that were deliberated to the public included 'wash your hands, do not touch your face, do not shake hands with others, stay at home if you feel ill, and self-isolate if you have a continuous cough' (33). Through this study, we wanted to understand how the Government of India used nudges as a public policy measure to fight the coronavirus outbreak.

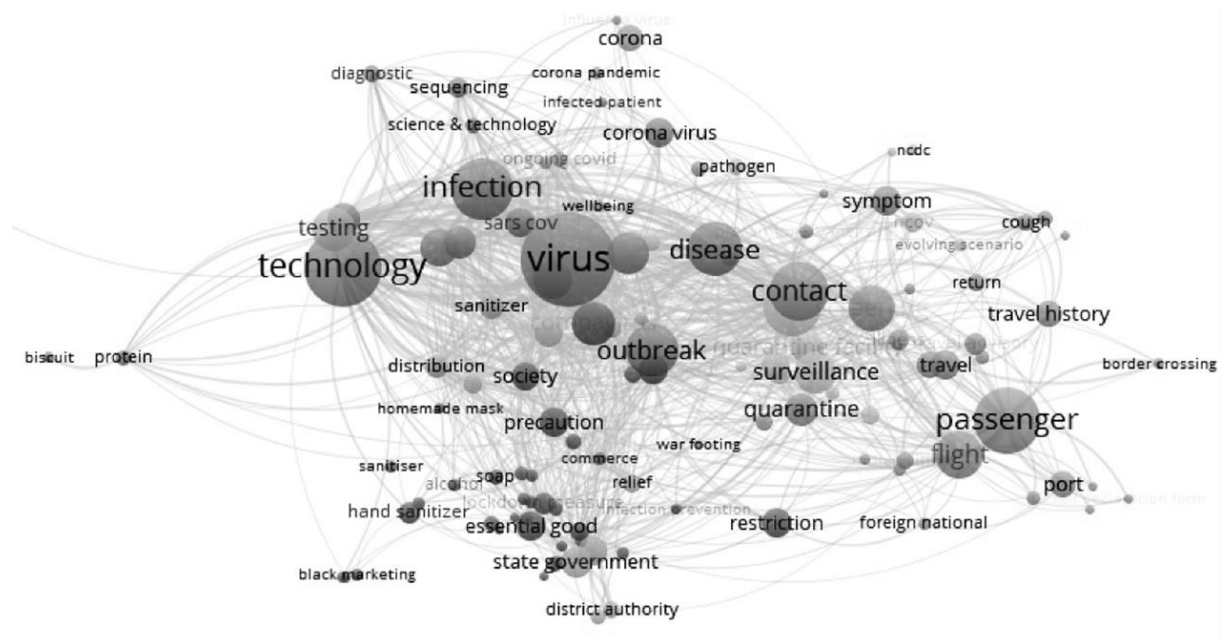
3. Results

Topic co-occurrences

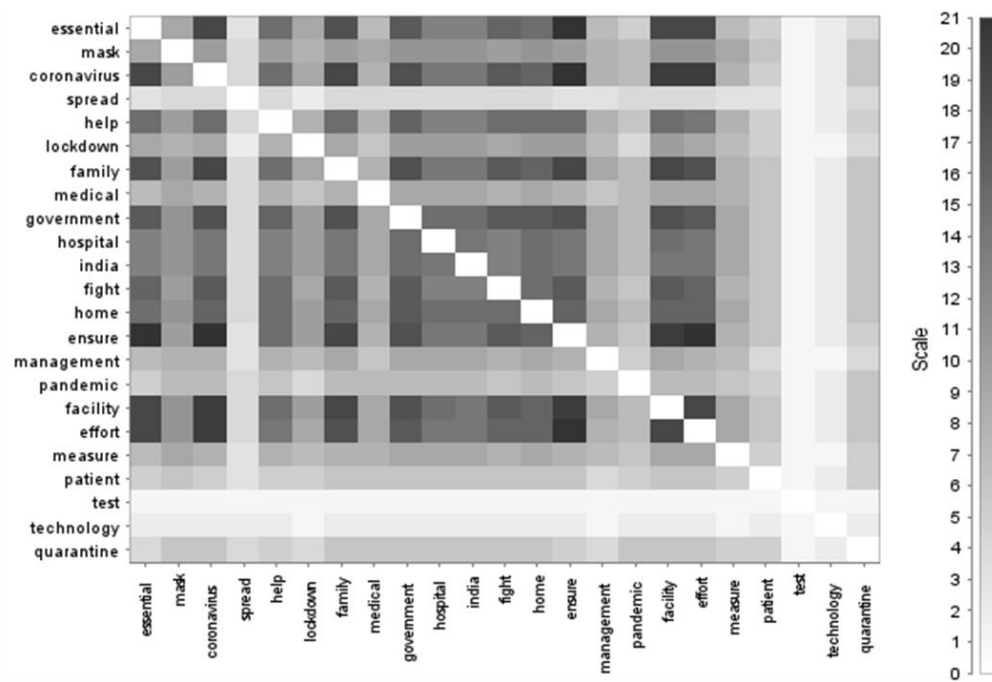
A keyword co-occurrence network was constructed with the 260,852 words corpora that shows a connected network of high-frequency words (see Fig 1). Words or terms that were mentioned at least 50 times in the text corpus were considered as high-frequency words. The co-occurrence representation has two components. Fig 1a illustrates a weighted network diagram of the high-frequency words. The weights were estimated based on the co-occurrences of a single word; the size of the bubble describes the relative weight associated with the words. Words like 'infection', 'virus', 'technology', 'testing', 'surveillance', 'passenger' and 'quarantine' had the highest weight and most interconnections, indicating the possible policy focus points during the early stage of the outbreak in India (between late-January to early-March). The general policy during this phase was on the containment of the cases. Extensive thermal screening of the passengers was conducted at the

airports. During this stage, public policy was geared towards surveillance at the international borders. It remained a significant strategy until the national lockdown from March 24, 2020, until May 2020.

Similarly, Fig 1b illustrates the heat-map of the high-frequency words during the analysis period. The darker shades of grey in the heat-map indicate the policy points (or words) that had high frequency in the media briefs of the Government of India through the Press Information Bureau (PIB). The darker shades of grey also illustrate higher co-occurrences of words in the text corpus. For example, 'coronavirus' → 'facility', 'effort': indicating policy efforts towards capacity building and healthcare facility management; 'coronavirus' → 'essential': extended focus on availing essential services during the lockdown period. 'mask' → 'measure'; the use of masks had been extensively promoted as a COVID-19 control measure in India and currently made compulsory by law. Similarly, 'lockdown' of 1.3 billion people of India has been the stringent public policy measure that has been enforced to curve the spread of coronavirus. The higher weighed words/policy measures with the lockdown can be seen in darker shades of grey in Fig 1b.



a. Keyword co-occurrence map of high-frequency words



b. Heat-map of high frequency words

Fig 2. High-frequency keyword co-occurrence representation on media briefings from Press Information Bureau (PBI) of the Government of India (GoI) in the wake of Covid-19 pandemic (mid-January 2020 to mid-April 2020). Words that were repeated at least 50 times in the text corpus were considered in this analysis (n = 260,852).

Topic models

We have individually analysed and modelled the content of press releases from different ministries by classifying them in 14 policy categories (see Table 1). In doing so, we estimated the approximate number of topic models for each of the policy categories using the benchmarking metrics of Arun2010 (23), CaoJuan2009 (24), Griffiths2004 (5) and Deveaud2014 (25), as illustrated in Table 3. The approximation of the number of topics was also made through judgement, where, we found that increasing the number of topics was affecting the interpretability of the topic models.

Table 2. Estimated topic models for each of the policy categories

Sl. No.	Policy sectors	Approximated number of topic models	Benchmarking criteria
1	Agriculture and Food	2	CaoJuan2009; Deveaud2014
2	AYUSH	2	CaoJuan2009
3	Chemicals	2	CaoJuan2009
4	Electronics & IT	4	CaoJuan2009; Deveaud2014
5	Health	4	CaoJuan2009; Deveaud2014
6	Home Affairs	10	CaoJuan2009; Griffiths2004
7	Labour & Commerce	9	CaoJuan2009
8	MHRD	4	CaoJuan2009; Deveaud2014
9	PMO	8	Deveaud2014
10	Power	3	CaoJuan2009; Deveaud2014
11	Science & Technology	7	CaoJuan2009; Griffiths2004
12	Social Justice	2	CaoJuan2009; Deveaud2014
13	Transport	10	CaoJuan2009
14	Urban	7	CaoJuan2009

High-frequency words within the ministries are illustrated in Fig 3. The policies on agriculture and farmer's welfare focussed on ensuring food security and undisrupted supply chain during the nationwide lockdown phase (see Fig 3). February to April is the harvesting time for winter crops in India that is crucial for food security in the country. In the wake of coronavirus and strict lockdown measures, the GoI allowed farmers to harvest. Besides, policy emphasis was laid on providing fiscal packages to the distressed farmers who were affected by national lockdown and supply chain disruption. Topic extraction through LDA (see Table 4) showed that the policy nudges were focussed on the continuity of harvest (topic 1, 'harvest', $\beta = 0.030$) and rerouting of the critical food supply chain

(topic 2, 'lakh', $\beta = 0.100$) during the extended lockdown period for ensuring food security (topic 1, 'food security', $\beta = 0.150$).



Fig 3. High-frequency words in the official media releases of different ministries of the Government of India in the wake of COVID-19.

Table 3. Topic extracted by LDA as per the policy sectors

Agriculture and Food							
Topic 1	Prob. (β)	Topic 2	Prob. (β)				
Food security	0.150	Lakh	0.100				
Agriculture	0.047	Farmer	0.059				
Lockdown	0.045	Lockdown	0.030				
Crop	0.040	Issue	0.025				
Harvest	0.030	Agriculture	0.018				
AYUSH							
Topic 1		Topic 2					
AYUSH practice	0.070	Traditional	0.035				
Covid-19	0.040	Ayurveda	0.032				
Measure	0.035	Immunity	0.030				
Infection	0.030	Preventive	0.029				
Homeopathy	0.018	Hygiene	0.032				
Chemicals							
Topic 1		Topic 2		Topic 3			
Medicine	0.065	Device	0.048	Mask	0.048		
PM-CARES	0.030	Medicine	0.045	PPE	0.045		
Medical supply	0.028	Medical supply	0.025	Sanitiser	0.036		
Bulk supply	0.020	PM-CARES	0.022	Drug surplus	0.030		
Country	0.018	Government	0.20	India	0.023		
Electronics & IT							
Topic 1		Topic 2		Topic 3		Topic 4	
Fake news	0.070	Ministry	0.050	Doordarshan	0.025	Fake news	0.07
Covid-19	0.05	Fake news	0.050	Episodes	0.020	Security	0.055
Government	0.045	India	0.048	Information	0.018	People	0.048
Ensure	0.038	Social media	0.025	Crisis	0.019	Quarantine	0.040
Telecast	0.015	Media	0.020	Country	0.015	FCU	0.025
MHRD							
Topic 1		Topic 2		Topic 3		Topic 4	
Student	0.08	Student	0.079	MHRD	0.08	Work-home	0.040
Online learning	0.057	Parent	0.026	Online learning	0.034	Online	0.038
Education	0.044	Time	0.018	Institution	0.030	Examination	0.035
Provision	0.041	India	0.015	Development	0.028	Schools	0.020
HRD	0.028	Nationwide	0.010	NBT	0.025	IIT	0.015
Power							
Topic 1		Topic 2		Topic 3			
PM-CARES	0.015	Stability	0.017	REP	0.022		
PSU	0.013	Light off	0.015	PM-CARES	0.013		
Covid	0.011	Renewable	0.010	MNRE	0.010		
Coal	0.010	Power	0.008	Grid	0.007		
Supply	0.008	Adequacy	0.005	Stability	0.005		
Social Justice							
Topic 1		Topic 2					
Disability	0.032	Self Help Group	0.007				
Migrant worker	0.027	Woman	0.025				
Ministry	0.025	Lockdown	0.023				
Social security	0.022	NTFP	0.022				
Pandemic	0.020	Tribal	0.022				

AYUSH is an acronym for Ayurvedic, Yoga and Naturopathy, Unani, Siddha and Homeopathy.

In the early stages of coronavirus pandemic in the country, this ministry released a series of press releases nudging people to follow the traditional medicinal practice of Ayurveda and maintaining good health and well-being through yoga (see Fig 3). The policy nudges, as revealed by the topic (see Table

aggressive nudging in manufacturing medical devices ($\beta = 0.048$). In addition, LDA extracts in Topic 3 revealed the higher impetus on supporting the frontline workers, see 'mask ($\beta = 0.048$)', 'PPE (personal protective equipment) ($\beta = 0.045$)', 'sanitiser ($\beta = 0.036$)' and 'drug surplus ($\beta = 0.030$)' (see Table 4).

The nudges from electronics and IT related policies were aggressive on tackling fake news in social media and keeping people indoors during the lockdown (see Fig 3). The repeated telecast of popular '80s and '90s TV shows were one of the distinct public policy nudges. It used nostalgia as a nudge to make the people conform to stay at home norm and practice social distancing measures (35). These TV-shows ranged from family entertainer to religious and were broadcasted in the national channel called Doordarshan. Four topics were extracted (see Table 4), of which, topic 1 shows 'fake news' around COVID-19 as a high probability term ($\beta = 0.070$). It is being treated as a concern of national security. Topic 2 showed a similar discourse on guidelines concerning social media usage ($\beta = 0.025$) and fake news control ($\beta = 0.050$) through the Ministry of Electronics & IT. As aforementioned, India's public broadcaster DD aired '80s epic Hindu tale 'Ramayana' and 'Mahabharata' as a self-quarantine measure (35). It is an application of nudging-based public policy measure referred to as the herd effect (29), illustrated in Topic 3 (see Table 4). Besides, various fiscal measures were taken to support the continuity of information flow through print and electronic media during the quarantine ($\beta = 0.040$) period (see Topic 4, table 4). Fact-Checking Units (FCU) were set up to encourage the public to verify news for curbing fake news spread in social media (see Topic 4, table 4).

In lines with the Electronics & IT, aggressive nudging on online learning was done by the Ministry of Human Resource Development (MHRD) (see Fig 3 and Table 4). Four topics were extracted, where online learning (Topic 1 and Topic 3) and work from home (Topic 4, $\beta = 0.040$) were the highest frequency words (see Table 4). The topic 1 illustrated the policy focus on infrastructure setup and provisioning of an online learning environment in the country. Subsequent nudging was done to the parents to encourage homeschooling by aggressively advertising the use of the National Digital Library of India, a GoI initiative under the National Mission on Education through Information and

Communication Technology (NMEICT). This digital resource provides access to a multilingual virtual repository of learning resources across different levels of education with a single-window search facility (see Topic 2 and Topic 3). Policy impetus was on expanding the online educational resources by leveraging information and communication technologies (ICT). It was extracted on Topic 3, that shows 'institutional' ($\beta = 0.030$) and the National Book Trust (NBT) ($\beta = 0.025$). Hashtags like #StayHomeIndiaWithBooks were created as policy nudges by the NBT of MHRD, in its efforts to encourage people to read books while at home, is providing its select and best-selling titles for free download as part of its initiative. The NBT also launched a 'Corona Studies Series' to encourage readership of scientific books on covid-19 to curb the spread of fake news. Similarly, policy nudges were made with #StayIN and #StayHome hashtags to encourage people to work from home (see Topic 4, $\beta = 0.040$).

The Ministry of Human Resource Development expansively nudged the start-up and innovation community in India to participate in the fight for COVID-19 by launching programs like 'Fight Corona IDEathon. Moreover, Topic 4 also revealed the policy support provided on rescheduling national-level engineering and medical entrance examinations ($\beta = 0.035$). Besides extending the school and higher education lockdown period, the MHRD also converted public-owned school and university buildings into makeshift hospitals for COVID-19 patients.

Policy nudges in the power and energy sector were mostly dedicated to collecting funds for PM-CARES (see Fig 3). The extracted topics are illustrated in Table 4. Topic 1 consists of 'coal' as a high probable word ($\beta = 0.010$) that shows efforts in ensuring supply chain stability to thermal power plants in the country. Topic 2 further illustrates the concerns associated with the lockdown in the country with the 'lights off' request by the Prime Minister (PM) of India. The PM had nudged to the people to voluntarily switch off their lights for 10 minutes on April 5, 2020, as solidarity to frontline workers. It raised concerns of grid stability ($\beta = 0.017$) and power adequacy ($\beta = 0.005$). Power adequacy was also discussed through policy releases on renewable energy projects continuity even during the national

lockdown (see Topic 4, table 4). It can have a nudging impact on the post-COVID energy policies on decarbonisation and climate change mitigation.

Social justice in the wake of coronavirus pandemic is a critical policy focus point. Nudges included social security of migrant workers, labourers and women-led self-help group (see Fig 3). Particular guidelines were released for the person with a disability (see Table 4, Topic 1, $\beta = 0.032$) and migrant workers stuck in cities amidst the nationwide lockdown ($\beta = 0.027$). Topic 2 further illustrates the social protection policies for the tribal communities. They were affected by the national lockdown and its impact on their livelihood-based on Non-Timber Forest Products ($\beta = 0.022$). Special fiscal packages were planned for the self-help group (SHG) run by rural women (see Topic 2, $\beta = 0.022$).

Ministry of Home Affairs and Ministry of Defence are the institutions that deal with national security and peacekeeping. In this study, we combined the press releases of both the ministries as 'Home Affairs' (see Table 1) as they have been working in tandem governing the national lockdown rules in the wake of coronavirus pandemic. Fig 3 shows the high-frequency words from the home affairs. It exhibited ensuring the supply of essential commodities, ensuring lockdown governance, surveillance measures and quarantine facilities as highlighted words. Ten topic models were extracted using LDA, as illustrated in Table 5.

Table 4. Topic extracted by LDA for Home Affairs

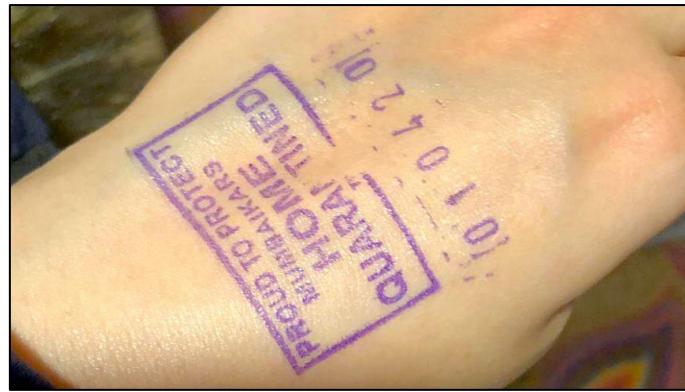
Home Affairs							
Topic 1	Prob. (β)	Topic 2	Prob. (β)	Topic 3	Prob. (β)	Topic 4	Prob. (β)
India	0.140	SupplyChain	0.100	Government	0.080	Lockdown	0.082
Cadet	0.110	AirDrop	0.059	Lockdown	0.070	Surveillance	0.065
Support	0.060	Medical	0.030	National	0.065	Drones	0.060
Border	0.055	AirForce	0.025	Restrictions	0.050	DRDO	0.040
DRDO	0.053	Defence	0.018	Surveillance	0.045	Containment	0.034
Topic 5	Prob. (β)	Topic 6	Prob. (β)	Topic 7	Prob. (β)	Topic 8	Prob. (β)
Spread	0.075	Provide	0.121	Tablighi	0.170	Airport	0.160
Hand	0.065	SupplyChain	0.110	Delhi	0.152	Surveillance	0.070
Person	0.061	Governance	0.093	Spike	0.100	Borders	0.055
Devices	0.057	EssentialItems	0.073	Lockdown	0.090	Passenger	0.053
PPE	0.050	Railways	0.050	Religious	0.051	Checkpoint	0.050
Topic 9	Prob. (β)	Topic 10	Prob. (β)				
DRDO	0.100	Defence	0.098				
R&D	0.066	Hospital	0.064				
Masks	0.060	Ventilator	0.061				
PPE	0.056	Navy	0.060				
CriticalCare	0.053	Airforce	0.056				

Topic 1 (see Table 5) illustrates the actions taken by the Indian defence in increasing surveillance of the borders ($\beta = 0.055$) and the involvement of Defence Research and Development Organisation (DRDO) ($\beta = 0.053$). Similarly, topic 2 shows the involvement of the Indian Air Force (IAF) ($\beta = 0.025$) in ensuring the supply chain ($\beta = 0.100$) of essential items amidst national lockdown. IAF planes were used to transport medicines, PPE, masks and life-saving devices across the nations (see Table 5). The Ministry of Home Affairs (MHA) is the decision-making body on ensuring lockdown and national security are maintained in the wake of the pandemic. Nudging was around extensive surveillance and ensuring public follow the restrictions (see Topic 3, table 5). The DRDO was also involved in extensive research and development of containment equipment ($\beta = 0.034$). It included scaling up the technology for the use of aerial drones for surveillance ($\beta = 0.065$). There was also extensive use of spatial mapping technologies for contact tracing amidst national lockdown.

The MHA was also extensively involved with the manufacturing sector to design and develop low-cost ventilators, PPE, sanitisers and masks (see Topic 5 and Topic 6, Table 5). Extensive nudging was done to ensure that the government was actively involved in delivering essential items by engaging with the supply chain of Indian Railways (see Topic 6). Moreover, amidst the national lockdown, spikes in coronavirus cases were observed in New Delhi due to religious gathering (Tablighi Jamaat congregation), the MHA had to tighten up surveillance and increase the nationwide contact tracing (see Topic 7). This event was speculated as to India's worst coronavirus vector (36).

Besides, MHA ensured surveillance at the airports and international borders and were the first responders during the early stage of the pandemic in the country (see Topic 8). It used nudging at the airport to ensure travellers maintain a 14-day home quarantine by stamping people with 'Home Quarantine' on forearms (see Box 2).

Box 2. 'Home quarantined' stamp for travellers as nudging for self-isolation (source: (37))



Furthermore, Topic 9 and Topic 10 (see Table 5) indicated the efforts made in ensuring the availability of critical care infrastructure and PPE in remote parts of the country using National Cadet Corps (NCC). The National Cadet Corps, a Tri-Services Organisation, comprising the Army, Navy and Air Wing, engaged in grooming the youth of the country into disciplined and patriotic citizens. The cadets were deployed for various duties like traffic management, supply chain management, preparation and packaging of food items, distribution of food and essential items, queue management, social distancing, operating control centres and CCTV control rooms. Besides, NCC cadets were sensitising the public against COVID-19 by sending messages (as nudges) on social media platforms like Twitter, Instagram and WhatsApp, etcetera. They further enhanced the mental and social protection of migrant workers and people living in hyperdense settlements like slums by leveraging ICTs (38). Besides, the MHA worked closely with the Ministry of Finance to plan 'Economic Distress Relief Package' that involves instant relief in the form of providing a slew of measures that will ensure food grain and other essential as well as financial assistance to disadvantaged sections of the society.

The surveillance in urban areas was done using smart technologies (see Fig 3) that included drones, spatial analysis, low-power Bluetooth mobile phone applications and humanoid robots (39). The Smart City program of India (40) has been leveraged as critical vantage points in the COVID-19 fight by the Ministry of Housing and Urban Affairs (MoHUA) (41). For example, helium balloon attached with cameras for surveillance on lockdown violators were used in the Vadodara Smart City,

Gujarat. A COVID-19 War Room at Bengaluru was established to enable real-time data-driven decision-making using a single dashboard. Similarly, tele-video consultation facilities were launched in Agra to enable E-Doctor Service for the local population (41). See Table 6 for the topics extracted by LDA concerning urban policies.

Table 5. Topic extracted by LDA concerning urban sector

Urban							
Topic 1	Prob. (β)	Topic 2	Prob. (β)	Topic 3	Prob. (β)	Topic 4	Prob. (β)
Virus	0.050	Smart	0.021	Quarantine	0.028	Various	0.030
Track	0.030	Technology	0.015	Monitor	0.035	Technologies	0.040
Spread	0.070	Surveillance	0.030	Dashboard	0.030	Public	0.030
Public	0.040	Control	0.048	Citizen	0.040	Identify	0.045
Monitor	0.050	City	0.180	App	0.100	City	0.040
Topic 5	Prob. (β)	Topic 6	Prob. (β)	Topic 7	Prob. (β)		
Vehicles	0.075	Sanitise	0.030	Track	0.004		
Spatial analysis	0.065	Monitor	0.036	Smart	0.003		
Municipal	0.061	Mobile	0.040	GIS	0.003		
Government	0.057	Essential items	0.050	Near-me	0.005		
City	0.050	Citizens	0.110	Urban	0.003		

Box 3. (a) A drone used by police to monitor activities of people and spread awareness announcements; (b) A motorist rides through a disinfection tunnel (source: (41,42))



The significant policy nudges were on requesting the public to comply with the strict quarantine rules using drones and smart surveillance technologies (see Table 6 and Box 3a). Nudging was also on the use of COVID-19 contact tracing apps, and GIS-based methods for monitoring quarantined public at a municipality level. Special attention was given to the routine solid waste collection, transportation and disposal activities along with cleaning and scrapping were carried out efficiently to keep the cities clean. In few highly dense urban centres, disinfection tunnels were installed (see Box 3b) with facilities of thermal screening by taking temperature. Pedestal operated

hand-wash and soap dispenser, mist spray of sodium hypochlorite solution and hand dryer facility.


The topic extracted in table 6 compiles all these measures to control the spread of COVID-19.

The transportation sector played a critical role in maintaining the supply chain of essential items. Fig 3 shows the high-frequency words in the transportation sector that includes freight transport, railways, shipping and road and highways. The topics extracted by LDA is illustrated in table 7 with the policy nudges in the transportation sector in the wake of coronavirus pandemic in India.

Table 6. Topic extracted by LDA in the transport sector

Transport				
Topic 1	Prob. (β)	Topic 2	Prob. (β)	Policy nudges
India	0.160	Train	0.100	Indian railways played a major role in ensuring supply chain of essential items are operated in business-as-usual conditions amidst the national lockdown. Extensive nudging was done by the Ministry of Railways ensuring public that all there won't be any food or medicine shortage. It was repeatedly done to reduce public hysteria and mass panic.
Lockdown	0.150	People	0.059	
Supply	0.100	Railway	0.030	
Medical	0.050	SupplyChain	0.025	
Railway	0.080	Lockdown	0.018	
Topic 3		Topic 4		
Issue	0.070	Railway	0.160	Nudges were by the railway factories where they started to produce PPE and masks to curb national shortage for frontline workers. Railways rerouted several long-distance trains to support remote hospitals with lifesaving equipment and PPE.
Needy	0.065	Commodity	0.060	
Zone	0.055	Masks	0.050	
Health	0.050	PPE	0.050	
Hospital	0.048	Factory	0.040	
Topic 5		Topic 6		
Supply	0.095	Passenger	0.100	During lockdown, supply chain of essential commodities was maintained through freight carriers by road and railways. Old trains were converted to isolation wards using frugal innovation in the wake of exponentially rising coronavirus cases (see Box 4).
Freight	0.090	Effort	0.100	
Lockdown	0.075	Wagon	0.080	
Load	0.060	Makeshift	0.076	
Carry	0.050	Cabin	0.060	
Topic 7		Topic 8		
UDAAN	0.200	Flights	0.250	The Ministry of Civil Aviation operating cargo planes with passenger airlines, Indian Navy and Indian Airforce to deliver medicine and testing kits to remotest part of the country. Public nudging was done through the term 'Lifeline UDAAN' indicating the aforementioned flights supplying essential items.
Flights	0.100	Provide	0.050	
Emergency	0.055	Navy	0.030	
AirForce	0.040	Emergency	0.020	
Medical	0.030	Shelter	0.011	
Topic 9				
Port	0.110			The Ministry of Shipping started 100% surveillance by installing thermal screening, detection and quarantine systems immediately for disembarking Seafarers or Cruise Passengers. Safety procedures were made compulsory while handling cargo at ports.
Shipping	0.100			
Cargo	0.075			
Covid	0.070			
Screening	0.056			
Topic 10				
Railway	0.300			Railways nudged public by issuing 100% refund on cancellation of tickets to discourage travel in the wake of covid-19 pandemic. In addition, they removed all senior citizen benefits and concessions to discourage ticket sales.
Refund	0.080			
Tickets	0.050			
Senior	0.045			
Citizen	0.030			

Box 4. Indian Railways converted old trains into isolation wards (source: (43))



In the wake of coronavirus, the Government of India consistently nudged the scientific community of India to fight the pandemic by launching a series of funding through the Department of Science and Technology (DST). Policy design relied on evidence-based decision-making. High-frequency keywords concerning Science and Technology (S&T) sector is illustrated in Fig 3. The topics extracted by LDA on S&T is illustrated in Table 8.

Table 7. Topic extracted by LDA for the Science and Technology (S&T) sector

Science and Technology				
Topic 1	Prob. (β)	Topic 2	Prob. (β)	Policy nudges
Develop	0.110	Test	0.150	Policy nudges were on the development of affordable rapid testing kits, PPE, medical devices and infection preventive technologies. Office of the Principal Scientific Advisor to the Government of India extensively nudged public to adopt homemade masks and adhere to frequent hand washing to curb the spread of coronavirus (44).
Health	0.070	Mask	0.120	
Facility	0.050	DST	0.040	
Time	0.030	Patients	0.050	
Rapid	0.028	Hand wash	0.060	
Topic 3		Topic 4		
India	0.160	Technology	0.160	Private sector R&D institutions and industry were nudged to join the fight against covid-19. Government urged them to develop highly scalable technologies and testing kits to ramp up national testing. Use of technology to ensure strict lockdown was also nudged by DST.
Covid	0.080	NIV	0.050	
Technology	0.040	Hospital	0.050	
Effort	0.040	Help	0.030	
Industry	0.040	Proposal	0.030	
Topic 5		Topic 6		
Research	0.120	Science	0.120	R&D of low-cost rapid testing kits were nudged from the Office of the Principal Scientific Advisor to the Government of India. Extensive nudging was also done to the public to install a government approved contact tracing app called 'AarogyaSetu'. Call for research proposals and innovation challenges were launched to fight coronavirus.
Solution	0.090	AarogyaSetu	0.090	
Diagnostickit	0.050	Innovation	0.070	
Patient	0.050	Funding	0.050	
Covid	0.030	Vaccine	0.030	
Topic 7				
Infection	0.110			The DST also nudged micro, small and medium scale industries (MSMEs) and rural enterprises to produce large-scale PPE and masks. It was done to ramp up the PPE, masks and sanitiser production in rural areas that could keep the economy running.
Research	0.060			
Development	0.060			
PPE	0.040			
Masks	0.030			

The National Institute of Virology (NIV) was at the forefront of testing, which provided the technical guidance for testing labs across the country (see Table 8). Academic and research institutions were encouraged to submit competitive interdisciplinary research proposals to focus on the development of affordable diagnostics, vaccines, antivirals, disease models, and other R&D to study COVID-19 (see Table 8).

Scientific innovation during this period includes robots for encouraging social distancing in public spaces and healthcare centres (see Box 5). A contact tracing app (AarogyaSetu) using GPS and Bluetooth to inform people when they are at risk of exposure to COVID-19. Low-cost, easy-to-use, and portable ventilators that can be deployed even in rural areas of India. To nudge people into using the application was provided by frequent reminders through SMS. Innovations were also done in ensuring public-space hygiene through the development of water-based sanitiser disinfectant and technology to dispense ionised water droplets to oxidise the viral protein (45). The DST set up a task force to map technologies developed by start-ups related to COVID-19. It is funding start-ups to develop relevant innovations such as rapid testing for the virus (see Table 8). The national government launched the COVID-19 solution challenge on March 16 that invited innovators to offer ideas and solutions for tackling the pandemic. It was a policy nudge on crowdsourcing ideas that encouraged public and the start-up ecosystem to contribute to this fight. BreakCorona is one such crowdsourced initiative that received 1,300 ideas and 180 product solutions within two days of launch (45). An online crowdsourced portal called Coronasafe-Network, was also set-up by volunteers to provide real-time open-source, public platform containing details on COVID-19 precautions, tools and responses which serves as a useful starter-kit for innovators (45).

Box 5. Robot dispensing sanitiser in isolation wards in a hospital in Chennai, India (source: (46))



Table 8. Topic extracted by LDA for health sector

Health							
January							
Topic 1	Prob. (β)	Topic 2	Prob. (β)	Topic 3	Prob.(β)	Topic 4	Prob.(β)
Report	0.035	Preparedness	0.032	Health	0.058	Health	0.040
China	0.022	Report	0.023	Ministry	0.058	Screening	0.020
nCoV	0.021	Travel	0.020	Airport	0.040	Restriction	0.020
Passenger	0.020	Review	0.020	Review	0.030	Airport	0.018
Airport	0.019	Ministry	0.020	Screening	0.020	China	0.015
February							
Topic 1		Topic 2		Topic 3		Topic 4	
Health	0.070	Passenger	0.045	Advisory	0.043	Travel	0.045
Travel	0.050	Health	0.042	Government	0.040	Restrictions	0.040
China	0.050	State/UT	0.038	Screen	0.035	Passenger	0.032
Welfare	0.040	Airport	0.032	Flights	0.030	Surveillance	0.031
Screening	0.030	nCoV	0.030	nCoV	0.028	International	0.030
March							
Topic 1		Topic 2		Topic 3		Topic 4	
India	0.052	Passenger	0.065	Country	0.070	Test	0.054
Health	0.051	Screening	0.050	Ministry	0.055	PPE	0.050
Safety	0.040	Travel	0.050	Health	0.042	Healthcare	0.045
Hospital	0.038	Restriction	0.040	ICMR	0.040	Management	0.040
Preparedness	0.020	Health	0.038	Research	0.038	Lockdown	0.035
April							
Topic 1		Topic 2		Topic 3		Topic 4	
Ministry	0.080	Management	0.075	Health	0.075	Country	0.080
Lockdown	0.048	PM	0.038	Briefing	0.063	Masks	0.030
Social distancing	0.045	Essential	0.035	PPE	0.030	Pandemic	0.025
Hospital	0.030	Medicine	0.030	Testing	0.025	Testing	0.022
Testing	0.028	Testing	0.025	Quarantine	0.020	Hygiene	0.020

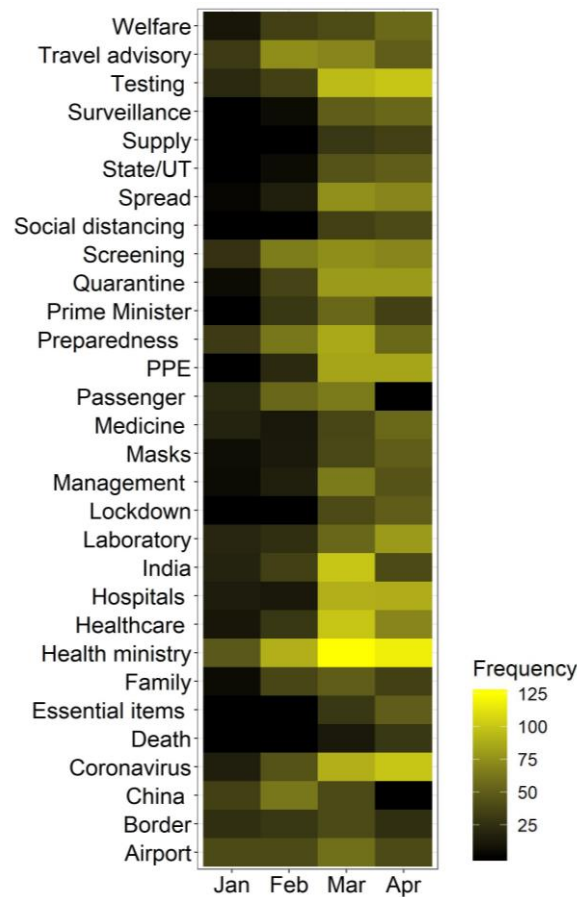


Fig 4. Temporal high-frequency word dynamics in the health policy in the wake of COVID-19 in India.

Table 9 shows the topic extracted by LDA in the health sector between January to April. The results show that in January, the policy nudges were in evaluating the risk of incoming travellers coming from China and extending surveillance at international airports. High-frequency words associated with such nudges can be seen in Fig 4. The change in policy narratives of the health ministry can be seen with the spread of infection in the country (see February, Table 9). The nudges were on enhancing thermal screening at airports of international arrivals and imposing travel restriction (see Fig 4).

Furthermore, topics extracted for February also indicates the beginning phase off restrictions such as advisory on social distancing and frequent hand washing as a possible preventive measure of towards COVID-19 infection (see Table 9). In additions, the Ministry of Health & Family Welfare (MoHFW) began extensive nudging states and union territories of India to follow norms on social

distancing and thermal screening of international travellers. More travel restrictions were imposed for China, Iran, Spain and Italy.

By March, the policy narratives shifted to imposing hard restrictions on travel, and people were discouraged from visiting crowded and public spaces. Strict social distancing nudges were being imposed as reactive policy. At the same time, MoHFW began to increase testing capacity across the country and on March 25, 2020, Phase 1 of lockdown began. People were nudged constantly during this phase to strictly adhere to the lockdown rules, use masks and wash hand frequently. Manufacturing units were asked to produce PPE, hand sanitiser and masks to meet the national demand (see Table 9, March). The Indian Council of Medical Research (ICMR) was the nodal agency for coordinating with press and MoHFW concerning the development regarding COVID-19 pandemic. It started daily briefing on government policies and preparedness on fighting coronavirus (see March, Table 9 and Fig 4).

The policy nudges for April was centred towards strengthening the COVID-19 specific healthcare requirements. Increasing the number of testing done per 1000 people was one of the significant agenda along with the social distancing measures. This phase was also marked by innovation in indigenous science and technology for empowering frontline working to fight COVID-19 (see Table 8 and Table 9). During this period, policy nudges were also towards ensuring food security and availability of essential items and medicines across the nation (see Fig 4). Masks were made compulsory at public spaces across the nation (see Table 9, April and Fig 4).

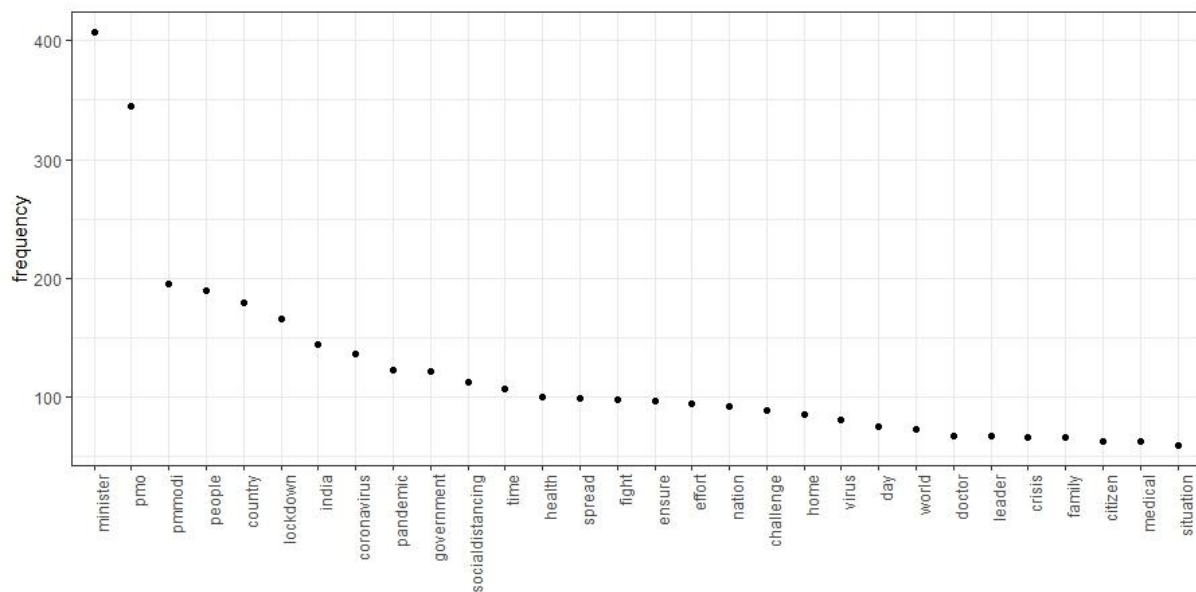


Fig 5. Keyword distribution for Prime Minister's Office

Prime Minister's Office (PMO) was at the forefront of the fight against coronavirus, the high-frequency words are illustrated in Fig 5. Prime Minister Narendra Modi's nudges were driving the COVID preparedness, action and mitigation strategies in the country. His frequent public appearance was the most significant factor that created nudges in keeping a country of 1.3 billion people under strict lockdown and social distancing measures (see Table 10). In this process, the PMO spearheaded the creation of 'Prime Minister's Citizen Assistance and Relief in Emergency Situations Fund' (PM CARES Fund) for dealing with emergency or distress situation like posed by Covid-19 pandemic. PM-CARES was created to nudge the public into micro-donations and show the strength of public participation to mitigate any issue. Most of the nudges were in the form of social media advertisements, SMS forwards and repeated reminders through broadcasting media.

The PMO was created 'Covid-19 Economic Response Task Force' to deal with the economic challenges caused by the pandemic. Prime Minister (PM) also nudged the business community and higher-income groups to look after the economic needs of those from lower-income groups, from whom they take various services, urging them not to cut their salary on the days they are unable to render the services due to inability to come to the workplace. PM stressed on the importance of humanity during such times (47). The topics extracted by LDA on PMO is illustrated in Table 9.

Table 9 Topic extracted by LDA for Prime Minister's Office

Prime Minister's Office				
Topic 1	Prob. (β)	Topic 2	Prob. (β)	Policy nudges
Country	0.250	Step	0.100	PM nudged the citizens of India to join the fight against coronavirus and stand up to the challenge in solidarity with the frontline workers. The nudges were on building mental strength as an Indian citizen and set examples of humanity. PM urged the people of India to be proud of the frontline workers and support the cause by donating it to PM-CARES.
PM Modi	0.160	Citizen	0.080	
India	0.150	Family	0.079	
Coronavirus	0.080	Challenge	0.075	
Ministry	0.050	Medical	0.060	
Topic 3		Topic 4		
PMO	0.160	People	0.160	PM assured the nation on economic policy in challenging times. He announced a USD 23 billion support measure for the welfare of the people of India. His nudges were also to higher income group and the business community to the economic needs of those from lower-income groups. In this effort, PM also nudged the leaders from various countries, especially SAARC, G-20, and BRICS nations to contribute to joint funding for fighting covid19 in South-East Asia.
Economic	0.080	World	0.050	
Crisis	0.040	Meet	0.050	
Impact	0.040	Fund	0.030	
PM-CARES	0.040	International	0.030	
Topic 5		Topic 6		
Pharma	0.120	AYUSH	0.120	PM nudged the pharma sector to maintain a regular supply of medicines and medical equipment. He urged the pharma industry and the broader scientific community of India to work on diagnostic kits and possible vaccine agent for coronavirus. He nudged them that it is essential to maintain the supply of essential medicines and prevent black marketing and hoarding. Besides, PM also nudged the general public to install the AarogyaSetu contact tracking app and improve wellbeing and general immunity through Ayurveda. He promoted #YogaAtHome to de-stress the mind and strengthen the body during this challenging phase.
Solution	0.090	AarogyaSetu	0.090	
Science	0.050	Handwash	0.070	
Pandemic	0.050	Mask	0.050	
Innovation	0.030	Wellbeing	0.030	
Topic 7		Topic 8		
Social distancing	0.080	Frontline	0.200	PM thanked the medical fraternity for its selfless service to the nation as the frontline defence against coronavirus. He assured that the security of frontline workers is of utmost importance, and the government will take every step to protect them. He nudged the state and union territories to step up their governance in the fight towards COVID-19 by assuring strict lockdown and social distancing measures.
Lockdown	0.060	Medical	0.160	
Fight	0.150	Workers	0.110	
State/UT	0.090	Security	0.050	
Governance	0.070	Law	0.050	

4. Discussion

We studied the reactive public policies in India in the wake of coronavirus pandemic through topic modelling using LDA. The reactivity of public policies across the policy sectors (see Table 1) was done through the lens of nudge theory. The extracted topic models (TM) by an unsupervised machine learning method called Latent Dirichlet Allocation (LDA) aided in gaining deeper insights into the nudges made by various policymaking bodies (illustrated through Table 4 to Table 9). Besides, we have analysed the high-frequency words (see Fig 3) to have a better bird's eye view of the public policy focus points in the wake of COVID-19 in India.

High probability (β) words across 14 policy sectors (see Table 1) illustrated the heuristics of policymaking in containing the virus spread. The extraction of heuristics revealed that commonalities

in policy nudges were on enforcing lockdown rules, improving surveillance and encouraging the public to wear masks and wash hands frequently. Sector-specific heuristic focussed on maintaining equilibrium within the sector. For example, in the agriculture sector, a critical nudge on allowing the harvest of winter crops for food security amidst lockdown (see Table 4, Agriculture and Food, Topic 1). Heuristics were also extracted in the traditional medicine and well-being sector, that nudged people with #YogaAtHome and Ayurveda for immunity boosting (see Box 1). These nudges were also towards promoting a healthier lifestyle through traditional medicines and practices, that will be important even in post-COVID scenarios.

The public policy nudges in the chemical sector were on ensuring drug surplus, whereas more nudges were given to the industry to fulfil the shortage of medical devices and ventilators. Preservation of the medical supply chain was a critical heuristic. However, the coronavirus pandemic further created a demand for an efficient supply chain of personal protective equipment (PPE), sanitiser and masks (see Table 4, Chemicals). In doing so, new heuristics were added by nudging rural micro, small and medium enterprises (MSMEs) to join the fight against coronavirus by mass-producing PPE and masks. It had critical social justice implications, especially in rural areas where women-led self-help groups are the primary workforce in such MSMEs (see Table 4, social justice). Nudges on the use of AYUSH-based herbal and traditional products also catered to this rural SME ecosystem which is critical for the survival of the economy in the pandemic.

Besides, the populist Prime Minister (PM) frequently nudged the nation on staying at home, adhering to lockdown rules, improving immunity through yoga and Ayurveda and contributing to the PM-CARES fund (see Table 9). A herd effect was created through such nudges where public participation and micro-donations led the fight against Covid-19. Similar nudges for micro-donations through herd effect was also seen in other critical sectors like the manufacturing, commerce, power, construction and pharma.

Topic extractions also showed herd effect-based policies in the education sector, especially with a higher emphasis on online learning and #StayHomeWithBooks initiatives by the Ministry of Human Resource Development (see Table 4, MHRD). Public broadcasters began to air 80s epic Hindu-epic for herd effect on staying at home with family. Nudges through ‘nostalgia’ was a significant reactive policy step by the Ministry of Information and Broadcasting (see Table 4. Electronics & IT) to motivate self-isolation. Reactive policies were also seen in the urban sector that nudged municipal authorities to leverage smart technologies like drones for disinfection and surveillance, GIS-platforms and contact tracing apps (see Table 5 and Box 3).

A herd-effect was also created in the science and technology (S&T) community of India through funding R&D of diagnostic kits, disinfectant coating, crowdsourcing ideas and innovation challenges (see Table 7). Health sector policies focused on aggressive nudging the public to wear homemade masks, maintain social distancing and adhere to hand hygiene rules (see Table 8). The herd-effect was on sensitising people on the severity of Covid-19 transmission for 1.3 billion people.

The Indian Railways acted as a lifeline in ensuring the resilience of the supply chain of essential goods and rapid infrastructure development by converting old trains into isolation wards (see Box 4 and Table 6). Similarly, the Ministry of Defence and Ministry of Civil Aviation showed reactive policies through joint operations on-air delivery of essential medicine and devices through ‘Lifeline UDAAN’ mission (see Table 6). It created a herd effect on food and medicine security amongst the public that in turn prevented from hoarding on to essential goods. A critical heuristic in ensuring public follows the national lockdown norms that enabled the efforts of Ministry of Home Affairs (see Table 4).

Our LDA application identifies the herd-effects and policy nudges that can aid in lockdown easement planning, as aforementioned. Similar nudge-based policy approach is especially crucial in a democracy in India with a vast demographic and geo-spatial divide.

5. Conclusion

This study showed an application of topic modelling for public policy. Our application of LDA on government press releases extracted topics across core policy sectors in India that acted as critical nudges in the wake of coronavirus. Use of LDA in such media-data based policy analysis showed its strength in extracting topics that have high concordance with the broader narrative of the government. Our analysis showed that these narratives and nudges created herd effects that motivated the nation of 1.3 billion people to stay home during the national lockdown, even with high economic and social costs.

The integration of computational social science tools like the LDA for identifying nudges for channelising public behaviour through reactivity of public policy in the wake of coronavirus outbreak expands the scope of machine learning and AI for public policy applications. From a behavioural public policy perspective, the stochastic interpretation of the topic models through LDA derived critical policy heuristics that must be leveraged during the lockdown easing planning. We believe we are the first in applying LDA to account the reactivity of Covid-19 induced public policy at multi-sectoral scale. The key conclusions that can be drawn from this study are:

- The use of rigorous media campaigns primarily generated the herd behaviour for successful containment of COVID-19, frequent reminders through SMS, publicising data-driven risk maps generated from innovation grants, public reassurances by the medical community and invoking the feeling of nationalism and solidarity.
- Most of the interventions were targeted to generate endogenous nudges by using external triggers which potentially produces lasting desired behaviour in repeat settings (i.e. repeated broadcasting of information through multi-media channel) and hence can be applied in toto for future challenges.
- Prime Minister's frequent public appearances and assurances nudged in creating the herd effect across pharma, economic, health and public safety sectors that enabled strict national lockdown.

It created a herd effect of public participation and micro-donations to the PM-CARES fund to fight the pandemic.

- Successful herd effect nudging was observed around the public health sector (e.g., compulsory wearing of masks in public spaces; Yoga and Ayurveda for boosting immunity), transport sector (e.g., old railway coaches converted to isolation wards), micro, small and medium enterprises (e.g., rapid production of PPE and masks for frontline workers), science and technology sector (e.g., the rapid development of indigenous diagnostic kits, use of robots and nano-technology to fight infection), home affairs (e.g., people adhering to strict lockdown rules even at high economic distress), urban (e.g., drones, GIS-mapping, crowdsourcing) and education (e.g., work from home and online learning).
- Similar nudging-based approach to the public policy during lockdown easement planning can aid in the smooth yet staggered transition to normalcy. It can even provide a way forward for reviving the economy and climate change mitigation goals.
- LDA can extract topics that have high concordance to nudges making it a suitable tool to study reactivity of behavioural public policies.

While this study showed the application of topic models in reactive public policy analysis, the inherent limitations of unsupervised topic modelling remain in the analysis. It interprets the topic models sensitive to the viewpoint of the analysts. Besides, the official press releases used in this study as the primary dataset may contain confirmatory biases, removal of such biases was beyond the scope of this study. Moreover, the press releases in the Press Information Bureau platform lacked granularity as they are intended for informing the public and media. In our future work, we are exploring the detailed policy documents to improve the clarity of topic models by sector.

Acknowledgement

This study is supported by Bill & Melinda Gates Foundation through the Gates Cambridge Scholarship under the Grant no. [OPP1144] at the University of Cambridge, awarded to RD. Any opinion, findings and/or conclusion are that of the authors and do not necessarily reflect the views of the funding bodies or affiliated organisations.

Author Contributions

All authors have contributed equally.

Reference

1. PIB. Text of PM's address to the nation on Vital aspects relating to the menace of COVID-19 [Internet]. online. 2020 [cited 2020 Apr 29]. Available from: <https://pib.gov.in/PressReleasePage.aspx?PRID=1607995>
2. ET. World's biggest lockdown may have cost Rs 7-8 lakh crore to Indian economy. online [Internet]. Apr; Available from: <https://economictimes.indiatimes.com/news/economy/finance/worlds-biggest-lockdown-may-have-cost-rs-7-8-lakh-crore-to-indian-economy/articleshow/75123004.cms>
3. Yeung K. 'Hypernudge': Big Data as a mode of regulation by design. *Inf Commun Soc*. 2017;20(1):118–36.
4. Gol. Press Information Bureau [Internet]. online. 2020 [cited 2020 Apr 29]. Available from: <https://pib.gov.in/allRel.aspx>
5. Griffiths TL, Steyvers M. Finding scientific topics. *Proc Natl Acad Sci U S A*. 2004;101(SUPPL. 1):5228–35.
6. Blei DM, Ng AY, Jordan MI. Latent Dirichlet Allocation. *J Mach Learn Res*. 2003;3(4–5):993–1022.
7. Roberts ME, Stewart BM, Tingley D. Navigating the Local Modes of Big Data: The Case of Topic Models. In: Alvarez RM, editor. *Computational Social Science*. Cambridge, England: Cambridge University Press; 2016. p. 51–97.
8. Grimmer J, Stewart BM. Text as data: The promise and pitfalls of automatic content analysis methods for political texts. *Polit Anal*. 2013;21(3):267–97.
9. Balasubramanyan R, Cohen WW, Pierce D, Redlawsk DP. Modeling polarizing topics: When do different political communities respond differently to the same news. *ICWSM 2012 - Proc 6th Int AAAI Conf Weblogs Soc Media*. 2012;18–25.
10. Song M, Kim MC, Jeong YK. Analyzing the political landscape of 2012 korean presidential election in twitter. *IEEE Intell Syst*. 2014;29(2):18–26.
11. Zirn C, Stuckenschmidt H. Multidimensional topic analysis in political texts. *Data Knowl Eng [Internet]*. 2014;90:38–53. Available from: <http://dx.doi.org/10.1016/j.datak.2013.07.003>

12. Yao F, Wang Y. Tracking urban geo-topics based on dynamic topic model. *Comput Environ Urban Syst* [Internet]. 2019;79(August 2019):101419. Available from: <https://doi.org/10.1016/j.compenvurbsys.2019.101419>
13. Debnath R, Bardhan R, Darby S, Mohaddes K, Coelho AC V., Isa A, et al. Energy Justice, Built Environment and Poverty: A Deep-narrative Analysis of Energy Cultures in Brazil, India and Nigeria for Policy Modelling. *engrxiv* [Internet]. 2020;March:1–27. Available from: <https://engrxiv.org/8mf46/>
14. Walker RM, Chandra Y, Zhang J, van Witteloostuijn A. Topic Modeling the Research-Practice Gap in Public Administration. *Public Adm Rev*. 2019;79(6):931–7.
15. Yano T, Cohen WW, Smith NA. Predicting response to political blog posts with topic models. *NAACL HLT 2009 - Hum Lang Technol 2009 Annu Conf North Am Chapter Assoc Comput Linguist Proc Conf*. 2009;(June):477–85.
16. Törnberg A, Törnberg P. Muslims in social media discourse: Combining topic modeling and critical discourse analysis. *Discourse, Context Media* [Internet]. 2016;13:132–42. Available from: <http://dx.doi.org/10.1016/j.dcm.2016.04.003>
17. Wang Y, Taylor JE. DUET: Data-Driven Approach Based on Latent Dirichlet Allocation Topic Modeling. *J Comput Civ Eng*. 2019;33(3).
18. Tang H, Shen L, Qi Y, Chen Y, Shu Y, Li J, et al. A multiscale latent dirichlet allocation model for object-oriented clustering of VHR panchromatic satellite images. *IEEE Trans Geosci Remote Sens*. 2013;51(3):1680–92.
19. Li Y, Rapkin B, Atkinson TM, Schofield E, Bochner BH. Leveraging Latent Dirichlet Allocation in processing free-text personal goals among patients undergoing bladder cancer surgery. *Qual Life Res* [Internet]. 2019;28(6):1441–55. Available from: <http://dx.doi.org/10.1007/s11136-019-02132-w>
20. Moor N. ldatuning: Tuning of the Latent Dirichlet Allocation Model Parameters: R package version 0.2.0 [Internet]. 2019 [cited 2019 Nov 27]. p. 4. Available from: <https://cran.r-project.org/web/packages/ldatuning/ldatuning.pdf>
21. Manning CD, Raghavan P, Schütze H. *Introduction to Information Retrieval* [Internet]. 1st ed. Cambridge, England: Cambridge University Press; 2009. 461 p. Available from: <https://nlp.stanford.edu/IR-book/pdf/irbookprint.pdf>
22. Silge J, Robinson D. *Text Mining with R: A Tidy Approach* [Internet]. 1st ed. Tache N, editor. Sebastopol, CA: O'Reilly Media; 2017. 194 p. Available from: <https://www.tidytextmining.com/>
23. Arun R, Suresh V, Veni Madhavan CE, Murthy Narasimha MN. On Finding the Natural Number of Topics with Latent Dirichlet Allocation: Some Observations. In: Zaki MJ, Xu Yu J, Ravindran B, Pudi V, editors. *Advances in Knowledge Discovery and Data Mining PAKDD 2010 Lecture Notes in Computer Science*. Hyderabad: Springer Berlin Heidelberg; 2010. p. 391–402.
24. Cao J, Xia T, Li J, Zhang Y, Tang S. A density-based method for adaptive LDA model selection. *Neurocomputing*. 2009;72(7–9):1775–81.
25. Deveaud R, Sanjaun E, Ballot P. Accurate and Effective Latent Concept Modeling for Ad Hoc Information Retrieval. *Doc Numérique*. 2014;61–84.
26. Grün B, Hornik K. topicmodels: An R Package for Fitting Topic Models. *J Stat Softw*. 2011;40(13):1–30.

27. Wickham H. ggplot2: Elegant Graphics for Data Analysis [Internet]. New York, NY: Springer-Verlag; 2016 [cited 2019 Nov 28]. Available from: <https://ggplot2.tidyverse.org/>
28. van Eck NJ, Waltman L. Citation-based clustering of publications using CitNetExplorer and VOSviewer. *Scientometrics*. 2017;111(2):1053–70.
29. Oliver A. Nudges. In: *The Origins of Behavioural Public Policy*. Cambridge: Cambridge University Press; 2017. p. 108–27.
30. Thaler RH, Sunstein CR. *Nudge: Improving Decisions About Health, Wealth, And Happiness*. New Haven: Yale University Press; 2008.
31. Van Deun H, van Acker W, Fobé E, Brans M. Nudging in Public Policy and Public Management: A scoping review of the literature. In: *PSA 68th ANNUAL INTERNATIONAL CONFERENCE* [Internet]. Cardiff; 2018. p. 1–27. Available from: [https://www.psa.ac.uk/sites/default/files/conference/papers/2018/VanDeun_vanAcker_Fobé_Brans_Nudging_Scoping Review.pdf](https://www.psa.ac.uk/sites/default/files/conference/papers/2018/VanDeun_vanAcker_Fobé_Brans_Nudging_Scoping%20Review.pdf)
32. BIT. The Behavioural Insight Team [Internet]. online. 2020 [cited 2020 May 1]. Available from: <https://www.bi.team/>
33. Yates T. Why is the government relying on nudge theory to fight coronavirus? [Internet]. *The Guardian*. 2020 [cited 2020 May 1]. Available from: <https://www.theguardian.com/commentisfree/2020/mar/13/why-is-the-government-relying-on-nudge-theory-to-tackle-coronavirus>
34. PIB. AYUSH reiterates immunity boosting measures for self-care during COVID 19 crises [Internet]. 2020 [cited 2020 May 3]. Available from: <https://pib.gov.in/PressReleasePage.aspx?PRID=1613129>
35. Bellman E. Coronavirus Lockdown Creates Captive Audience for '80s Show [Internet]. *Wall Street Journal*. 2020 [cited 2020 May 3]. Available from: <https://www.wsj.com/articles/coronavirus-lockdown-creates-captive-audience-for-80s-show-11588082808>
36. Bisht A, Naqvi S. How Tablighi Jamaat event became India's worst coronavirus vector [Internet]. *Aljazeera.com*. 2020 [cited 2020 May 3]. Available from: <https://www.aljazeera.com/news/2020/04/tablighi-jamaat-event-india-worst-coronavirus-vector-200407052957511.html>
37. Ancheri S. Photo of the Day: "Proud to protect..." quarantine stamps for passengers at Mumbai, Delhi, Bengaluru airports [Internet]. *Conde Nast Traveller*. 2020 [cited 2020 May 3]. Available from: <https://www.cntraveller.in/story/photo-day-proud-protect-quarantine-stamps-passengers-mumbai-delhi-bengaluru-airports/>
38. ET. States are making best use of technology to combat covid-19 [Internet]. online. 2020 [cited 2020 May 3]. Available from: <https://economictimes.indiatimes.com/news/politics-and-nation/states-are-making-best-use-of-technology-to-combat-covid-19-lav-agarwal/articleshow/75122855.cms>
39. Jeelani G. Coronavirus pandemic: India's Covid combat gets a tech tonic [Internet]. online. 2020 [cited 2020 May 3]. Available from: <https://www.indiatoday.in/mail-today/story/coronavirus-pandemic-indias-covid-combat-gets-a-tech-tonic-1666296-2020-04-13>
40. Ministry of Housing and Urban Affairs. Smart Cities Mission [Internet]. Web. 2020 [cited 2020 Apr 12]. Available from: <http://smartcities.gov.in/content/>

41. SNS Web. How India's Smart Cities are fighting against COVID-19 [Internet]. online. 2020 [cited 2020 May 3]. Available from: <https://www.thestatesman.com/business/how-indias-smart-cities-are-fighting-against-covid-19-1502877734.html>
42. Kulkarni S. Coronavirus: Centre strongly advises against spraying of disinfectants on people [Internet]. Deccan Herald. 2020 [cited 2020 May 4]. Available from: <https://www.deccanherald.com/national/coronavirus-centre-strongly-advises-against-spraying-of-disinfectants-on-people-827399.html>
43. Ramaprasad H. India has closed its railways for the first time in 167 years. Now trains are being turned into hospitals [Internet]. CNN. 2020 [cited 2020 May 4]. Available from: <https://edition.cnn.com/2020/04/05/asia/indian-railways-coronavirus-hospitals-intl-hnk/index.html>
44. PSA. Masks for Curbing the Spread of SARS-CoV-2 Coronavirus: A Manual on Homemade masks [Internet]. New Delhi, India; 2020. Available from: [http://164.100.117.97/WriteReadData/userfiles/FINAL MASK MANUAL.pdf](http://164.100.117.97/WriteReadData/userfiles/FINAL%20MASK%20MANUAL.pdf)
45. Sahasranamam S. India: how coronavirus sparked a wave of innovation [Internet]. online. 2020 [cited 2020 May 4]. Available from: <https://theconversation.com/india-how-coronavirus-sparked-a-wave-of-innovation-135715>
46. France24. Robots may become heroes in war on coronavirus [Internet]. online. 2020 [cited 2020 May 4]. Available from: <https://www.france24.com/en/20200409-robots-may-become-heroes-in-war-on-coronavirus>
47. PIB. PM at the helm of India's Fight against COVID-19 [Internet]. online. 2020 [cited 2020 May 4]. Available from: <https://pib.gov.in/newsite/PrintRelease.aspx?relid=200770>