

# Pika parsing: parsing in reverse solves the left recursion and error recovery problems

LUKE A. D. HUTCHISON, Massachusetts Institute of Technology

A recursive descent parser is built from a set of mutually-recursive functions, where each function directly implements one of the nonterminals of a grammar, such that the structure of recursive calls directly parallels the structure of the grammar. In the worst case, recursive descent parsers take time exponential in the length of the input and the depth of the parse tree. A *packrat parser* uses memoization to reduce the time complexity for recursive descent parsing to linear. Recursive descent parsers are extremely simple to write, but suffer from two significant problems: (i) left-recursive grammars cause the parser to get stuck in infinite recursion, and (ii) it can be difficult or impossible to optimally recover the parse state and continue parsing after a syntax error. Both problems are solved by the *pika parser*, a novel reformulation of packrat parsing using dynamic programming to parse the input *in reverse*: bottom-up and right to left, rather than top-down and left to right. This reversed parsing order enables pika parsers to directly handle left-recursive grammars, simplifying grammar writing, and also enables direct and optimal recovery from syntax errors, which is a crucial property for building IDEs and compilers. Pika parsing maintains the linear-time performance characteristics of packrat parsing, within a moderately small constant factor. Several new insights into precedence, associativity, and left recursion are presented.

CCS Concepts: • **Software and its engineering** → **Parsers**; • **Theory of computation** → *Grammars and context-free languages*.

Additional Key Words and Phrases: parsing, packrat parsing, recursive descent parsing, top-down parsing, bottom-up parsing, PEG parsing, PEG grammars, precedence, associativity, left-recursive grammars, parsing error recovery, memoization, dynamic programming

## ACM Reference Format:

Luke A. D. Hutchison. 2020. Pika parsing: parsing in reverse solves the left recursion and error recovery problems. *ACM Trans. Program. Lang. Syst.* 0, 0, Article 0 (August 2020), 27 pages. <https://doi.org/00.0000/0000000.0000000>

## 1 INTRODUCTION

### 1.1 Parsing generative grammars

Since the earliest beginnings of computer science, researchers have sought to identify robust algorithms for parsing formal languages [2, 3]. Careful work to establish the theory of computation provided further understanding into the expressive power of different classes of languages, the relationships between different classes of languages, and the relative computational power of algorithms that can parse different classes of languages [36].

Generative systems of grammars, particularly Chomsky’s context-free grammars (CFGs) [5] and Kleene’s regular expressions [23] became the workhorses of parsing for many data formats, and have been used nearly ubiquitously over several decades. However, inherent ambiguities and nondeterminism in allowable grammars increase the implementation

---

Author’s address: Luke A. D. Hutchison, [luke.hutch@alum.mit.edu](mailto:luke.hutch@alum.mit.edu), Massachusetts Institute of Technology.

---

Permission to make digital or hard copies of all or part of this work for personal or classroom use is granted without fee provided that copies are not made or distributed for profit or commercial advantage and that copies bear this notice and the full citation on the first page. Copyrights for components of this work owned by others than the author(s) must be honored. Abstracting with credit is permitted. To copy otherwise, or republish, to post on servers or to redistribute to lists, requires prior specific permission and/or a fee. Request permissions from [permissions@acm.org](mailto:permissions@acm.org).

© 2020 Copyright held by the owner/author(s). Publication rights licensed to ACM.

Manuscript submitted to ACM

Manuscript submitted to ACM

complexity or decrease the runtime efficiency of parsers for these classes of language [27, 38], due to parsing conflicts and/or exponential blowup in parsing time or space due to nondeterminism [23, 29].

## 1.2 Bottom-up parsers

Much early work in language recognition focused on *bottom-up parsing*, in which, as the input is processed in order, a forest of parse trees is built upwards from terminals towards the root. These parse trees are joined together into successively larger trees as higher-level *productions* or *reductions* are applied. This parsing pattern is termed *shift-reduce* [2]. Examples of shift-reduce parsers include early work on precedence parsers and operator precedence parsers [1, 4, 20, 24, 35], Floyd’s operator precedence parsers (which are a proper subset of operator precedence parsers) [15, 34], the later development of LR [25] and LALR (lookahead) [12] parsers, the more complex GLR parser [27] designed to handle ambiguous and nondeterministic grammars, and “recursive ascent” parsers [37]. Some parsers in this class run into issues with shift-reduce conflicts and/or reduce-reduce conflicts caused by ambiguous grammars; the GLR parser requires careful and complex data structure maintenance to avoid exponential blowup in memory usage, and to keep parsing time complexity to  $O(n^3)$  in the length of the input. Optimal error recovery in shift-reduce parsers can be complex and difficult to implement.

## 1.3 Top-down parsers

More recently, *recursive descent parsing* or *top-down parsing* has increased in popularity, due to its simplicity of implementation, and due to the helpful property that the structure of mutually-recursive functions of the parser directly parallels the structure of the corresponding grammar.

The Pratt parser [8, 33] is an improved recursive descent parser that combines the best properties of recursive descent and Floyd’s Operator Precedence parsing, and has good performance characteristics. However the association of semantic actions with tokens rather than rules in a Pratt parser makes the parser more amenable to parsing of dynamic languages than static languages [8].

Recursive descent parsers have suffered from three significant problems:

- (1) **Problem:** In the worst case, the time complexity of a naïve recursive descent parser scales exponentially in the length of the input, due to unlimited lookahead, and exponentially in the size of the grammar, due to the lack of termination of recursion at already-visited nodes during depth-first search over the Directed Acyclic Graph (DAG) of the grammar.

**Solution:** The discovery of *packrat parsing* reduced the worst case time complexity for recursive descent parsing from exponential to linear in the length of the input and the depth of the parse tree [31]. Packrat parsers employ memoization to avoid duplication of work, effectively breaking edges in the recursive descent call graph so that they traverse only a minimum spanning tree of the DAG-structured call graph of the parse, terminating recursion at the second and subsequent incoming edge to any recursion frame.

- (2) **Problem:** Without special handling [30], left-recursive grammars cause naïve recursive descent parsers to get stuck in infinite recursion, resulting in stack overflow.

**Prior progress:** It was found that direct or indirect left recursive rules could be rewritten into right recursive form (with only a weak equivalence to the left recursive form) [16], although the rewriting rules can be complex, especially when semantic actions are involved, and the resulting parse tree can diverge quite significantly from the structure of the original grammar, making it more difficult to create an abstract syntax tree from the parse

tree. With some extensions, packrat parsing can be made to handle left recursion directly [16, 18, 19, 41], although usually with loss of linear-time performance, which is one of the primary reasons packrat parsing is chosen over other parsing algorithms [41].

- (3) **Problem:** If there is a syntax error partway through a parse, it is difficult or impossible to optimally recover the parsing state to allow the parser to continue parsing beyond the error. This makes recursive descent parsing particularly problematic for use in Integrated Development Environments (IDEs), where syntax highlighting and code assist need to continue to work after syntax errors are encountered during parsing. Recursive descent parsers are also not ideal for use in compilers, since compilers ideally need to be able to show more than one error message per compilation unit.

**Prior progress:** Many efforts have been made to improve the error recovery capabilities of recursive descent parsers, for example by identifying synchronization points from which parsing can recover with some reliability [11], or by employing heuristic algorithms to attempt to recover after an error, yielding an “acceptable recovery rate” from 41% to 76% in recent work [10]. Up to and including this most recent state-of-art, optimal error recovery has resisted solution for recursive descent parsers.

#### 1.4 Dynamic programming parsers (chart parsers)

A chart parser is a type of parser suited to parsing ambiguous grammars [22]. Chart parsers avoid exponential blowup in parsing time arising from the nondeterminism of a grammar by reducing duplication of work through the use of memoization. Top-down chart parsers (such as packrat parsers) use memoized recursion, whereas bottom-up chart parsers more specifically use dynamic programming (Section 1.7). Chart parsers are comparable to the Viterbi algorithm [39], finding an optimal tree of paths through a directed acyclic graph (DAG) of all possible paths representing all possible parses of the input with the grammar. They may work unidirectionally or bidirectionally to build the parse tree.

The Earley parser is a top-down chart parser, and is mainly used for parsing natural language in computational linguistics [14]. It can parse any context-free grammar, including left-recursive grammars. The Earley parser executes in cubic time in the general case, quadratic time for unambiguous grammars, and linear time for all LR(k) grammars – however for most computer languages, Earley parsers are less efficient than alternatives, so they do not see much use in compilers. There is also some complexity involved in building a parse tree using an Earley parser, and Earley parsers may have problems with some nullable grammars. To increase efficiency, modern Earley parsing variants use a forward pass, to keep track of all active rules or symbols in the grammar at the current position, followed by a reverse pass, following all back-references in order to assemble the actual parse tree. Earley parsing algorithms are not directly extensible to handle PEG (Section 1.6), as a result of PEG supporting arbitrary lookahead. The Earley parser may be converted from top-down memoized recursive form into bottom-up dynamic programming form [40].

“Parsing with pictures” is a chart parsing algorithm that provides an alternative approach to parsing context-free languages. The authors claim that this method is simpler and easier to understand than standard parsers using derivations or pushdown automata [32]. This parsing method unifies Earley, SLL, LL, SLR, and LR parsers, and demonstrates that Earley parsing is the most fundamental Chomskyan context-free parsing algorithm, from which all others derive.

A particularly interesting though inefficient bottom-up chart parser is the CYK algorithm for context-free grammars [7, 9, 21]. This parsing algorithm employs dynamic programming to efficiently recursively subdivide the input string into all substrings, and determines whether each substring can be generated from each grammar rule. This results in  $O(n^3|G|)$  performance in the length of the input  $n$  and the size of the grammar  $|G|$ . The algorithm is robust and simple,

and has optimal error recovery capabilities since all rules are matched against all substrings of the input. However, the CYK algorithm is inefficient for very large inputs due to scaling as the cube of the input length  $n$ , and additionally, the algorithm requires the grammar to be reduced to Chomsky Normal Form (CNF) [6] as a preprocessing step, which can result in a large or even an exponential blowup in grammar size in the worst case – therefore in practice,  $|G|$  may also be large.

### 1.5 Left-to-right vs. right-to-left parsing

In prior work, with the exception of left/right orderless parsers such as the CYK algorithm, and parsers that perform a right-to-left “fixup pass” as a postprocessing step such as modern Earley parsers, almost all parsers – and certainly all practical parsers – have to this point been designed to consume input in left-to-right order only.

In fact, reversing the direction in which input is consumed from left-to-right to right-to-left changes the recognized language for most parsers applied to most grammars. This is principally because most parsing algorithms are only defined to operate either top-down or bottom-up, and even if the left-to-right parsing order is reversed, the top-down vs. bottom-up order cannot be easily reversed for most parsing algorithms, because this order is fundamental to the design of the algorithm. Without reversing *both* parsing axes, the semantics of a “half-reversed” parsing algorithm will not match the original algorithm (Section 2.1.2).

### 1.6 Parsing Expression Grammars (PEG)

A significant refinement of recursive descent parsing known as Parsing Expression Grammars (PEGs, or more commonly, but redundantly, “PEG grammars”) were proposed by Ford in his 2002 PhD thesis [16]. In contrast to most other parsers, which represent grammar rules as generative productions or derivations, PEG grammar rules represent *greedily-recognized patterns*, replacing ambiguity with deterministic choice (i.e. all PEG grammars are unambiguous). There are only a handful of PEG rule types, and they can be implemented in a straightforward way. As a subset of all possible recursive rule types, all non-left-recursive PEG grammars can be parsed directly by a recursive descent parser, and can be parsed efficiently with a packrat parser. PEG grammars are more powerful than regular expressions, but it is conjectured (though as yet unproved) that there exist context-free languages that cannot be recognized by a PEG parser [17]. Top-down PEG parsers suffer from the same limitations as other packrat parsers: they cannot parse left-recursive grammars without special handling, and they have poor error recovery properties.

A PEG grammar consists of a finite set of *rules*. Each rule has the form  $A \leftarrow e$ , where  $A$  is a unique *rule name*, and  $e$  is a *parsing expression*, also referred to as a *clause*. One rule is designated as the *starting rule*, which becomes the root for top-down recursive parsing. PEG clauses are constructed from *subclauses*, *terminals*, and *rule references*. The subclauses within a rule’s clause may be composed into a tree, with *PEG operators* forming the non-leaf nodes, and terminals or rule references forming the leaf nodes.

Terminals can match individual characters, strings, or (in a more complex parser) even regular expressions. One special type of terminal is the *empty string*  $\epsilon$  (with ASCII notation `()`), which always matches at any position, even beyond the end of the input string, and consumes zero characters.

The PEG operators (Table 1) are defined as follows:

- A Seq clause matches the input at a given start position if all of its subclauses match the input in order, with the first subclause match starting at the initial start position, and each subsequent subclause match starting

Name	Num subclauses	Notation	Equivalent to	Example rule in ASCII notation
Seq	2+	$e_1 e_2 e_3$		Sum <- Prod '+' Prod;
First	2+	$e_1 / e_2 / e_3$		ArithOp <- '+' / '-';
OneOrMore	1	$e^+$		Whitespace <- [ \t\n\r ]+;
FollowedBy	1	$\&e$		Exclamation <- Word &'!';
NotFollowedBy	1	$!e$		VarName <- !ReservedWord [a-z]+;
Optional	1	$e?$	$e/\epsilon$	Value <- Name ('[' Num ']')?;
ZeroOrMore	1	$e^*$	$(e+)?$ [or] $e+/\epsilon$	Program <- Statement*;

Table 1. PEG operators, defined in terms of subclauses  $e$  and  $e_i$ , and the empty string  $\epsilon$ .

immediately after the previous subclause match. Matching stops if a single subclause fails to match the input at its start position.

- A **First** clause (*ordered choice*) matches if any of its subclauses match, iterating through subclauses in left to right order, with all match attempts starting at the current parsing position. After the first match is found, no other subclauses are matched, and the **First** clause matches. If no subclauses match, the **First** clause does not match. The **First** operator gives a top-down PEG parser *limited backtracking capability*.
- A **OneOrMore** clause matches if its subclause matches at least once, greedily consuming as many matches as possible until the subclause no longer matches.
- A **FollowedBy** clause matches if its subclause matches at the current parsing position, but no characters are consumed even if the subclause does match. This operator provides *lookahead*.
- A **NotFollowedBy** clause matches if its subclause does not match at the current parsing position, but it does not consume any characters if the subclause does not match. This operator provides *lookahead, logically negated*.

Two additional PEG operators may be offered for convenience, and can be defined in terms of the basic PEG operators:

- An **Optional** clause matches if its subclause matches. If the subclause does not match, the **Optional** clause still matches, consuming zero characters (i.e. this operator always matches). An **Optional** clause ( $e?$ ) can be automatically transformed into **First** form ( $e/\epsilon$ ), reducing the number of PEG operators that need to be implemented directly.
- A **ZeroOrMore** clause matches if its subclause matches zero or more times, greedily consuming as many matches as possible. If its subclause does not match (in other words if the subclause matches zero times), then the **ZeroOrMore** still matches the input, consuming zero characters (i.e. this operator always matches). A **ZeroOrMore** clause ( $e^*$ ) can be automatically transformed into **Optional** form using a **OneOrMore** operator ( $(e+)?$ ), which can be further transformed into **First** form using a **OneOrMore** operator ( $e+/\epsilon$ ), again reducing the number of operators that need to be implemented.

## 1.7 Dynamic Programming: the Levenshtein distance

Dynamic programming (DP) is a method used to solve recurrence relations efficiently when direct recursive evaluation of a recurrence expression would recompute the same terms many times (often an exponential number of times). DP is analogous to an inductive proof, working bottom-up from base cases, with the addition of *memoization*, or the storing of recurrence parameters and results in a table so that no specific invocation of a recurrence needs to be recursively computed more than once. One of the most commonly taught DP algorithms is the Levenshtein distance or string

edit distance algorithm [26, 28]. This algorithm measures the number of edit operations (deletions, insertions, and modifications of one character for another) that are required to convert one string  $A$  of length  $N_A$  into another string  $B$  of length  $N_B$ .

The Levenshtein distance algorithm proceeds by creating a *DP table* or *memo table* consisting of  $(N_A + 1)$  rows and  $(N_B + 1)$  columns, initializing the first row and the first column with ascending integers starting with 0 (these are the *base cases* for induction or for the recurrence). Then the table is populated from the first row and column down to the last row and column, until the toplevel recurrence evaluation is reached (marked “TOP” in the bottom right corner). Each cell value is calculated by applying the Levenshtein distance recurrence (a), which is a function of the values in three earlier-computed table cells: the cell in the same row but previous column, the cell in the the same column but previous row, and the cell in the previous column and previous row. In Fig. 1, the current cell is marked with a circled asterisk, and the dependency relationships are shown with arrows. After the value of the current cell is calculated, the value is stored in the DP table for future reference, or *memoized*.

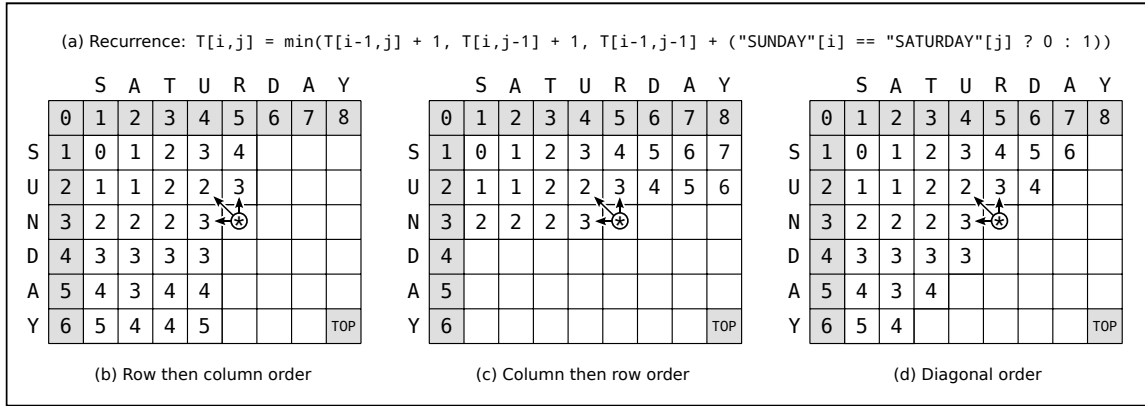


Fig. 1. Example of a canonical dynamic programming algorithm, the Levenshtein distance or string edit distance

The table must be populated in a reasonable order, such that a recurrence value is always memoized into a table cell before any other cell that depends upon it is evaluated. For the Levenshtein recurrence, if an attempt were made to populate the DP table from right to left and/or bottom to top, then the recurrence would depend upon values that are not yet calculated or stored in the table, since all dependencies are to the left and/or above the current cell, and the algorithm would fail. All DP algorithms fail if the DP table is not populated in an order that respects the data dependency structure.

All Levenshtein recurrence dependencies are *static* or fixed: the recurrence always refers to three previous table entries using the same exact dependency structure. This allows a reasonable population order to be determined simply and reliably. For this algorithm, many table population orders are possible, including: row first then column (Fig. 1(b)), column first then row (Fig. 1(c)), and sweeping a “wavefront” from top left to bottom right, aligned with the trailing diagonal, over which cell values can be populated in any order, or even in parallel (Fig. 1(d)). In fact many wavefront angles would work, as long as the wavefront moves from top left to bottom right (e.g. a wavefront with a gradient of 0.5 or 2 relative to the trailing diagonal will also populate the table in the correct order).

Note that as described, the Levenshtein distance algorithm works bottom-to-top, in the sense that “bottom” refers to the base cases of recursion (i.e. the top row and the leftmost column of the table) and “top” refers to the toplevel

recurrence evaluation (marked as TOP in the bottom-right corner of the table) – note here that the toplevel recurrence evaluation is actually in the bottom row of the table. This same recurrence could be solved just as easily using top-down memoized recursive descent instead, by recursing down the tree of recurrence frames from the topmost recurrence evaluation (the bottom-right corner of the table) to the base cases (the top row and leftmost column), memoizing values as they are computed, and checking the memo table to see if a subexpression has already been evaluated and memoized before recursing to it. The computed result of this top-down memoized algorithm would be the same as the bottom-up dynamic programming algorithm, and the time complexity would be the same:  $O(N_A N_B)$ .

Similarly, memoized recursive descent parsing, or packrat parsing, can be inverted to form a bottom-up dynamic programming equivalent, newly introduced here as pika parsing.

## 2 PIKA PARSING: A DP ALGORITHM FOR BOTTOM-UP, RIGHT TO LEFT PARSING

### 2.1 Overview of pika parsing

The *pika parser*<sup>1</sup> is a new packrat parsing variant that uses dynamic programming (DP) to apply PEG operators in reverse order, bottom-up (i.e. from terminals towards the root of the parse tree) and from right to left (i.e. from the end of the input back towards the beginning). This is the reverse of the top-down, left-to-right order of recursive descent parsing.

**2.1.1 PEG grammars are recurrence relations, so can be solved with DP.** Recursive descent PEG parsing hierarchically applies matching rules, which may reference other rules in a graph structure (possibly containing cycles). Recursive descent parsing works exactly like the hierarchical evaluation of a recurrence relation, however for recursive descent parsing, the dependencies between recurrence frames are *dynamic*: given a Seq or OneOrMore clause, since both these PEG operators are able to match subclause(s) more than once, and the start position of each subsequent subclause match depends upon how many characters were consumed by previous matches in the sequence.

In spite of the need for dynamic dependencies when using recursive descent parsing with PEG grammars, it is still possible to formulate PEG parsing as a DP algorithm (Fig. 2). A DP parser creates a memo table with a row for each clause or subclause in the grammar, sorted topologically so that terminals are represented by rows at the bottom of the table (these are base cases for the recurrence), and the toplevel clause is represented by the first row (Section 3.1). The memo table has one column per character in the input, and the empty string  $\epsilon$  can be considered to match beyond the end of the string (which creates a column of base cases for the recurrence to the right of the table). The top-leftmost cell (marked TOP in Fig. 2) is the toplevel recurrence frame, corresponding to the entry point for recursive descent parsing. As the table is populated, parse tree fragments are grown or extended upwards from leaves consisting of terminal matches. Parse tree fragments are extended upwards when a clause in the grammar is successfully matched at a given input position, meaning that a match was found in the memo table for each of the requisite subclauses of the clause. Thus each matching subclause represents a node in the generated parse tree (indicated with small white boxes in Fig. 2). The current memo entry is marked with a circled asterisk in Fig. 2, and memo entries that are fully parsed and finalized (or that cannot represent matches of grammar rules against the input) are shown with a hatched background.

**2.1.2 Correct memo table population order for a DP PEG parser: bottom-up, right to left.** When populating any entry in the memo table, the clause given by the row can depend upon subclause matches represented by memo entries either *below* the current cell (corresponding to a top-down recursive call from a higher-level/lower-precedence clause to a

<sup>1</sup>A pika (“PIE-kah”) is a small, mountain-dwelling, rabbit-like mammal found in Asia and North America, typically inhabiting moraine fields near the treeline. Like a packrat, it stores food in caches or “haystacks” during the warmer months to survive the winter.

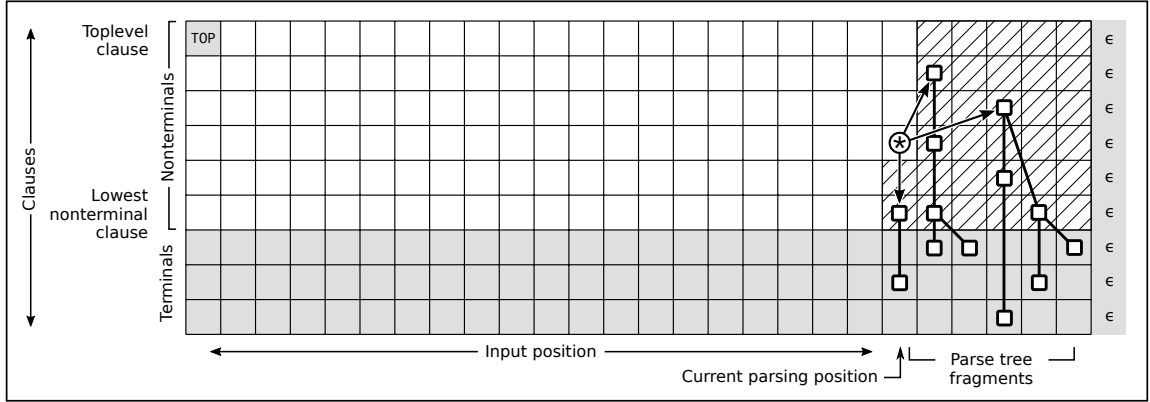


Fig. 2. Recursive descent parsing, reformulated into dynamic programming form

lower-level/higher-precedence clause in the grammar), or upon cells *in any row of any column to the right of the current parsing position* (corresponding to the second or subsequent subclause matches of a Seq or OneOrMore clause, after the first subclause match consumed at least one character).

By examining this dependency relationship, it is immediately clear that there is only one correct order in which to populate the memo table so that dependencies are always memoized before they are needed: bottom-up, then right to left. In other words, any parse nodes in the current column should be extended upwards as far as possible before the parser moves to the previous column. Without populating the memo table in this order, parsing will fail to complete, because the parser will attempt to read memo table entries for matches that have not yet been performed.

Bottom-up parsing is not unusual, but parsing from right to left is highly unusual among parsing algorithms (Section 1.4). Nevertheless, this is the only DP table population order that can successfully convert a memoized recursive descent parser into a DP or chart parser.

Note that when parsing from right to left, rules are still applied left-to-right. Therefore, there is no wasted work triggered by a spurious match of the right-most subclause of a Seq clause, for example by matching the closing parenthesis in a clause like  $( ' ( ' E ' ) ' )$ : a Seq clause is not matched until its *leftmost* subclause is found to match, at which point the second and subsequent subclause matches are simply looked up in the memo table.

**2.1.3 Choice of grammar formalism.** The pika parser is defined in this paper to work with PEG grammars (Section 1.6), which are unambiguous and deterministic, eliminating the ambiguity and nondeterminism that complicate other bottom-up parsers and increase parsing time complexity. However, other unambiguous and nondeterministic rule types could also be used, as long as they depend only upon matches to the right of or below a given entry in the memo table.

**2.1.4 Scheduling parent clauses for evaluation.** To extend the memoized parse tree fragments upwards from the current memo entry, each time some clause  $X$  successfully matches the input, the parser must identify all parent clauses for which  $X$  is the first subclause – or, in the case of a Seq operator, for which  $X$  is not the first subclause, but  $X$  would be matched in the same start position as the parent clause, as a result of all previous sibling subclauses matching but consuming zero characters. These parent clauses are termed the *seed parent clauses* of the subclause, and since the grammar does not change during parsing, these seed parent clauses can be determined for each clause during initialization.



Whenever a new match is found for the clause corresponding to the row of the current memo entry, all seed parent clauses of the matching clause are scheduled for evaluation at the same start position (i.e. in the same column as the current entry). This expands the “DP wavefront” upwards. For this particular DP algorithm, due to the requisite evaluation order, the DP wavefront consists of only one memo table entry at a time, which is the lowest entry in the current column that has been previously scheduled for evaluation through the seed parent clauses mechanism. Any higher-level entries that have been scheduled for evaluation in the same column will be evaluated later, in bottom-to-top order.

**2.1.5 Sparsification of the memo table.** Even though all nonterminal cells to the right of and below the current cell are shown as hatched in Fig. 2, not all of these memo table entries need to be evaluated. The seed parent clauses mechanism improves memory consumption and performance of the pika parser, since it allows a pika parsing implementation to use a sparse map for the memo table.

**2.1.6 Adjustment of memo table population order to handle cycles.** When traversing down any path in a recursive descent parse tree from the root, precedence increases downwards towards the terminals: the start rule or toplevel node at the top of the parse tree has the lowest precedence, and leaves or terminal matches at the bottom of the parse tree have the highest precedence. It is therefore common to write grammars in *precedence climbing* form (Section 2.7), where if a rule fails to match, it fails over to a higher level of precedence. Since pika parsers work bottom-up, they are actually *precedence descent* parsers (even though the grammar rules are still defined in precedence climbing form, i.e. as if they were to be parsed by a top-down parser).

When a memo entry depends upon another entry to the right of the current column and *above* the current row (as shown for two of the three dependency arrows in Fig. 2), this indicates that a decrease in precedence, which under normal circumstances will only occur through the use of a *precedence override pattern* such as a rule that matches the lowest precedence clause of a precedence hierarchy, surrounded by parentheses. This situation also indicates that a grammar cycle has been encountered, since the clauses in the rows of the memo table have been sorted topologically (Section 3.1).

When a grammar contains cycles, to replicate the left-recursive semantics of any top-down parser that can handle left recursion, a bottom-up parser must maximally expand the parse tree upwards for nodes that form part of a cycle before moving further upwards to populate the memo table entries higher in the same memo table column. This is accomplished by using a priority queue to schedule parent clauses for matching (Section 3.2). The priority queue sorts in decreasing order of start position (i.e. from right to left), with ties broken by sorting in increasing order of bottom-up topological sort index of the clause (with the lowest topological sort indexes being assigned to the terminals, and the highest topological sort index being assigned to the start rule or toplevel rule). If a parent clause in a grammar cycle has lower precedence (e.g. through the use of a precedence override pattern to restart the precedence order at the lowest precedence clause of a precedence hierarchy), then another match of clauses within the cycle will be attempted before moving further up the column.

## 2.2 Step-through of pika parsing

Fig. 3 illustrates how pika parsing works for a concrete grammar and input, broken down into the 14 separate steps needed to parse the input. In step 1, the parsing position is the last character position, i.e. 5, and the terminal [a-z] matches in this position, consuming one character. There is only one seed parent clause of the terminal clause [a-z], which is the rule V, so V is scheduled to be matched at position 5 in step 2. In step 2, rule V matches its first subclause [a-z], so the whole rule V is found to match at position 5, also consuming one character.



must be longer than the older match for the memo entry to be updated, and for seed parent clauses to be scheduled for evaluation.

In other words, looping around a cycle in the grammar must consume at least one additional character per loop. This accomplishes two things:

- *Left recursion is guaranteed to terminate at some point*, because the input string is of finite length.
- *Left recursion is able to terminate early (before consuming the entire input)* whenever looping around a cycle in the grammar results in a match of the same length as the previous match, indicating that no higher-level matches were able to be found.

There is one exception to this: for `First` clauses, even before the length of the new match is checked against the length of the existing match as described above, the index of the matching subclause of each match must be compared, since the semantics of the `First` PEG operator require that an earlier matching subclause takes priority over a later matching subclause.

If an entry in the memo table already contains a match, and a new and better match is found for the same memo entry due to a cycle in the grammar, then the older match is linked into the parse tree as a descendant node of the new match, so the older match is not lost due to being overwritten in the memo entry by the newer match.

The implementation of these incremental match improvement conditions is described in Section 3.5.

## 2.4 Support for left and right recursion

With these conditions in place, it is possible to handle both left recursion and right recursion, and to handle them both using exactly the same bottom-up parsing mechanism. No additional special handling is required to handle grammar cycles. Notably, reversing the parsing direction from left-to-right to right-to-left does not simply replace the left recursion problem with a corresponding right recursion problem.

An example of applying pika parsing to a grammar that contains both left-recursive rules (addition or `Sum`, and multiplication or `Prod`) and a right-recursive rule (exponentiation or `Exp`) is given in Fig. 4. Note that all precedence and associativity rules are correctly respected in the final parse tree: the run of equal-precedence addition terms is built into a left-associative parse subtree, the run of equal-precedence exponentiations is built into a right-associative parse subtree, and exponentiation takes precedence over multiplication, which takes precedence over addition, except in the case of the use of parentheses to override the precedence order for the inner summation,  $(e+f)$ . The parse terminates after several different cycles around the grammar at the toplevel rule, `Assign`, consuming the entire input.

## 2.5 Error recovery in pika parsers

PEG rules only depend upon the span of input from their start position to their end position, in other words they do not depend upon any characters before their start position or after their end position. Because the input is parsed from right to left, meaning the memo table is always fully populated to the right of the current parse position, the span of input to the right of a syntax error is always fully parsed, because the syntax error was not even encountered to the right of the syntax error during right-to-left parsing. To the left of the syntax error, rules whose matches end before the start of the syntax error will still match their corresponding input, whereas rules whose matches overlap with the syntax error will fail to match. Consequently, pika parsers have *optimal error recovery characteristics* without any further modification.

Syntax errors can be defined as regions of the input that are not spanned by matches of rules of interest. Recovering after a syntax error requires only performing a simple lookup to find the next match of any grammar rule of interest in

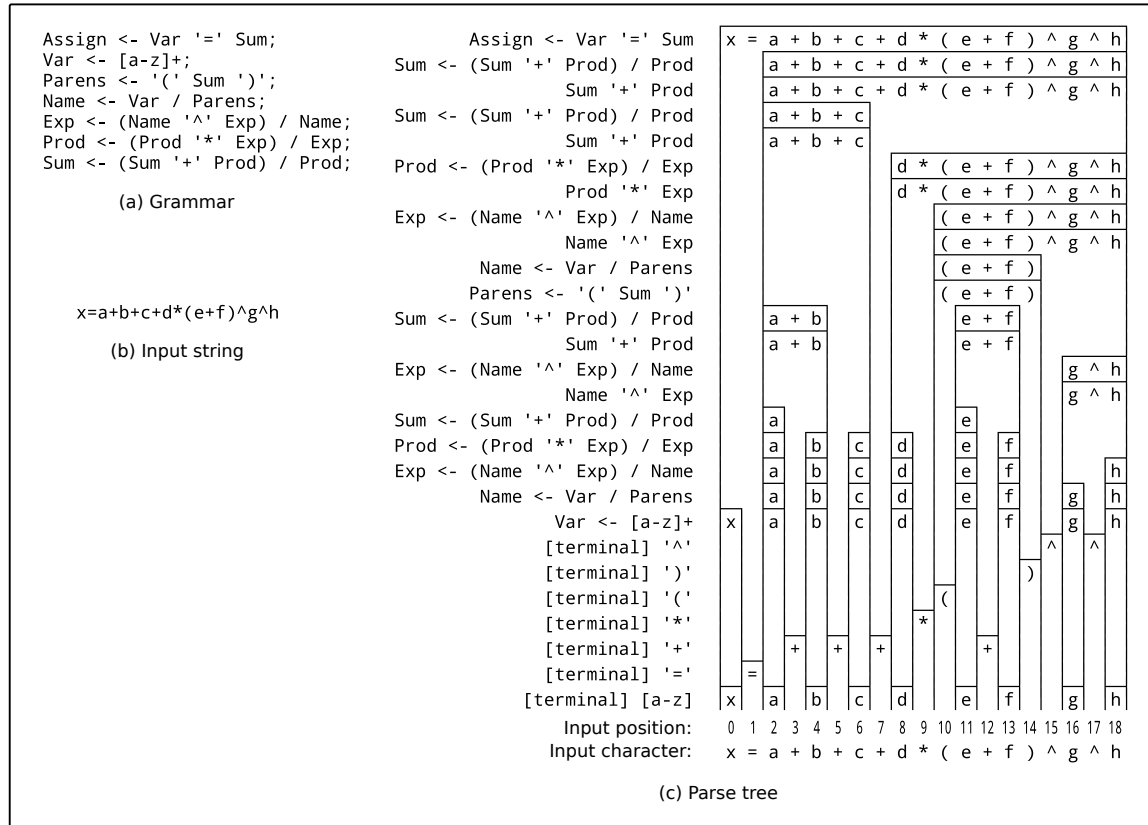


Fig. 4. Example of parsing of left- and right-recursive rules within the same grammar

the memo table after the end of the syntax error: for example, a parser could skip over a syntax error to find the next complete function, statement, or expression in the input. This lookup requires  $O(\log n)$  time in the length of the input if a skip list or balanced tree is used to store each row of the memo table.

An example parse of an input containing a syntax error (a missing closing parenthesis after input position 15) is given in Fig. 5. For this example, the beginning and end of the syntax error are determined by finding regions of the input that are not spanned by a match of either the Program or Assign rule (any rules could be chosen for the purpose of identifying complete parses of rules of interest, and whatever is not spanned by those rules is treated as a syntax error). Using this method, the syntax error is located between input positions 11 and 16 inclusive: the memo table contains terminal matches at these input positions, but no matches of either Program or Assign. Assuming that the intent is to recover at the next sequence of Assign rule matches after the syntax error, the parser can recover by finding the next match of (Assign+) in the memo table after the last character of the syntax error.

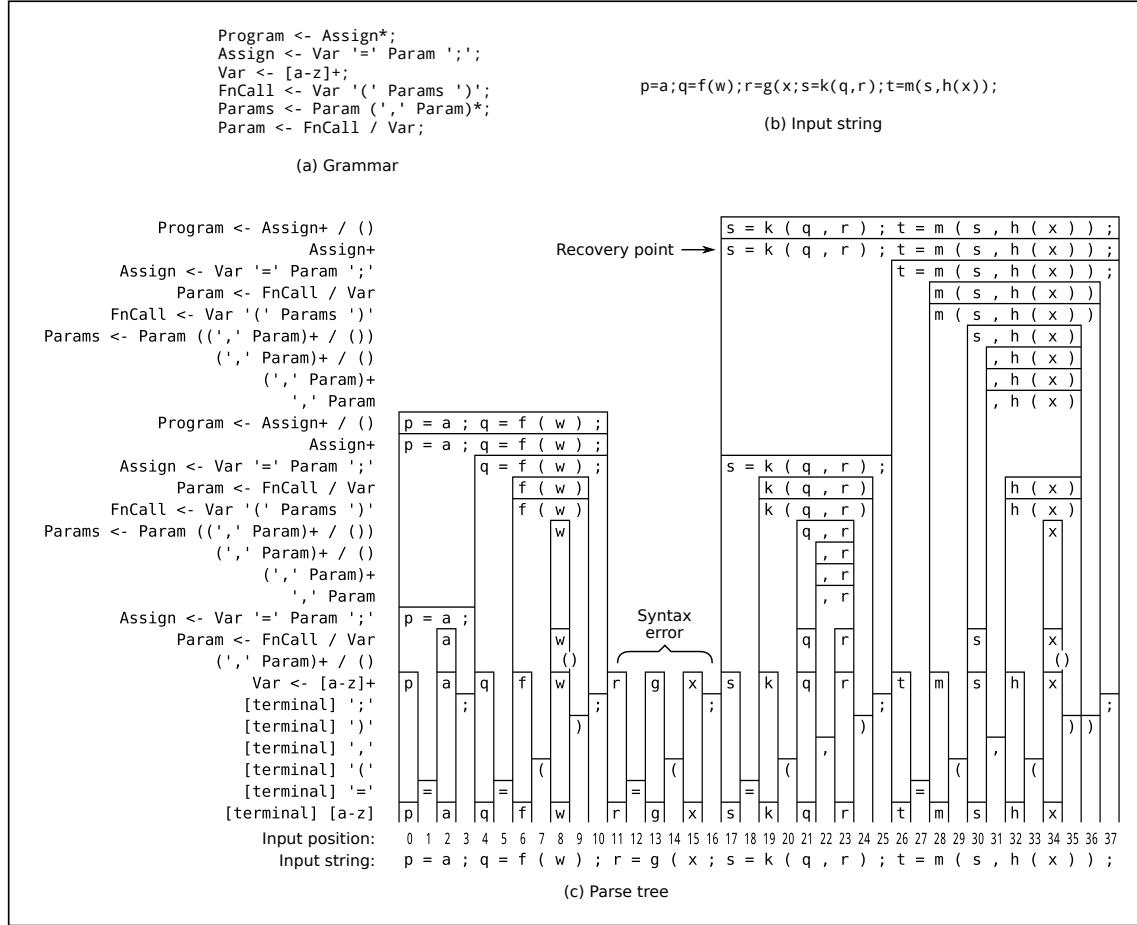


Fig. 5. Example of optimal recovery after a syntax error (a missing parenthesis after input position 15)

## 2.6 Comparison of semantics of packrat and pika parsers

Pika parsing is the bottom-up equivalent of packrat parsing, in the same sense that the Levenshtein distance recurrence can be optimally computed as either the original bottom-up DP algorithm, or as a top-down memoized recursive descent algorithm (Section 1.7).

However, pika parsers and packrat parsers are not semantically identical, since pika parsers support left-recursive grammars directly, whereas standard packrat parsers do not. In this sense, pika parsers are strictly more powerful than standard packrat parsers, because pika parsers can recognize languages that standard packrat parsers cannot. Pika parsers also support optimal error recovery, which so far has not proved tractable for packrat parsers.

## 2.7 Precedence parsing with PEG grammars

A *precedence-climbing grammar* tries to match a grammar rule at a given level of precedence, and, if that rule fails to match, defers or “fails over” to the next highest level of precedence (using a `First` clause, in the case of a PEG grammar).

The highest precedence rule within a precedence hierarchy uses a *precedence override pattern* such as parentheses to support multiple nested loops around the precedence hierarchy cycle.

A simple precedence-climbing grammar is shown in Listing 1. The rule for each level of precedence in this example grammar has subclauses (corresponding to operands) that are references to rules at the next highest level of precedence. If the operands and/or the operator don't match, then the entire rule fails over to the next highest level of precedence. The root of the parse subtree for any fully-parsed expression will be a match of the lowest-precedence clause, in this case  $E_0$ .

This simple example grammar can match nested unequal levels of precedence, e.g. " $1*2+3*4$ ", but cannot match runs of equal precedence, e.g. " $1+2+3$ ", since these cannot be parsed unambiguously without specifying the associativity of the operator. This grammar also cannot handle direct nesting of equal levels of precedence, e.g. " $--4$ " or " $((5*6))$ ".

Since pika parsers can handle left recursion directly, these issues can be fixed by modifying the grammar into the form shown in Listing 2, allowing unary minus and parentheses to self-nest, and resolving ambiguity in runs of equal precedence by rewriting rules into left-recursive form, which generates a parse tree with left-associative structure. Similarly, a right-associative rule  $Y_1$  employing a binary operator  $OP$  would move the self-recursive subclause to the right side, yielding the right-recursive form  $Y_1 \leftarrow (Y_2 \text{ OP } Y_1) / Y_2$ , which would generate a parse tree with right-associative structure.

The reference pika parser (Section 7) can automatically rewrite grammars into this correct precedence-climbing form using the syntax shown in Listing 3, which can include an optional “,L” or “,R” associativity-specifying parameter after the precedence level, within the square brackets after the rule name. Passing the reference parser the grammar description in Listing 3 will automatically build the grammar shown in Listing 2.

### 3 IMPLEMENTATION DETAILS

The key classes of the pika parser are as follows. The code shown is simplified to illustrate only the most important aspects of the parsing algorithm and data structures (e.g. fields are not always shown as initialized, trivial assignment constructors are omitted, optimizations are not shown, etc.). Listings are given in Java notation for precise semantic clarity compared to an invented pseudocode<sup>2</sup>. See the reference parser for the full implementation (Section 7).

#### 3.1 Sorting of clauses into bottom-up topological order

In order to be able to invert the top-down call order of a recursive descent parser, the grammar graph must be sorted into bottom-up topological order, from leaves (terminals) to root (the toplevel rule).

Topological order is easy to obtain for an arbitrary tree or DAG: simply perform a depth-first search (DFS) of the graph, writing the node to the end of the bottom-up topological order right before exiting a recursion frame (i.e. the topological sort order is the postorder traversal order for a DAG). If there is more than one greatest upper bound or toplevel node in a DAG, the DFS used to produce the topological sort order needs to be applied to each toplevel node in turn, appending to the end of the same topological sort output for each DFS call, and reusing the same set of visited nodes for each call (so that descendant nodes are not visited twice across different DFS calls).

However, the topological sort order is not defined for a graph containing cycles. To produce a reasonable topological sort order for a grammar graph containing cycles, the cycles must be broken in appropriate places to form a tree or

<sup>2</sup>Java was selected due to its popularity, its low degree of implicitness, and its readability even by many non-Java programmers. In the author's opinion, the use of *ad hoc* invented pseudocodes in the majority of computer science papers over the years has led to a crisis of reproducibility, due to ambiguities, important missing details, and outright errors accidentally introduced when rewriting a working implementation into pseudocode. Often these issues only become apparent when a reader attempts to convert the pseudocode in a paper into an implementation in a specific language.

DAG. The appropriate way to break cycles for a grammar graph is to remove the edge that causes a path from a toplevel node to double back to an node already in the path, since the node that would otherwise appear twice or more in the path must be the entry point for the cycle (and/or it must be the lowest precedence clause in the cycle).

The topological order for a set of grammar rules is obtained by running DFS starting from each node in the following order, building a single topological order across all DFS invocations, and sharing the set of visited nodes across invocations:

- (1) All toplevel nodes, i.e. any rules that are not referred to by any other rule. (There will typically be only one of these in a grammar.)
- (2) The lowest precedence clause in each precedence hierarchy. (The lowest precedence clause is the entry point into a precedence hierarchy.)
- (3) “Head nodes” of any other cycles in the grammar: this is the set of all nodes that appear twice or more in any path that can be traversed through the grammar starting from a toplevel node. A cycle detection variant of DFS is used to find these head nodes.

This topological sort algorithm labels each clause with an index, `Clause.clauseIdx`, representing the position of the clause in the topological order of all clauses in the grammar, in increasing order from terminals up to the toplevel clause (Listing 6). This field is used in conjunction with `Clause.startPos` to determine the evaluation order for `MemoKey` instances in the priority queue (Listing 4).

The implementation of this topological sort algorithm can be seen in the grammar initialization stage of the reference parser (Section 7).

### 3.2 The MemoKey class

The `MemoKey` class (Listing 4) has two fields, `clause` and `startPos`, respectively corresponding to the row and column of an entry within the memo table.

The *natural ordering*<sup>3</sup> (or default sort order) of `MemoKey` is defined such that instances are sorted into decreasing order of `startPos`, with ties broken by sorting in bottom-up topological order of `clause`, based on a topological sort of the clauses graph produced during grammar initialization (Section 3.1).

### 3.3 The Grammar class

The `Grammar` class (Listing 5) has one primary method, `parse`, which parses the input string. The `Grammar` class has a field `allClauses`, which is a list of all unique clauses and sub-clauses across all rules, in topological sort order from the lowest clauses (terminals) to the highest clause (the start rule for top-down parsing).

The `parse` method creates the priority queue that defines the DP table population order. This priority queue uses the natural ordering of its `MemoKey` elements to define the removal order of elements: bottom-up, then right to left. The elements in the priority queue represent an ordered schedule of memo table entries for parent clauses that need to be matched against the input in the future.

The `parse` method creates and initializes the memo table. Each terminal is matched against the input at each position, and if there is a match, the `memoTable.addMatch` method is called to add the match to the memo entry for that clause

<sup>3</sup>The Java mechanism for defining the natural ordering requires implementing the `Comparable` interface, which requires `this.compareTo(other)` to return a negative number if (`this < other`), zero if (`this == other`), and a positive number if (`this > other`).

and start position. If there is a match, this `addMatch` method also adds the seed parent clauses of each terminal match to the priority queue, paired with the current start position.

After these initialization steps, the `parse` method enters the main parsing loop. This loop repeatedly removes the head `MemoKey` element from the priority queue until the priority queue is empty. For each removed `MemoKey`, an attempt is made to match the clause `memoKey.clause` at starting position `memoKey.startPos` in the input. If the clause matches, the match is added to the memo entry by calling the `memoTable.addMatch` method. Again this may result in new higher-level seed parent clauses being added to the priority queue for matching.

Surprisingly, the `parse` method as shown in Listing 5 is the entire pika parsing algorithm, at the highest level. However, `Clause.match` (Section 3.4) and `MemoTable.addMatch` (Section 3.6) still need to be detailed.

### 3.4 The Clause class

The `Clause` class (Listing 6) represents a PEG operator or clause, and is linked to any subclauses. This class has a subclass `Terminal`, which is the superclass of all terminal clause implementations (nonterminals extend `Clause` directly). The `Clause` subclass for each PEG operator type provides a concrete implementation of the `match` method, which returns a new `Match` object if the clause matches (the `match` method implements the PEG operator’s semantics).

The `seedParentClauses` field contains a list of the parent clauses for which a given clause is either the first subclause, or the second or subsequent `Seq` subclause when all previous subclause matches consume zero characters (Section 4.1). Each element of this list of seed parent clauses is paired with the matching subclause’s start position to produce new `MemoKey` entries to be added to the priority queue, in order to schedule parent clauses to be matched at the same start position as a matching subclause (Section 3.6).

The `canMatchZeroChars` field is set on initialization, and is used to record whether a clause can match while consuming zero characters. Clauses that can match zero characters always match at every input position, which can dramatically increase the size of the memo table, so in an optimized pika parser, these clauses are handled separately, in order to keep the memo table small (Section 4.1).

The `Char` subclass of `Terminal` (Listing 7) is a simple example of a terminal clause that can match a single specific character in the input. Terminals directly check whether they match the input string, rather than looking in the memo table as with nonterminal clauses (compare to Listing 8).

The `Seq` subclass of `Clause` (Listing 8) implements the `Seq` PEG operator. The `match` method of this class requires all subclauses to match in order for the `Seq` clause to match, and the match start position must be updated for each successive subclause based on the number of characters consumed by the previous subclause matches. The `subclauseMatches` array is allocated if at least one subclause matches, and if all subclauses match in order, then the `subclauseMatches` array is passed into the new `Match` constructor to serve as the child nodes of the new match node, which forms part of the parse tree.

The other subclasses of `Clause` (implementing the other PEG operator types) can be found in the reference parser (Section 7).

### 3.5 The Match class

The `Match` class (Listing 9) is used to store matches (i.e. parse tree nodes) and their lengths (i.e. the number of characters consumed by the match) in memo entries, and to link matches to their subclause matches (i.e. to link parse tree nodes to their child nodes). The index of the matching subclause is also stored in the `firstMatchingSubClauseIdx` field of



First clause matches, so that a match of an earlier subclause can take priority over a match of later subclauses, as required by the semantics of the First PEG operator.

Two matches can be compared using the `isBetterThan` method to determine whether a newer match improves upon an earlier match in the same memo entry, as defined in Section 2.3.

### 3.6 The MemoTable class

The `MemoTable` class (Listing 10) is a wrapper for a two-level map, stored in the field `memoTable`. This map allows the `lookupBestMatch` method to look up a memo entry by `memoKey.clause` and then by `memoKey.startPos`, returning any `Match` object stored in the memo entry corresponding to this memo key. The use of the sorted map interface `NavigableMap` (and its concrete implementation, `TreeMap`) for the inner map allows for error recovery at any clause level in  $O(\log N)$  time after a syntax error, by using a single lookup to find the next complete match of the clause of interest (Section 2.5).

The `addMatch` method checks to make sure the provided match parameter is not null (indicating a mismatch), and if not, looks up all matches for `memoKey.clause`, then the specific match for `memoKey.startPos`. If there is no previous best match in this memo entry, or there is an older match but it is not as good a match as the newer match, then the memo entry is updated with the new match. If the match is updated, the seed parent clause of the matching clause are paired with the start position of the match, and added to the priority queue to be scheduled for matching.

## 4 OPTIMIZATIONS

### 4.1 Reducing the size of the memo table by not memoizing zero-length matches

The implementation of the parser as given so far is inefficient, because of it may create many entries in the memo table for zero-length matches.

The empty-string terminal  $\epsilon$  (implemented in the reference parser by the class `Nothing`) always matches zero characters everywhere in the input, including beyond the end of the input string. `Nothing` is the simplest example of a clause that can match zero characters, but there are numerous other PEG clause types that can match zero characters, for example any instance of `Optional`, such as  $(X?)$ ; any instance of `ZeroOrMore`, such as  $(X^*)$ ; instances of `First` where the last subclause can match zero characters<sup>4</sup>, such as  $(X / Y / Z?)$ ; and instances of `Seq` where all subclauses can match zero characters, such as  $(X? Y^* Z?)$ . Since `Nothing` extends `Terminal`, in the implementation as shown so far (Listing 5), one entry is added to the memo table for `Nothing` for every input position. Zero-length matches can cascade up the grammar from these terminals towards the root, adding match entries to the memo table at every input position for many grammar clauses. Mitigations can be put in place to avoid this.

It is safe to assume that no clause will never have the empty string  $\epsilon$  as its first subclause, since this would be useless for any type of parent clause. If  $\epsilon$  is disallowed in the first subclause position, then it is unnecessary to trigger upwards expansion of the DP wavefront by seeding the memo table with zero-length  $\epsilon$  matches at every input position during initialization, since if  $\epsilon$  is only ever used in the second or subsequent subclause of a clause, earlier subclauses can fill the role of triggering parent clauses. Preventing the creation of these initial  $\epsilon$  matches requires changing the following line in `Grammar.parse` (Listing 5):

```
if (clause instanceof Terminal) { ... }
```

<sup>4</sup>If a `First` clause has any subclause that can match zero characters, then all subsequent subclauses of the `First` clause will be ignored, because the subclause that can match zero characters will always match.

such that the terminal clause type `Nothing` (representing  $\epsilon$ ) is skipped for seeding into the memo table:

```
if (clause instanceof Terminal && !(clause instanceof Nothing)) { ... } .
```

This change eliminates  $O(n)$  initial memo table entries for  $\epsilon$ , given input length  $n$ , or more likely,  $O(n|G|)$  memo table entries for grammar of size  $|G|$ , since these unused zero-length matches can propagate upwards through multiple levels of the grammar. However, failing to start seeding the DP wavefront with  $\epsilon$  matches can result in the parser not being able to parse the input, since if zero-length matches are not seeded, grammar rules that would normally be evaluated with top-down recursion may not be scheduled for bottom-up matching with dynamic programming, because all of the non- $\epsilon$  clause types that can match zero characters have a descendant  $\epsilon$  clause. Therefore, the above change is insufficient.

Given a grammar consisting of a single rule ( $P \leftarrow 'x'? 'y' +$ ), which matches an optional `'x'` character followed by one or more `'y'` characters, we can rewrite the rule as ( $P \leftarrow ('x' / ()) 'y' +$ ), highlighting the fact that the first subclause (`'x'?`) can match zero characters. This rewritten single-rule grammar will match the string "xyyy" and also the string "yyy" without any problems, using an unoptimized pika parser. However, after the above change is made to eliminate the seeding of matches of `Nothing`, this grammar will no longer match "yyy", because `('x')` never matches at input position 0, so its parent clause (`'x' / ()`) is never scheduled for matching via the `seedParentClauses` mechanism – and the `Nothing` clause (`()` or  $\epsilon$ ) will not schedule the parent clause for matching either after the above change. Therefore, the grandparent clause (`('x' / ()) 'y' +`) is not triggered for matching either, and the input cannot be parsed.

The way to solve this problem is to modify the `MemoTable.lookupBestMatch` method so that if a memo table entry does not contain a known match for a given memo key, *but the clause for that memo entry can match zero characters*, then a zero-length match is returned anyway. Also the `MemoTable.addMatch` method must be modified so that even when no match was found for a given memo key (i.e. when the `match` parameter to this method is `null`), if any of the seed parent clauses of `memoKey.clause` can match zero characters, those seed parent clauses must be scheduled for matching (Listing 11). Otherwise, clauses whose subclauses are all able to match zero characters, such as  $(X^* Y? Z^*)$ , may never be scheduled for matching.

This mechanism for minimizing the memoization of zero-length matches requires the `Clause.canMatchZeroChars` field to be set for each clause during initialization (Listing 12). The DAG of all grammar clauses is topologically sorted during initialization (Section 3.1), then the initialization code iterates upwards through the DAG of clauses from terminals towards the root grammar rule, determining which clauses can match zero characters, given whether or not their subclauses can match zero characters.

One additional modification is needed to complete the optimization: on initialization, each `Seq` clause must examine the `canMatchZeroCharacters` field of all subclauses to determine which the subclause should add its parent as a seed parent clause. all subclauses up to and including the first subclause that must match at least one character need to add the parent as a seed parent clause, since these are the subclauses that can match in the same starting position as the parent (Listing 12).

With each of these changes in place, parsing is able to complete successfully and correctly while greatly reducing the number of memoized zero-length matches. The full implementation of these optimization steps can be seen in the reference parser (Section 7).

#### 4.2 Reducing the size of the memo table by rewriting OneOrMore into right-recursive form

A naïve implementation of the OneOrMore PEG operator is iterative, matching as many instances of the operator's single subclause as possible, left-to-right, and assembling all subclause matches at each match position into an array, which is stored in the `subClauseMatches` field of the resulting `Match` object. However, when parsing the input from right to left, a rule like `(Ident <- [a-z]+)` adds  $O(m^2)$  match nodes to the memo table as a function of the maximum number of subclause matches of a OneOrMore clause,  $m$ . For example, given the input "hello", this rule stores the following matches in the memo table: `[ [h,e,l,l,o], [e,l,l,o], [l,l,o], [l,o], [o] ]`.

This can be resolved by rewriting OneOrMore clauses into right-recursive form. For example, the OneOrMore rule `(X <- Y+)` can be rewritten as `(X <- Y X?)`. Correspondingly, a ZeroOrMore rule `(X <- Y*)` can be rewritten as `(X <- (Y X?)?)`. The effect of this rewriting pattern is to turn runs of matches of the  $Y$  subclause into a linked list in the memo table: each successively shorter suffix match is reused as the list tail, rather than each suffix of subclause matches being duplicated for each match position. Each match of  $X$  consists of either one or two subclause matches: a single match of subclause  $Y$ , optionally followed by a nested match of  $X$  representing the tail of the list. With this modification, the number of subclause matches created and added to the memo table becomes linear in the maximum number of subclause matches of a OneOrMore match, i.e.  $O(m)$ .

Rewriting OneOrMore clauses into right-recursive form changes the structure of the parse tree into right-associative form. This transformation can be easily and automatically reversed once parsing is complete, by flattening each right-recursive linked list of OneOrMore subclause matches into an array of subclause matches of a single OneOrMore node. This is implemented in the reference parser by adding a `Match.getSubClauseMatches` method that flattens the right-recursive list for OneOrMore matches, but simply returns the subclause match array without modification for other clause types.

#### 4.3 Reducing the number of spurious matches using a lex preprocessing pass

When processing input right-to-left, spurious matches may be found that would not be found in a standard recursive descent parse. For example, a right-to-left parse might match words in a comment or quoted string as identifiers. These matches will not be connected to the final parse tree, so they do not affect the structure of the final parse tree, but they take up unnecessary space in the memo table. Fortunately spurious matches rarely cascade far up the grammar hierarchy, due to typically lacking much recognizable structure, therefore the impact on memory consumption and parsing time of these spurious matches tends to be limited. The overhead of spurious matches will therefore typically amount to only a moderately small constant factor, and these spurious matches do not change the big-Oh time or space complexity of the parser.

The overhead of spurious matches can be ameliorated through the use of a lexing or tokenization step, which greedily consumes tokens from left to right until all the input is consumed. Lexing is used as a preprocessing step in many parsers. (A lexical token could be an identifier, a symbol, or a complete quoted string or comment.) These token matches are then used to seed the memo table, replacing the initial memo table seeding step in which every terminal clause is matched at every input position.

Note, however, that lexing will only work for simple grammars, and may cause recognition problems, since the limited pattern recognition capabilities of a lexer may change the recognized language. In fact it is impossible in the general case to create a lexer that is aware of all hierarchical context – that is what a parser accomplishes. To allow a lexer to recognize all possible reasonable tokens, all matches of any lex token pattern at any position must be found. If

multiple tokens of different length match at the same start position, then the lexer must look for the next token starting from each of the possible token end positions. In the worst case, this can devolve into having to match each lex token at each start position, which is no better than the current initialization step of matching every terminal at every start position. For these reasons, lexing is probably not advisable, unless the grammar is simple and lexing can be executed unambiguously.

The overhead of non-lexed pika parsing due to spurious matches can be viewed as a price that can be paid for the benefits of direct support for left recursive grammars, and optimal error recovery.

## 5 AUTOMATIC CONVERSION OF PARSE TREE INTO AN ABSTRACT SYNTAX TREE (AST)

The structure of the parse tree resulting from a parse is directly induced by the structure of the grammar, i.e. there is one node in the parse tree for each clause and subclause of the grammar that matched the input. Many of these nodes can be ignored (e.g. nodes that match semantically-irrelevant whitespace or comments in the input), and could be suppressed in the output tree. Mapping the parse tree into a simpler structure that contains only the nodes of interest results in the Abstract Syntax Tree (AST).

The reference parser supports the syntax (`ASTNodeLabel: Clause`) for labeling any subclause in the grammar. After parsing is complete, all matches in the parse tree that do not have an AST node label are simply elided from the parse tree. The resulting simplified tree is the AST (Fig. 6).

## 6 FUTURE WORK

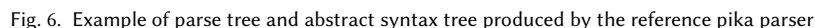
The pika parser algorithm could be extended to enable *incremental parsing* [13], in which when a document is parsed and then subsequently edited, only the minimum necessary subset of parsing work is performed, and the as much work as possible is reused from the prior parsing operation.

To enable incremental parsing in a pika parser when a span of the input string that has changed, it is necessary to throw away all parse tree matches that span the changed region of the input. Bottom-up parsing is then seeded from terminal matches within the changed region, and the main parsing loop is run again in the usual bottom-up, right to left order.

Some care will also need to be taken to ensure that the memo table is indexed not based on start position of a match (which is an absolute position, therefore affected by insertions and deletions), but rather based on cumulative length of matches. Otherwise, insertions or deletions in the middle of the input string will require the start positions of all parse tree nodes to the right of the change to be updated with the new start position, and memo table entries will all have to be moved too. Dealing with this efficiently requires changing `MemoKey` so that it no longer includes an absolute `startPos` field, but also the way memo entries are looked up needs to be changed so that the position of a match is determined by traversing a path down from the root of the parse tree to the match, adding up the number of characters consumed by previous sibling subclauses of the nodes on the path. The memo table also needs to be modified to look up columns in a heap or balanced tree, with insertions and deletions to the input string resulting in insertions and deletions in the column index.

Because the memo table tends to accumulate spurious matches that are not linked into the final parse tree, to keep memory usage low in an incremental pika parser that is built into an editor or IDE, the memo table should be periodically garbage collected by running a complete (non-incremental) parse from scratch.

There is some complexity to the above steps, and pika parsing already has favorable big-Oh time complexity compared to many other parsing algorithms. Therefore, unless it is necessary to enable the editing of enormous documents in



Manuscript submitted to ACM

The reference parser is significantly optimized, for example all clauses are *interned*, so that rules that share a subclause do not result in duplicate rows in the memo table. Additionally, rule references are replaced with direct references to the rule, to save on lookup time while traversing the grammar during parsing. The optimization for reducing the number of memoized zero-length matches described in Section 4.1 are also implemented in the reference parser. These optimizations make preprocessing the grammar more complicated, but result in significant performance gains.

The reference implementation includes a *meta-grammar* that is able to parse a PEG grammar written in ASCII notation, making it easy to write new grammars using the reference parser.

## 8 CONCLUSION

The *pika parser* is a new type of PEG parser that employs dynamic programming to parse a document in reverse (from the end to the beginning of the input), and bottom-up (from individual characters up to the root of the parse tree). Bottom-up parsing enables left-recursive grammars to be parsed directly, making grammar writing simpler, and also enables almost perfect error recovery after syntax errors, making pika parsers useful for implementing IDEs and compilers. The pika parser performs within a moderately small constant factor of packrat parsing and has the same big-Oh complexity, i.e. pika parsing is linear in the length of the input and the depth of the grammar. Several optimizations were presented to reduce the size of the memo table. Mechanisms for implementing precedence climbing and left or right associativity were demonstrated for PEG grammars, and several new insights were provided into precedence, associativity, and left recursion. A reference implementation of the pika parser is available under an MIT license.

## REFERENCES

- [1] Alfred V Aho, Stephen C Johnson, and Jeffrey D Ullman. 1975. Deterministic parsing of ambiguous grammars. *Commun. ACM* 18, 8 (1975), 441–452.
- [2] Alfred V. Aho, Monica S. Lam, Ravi Sethi, and Jeffrey D. Ullman. 2006. *Compilers: principles, techniques, and tools*.
- [3] Alfred V Aho and Jeffrey D Ullman. 1972. *The theory of parsing, translation, and compiling*. Vol. 1. Prentice-Hall Englewood Cliffs, NJ.
- [4] Alfred V. Aho and Jeffrey D. Ullman. 1977. *Principles of Compiler Design*. Addison-Wesley.
- [5] Noam Chomsky. 1956. Three models for the description of language. *IRE Transactions on information theory* 2, 3 (1956), 113–124.
- [6] Noam Chomsky. 1959. On certain formal properties of grammars. *Information and Control* 2, 2 (1959), 137–167.
- [7] William John Cocke, Jacob T Schwartz, and Courant Institute of Mathematical Sciences. 1970. *Programming languages and their compilers*. Courant Institute of Mathematical Sciences.
- [8] Douglas Crockford. 2007. Top down operator precedence. *Beautiful Code: Leading Programmers Explain How They Think* (2007), 129–145.
- [9] H Daniel. 1967. Younger. Recognition and parsing of context-free languages in time  $n^3$ . *Information and Control* 10, 2 (1967), 189–208.
- [10] Sérgio Queiroz de Medeiros, Gilney de Azevedo Alvez Junior, and Fabio Mascarenhas. 2020. Automatic syntax error reporting and recovery in parsing expression grammars. *Science of Computer Programming* 187 (2020), 102373.
- [11] Sérgio Queiroz de Medeiros and Fabio Mascarenhas. 2018. Syntax error recovery in parsing expression grammars. In *Proceedings of the 33rd Annual ACM Symposium on Applied Computing*. 1195–1202.
- [12] Franklin Lewis DeRemer. 1969. *Practical translators for LR (k) languages*. Ph.D. Dissertation. Massachusetts Institute of Technology.
- [13] Patrick Dubroy and Alessandro Warth. 2017. Incremental packrat parsing. In *Proceedings of the 10th ACM SIGPLAN International Conference on Software Language Engineering*. 14–25.
- [14] Jay Earley. 1970. An efficient context-free parsing algorithm. *Commun. ACM* 13, 2 (1970), 94–102.
- [15] Robert W Floyd. 1963. Syntactic analysis and operator precedence. *Journal of the ACM (JACM)* 10, 3 (1963), 316–333.
- [16] Bryan Ford. 2002. *Packrat parsing: a practical linear-time algorithm with backtracking*. Ph.D. Dissertation. Massachusetts Institute of Technology.
- [17] Bryan Ford. 2004. Parsing expression grammars: a recognition-based syntactic foundation. In *Proceedings of the 31st ACM SIGPLAN-SIGACT symposium on Principles of programming languages*. 111–122.
- [18] Richard A Frost and Rahmatullah Hafiz. 2006. A new top-down parsing algorithm to accommodate ambiguity and left recursion in polynomial time. *ACM SIGPLAN Notices* 41, 5 (2006), 46–54.
- [19] Richard A. Frost, Rahmatullah Hafiz, and Paul C. Callaghan. 2007. Modular and Efficient Top-down Parsing for Ambiguous Left-Recursive Grammars. In *Proceedings of the 10th International Conference on Parsing Technologies (Prague, Czech Republic) (IWPT 2007)*. Association for Computational Linguistics, USA, 109–120.

- [20] Jim Gray. 1969. *Precedence parsers for programming languages*. Ph.D. Dissertation. University of California Berkeley, Calif.
- [21] Tadao Kasami. 1966. An efficient recognition and syntax-analysis algorithm for context-free languages. *Coordinated Science Laboratory Report no. R-257* (1966).
- [22] Martin Kay. 1980. Algorithm schemata and data structures in syntactic processing. *Technical Report* (1980).
- [23] Stephen Cole Kleene. 1951. Representation of events in nerve nets and finite automata. *RAND Research Memorandum RM-704* (1951).
- [24] Donald E Knuth. 1962. History of writing compilers. In *Proceedings of the 1962 ACM National Conference on Digest of Technical Papers*. 43.
- [25] Donald E Knuth. 1965. On the translation of languages from left to right. *Information and Control* 8, 6 (1965), 607–639.
- [26] Joseph B Kruskal. 1983. An overview of sequence comparison: Time warps, string edits, and macromolecules. *SIAM review* 25, 2 (1983), 201–237.
- [27] Bernard Lang. 1974. Deterministic techniques for efficient non-deterministic parsers. In *International Colloquium on Automata, Languages, and Programming*. Springer, 255–269.
- [28] Vladimir I Levenshtein. 1966. Binary codes capable of correcting deletions, insertions, and reversals. In *Soviet Physics Doklady*, Vol. 10. 707–710.
- [29] Robert McNaughton and Hisao Yamada. 1960. Regular expressions and state graphs for automata. *IRE transactions on Electronic Computers* 1 (1960), 39–47.
- [30] Sérgio Medeiros, Fabio Mascarenhas, and Roberto Ierusalimsky. 2014. Left recursion in parsing expression grammars. *Science of Computer Programming* 96 (2014), 177–190.
- [31] Peter Norvig. 1991. Techniques for automatic memoization with applications to context-free parsing. *Computational Linguistics* 17, 1 (1991), 91–98.
- [32] Keshav Pingali and Gianfranco Bilardi. 2012. Parsing with Pictures. *UTCS tech report TR-2012* (2012).
- [33] Vaughan R Pratt. 1973. Top down operator precedence. In *Proceedings of the 1st Annual ACM SIGACT-SIGPLAN Symposium on Principles of Programming Languages*. 41–51.
- [34] Peter Ružička. 1979. Validity test for Floyd's operator-precedence parsing algorithms. In *International Symposium on Mathematical Foundations of Computer Science*. Springer, 415–424.
- [35] Klaus Samelson and Friedrich L Bauer. 1960. Sequential formula translation. *Commun. ACM* 3, 2 (1960), 76–83.
- [36] Michael Sipser. 2012. *Introduction to the Theory of Computation*. Cengage Learning.
- [37] J Penello Thomas. 1986. Very fast LR parsing. *ACM SIGPLAN Notices* 21, 7 (1986), 145–151.
- [38] Masaru Tomita. 2013. *Efficient parsing for natural language: a fast algorithm for practical systems*. Vol. 8. Springer Science & Business Media.
- [39] Andrew Viterbi. 1967. Error bounds for convolutional codes and an asymptotically optimum decoding algorithm. *IEEE transactions on Information Theory* 13, 2 (1967), 260–269.
- [40] Frédéric Voisin. 1988. A bottom-up adaptation of Earley's parsing algorithm. In *International Workshop on Programming Language Implementation and Logic Programming*. Springer, 146–160.
- [41] Alessandro Warth, James R Douglass, and Todd Millstein. 2008. Packrat parsers can support left recursion. In *Proceedings of the 2008 ACM SIGPLAN symposium on Partial evaluation and semantics-based program manipulation*. 103–110.

## LISTINGS

---

```

1 E4 <- '(' E0 ')';
2 E3 <- ([0-9]+ / [a-z]+) / E4;
3 E2 <- ('-' E3) / E3;
4 E1 <- (E2 ('*' / '/' ) E2) / E2;
5 E0 <- (E1 ('+' / '-' ) E1) / E1;

```

---

Listing 1. A primitive precedence-climbing grammar

---

```

1 E4 <- '(' (E4 / E0) ')';
2 E3 <- ([0-9]+ / [a-z]+) / E4;
3 E2 <- ('-' (E2 / E3)) / E3;
4 E1 <- (E1 ('*' / '/' ) E2) / E2;
5 E0 <- (E0 ('+' / '-' ) E1) / E1;

```

---

Listing 2. Improved precedence-climbing grammar, supporting left associativity and self-nesting of parentheses and unary minus

---

```

1 E[4] <- '(' E ')';
2 E[3] <- [0-9]+ / [a-z]+;
3 E[2] <- '-' E;
4 E[1,L] <- E ('*' / '/' ) E;
5 E[0,L] <- E ('+' / '-' ) E;

```

---

Listing 3. Shorthand reference parser notation for the grammar of Listing 2

---

```

1 class MemoKey implements Comparable<MemoKey> {
2     Clause clause;
3     int startPos;
4
5     @Override
6     public int compareTo(MemoKey other) {
7         // Sort MemoKeys in reverse order of startPos
8         int diff = -(this.startPos - other.startPos);
9         if (diff != 0) {
10             return diff;
11         }
12         // Break ties using topological sort index of clause, sorting bottom-up
13         return this.clause.clauseIdx - other.clause.clauseIdx;
14     }
15 }

```

---

Listing 4. The MemoKey class

---

```

1 class Grammar {
2     List<Clause> allClauses;
3
4     MemoTable parse(String input) {
5         var memoTable = new MemoTable(this);
6         var priorityQueue = new PriorityQueue<MemoKey>();
7
8         // Initialize the memo table
9         for (var clause : allClauses) {
10             if (clause instanceof Terminal) {
11                 for (var startPos = 0; startPos < input.length(); startPos++) {
12                     var memoKey = new MemoKey(clause, startPos);
13                     var match = clause.match(memoTable, memoKey, input);
14                     memoTable.addMatch(memoKey, match, priorityQueue);
15                 }
16             }
17         }
18
19         // Main parsing loop
20         while (!priorityQueue.isEmpty()) {
21             var memoKey = priorityQueue.remove();
22             var match = memoKey.clause.match(memoTable, memoKey, input);
23             memoTable.addMatch(memoKey, match, priorityQueue);
24         }
25         return memoTable;
26     }
27 }

```

---

Listing 5. The Grammar class (which contains the main parse method)



---

```

1 abstract class Clause {
2     Clause[] subClauses;
3     Set<Clause> seedParentClauses;
4     boolean canMatchZeroChars;
5     int clauseIdx;
6
7     abstract Match match(MemoTable memoTable, MemoKey memoKey, String input);
8 }

```

---

Listing 6. The Clause class

---

```

1 class Char extends Terminal {
2     char c;
3
4     @Override
5     Match match(MemoTable memoTable, MemoKey memoKey, String input) {
6         return memoKey.startPos < input.length() && input.charAt(memoKey.startPos) == c
7             ? new Match(memoKey, /* firstMatchingSubClauseIdx = */ 0, /* len = */ 1,
8                 /* subclauseMatches = */ new Match[0]);
9         : null;
10    }
11 }

```

---

Listing 7. The implementation of the Char terminal (Terminal extends Clause)

---

```

1 class Seq extends Clause {
2     @Override
3     Match match(MemoTable memoTable, MemoKey memoKey, String input) {
4         Match[] subClauseMatches = null;
5         var currStartPos = memoKey.startPos;
6         for (int subClauseIdx = 0; subClauseIdx < subClauses.length; subClauseIdx++) {
7             var subClause = subClauses[subClauseIdx];
8             var subClauseMemoKey = new MemoKey(subClause, currStartPos);
9             var subClauseMatch = memoTable.lookupBestMatch(subClauseMemoKey);
10            if (subClauseMatch == null) {
11                // Fail after first subclause fails to match
12                return null;
13            }
14            if (subClauseMatches == null) {
15                subClauseMatches = new Match[subClauses.length];
16            }
17            subClauseMatches[subClauseIdx] = subClauseMatch;
18            currStartPos += subClauseMatch.len;
19        }
20        return new Match(memoKey, /* firstMatchingSubClauseIdx = */ 0,
21            /* len = */ currStartPos - memoKey.startPos, subClauseMatches);
22    }
23 }

```

---

Listing 8. The implementation of the Seq PEG operator

---

```

1 class Match {
2     MemoKey memoKey;
3     int len;
4     Match[] subClauseMatches;
5     int firstMatchingSubClauseIdx;
6
7     boolean isBetterThan(Match other) {
8         // An earlier subclause match in a First clause is better than a later subclause match;
9         // a longer match is better than a shorter match
10        return (memoKey.clause instanceof First
11            && this.firstMatchingSubClauseIdx < other.firstMatchingSubClauseIdx)
12            || this.len > other.len;
13    }
14 }

```

---

Listing 9. The Match class

---

```

1 class MemoTable {
2     Map<Clause, NavigableMap<Integer, Match>> memoTable = new HashMap<>();
3
4     MemoTable(Grammar grammar) {
5         for (var clause : grammar.allClauses) {
6             memoTable.put(clause, new TreeMap<>()); // Create 2nd level map for each clause
7         }
8     }
9
10    Match lookUpBestMatch(MemoKey memoKey) {
11        return memoTable.get(memoKey.clause).get(memoKey.startPos);
12    }
13
14    void addMatch(MemoKey memoKey, Match newMatch, PriorityQueue<MemoKey> priorityQueue) {
15        if (newMatch != null) {
16            var clauseMatches = memoTable.get(memoKey.clause);
17            var oldMatch = clauseMatches.get(memoKey.startPos);
18            if ((oldMatch == null || newMatch.isBetterThan(oldMatch))) {
19                clauseMatches.put(memoKey.startPos, newMatch);
20                for (var seedParentClause : memoKey.clause.seedParentClauses) {
21                    priorityQueue.add(new MemoKey(seedParentClause, memoKey.startPos));
22                }
23            }
24        }
25    }
26 }

```

---

Listing 10. The MemoTable class

---

```

1 class MemoTable {
2     Map<Clause, NavigableMap<Integer, Match>> memoTable = new HashMap<>();
3
4     MemoTable(Grammar grammar) {
5         for (var clause : grammar.allClauses) {
6             memoTable.put(clause, new TreeMap<>()); // Create 2nd level map for each clause
7         }
8     }
9
10    Match lookUpBestMatch(MemoKey memoKey) {
11        var bestMatch = memoTable.get(memoKey.clause).get(memoKey.startPos);
12        if (bestMatch != null) {
13            return bestMatch;
14        } else if (memoKey.clause.canMatchZeroChars) {
15            return new Match(memoKey, 0, 0, new Match[0]); // New zero-length match
16        }
17        return null;
18    }
19
20    void addMatch(MemoKey memoKey, Match newMatch, PriorityQueue<MemoKey> priorityQueue) {
21        var matchUpdated = false;
22        if (newMatch != null) {
23            var clauseMatches = memoTable.get(memoKey.clause);
24            var oldMatch = clauseMatches.get(memoKey.startPos);
25            if ((oldMatch == null || newMatch.isBetterThan(oldMatch))) {
26                clauseMatches.put(memoKey.startPos, newMatch);
27                matchUpdated = true;
28            }
29        }
30        for (var seedParentClause : memoKey.clause.seedParentClauses) {
31            if (matchUpdated || seedParentClause.canMatchZeroChars) {
32                priorityQueue.add(new MemoKey(seedParentClause, memoKey.startPos));
33            }
34        }
35    }
36 }

```

---

Listing 11. Updated MemoTable methods for handling zero-length matches with minimal memoization

---

```
1 @Override
2 public void determineWhetherCanMatchZeroChars() {
3     // For Seq, all subclauses must be able to match zero characters for the whole clause to
4     // be able to match zero characters
5     this.canMatchZeroChars = true;
6     for (var subClause : this.subClauses) {
7         if (!subClause.canMatchZeroChars) {
8             this.canMatchZeroChars = false;
9             break;
10        }
11    }
12 }
13
14 @Override
15 public void addAsSeedParentClause() {
16     // All sub-clauses up to and including the first clause that matches one or more characters
17     // needs to seed its parent clause if there is a subclause match
18     for (var subClause : this.subClauses) {
19         subClause.seedParentClauses.add(this);
20         if (!subClause.canMatchZeroChars) {
21             // Subsequent subclauses don't need to seed this parent clause, because this clause
22             // consumes one character or more, so all subsequent subclause matches are to the right
23             break;
24         }
25     }
26 }
```

---

Listing 12. Methods of the Seq class used to determine whether a Seq clause can match zero characters, and to find which subclauses need to seed the Seq clause as a parent