

HiFaceGAN: Face Renovation via Collaborative Suppression and Replenishment

Lingbo Yang*
Shanshe Wang
Siwei Ma[†]
Wen Gao

Institute of Digital Media, Peking
University, Beijing, China
{lingbo,sswang,swma,wgao}@pku.edu.cn

Chang Liu*
University of Chinese
Academy of Sciences
Beijing, China

liuchang615@mails.ucas.ac.cn

Pan Wang
Peiran Ren
DAMO Academy, Alibaba Group
Hangzhou, China
{dixian.wp,peiran.rpr}@alibaba-
inc.com

ABSTRACT

Existing face restoration researches typically rely on either the image degradation prior or explicit guidance labels for training, which often lead to limited generalization ability over real-world images with heterogeneous degradation and rich background contents. In this paper, we investigate a more challenging and practical “dual-blind” version of the problem by lifting the requirements on both types of prior, termed as “Face Renovation”(FR). Specifically, we formulate FR as a semantic-guided generation problem and tackle it with a collaborative suppression and replenishment (CSR) approach. This leads to HiFaceGAN, a multi-stage framework containing several nested CSR units that progressively replenish facial details based on the hierarchical semantic guidance extracted from the front-end content-adaptive suppression modules. Extensive experiments on both synthetic and real face images have verified the superior performance of our HiFaceGAN over a wide range of challenging restoration subtasks, demonstrating its versatility, robustness and generalization ability towards real-world face processing applications. Code is available at <https://github.com/Lotayou/Face-Renovation>.

CCS CONCEPTS

• **Computing methodologies** → **Computer vision**.

KEYWORDS

Face Renovation, image synthesis, collaborative learning

ACM Reference Format:

Lingbo Yang, Shanshe Wang, Siwei Ma, Wen Gao, Chang Liu, Pan Wang, and Peiran Ren. 2020. HiFaceGAN: Face Renovation via Collaborative Suppression and Replenishment. In *28th ACM International Conference on Multimedia (MM '20)*, October 12–16, 2020, Seattle, WA, USA. ACM, New York, NY, USA, 10 pages. <https://doi.org/10.1145/3394171.3413965>

*Equal contribution. Authors are ordered horizontally, just ignore the above format.

[†]Corresponding author.

Permission to make digital or hard copies of all or part of this work for personal or classroom use is granted without fee provided that copies are not made or distributed for profit or commercial advantage and that copies bear this notice and the full citation on the first page. Copyrights for components of this work owned by others than ACM must be honored. Abstracting with credit is permitted. To copy otherwise, or republish, to post on servers or to redistribute to lists, requires prior specific permission and/or a fee. Request permissions from [permissions@acm.org](https://permissions.acm.org).

MM '20, October 12–16, 2020, Seattle, WA, USA.

© 2020 Association for Computing Machinery.

ACM ISBN 978-1-4503-7988-5/20/10...\$15.00

<https://doi.org/10.1145/3394171.3413965>

1 INTRODUCTION

Face photographs record long-lasting precious memories of individuals and historical moments of human civilization. Yet the limited conditions in the acquisition, storage, and transmission of images inevitably involve complex, heterogeneous degradations in real-world scenarios, including discrete sampling, additive noise, lossy compression, and beyond. With great application and research value, face restoration has been widely concerned by industry and academia, as a plethora of works [41][48][37] devoted to address specific types of image degradation. Yet it still remains a challenge towards more generalized, unconstrained application scenarios, where few works can report satisfactory restoration results.

For face restoration, most existing methods typically work in a “non-blind” fashion with specific degradation of prescribed type and intensity, leading to a variety of sub-tasks including super resolution[58][8][34][55], hallucination [47][29], denoising[1][60], deblurring [48][25][26] and compression artifact removal [37][7][39]. However, task-specific methods typically exhibit poor generalization over real-world images with complex and heterogeneous degradations. A case in point shown in Fig. 1 is a historic group photograph taken at the Solvay Conference, 1927, that super-resolution methods, ESRGAN [55] and Super-FAN [4], tend to introduce additional artifacts, while other three task-specific restoration methods barely make any difference in suppressing degradation artifacts or replenishing fine details of hair textures, wrinkles, etc., revealing the impracticality of task-specific restoration methods.

When it comes to blind image restoration [43], researchers aim to recover high-quality images from their degraded observation in a “single-blind” manner without *a priori* knowledge about the type and intensity of the degradation. It is often challenging to reconstruct image contents from artifacts without degradation prior, necessitating additional guidance information such as categorial [2] or structural prior [5] to facilitate the replenishment of faithful and photo-realistic details. For blind face restoration [35][6], facial landmarks [4], parsing maps [53], and component heatmaps [59] are typically utilized as external guidance labels. In particular, Li *et.al.* explored the guided face restoration problem [31][30], where an additional high-quality face is utilized to promote fine-grained detail replenishment. However, it often leads to limited feasibility for restoring photographs without ground truth annotations. Furthermore, for real-world images with complex background, introducing unnecessary guidance could lead to inconsistency between the quality of renovated faces and unattended background contents.




Figure 1: Face renovation results of related state-of-the-art methods. Our HiFaceGAN achieves the best perceptual quality as measured by the Naturalness Image Quality Evaluator (NIQE) [42]. (Best to view on the computer screen for your convenience to zoom in and compare the quality of facial details. Ditto for other figures.)

In this paper, we formally propose “Face Renovation”(FR), an extra challenging, yet more practical task for photo-realistic face restoration under a “dual-blind” condition, lifting the requirements of both the degradation and structural prior for training. Specifically, we formulate FR as a semantic-guided face synthesis problem, and propose to tackle this problem with a collaborative suppression and replenishment(CSR) framework. To implement FR, we propose HiFaceGAN, a generative framework with several nested CSR units to perform face renovation in a multi-stage fashion with hierarchical semantic guidance. Each CSR unit contains a suppression module for extracting layered semantic features with content-adaptive convolution, which are utilized to guide the replenishment of corresponding semantic contents. Extensive experiments are conducted on both the synthetic FFHQ [19] dataset and real-world images against competitive degradation-specific baselines, highlighting the challenges in the proposed face renovation task and the superiority of our framework. In summary, our contributions are threefold:

- We present a challenging yet practical task, termed as “Face Renovation (FR)”, to tackle unconstrained face restoration problems in a “dual-blind” fashion, lifting the requirements on both degradation and structure prior.
- We propose the well-designed HiFaceGAN, a collaborative suppression and replenishment (CSR) framework nested with several CSR modules for photorealistic face renovation.
- Extensive experiments are conducted on both synthetic and real face images with significant performance gain over a variety of “non-blind” and “single-blind” baselines, verifying the versatility, robustness and generalization capability of the proposed HiFaceGAN.

2 RELATED WORKS

2.1 Non-Blind Face Restoration

Image restoration consists of a variety of subtasks, such as denoising [1][60], deblurring [25][26] and compression artifact removal [7][39]. In particular, image super resolution [8][34][27][55] and its counterpart for faces, hallucination [47][12][49][29], can be considered as specific types of restoration against downsampling. However, existing works often works in a “non-blind” fashion by prescribing the degradation type and intensity during training, leading to dubious generalization ability over real images with complex, heterogeneous degradation. In this paper, we perform face renovation by replenishing facial details based on hierarchical semantic guidance that are more robust against mixed degradation, and achieves superior performance over a wide range of restoration subtasks against state-of-the-art “non-blind” baselines.

2.2 Blind Face Restoration

Blind image restoration [43] [3][32] aims to directly learn the restoration mapping based on observed samples. However, most existing methods for general natural images are still sensitive to the degradation profile [9] and exhibit poor generalization over unconstrained testing conditions. For category-specific [2] (face) restoration, it is commonly believed that incorporating external guidance on facial prior would boost the restoration performance, such as semantic prior [38], identity prior [12], facial landmarks [4][5] or component heatmaps [59]. In particular, Li *et al.* [31] explored the guided face restoration scenario with an additional high-quality guidance image to help with the generation of facial details. Other works utilize objectives related to subsequent vision tasks to guide the restoration, such as semantic segmentation [36] and recognition [61]. In this paper, we further explore the “dual-blind” case

targeting at unconstrained face renovation in real-world applications. Particularly, we reveal an astonishing fact that with collaborative suppression and replenishment, the dual-blind face renovation network can even outperform state-of-the-art “single-blind” methods due to the increased capability for enhancing non-facial contents. This brings fresh new insights for tackling unconstrained face restoration problem from a generative view.

2.3 Deep Generative Models for Face Images

Deep generative models, especially GANs [11] have greatly facilitated conditional image generation tasks [16][63], especially for high-resolution faces [18][19][20]. Existing methods can be roughly summarized into two categories: semantic-guided methods utilize parsing maps [53], edges [54], facial landmarks [4] or anatomical action units [46] to control the layout and expression of generated faces, and style-guided generation [19][20] utilize adaptive instance normalization [15] to inject style guidance information into generated images. Also, combining semantic and style guidance together leads to multi-modal image generation [64], enabling separable pose and appearance control of the output images. Inspired by SPADE [44] and SEAN [45] for semantic-guided image generation based on *external* parsing maps, our HiFaceGAN utilizes the SPADE layers to implement collaborative suppression and replenishment for multi-stage face renovation, which progressively replenishes plausible details based on hierarchical semantic guidance, leading to an automated renovation pipeline without external guidance.

3 FACE RENOVATION

Generally, the acquisition and storage of digitized images involves many sources of degradations, including but not limited to discrete sampling, camera noise and lossy compression. Non-blind face restoration methods typically focus on reversing a specific source of degradation, such as super resolution, denoising and compression artifact removal, leading to limited generalization capability over varying degradation types, Fig 1. On the other hand, blind face restoration often relies on the structural prior or external guidance labels for training, leading to quality inconsistency between foreground and background contents. To resolve the issues in existing face restoration works, we present face renovation to explore the capability of generative models for “dual-blind” face restoration without degradation prior and external guidance. Although it would be ideal to collect authentic low-quality and high-quality image pairs of real persons for better degradation modeling, the associated legal issues concerning privacy and portraiture rights are often hard to circumvent. In this work, we perturb a challenging, yet purely artificial face dataset [19] with heterogeneous degradation in varying types and intensities to simulate the real-world scenes for FR. Thereafter, the methodology and comprehensive evaluation metrics for FR are analyzed in detail.

3.1 Degradation Simulation

With richer facial details, more complex background contents, and higher diversity in gender, age, and ethnic groups, the synthetic dataset FFHQ [19] is chosen for evaluating FR models with sufficient challenges. We simulate the real-world image degradation by perturbing the FFHQ dataset with different types of degradations

corresponding to respective face processing subtasks, which will be also evaluated upon our proposed framework to demonstrate its versatility. For FR, we superimpose four types of degradation (except 16x mosaic) over clean images in random order with uniformly sampled intensity to replicate the challenge expected for real-world application scenarios.¹ Fig. 2 displays the visual impact of each type of degradation upon a clean input face. It is evident that mosaic is the most challenging due to the severe corruption of facial boundaries and fine-grained details. Blurring and down-sampling are slightly milder, with the structural integrity of the face almost intact. Finally, JPEG compression and additive noise are the least conceptually obtrusive, where even the smallest details (such as hair bang) are clearly discernable. As will be evidenced later in Sec. 5.1, the visual impact is consistent with the performance of the proposed face renovation model. Finally, the full degradation for FR is more complex and challenging than all subtasks (except 16x mosaic), with both additive noises/artifacts and detail loss/corruption. We believe the proposed degradation simulation can provide sufficient yet still manageable challenge towards real-world FR applications.

3.2 Methodology

With the single dominated type of degradation, existing methods are devoted to fit an inverse transformation to recover the image content. When it comes to real-world scenes, the low-quality facial images usually contain unidentified heterogeneous degradation, necessitating a unified solution that can simultaneously address common degradations without prior knowledge. Given a severely degraded facial image, the renovation can be reasonably decomposed into two steps, 1) suppressing the impact of degradations and extracting robust semantic features; 2) replenishing fine details in a multi-stage fashion based on extracted semantic guidance. Generally speaking, a facial image can be decomposed into semantic hierarchies, such as structures, textures, and colors, which can be captured within different receptive fields [?]. Also, noise and artifacts need to be adaptively identified and suppressed according to different scale information. This motivates the design of HiFaceGAN, a multi-stage renovation framework consisting of several nested collaborative suppression and replenishment(CSR) units that is capable of resolving all types of degradation in a unified manner. Implementation details will be introduced in the following section.

3.3 Evaluation Criterion

For real-world applications, the evaluation criterion for face renovation should be more consistent with human perception rather than machine judgement. Therefore, besides commonly-adopted PSNR and SSIM [56][57] metrics, the evaluation criterion for FR should also reflect the semantic fidelity and perceptual realism of renovated faces. For semantic fidelity, we measure the feature embedding distance (FED) and landmark localization error (LLE) with a pretrained face recognition model [21], where the average L2 norm between feature embeddings is adopted for both metrics. For perceptual realism, we introduce FID [13] and LPIPS [62] to evaluate the distributional and elementwise distance between original and generated samples in the respective perceptual spaces: For FID it is defined by a pre-trained Inception V3 model [52], and for LPIPS,

¹The python script will be provided in supplementary materials.




Figure 2: Visualization of degradation types and the corresponding face manipulation tasks.

an AlexNet [24]. Also, the NIQE [42] metric adopted for the 2018 PIRM-SR challenge [55] is introduced to measure the naturalness of renovated results for in-the-wild face images. Moreover, we will explain the trade-off between statistical and perceptual scores with ablation study detailed in Sec. 5.3.

4 THE PROPOSED HIFACEGAN

In this section, we detail the architectural design and working mechanism of the proposed HiFaceGAN. As shown in Fig. 3, the suppression modules aim to suppress heterogeneous degradation and encode robust hierarchical semantic information to guide the subsequent replenishment module to reconstruct the renovated face with corresponding photorealistic details. Further, we will illustrate the multi-stage renovation procedure and the functionality of individual units in Fig. 5 to justify the proposed methodology and provide new insights to the face renovation task.

4.1 Network Architecture

We propose a nested architecture containing several CSR units that each attend to a specific semantic aspect. Concretely, we cascade the front-end suppression modules to extract layered semantic features, in an attempt to capture the semantic hierarchy of the input image. Accordingly, the corresponding multi-stage renovation pipeline is implemented via several cascaded replenishment modules that each attend to the incoming layer of semantics. Note that the resulted renovation mechanism differs from the commonly-perceived coarse-to-fine strategy as in progressive GAN [18][22]. Instead, we allow the proposed framework to automatically learn a reasonable semantic decomposition and the corresponding face renovation procedure in a completely data-driven manner, maximizing the collaborative effect between the suppression and replenishment modules. More evidence will be provided in Sec. 4.3.

Suppression Module A key challenge for face renovation lies in the heterogeneous degradation mingled within real-world images, where a conventional CNN layer with fixed kernel weights could suffer from the limited ability to discriminate between image contents and degradation artifacts. Let’s first look at a conventional spatial convolution with kernel $W \in \mathbb{R}^{C \times C' \times S \times S}$,

$$\text{conv}(F; W)_i = (F * W)_i = \sum_{j \in \Omega(i)} w_{\Delta ji} f_j \quad (1)$$

where i, j are 2D spatial coordinates, $\Omega(i)$ is the sliding window centering at i , Δji is the offset between j and i that is used for indexing elements in W . The key observation from Eqn. (1) is that the conventional CNN layer shares the same kernel weights over the entire image, making the feature extraction pipeline *content-agnostic*. In other words, both the image content and degradation artifacts will be treated in an equal manner and aggregated into the final feature representation, with potentially negative impacts to the renovated image. Therefore, it is highly desirable to select and aggregate informative features with *content-adaptive* filters, such as LIP [10] or PAC [51]. In this work, we implement the suppression module as shown in Fig. 4 to replace the conventional convolution operation in Eqn. (1), which helps select informative feature responses and filter out degradation artifacts through adaptive kernels. Mathematically,

$$S(F; W)_i = \sum_{j \in \Omega(i)} \phi(f_j, f_i) w_{\Delta ji} f_j \quad (2)$$

where $\phi(\cdot, \cdot)$ aims to modulate the weight of convolution kernels with respect to the correlations between neighborhood features. Intuitively, one would expect a correlation metric to be symmetric, i.e. $\phi(f_i, f_j) = \phi(f_j, f_i), \forall f_i, f_j \in \mathbb{R}^C$, which can be fulfilled via the following parameterized inner-product function:

$$\phi(f_i, f_j) = \mathcal{D}(\mathcal{G}(f_i)^\top \mathcal{G}(f_j)) \quad (3)$$

where $\mathcal{G} : \mathbb{R}^C \rightarrow \mathbb{R}^D$ carries the raw input feature vector $f_i \in \mathbb{R}^C$ into the D -dimensional correlation space to reduce the redundancy of raw input features between channels, and \mathcal{D} is a non-linear activation layer to adjust the range of the output, such as sigmoid or tanh. In practice, we implement \mathcal{G} with a small multi-layer perceptron to learn the modulating criterion in an end-to-end fashion, maximizing the discriminative power of semantic feature selection for subsequent detail replenishment.

Replenishment Module Having acquired semantic features from the front-end suppression module, we now focus on utilizing the encoded features for guided detail replenishment. Existing works on semantic-guided generation have achieved remarkable progress with spatial adaptive denormalization (SPADE) [44], where semantic parsing maps are utilized to guide the generation of details that belong to different semantic categories, such as sky, sea, or trees. We leverage such progress by incorporating the SPADE block into our cascaded CSR units, allowing effective utilization of encoded semantic features to guide the generation of fine-grained details in a hierarchical fashion. In particular, the progressive generator contains several cascaded SPADE blocks, where each block receives the output from the previous block and replenish new details following the guidance of the corresponding semantic features encoded with the suppression module. In this way, our framework can automatically capture the global structure and progressively filling in finer visual details at proper locations even without the guidance of additional face parsing information.

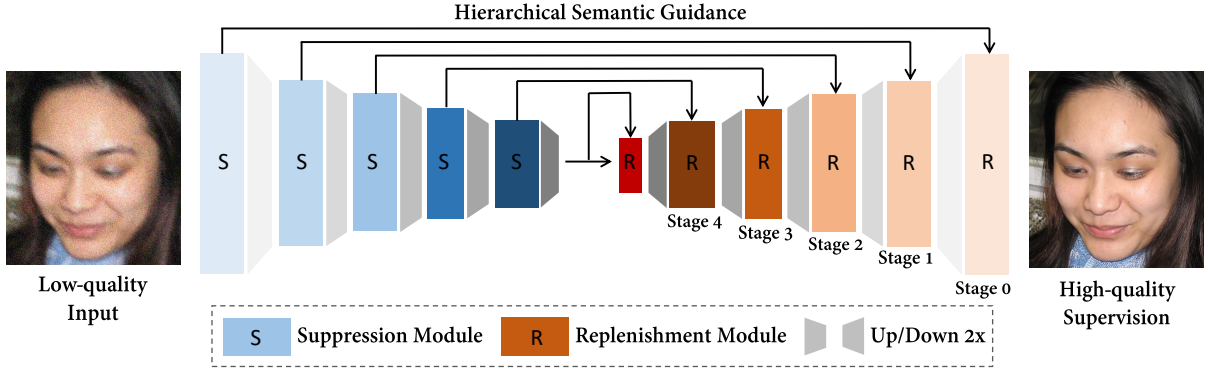


Figure 3: The nested multi-stage architecture of the proposed HiFaceGAN.

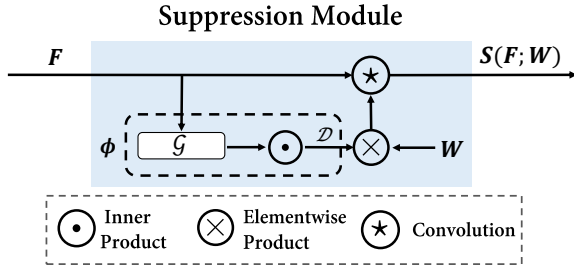


Figure 4: Implementation of the suppression module.

4.2 Loss Functions

Most face restoration works aims to optimize the mean-square-error (MSE) against target images [8][23][34], which often leads to blurry outputs with insufficient amount of details [55]. Corresponding to the evaluation criterion in Sec. 3.3, it is crucial that the renovated image exhibits high semantic fidelity and visual realism, while slight signal-level discrepancies are often tolerable. To this end, we follow the adversarial training scheme [11] with an adversarial loss \mathcal{L}_{GAN} to encourage the realism of renovated faces. Here we adopt the LSGAN variant [40] for better training dynamics:

$$\mathcal{L}_{GAN} = E[\|\log(D(I_{gt}) - 1)\|_2^2] + E[\|\log(D(I_{gen}))\|_2^2] \quad (4)$$

Also, we introduce the multi-scale feature matching loss \mathcal{L}_{FM} [53] and the perceptual loss \mathcal{L}_{perc} [17] to enhance the quality and visual realism of facial details:

$$\mathcal{L}(\phi) = \sum_{i=1}^L \frac{1}{H_i W_i C_i} \|\phi_i(I_{gt}) - \phi_i(I_{gen})\|_2^2 \quad (5)$$

where for the adversarial loss \mathcal{L}_{FM} , ϕ is implemented via the multi-scale discriminator D in [53] and for the perceptual loss \mathcal{L}_{perc} , a pretrained VGG-19 [50] network. Finally, combining Eqn. (4) and (5) leads to the final training objective:

$$\mathcal{L}_{recon} = \mathcal{L}_{GAN} + \lambda_{FM} \mathcal{L}_{FM} + \lambda_{perc} \mathcal{L}_{perc} \quad (6)$$

4.3 Discussion

The Working Mechanism of HiFaceGAN To illustrate what each CSR unit can generate at the corresponding stage and how

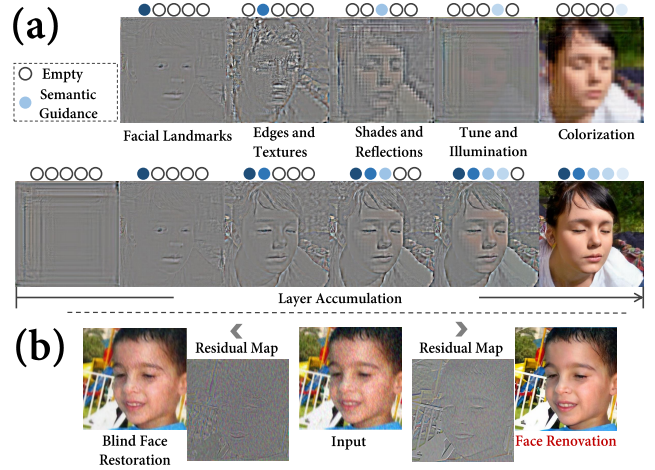


Figure 5: Visualization of (a) the working mechanism of HiFaceGAN and (b) its advantages against existing face restoration works.

they work cooperatively to perform face renovation outstandingly, we provide an illustrative example shown in Fig. 5(a), where we ablate certain units by replacing the corresponding semantic feature map (blue dots) with a constant tensor (hollow circles), leading to a plain grey background to better isolate the contents generated at each individual stage. Given a 16x down-sampled low-quality facial image, we first sequentially utilize single semantic guidance from the inner stage to the outer stage, the upper row in Fig. 5, and then show the results of the accumulation of semantic guidance in the lower row of Fig. 5. It is impressive that single semantic guidance from a specific stage leads the corresponding replenishment module to generate a hierarchical layer, which from the inner stage to the outer stage focuses on facial landmarks, edges and textures, shades and reflections, tune and illumination, colorization respectively. In details, by progressively adding semantic guidance, it can be found that with larger receptive field and high-level semantic features, our HiFaceGAN sketches the rough face boundary and localizes facial landmarks, allowing the subsequent CSR unit to replenish fine details upon the basic facial structure when the receptive field

size goes down and the resolution raises up. The step-by-step face renovation process acts like a hierarchical layer-by-layer overlaying of contents generated with replenishment modules in a semantic-guided fashion, which gradually enhances the visual quality and realism of the renovated image. So far, the progressive face renovation process with logically reasonable ordered steps has justified our heuristics in the network architecture design and illustrate the efficacy and interpretability of HiFaceGAN in a convincing manner.

Comparison with Blind Face Restoration To better clarify the distinctions between our face renovation framework and existing restoration methods, we compare the residual maps generated with our HiFaceGAN and the state-of-the-art blind face restoration network GFRNet [31]. As shown in Fig. 6(b), the residual map generated with GFRNet packs heavier noise and less semantically meaningful details, indicating a higher focus on “suppression” and insufficient attention to “replenishment”. This could be attributed to the PSNR-oriented optimization objective, where additive noises contribute a large proportion of the signal discrepancy. In contrast, HiFaceGAN can simultaneously suppress degradation artifacts and replenish semantic details, leading to semantic-aware residual maps and more refined renovation results. Also, HiFaceGAN can renovate background contents and foreground faces together, leading to consistent quality improvement across the entire image. This justifies the rationale of the “dual-blind” setting towards real-world applications with images containing rich non-facial contents.

5 EXPERIMENTS

In this section, we demonstrate the versatility, robustness and generalization ability of our proposed HiFaceGAN over a wide range of related face restoration sub-tasks, both on synthetic images and real-world photographs. Furthermore, we conduct an ablation study to verify our major contributions and stimulate future research directions. Detailed configurations are provided in supplementary materials to facilitate the reproduction.

5.1 Comparison with state-of-the-art methods

We first evaluate our framework on five subtasks, including super resolution, hallucination, denoising, deblurring and compression artifact removal. For each subtask, the training data is prepared by performing task-specific degradation upon raw images from FFHQ [19], Fig. 2². Finally, five most competitive task-specific methods, along with the state-of-the-art blind face restoration baseline [31], are chosen to compete with our HiFaceGAN over the most challenging and practical FR task.

Comparison with Task-Specific Baselines Overall, HiFaceGAN outperforms all baselines by a huge margin on perceptual performance, with 3-10 times gain on FID and 50%-200% gain on LPIPS, Table 1. Furthermore, HiFaceGAN even outperform real images in terms of naturalness, as reflected by the NIQE metric. Generally, our generative approach is better suited for tasks with heavy structural degradation, such as face hallucination, denoising and deblurring. For super-resolution and JPEG artifact removal, the structural degradation is considerably milder, Fig. 2, leading to narrowed gaps between task-specific solutions and our generalized framework, especially on statistical scores. This is reasonable

²All baselines are retrained using default settings unless training code is unavailable.

since the training functions are more perceptually inclined for FR. Nevertheless, it is still possible to trade-off between perceptual and statistical performance, as will be discussed in ablation study.

For qualitative comparison, we showcase the representative results on corresponding tasks in Fig. 6. For all subtasks, our HiFaceGAN can replenish rich and convincing visual details, such as hair bangs, beards and wrinkles, leading to consistent, photo-realistic renovation results. In contrast, other task-specific methods either produce over-smoothed or color-shifted results (WaveletCNN, SID-Net), or incur severe systematic artifacts during detail replenishment (ESRGAN, Super-FAN). Moreover, our dual-blind setting is equally effective in enhancing details for non-facial contents, such as the interweaving grids on the microphone. In summary, HiFaceGAN can resolve all types of degradation in a unified manner with stunning renovation performances, verifying the efficacy of the proposed methodology and architectural design. More results are provided in the supplementary material.

Dual-Blind vs. Single-Blind To discuss the impact of external guidance, we compare our HiFaceGAN with the “single-blind” GFRNet [31] over the fully-degraded FFHQ dataset, where the ground truth image is provided as the high-quality guidance during testing. As shown in column 7-9 of Fig. 6, even with such a strong guidance, GFRNet is still less effective in suppressing noises and replenishing fine-grained details than our network, indicating its limitation in feature utilization and generative capability. Consistent with our observation in Sec. 4.3, the performance gain of GFRNet against other baselines is mainly statistical, where the semantic and perceptual scores are less competitive, Table 1. Our empirical study suggests that 1) the lack of explicit guidance does not necessarily lead to inferior performance of face renovation; 2) the ability to replenish plausible details is most crucial for high-quality face renovation.

5.2 Historic Photograph Renovation

The historic group photograph of famous physicists at the contemporary age taken at the 5th Solvay Conference in 1927 is utilized to evaluate generalization capability of state-of-the-art models for real-world face renovation, Fig. 1. We crop 64×64 face patches from the original image and resize them to 512×512 with bicubic interpolation for input. Apparently, compared to others, our HiFaceGAN can successfully suppress complex degradation in real old photos to generate faces with high definition, high fidelity, and fewer artifacts, while replenishing realistic details, such as facial luster, fine hair, clear facial features, and photo-realistic wrinkles. More outstanding renovation results are displayed in Fig. 6. Inevitably, the renovated faces contain minor artifacts that mostly occur at shading regions, where degradation artifacts have severely corrupted the underlying contents. Nevertheless, the renovated high-resolution person portraits still possess much better visual and artistic quality than the original input, which simultaneously demonstrates the capability of our model and the challenge in real-world applications.

5.3 Ablation Study

We perform an ablation study over the most challenging 16x face hallucination task to verify three aspects of our framework: guidance type, architecture, and component design. The four ablation methods are described below:

Table 1: Quantitative comparisons to the state-of-the-art methods on the newly proposed face renovation and five related face manipulation tasks. (Up arrow means the higher score is preferred, and vice versa.)

Task	Methods	Statistical			Semantic		Perceptual		
		PSNR \uparrow	SSIM \uparrow	MS-SSIM \uparrow	FED \downarrow	LLE \downarrow	FID \downarrow	LPIPS \downarrow	NIQE \downarrow
Face Super Resolution (4x, Bicubic)	EDSR [34]	30.188	0.824	0.961	0.0843	2.003	20.605	0.2475	13.636
	SRGAN [27]	27.494	0.735	0.935	0.1097	2.269	4.396	0.1313	7.378
	ESRGAN [55]	27.134	0.741	0.935	0.1107	2.261	3.503	0.1221	6.984
	SRFBN [33]	29.577	0.827	0.953	0.0984	2.066	20.032	0.2406	13.901
	Super-FAN [4]	25.463	0.729	0.913	0.1416	2.333	14.811	0.2357	8.719
	WaveletCNN [14]	28.750	0.806	0.952	0.0964	2.072	16.472	0.2443	12.217
	HiFaceGAN	30.824	0.838	0.971	0.0716	2.071	1.898	0.0723	6.961
Hallucination (16x, Mosaic)	Super-FAN	20.536	0.540	0.744	0.4297	4.834	63.693	0.4411	7.444
	ESRGAN	21.001	0.576	0.697	0.5138	5.902	50.901	0.3928	15.383
	WaveletCNN	23.810	0.675	0.837	0.3713	3.729	60.916	0.4909	11.450
	HiFaceGAN	23.705	0.619	0.819	0.3182	3.137	11.389	0.2449	6.767
Denoising (1/3 Gaussian, 1/3 Poisson, 1/3 Laplacian)	RIDNet [1]	25.432	0.731	0.891	0.2128	2.465	36.515	0.3864	13.002
	WaveletCNN	26.530	0.754	0.895	0.2441	2.728	26.731	0.3119	11.395
	VDNet [60]	27.718	0.797	0.928	0.1551	2.297	15.826	0.2458	14.262
	HiFaceGAN	31.828	0.845	0.957	0.1109	2.090	3.926	0.0868	7.341
Deblurring (1/2 Motion blur 1/2 Gaussian blur)	DeblurGAN [25]	25.304	0.718	0.894	0.1786	3.219	14.331	0.2574	12.697
	DeblurGANv2 [26]	26.908	0.773	0.913	0.1043	3.036	10.285	0.2178	13.729
	HiFaceGAN	28.928	0.793	0.954	0.0913	2.156	2.580	0.0874	7.426
JPEG artifact removal	ARCNN [7]	33.021	0.879	0.972	0.0845	1.959	9.761	0.1551	14.827
	EPGAN [39]	32.780	0.882	0.976	0.0814	1.979	10.250	0.1638	13.729
	HiFaceGAN	31.611	0.850	0.970	0.0842	2.057	1.880	0.0541	6.911
Face Renovation (Full Degradation)	Degraded Input	22.905	0.465	0.756	0.2875	3.936	63.670	0.6828	21.955
	Super-FAN	24.818	0.549	0.818	0.2495	3.705	32.800	0.4283	12.154
	ESRGAN	24.197	0.564	0.816	0.2761	3.771	28.053	0.4141	11.382
	WaveletCNN	24.404	0.648	0.817	0.2821	3.690	58.901	0.3102	15.530
	DeblurGANv2	23.704	0.494	0.776	0.2403	4.412	49.329	0.6496	21.983
	ARCNN	24.187	0.539	0.787	0.2580	3.833	60.864	0.6424	18.880
	GFRNet [31]	25.227	0.686	0.854	0.2524	3.371	48.229	0.4591	20.777
	HiFaceGAN	25.837	0.674	0.881	0.2055	2.701	8.013	0.2093	7.272
Real Image	—	$+\infty$	1	1	0	0	0	0	7.796

Table 2: Ablation study results on 16x face hallucination.

Metrics	SPADE	16xFace	FixConv	Default	L1
PSNR \uparrow	20.968	23.541	23.651	23.705	23.937
SSIM \uparrow	0.596	0.610	0.615	0.619	0.628
MS-SSIM \uparrow	0.718	0.811	0.818	0.819	0.823
FED \downarrow	0.4595	0.3296	0.3236	0.3182	0.3197
LLE \downarrow	4.143	3.227	3.157	3.137	3.085
FID \downarrow	52.701	14.365	13.154	11.389	11.910
LPIPS \downarrow	0.3967	0.2609	0.2467	0.2449	0.2462
NIQE \downarrow	10.367	7.446	7.011	6.767	6.938

- **SPADE** The vanilla SPADE [44] network with semantic guidance being face parsing maps extracted from the original *high-resolution* images with a pretrained parsing model [28].
- **16xFace** replaces the semantic parsing map in SPADE with degraded faces containing 16-pixel mosaics.
- **FixConv** retains the nested CSR architecture of HiFaceGAN with the normal content-agnostic convolution layer in Eqn (1).
- **L1** adds an additional L1 loss upon default HiFaceGAN to adjust between statistical and perceptual scores.

The evaluation scores are reported in Table 2. Although face parsing maps provide much finer spatial guidance, it is evident that face renovation relies more on semantic features, as reflected by the huge performance gap between SPADE and 16xFace. Also, FixConv achieves visible performance gain by extracting hierarchical semantic features and applying multi-stage face renovation, verifying the proposed nested architecture. Moreover, incorporating the content-adaptive suppression module further improves the feature selection and degradation suppression ability, leading to substantial gain over FixConv on perceptual and semantic scores. Finally, adding an L1 loss term makes the model statistically inclined, with superior PSNR/SSIM and inferior FID/LPIPS/NIQE scores, verifying the flexibility of our framework to trading off between statistical and perceptual performances.

6 CONCLUSION AND FUTURE WORK

In this paper, we present a challenging, yet more practical task towards real-world photo repairing applications, termed as “face renovation”. Particularly, we propose HiFaceGAN, a collaborative suppression and replenishment framework that works in a “dual-blind” fashion, reducing dependence on degradation prior or structural




Figure 6: Qualitative results of our HiFaceGAN and related state-of-the-art methods on all mentioned sub-tasks. (Best to view on the computer screen for your convenience to zoom in and compare the quality of visual details.)

guidance for training. Extensive experiments on both synthetic face images and real-world historic photographs have demonstrated the versatility, robustness and generalization capability over a wide range of face restoration tasks, outperforming current state-of-the-art by a large margin. Furthermore, the working mechanism of HiFaceGAN, and the rationality of the “dual-blind” setting are justified in a convincing manner with illustrative examples, bringing fresh insights to the subject matter. In the future, we envision that the proposed HiFaceGAN would serve as a solid stepping stone towards the expectations of face renovation. Specifically, the severe degradation often lead to content ambiguity for renovation, like the Afro haircut appeared in Fig. 6 where our method misjudged as normal straight hairs, which motivates us to increase the diversity

and balance between different ethnic groups during data collection. Also, it is still a huge challenge for the renovation of objects with regular geometric shapes (such as glasses) and partially-occluded faces – a typical case where external structural guidance could be beneficial. Therefore, exploring multi-modal generation networks with both structural and semantical guidance is another possibility.

ACKNOWLEDGMENTS

This work is done during Lingbo’s internship at DAMO Academy, Alibaba Group, and supported by the National Natural Science Foundation of China (61931014, 61632001) and High-performance Computing Platform of Peking University, which are gratefully acknowledged.

REFERENCES

- [1] Saeed Anwar and Nick Barnes. 2019. Real Image Denoising With Feature Attention. *2019 IEEE/CVF International Conference on Computer Vision (ICCV)* (2019), 3155–3164.
- [2] Saeed Anwar, Fatih Murat Porikli, and Cong Phuoc Huynh. 2017. Category-Specific Object Image Denoising. *IEEE Transactions on Image Processing* 26 (2017), 5506–5518.
- [3] Yuanchao Bai, Gene Cheung, Xianming Liu, and Wen Gao. 2019. Graph-Based Blind Image Deblurring From a Single Photograph. *IEEE Transactions on Image Processing* 28 (2019), 1404–1418.
- [4] Adrian Bulat and Georgios Tzimiropoulos. 2018. Super-FAN: Integrated Facial Landmark Localization and Super-Resolution of Real-World Low Resolution Faces in Arbitrary Poses with GANs. *2018 IEEE/CVF Conference on Computer Vision and Pattern Recognition* (2018), 109–117.
- [5] Yu Chen, Ying Tai, Xiaoming Liu, Chunhua Shen, and Jian Yang. 2017. FSRNet: End-to-End Learning Face Super-Resolution with Facial Priors. *2018 IEEE/CVF Conference on Computer Vision and Pattern Recognition* (2017), 2492–2501.
- [6] Zhibo Chen, Jianxin Lin, Tiankuang Zhou, and Feng Wu. 2018. Sequential Gating Ensemble Network for Noise Robust Multi-Scale Face Restoration. *IEEE transactions on cybernetics* (2018).
- [7] Chao Dong, Yubin Deng, Chen Change Loy, and Xiaoou Tang. 2015. Compression Artifacts Reduction by a Deep Convolutional Network. *2015 IEEE International Conference on Computer Vision (ICCV)* (2015), 576–584.
- [8] Chao Dong, Chen Change Loy, Kaiming He, and Xiaoou Tang. 2014. Image Super-Resolution Using Deep Convolutional Networks. *IEEE Transactions on Pattern Analysis and Machine Intelligence* 38 (2014), 295–307.
- [9] Noam Elron, Shahar Yuval, Dmitry Rudy, and Noam Levy. 2020. Blind Image Restoration without Prior Knowledge. *ArXiv abs/2003.01764* (2020).
- [10] Ziteng Gao, Limin Wang, and Gangshan Wu. 2019. LIP: Local Importance-Based Pooling. *2019 IEEE/CVF International Conference on Computer Vision (ICCV)* (2019), 3354–3363.
- [11] Ian J. Goodfellow, Jean Pouget-Abadie, Mehdi Mirza, Bing Xu, David Warde-Farley, Sherjil Ozair, Aaron C. Courville, and Yoshua Bengio. 2014. Generative Adversarial Nets. In *NIPS*.
- [12] Klemen Grm, Walter J Scheirer, and Vitomir Struc. 2019. Face hallucination using cascaded super-resolution and identity priors. *IEEE Transactions on Image Processing* 29, 1 (2019), 2150–2165.
- [13] Martin Heusel, Hubert Ramsauer, Thomas Unterthiner, Bernhard Nessler, Günter Klambauer, and Sepp Hochreiter. 2017. GANs Trained by a Two Time-Scale Update Rule Converge to a Nash Equilibrium. *CoRR* (2017).
- [14] Huaibo Huang, Ran He, Zhenan Sun, and Tieniu Tan. 2017. Wavelet-SRNet: A Wavelet-Based CNN for Multi-scale Face Super Resolution. *2017 IEEE International Conference on Computer Vision (ICCV)* (2017), 1698–1706.
- [15] Xun Huang and Serge J. Belongie. 2017. Arbitrary Style Transfer in Real-time with Adaptive Instance Normalization. *CoRR abs/1703.06868* (2017).
- [16] Phillip Isola, Jun-Yan Zhu, Tinghui Zhou, and Alexei A. Efros. 2016. Image-to-Image Translation with Conditional Adversarial Networks. *2017 IEEE Conference on Computer Vision and Pattern Recognition (CVPR)* (2016), 5967–5976.
- [17] Justin Johnson, Alexandre Alahi, and Li Fei-Fei. 2016. Perceptual Losses for Real-Time Style Transfer and Super-Resolution. In *ECCV*.
- [18] Tero Karras, Timo Aila, Samuli Laine, and Jaakko Lehtinen. 2018. Progressive Growing of GANs for Improved Quality, Stability, and Variation. In *ICLR*.
- [19] Tero Karras, Samuli Laine, and Timo Aila. 2018. A Style-Based Generator Architecture for Generative Adversarial Networks. *2019 IEEE/CVF Conference on Computer Vision and Pattern Recognition (CVPR)* (2018), 4396–4405.
- [20] Tero Karras, Samuli Laine, Miika Aittala, Janne Hellsten, Jaakko Lehtinen, and Timo Aila. 2019. Analyzing and Improving the Image Quality of StyleGAN. *ArXiv abs/1912.04958* (2019).
- [21] Vahid Kazemi and Josephine Sullivan. 2014. One millisecond face alignment with an ensemble of regression trees. In *Proceedings of the IEEE conference on computer vision and pattern recognition*. 1867–1874.
- [22] Deokyun Kim, Minseon Kim, Gihyun Kwon, and Dae-Shik Kim. 2019. Progressive Face Super-Resolution via Attention to Facial Landmark. In *Proceedings of the 30th British Machine Vision Conference (BMVC)*.
- [23] Jiwon Kim, Jung Kwon Lee, and Kyoung Mu Lee. 2015. Accurate Image Super-Resolution Using Very Deep Convolutional Networks. *2016 IEEE Conference on Computer Vision and Pattern Recognition (CVPR)* (2015), 1646–1654.
- [24] Alex Krizhevsky, Ilya Sutskever, and Geoffrey E. Hinton. 2012. ImageNet Classification with Deep Convolutional Neural Networks. In *NIPS*.
- [25] Orest Kupyn, Volodymyr Budzan, Mykola Mykhailych, Dmytro Mishkin, and Jiri Matas. 2017. DeblurGAN: Blind Motion Deblurring Using Conditional Adversarial Networks. *2018 IEEE/CVF Conference on Computer Vision and Pattern Recognition* (2017), 8183–8192.
- [26] Orest Kupyn, Tetiana Martyniuk, Junru Wu, and Zhangyang Wang. 2019. DeblurGAN-v2: Deblurring (Orders-of-Magnitude) Faster and Better. *2019 IEEE/CVF International Conference on Computer Vision (ICCV)* (2019), 8877–8886.
- [27] Christian Ledig, Lucas Theis, Ferenc Huszár, José Antonio Caballero, Andrew Aitken, Alykhan Tejani, Johannes Totz, Zehan Wang, and Wenzhe Shi. 2017. Photo-Realistic Single Image Super-Resolution Using a Generative Adversarial Network. *IEEE Conference on Computer Vision and Pattern Recognition (CVPR)* (2017), 105–114.
- [28] Cheng-Han Lee, Ziwei Liu, Lingyun Wu, and Ping Luo. 2019. MaskGAN: Towards Diverse and Interactive Facial Image Manipulation. *ArXiv abs/1907.11922* (2019).
- [29] Mengyan Li, Yuechuan Sun, Zhaoyu Zhang, Haonian Xie, and Jun Yu. 2019. Deep Learning Face Hallucination via Attributes Transfer and Enhancement. In *2019 IEEE International Conference on Multimedia and Expo (ICME)*. IEEE, 604–609.
- [30] Xiaoming Li, Wenyu Li, Dongwei Ren, Hongzhi Zhang, Meng Wang, and Wang-meng Zuo. 2020. Enhanced Blind Face Restoration with Multi-Exemplar Images and Adaptive Spatial Feature Fusion. In *CVPR*.
- [31] Xiaoming Li, Ming Liu, Yuting Ye, Wangmeng Zuo, Liang Lin, and Ruigang Yang. 2018. Learning Warped Guidance for Blind Face Restoration. In *ECCV*.
- [32] Yuelong Li, Mohammad Tofiqi, Junyi Geng, Vishal Monga, and Yonina C. Eldar. 2020. Efficient and Interpretable Deep Blind Image Deblurring Via Algorithm Unrolling. *IEEE Transactions on Computational Imaging* 6 (2020), 666–681.
- [33] Zhen Li, Jinglei Yang, Zheng Liu, Xiaomin Yang, Gwanggil Jeon, and Wei Wu. 2019. Feedback Network for Image Super-Resolution. *2019 IEEE/CVF Conference on Computer Vision and Pattern Recognition (CVPR)* (2019), 3862–3871.
- [34] Bee Lim, Sanghyun Son, Heewon Kim, Seungjun Nah, and Kyoung Mu Lee. 2017. Enhanced Deep Residual Networks for Single Image Super-Resolution. In *The IEEE Conference on Computer Vision and Pattern Recognition (CVPR) Workshops*.
- [35] Jianxin Lin, Tiankuang Zhou, and Zhibo Chen. 2018. Multi-Scale Face Restoration with Sequential Gating Ensemble Network. In *AAAI*.
- [36] Ding Liu, Bihan Wen, Xianming Liu, and Thomas S. Huang. 2017. When Image Denoising Meets High-Level Vision Tasks: A Deep Learning Approach. In *IJCAI*.
- [37] Jiaying Liu, D. Liu, Wenhan Yang, Sifeng Xia, Xiaoshuai Zhang, and Yuanying Dai. 2019. A Comprehensive Benchmark for Single Image Compression Artifacts Reduction. *ArXiv abs/1909.03647* (2019).
- [38] Lu Liu, Shenghui Wang, and Lili Wan. 2019. Component Semantic Prior Guided Generative Adversarial Network for Face Super-Resolution. *IEEE Access* 7 (2019), 77027–77036.
- [39] Qi Mao, Shiqi Wang, Shanshe Wang, Xinfeng Zhang, and Siwei Ma. 2018. Enhanced Image Decoding via Edge-Preserving Generative Adversarial Networks. *2018 IEEE International Conference on Multimedia and Expo (ICME)* (2018), 1–6.
- [40] Xudong Mao, Qing Li, Haoran Xie, Raymond Y. K. Lau, Zhixiang Wang, and Stephen Paul Smolley. 2016. Least Squares Generative Adversarial Networks. *2017 IEEE International Conference on Computer Vision (ICCV)* (2016), 2813–2821.
- [41] Monika Maru and Mehul C. Parikh. 2017. Image Restoration Techniques: A Survey.
- [42] Anish Mittal, Rajiv Soundararajan, and Alan C. Bovik. 2013. Making a “Completely Blind” Image Quality Analyzer. *IEEE Signal Processing Letters* 20 (2013), 209–212.
- [43] B. B. Newman and J. Hildebrandt. 1987. Blind Image Restoration. *Australian Computer Journal* 19 (1987), 126–133.
- [44] Taesung Park, Ming-Yu Liu, Ting-Chun Wang, and Jun-Yan Zhu. 2019. Semantic Image Synthesis With Spatially-Adaptive Normalization. In *CVPR*.
- [45] Yipeng Qin Peihao Zhu, Rameen Abdal and Peter Wonka. 2019. SEAN: Image Synthesis with Semantic Region-Adaptive Normalization. *ArXiv 1911.12861* (2019).
- [46] Albert Pumarola, Antonio Agudo, Aleix M. Martinez, Alberto Sanfeliu, and Francesc Moreno-Noguer. 2018. GANimation: Anatomically-aware Facial Animation from a Single Image. *European Conference on Computer Vision (ECCV)* 11214 (2018), 835–851.
- [47] Shyam Singh Rajput, K. V. Arya, V. Jeba Singh, and Vijay Kumar Bohat. 2018. Face Hallucination Techniques: A Survey. *2018 Conference on Information and Communication Technology (CICT)* (2018), 1–6.
- [48] Siddhant Sahu, Manoj Kumar Lenka, and Pankaj Kumar Sa. 2019. Blind Deblurring using Deep Learning: A Survey. *ArXiv abs/1907.10128* (2019).
- [49] Jingang Shi and Guoying Zhao. 2019. Face Hallucination via Coarse-to-Fine Recursive Kernel Regression Structure. *IEEE Transactions on Multimedia* 21, 9 (2019), 2223–2236.
- [50] Karen Simonyan and Andrew Zisserman. 2014. Very Deep Convolutional Networks for Large-Scale Image Recognition. *CoRR abs/1409.1556* (2014).
- [51] Hang Su, Varun Jampani, Deqing Sun, Orazio Gallo, Erik G. Learned-Miller, and Jan Kautz. 2019. Pixel-Adaptive Convolutional Neural Networks. *2019 IEEE/CVF Conference on Computer Vision and Pattern Recognition (CVPR)* (2019), 11158–11167.
- [52] Christian Szegedy, Vincent Vanhoucke, Sergey Ioffe, Jon Shlens, and Zbigniew Wojna. 2015. Rethinking the Inception Architecture for Computer Vision. *IEEE Conference on Computer Vision and Pattern Recognition (CVPR)* (2015), 2818–2826.
- [53] Ting-Chun Wang, Ming-Yu Liu, Jun-Yan Zhu, Andrew Tao, Jan Kautz, and Bryan Catanzaro. 2018. High-Resolution Image Synthesis and Semantic Manipulation With Conditional GANs. In *CVPR*.
- [54] Ting-Chun Wang, Ming-Yu Liu, Jun-Yan Zhu, Guilin Liu, Andrew Tao, Jan Kautz, and Bryan Catanzaro. 2018. Video-to-Video Synthesis. In *NeurIPS*.

- [55] Xintao Wang, Ke Yu, Shixiang Wu, Jinjin Gu, Yihao Liu, Chao Dong, Yu Qiao, and Chen Change Loy. 2018. ESRGAN: Enhanced super-resolution generative adversarial networks. In *The European Conference on Computer Vision Workshops*.
- [56] Zhengjiang Wang, A. C. Bovik, H. R. Sheikh, and E. P. Simoncelli. 2004. Image quality assessment: from error visibility to structural similarity. *IEEE Transactions on Image Processing* 13 (2004), 600–612.
- [57] Zhou Wang, Eero P. Simoncelli, and Alan C. Bovik. 2003. Multi-scale structural similarity for image quality assessment.
- [58] Wenming Yang, Xuechen Zhang, Yapeng Tian, Wei Wang, Jing-Hao Xue, and Qingmin Liao. 2018. Deep Learning for Single Image Super-Resolution: A Brief Review. *IEEE Transactions on Multimedia* 21 (2018), 3106–3121.
- [59] Xin Yu, Basura Fernando, Bernard Ghanem, Fatih Porikli, and Richard Hartley. 2018. Face super-resolution guided by facial component heatmaps. In *Proceedings of the European Conference on Computer Vision (ECCV)*. 217–233.
- [60] Zongsheng Yue, Hongwei Yong, Qian Zhao, L. M. Zhang, and Deyu Meng. 2019. Variational Denoising Network: Toward Blind Noise Modeling and Removal. In *NeurIPS*.
- [61] Haichao Zhang, Jianchao Yang, Yanning Zhang, Nasser M. Nasrabadi, and Thomas S. Huang. 2011. Close the loop: Joint blind image restoration and recognition with sparse representation prior. *2011 International Conference on Computer Vision* (2011), 770–777.
- [62] Richard Zhang, Phillip Isola, Alexei A. Efros, Eli Shechtman, and Oliver Wang. 2018. The Unreasonable Effectiveness of Deep Features as a Perceptual Metric. In *CVPR*. 586–595.
- [63] Jun-Yan Zhu, Taesung Park, Phillip Isola, and Alexei A. Efros. 2017. Unpaired Image-to-Image Translation Using Cycle-Consistent Adversarial Networks. *2017 IEEE International Conference on Computer Vision (ICCV)* (2017), 2242–2251.
- [64] Jun-Yan Zhu, Richard Zhang, Deepak Pathak, Trevor Darrell, Alexei A Efros, Oliver Wang, and Eli Shechtman. 2017. Toward multimodal image-to-image translation. In *NeurIPS*.