

NTIRE 2020 Challenge on Real Image Denoising: Dataset, Methods and Results

Abdelrahman Abdelhamed Mahmoud Afifi Radu Timofte Michael S. Brown
Yue Cao Zhilu Zhang Wangmeng Zuo Xiaoling Zhang Jiye Liu
Wendong Chen Changyuan Wen Meng Liu Shuailin Lv Yunchao Zhang
Zhihong Pan Baopu Li Teng Xi Yanwen Fan Xiyu Yu Gang Zhang
Jingtuo Liu Junyu Han Errui Ding Songhyun Yu Bumjun Park Jechang Jeong
Shuai Liu Ziyao Zong Nan Nan Chenghua Li Zengli Yang Long Bao
Shuangquan Wang Dongwoon Bai Jungwon Lee Youngjung Kim Kyeongha Rho
Changyeop Shin Sungho Kim Pengliang Tang Yiyun Zhao Yuqian Zhou
Yuchen Fan Thomas Huang Zhihao Li Nisarg A. Shah Wei Liu Qiong Yan
Yuzhi Zhao Marcin Możejko Tomasz Latkowski Lukasz Treszczotko
Michał Szafraniuk Krzysztof Trojanowski Yanhong Wu Pablo Navarrete Michelini
Fengshuo Hu Yunhua Lu Sujin Kim Wonjin Kim Jaayeon Lee
Jang-Hwan Choi Magauiya Zhussip Azamat Khassenov Jong Hyun Kim
Hwechul Cho Priya Kansal Sabari Nathan Zhangyu Ye Xiwen Lu Yaqi Wu
Jiangxin Yang Yanlong Cao Siliang Tang Yanpeng Cao Matteo Maggioni
Ioannis Marras Thomas Tanay Gregory Slabaugh Youliang Yan Myungjoo Kang
Han-Soo Choi Kyungmin Song Shusong Xu Xiaomu Lu Tingniao Wang
Chunxia Lei Bin Liu Rajat Gupta Vineet Kumar

Abstract

This paper reviews the NTIRE 2020 challenge on real image denoising with focus on the newly introduced dataset, the proposed methods and their results. The challenge is a new version of the previous NTIRE 2019 challenge on real image denoising that was based on the SIDD benchmark. This challenge is based on a newly collected validation and testing image datasets, and hence, named SIDD+. This challenge has two tracks for quantitatively evaluating image denoising performance in (1) the Bayer-pattern rawRGB and (2) the standard RGB (sRGB) color spaces. Each track ~250 registered participants. A total of 22 teams, proposing 24 methods, competed in the final phase of the challenge. The proposed methods by the participating teams represent the current state-of-the-art performance in image denoising targeting real noisy images. The newly collected SIDD+ datasets are publicly available at: https://bit.ly/siddplus_data.

A. Abdelhamed (kamel@eecs.yorku.ca, York University), M. Afifi, R. Timofte, and M.S. Brown are the NTIRE 2020 challenge organizers, while the other authors participated in the challenge. Appendix A contains the authors' teams and affiliations. NTIRE webpage:

1. Introduction

Image denoising is a fundamental and active research area (e.g., [39, 47, 48, 15]) with a long-standing history in computer vision (e.g., [21, 24]). A primary goal of image denoising is to remove or correct for noise in an image, either for aesthetic purposes, or to help improve other downstream tasks. For many years, researchers have primarily relied on synthetic noisy image for developing and evaluating image denoisers, especially the additive white Gaussian noise (AWGN)—e.g., [9, 11, 47]. Recently, more focus has been given to evaluating image denoisers on real noisy images [3, 36, 4]. To this end, we have proposed this challenge as a means to evaluate and benchmark image denoisers on real noisy images.

This challenge is a new version of the Smartphone Image Denoising Dataset (SIDD) benchmark [3] with a newly collected validation and testing datasets, hence named SIDD+. The original SIDD consisted of thousands of real noisy images with estimated ground-truth, in both raw sensor data (rawRGB) and standard RGB (sRGB) color spaces. Hence,

<https://data.vision.ee.ethz.ch/cvl/ntire20/>.

in this challenge, we provide two tracks for benchmarking image denoisers in both rawRGB and sRGB color spaces. We present more details on both tracks in the next section.

2. The Challenge

This challenge is one of the NTIRE 2020 associated challenges on: deblurring [34], nonhomogeneous dehazing [5], perceptual extreme super-resolution [46], video quality mapping [14], real image denoising [2], real-world super-resolution [32], spectral reconstruction from RGB image [7] and demoireing [45].

The NTIRE 2020 Real Image Denoising Challenge is an extension of the previous NTIRE 2019 challenge [4]. Both challenges aimed to gauge and advance the state-of-the-art in image denoising. The focus of the challenge is on evaluating image denoisers on *real*, rather than synthetic, noisy images. In the following, we present some details about the new dataset used in this version of the challenge and how the challenge is designed.

2.1. Dataset

The SIDD dataset [3] was used for providing training images for the challenge. The SIDD dataset consists of thousands of real noisy images and their corresponding ground truth, from ten different scenes, captured repeatedly with five different smartphone cameras under different lighting conditions and ISO levels. The ISO levels ranged from 50 to 10,000. The images are provided in both rawRGB and sRGB color spaces.

For validation and testing, we collected a new dataset of 2048 images following a similar procedure to the one used in generating the SIDD validation and testing datasets.

2.2. Challenge Design and Tracks

Tracks We provide two tracks to benchmark the proposed image denoisers based on the two different color spaces: the **rawRGB** and the **sRGB**. Images in the rawRGB format represent minimally processed images obtained directly from the camera’s sensor. These images are in a sensor-dependent color space where the R, G, and B values are related to the sensor’s color filter array’s spectral sensitivity to incoming visible light. Images in the sRGB format represent the camera’s rawRGB image that have been processed by the in-camera image processing pipeline to map the sensor-dependent RGB colors to a device-independent color space, namely standard RGB (sRGB). Different camera models apply their own proprietary photo-finishing routines, including several nonlinear color manipulations, to modify the rawRGB values to appear visually appealing (see [20] for more details). We note that the provided sRGB images are not compressed and therefore do not exhibit compression artifacts. Denoising a rawRGB would typically represent a denoising module applied within the

in-camera image processing pipeline. Denoising an sRGB image would represent a denoising module applied after the in-camera color manipulation. As found in recent works [4, 3, 36], image denoisers tend to perform better in the rawRGB color space than in the sRGB color space. However, rawRGB images are far less common than sRGB images which are easily saved in common formats, such as JPEG and PNG. Since the SIDD dataset contains both rawRGB and sRGB versions of the same image, we found it feasible to provide a separate track for denoising in each color space. Both tracks follow similar data preparation, evaluation, and competition timeline, as discussed next.

Data preparation The provided training data was the SIDD-Medium dataset that consists of 320 noisy images in both rawRGB and sRGB space with corresponding ground truth and metadata. Each noisy or ground truth image is a 2D array of normalized rawRGB values (mosaiced color filter array) in the range $[0, 1]$ in single-precision floating point format saved as Matlab .mat files. The metadata files contained dictionaries of Tiff tags for the rawRGB images, saved as .mat files.

We collected a new validation and testing datasets following a similar procedure to the one used in SIDD [3], and hence, we named the new dataset SIDD+.

The SIDD+ validation set consists of 1024 noisy image blocks (*i.e.*, croppings) from both rawRGB and sRGB images, each block is 256×256 pixels. The blocks are taken from 32 images, 32 blocks from each image ($32 \times 32 = 1024$). All image blocks are combined in a single 4D array of shape $[1024, 256, 256]$ where each consecutive 32 images belong to the same image, for example, the first 32 images belong to the first image, and so on. The blocks have the same number format as the training data. Similarly, the SIDD+ testing set consists of 1024 noisy image blocks from a different set of images, but following the same format as the validation set. Image metadata files were also provided for all 64 images from which the validation and testing data were extracted. All newly created validation and testing datasets are publicly available.

We also provided the simulated camera pipeline used to render rawRGB images into sRGB for the SIDD dataset ¹. The provided pipeline offers a set of processing stages similar to an on-board camera pipeline. Such stages include: black level subtraction, active area cropping, white balance, color space transformation, and global tone mapping.

Evaluation The evaluation is based on the comparison of the restored clean (denoised) images with the ground-truth images. For this we use the standard peak signal-to-noise

¹<https://github.com/AbdoKamel/simple-camera-pipeline>

ratio (PSNR) and, complementary, the structural similarity (SSIM) index [41] as often employed in the literature. Implementations are found in most of the image processing toolboxes. We report the average results over all image blocks provided.

For submitting the results, participants were asked to provide the denoised image blocks in a multidimensional array shaped in the same way as the input data (*i.e.*, [1024, 256, 256]). In addition, participants were asked to provide additional information: the algorithm’s runtime per mega pixel (in seconds); whether the algorithm employs CPU or GPU at runtime; and whether extra metadata is used as inputs to the algorithm.

At the final stage of the challenge, the participants were asked to submit fact sheets to provide information about the teams and to describe their methods.

Timeline The challenge timeline was performed in two stages. The validation stage started on December 20, 2019. The final testing stage started on March 16, 2020. Each participant was allowed a maximum of 20 and 3 submissions during the validation and testing phases, respectively. The challenge ended on March 26, 2020.

3. Challenge Results

From approximately 250 registered participants in each track, 22 teams entered in the final phase and submitted results, codes/executables, and factsheets. Tables 1 and 2 report the final test results, in terms of peak signal-to-noise ratio (PSNR) and structural similarity (SSIM) index [41], for the rawRGB and sRGB tracks, respectively. The tables show the method ranks based on each measure in subscripts. We present the self-reported runtimes and major details provided in the factsheets submitted by participants. Figures 1 and 2 show a 2D visualization of PSNR and SSIM values for all methods in both rawRGB and sRGB tracks, respectively. For combined visualization, both figures are overlaid in Figure 3. The methods are briefly described in section 4 and team members are listed in Appendix A.

Main ideas All of the proposed methods are based on deep learning. Specifically, all methods employ convolutional neural networks (CNNs) based on various architectures. Most of adapted architectures are based on widely-used networks, such as U-Net [37], ResNet [16], and DenseNet [19]. The main ideas included re-structuring existing networks, introducing skip connections, introducing residual connections, and using densely connected components. Other strategies have been used such as feature attention for image denoising [6], atrous spatial pyramid pooling (ASPP) [10], and neural architectural search (NAS) [13].

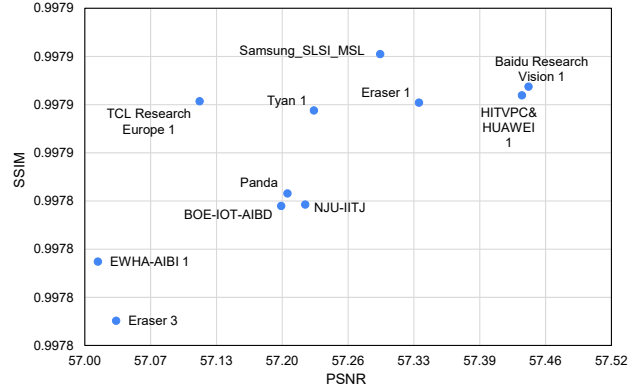


Figure 1: Combined PSNR and SSIM values of method from the rawRGB track.

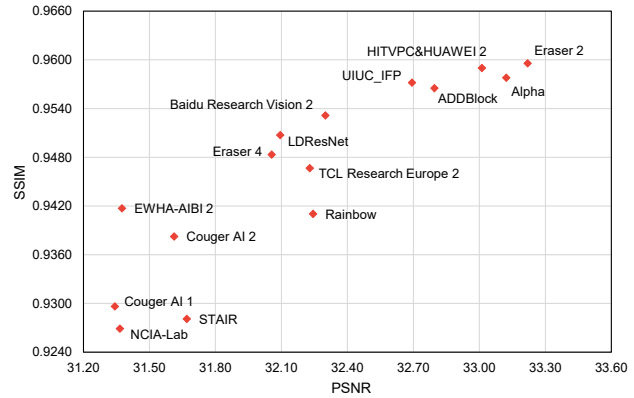


Figure 2: Combined PSNR and SSIM values of method from the sRGB track.

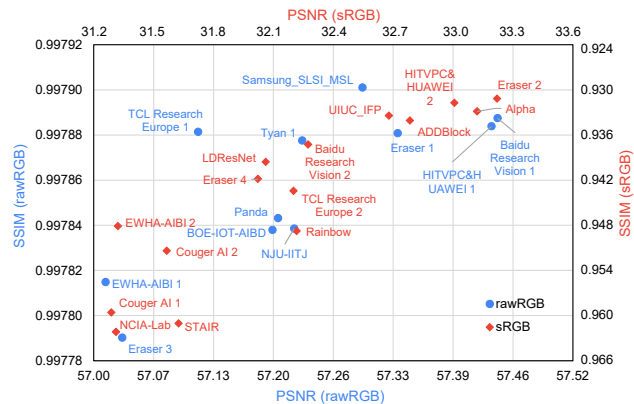


Figure 3: Combined PSNR and SSIM values of all methods from both rawRGB (in blue) and sRGB (in red) tracks. Note the different axes and scales for each track.

Most teams used L_1 loss as the optimization function while some teams used L_2 loss or adopted a mixed

Team	Username	PSNR	SSIM	Runtime (s/Mpixel)	CPU/GPU (at runtime)	Platform	Ensemble	Loss
Baidu Research Vision 1	zhihongp	57.44 ₍₁₎	0.99789 ₍₂₎	5.76	Tesla V100	PaddlePaddle, PyTorch	flip/transpose ($\times 8$)	L_1
HITVPC&HUAWEI 1	hitvpc_huawei	57.43 ₍₂₎	0.99788 ₍₃₎	?	GTX 1080 Ti	PyTorch	flip/rotate ($\times 8$)	L_1
Eraser 1	Songsaris	57.33 ₍₃₎	0.99788 ₍₅₎	36.50	TITAN V	PyTorch	flip/rotate ($\times 8$)	L_1
Samsung_SLSI_MSL	Samsung_SLSI_MSL-2	57.29 ₍₄₎	0.99790 ₍₁₎	50	Tesla V100	PyTorch	flip/transpose ($\times 8$), models ($\times 3$)	L_1
Tyan 1	Tyan	57.23 ₍₅₎	0.99788 ₍₆₎	0.38	GTX 1080 Ti	TensorFlow	flip/rotate ($\times 8$), model snapshots ($\times 3$)	L_1
NJU-IITJ	Sora	57.22 ₍₆₎	0.99784 ₍₉₎	3.5	Tesla V100	PyTorch	models ($\times 8$)	L_1
Panda	panda_ynn	57.20 ₍₇₎	0.99784 ₍₈₎	2.72	GTX 2080 Ti	TensorFlow	flip/rotate ($\times 8$), model snapshots ($\times 3$)	L_1
BOE-IOT-AIBD	eastworld	57.19 ₍₈₎	0.99784 ₍₇₎	0.61	Tesla P100	TensorFlow	None	L_1
TCL Research Europe 1	tcl-research-team	57.11 ₍₉₎	0.99788 ₍₁₀₎	?	RTX 2080 Ti	TensorFlow	flip/rotate ($\times 8$), models ($\times 3 - 5$)	L_1
Eraser 3	BumjunPark	57.03 ₍₁₀₎	0.99779 ₍₄₎	0.31	?	PyTorch	?	L_1
EWHA-AIBI 1	jaayeon	57.01 ₍₁₁₎	0.99781 ₍₁₂₎	55	Tesla V100	PyTorch	flip/rotate ($\times 8$)	L_1
ZJU231	qiushizai	56.72 ₍₁₂₎	0.99752 ₍₁₁₎	0.17	GTX 1080 Ti	PyTorch	self ensemble	L_1, DCT
NoahDn	matteomagioni	56.47 ₍₁₃₎	0.99749 ₍₁₄₎	3.54	Tesla V100	TensorFlow	flip/rotate ($\times 8$)	L_1
Dahua_isp	-	56.20 ₍₁₄₎	0.99749 ₍₁₃₎	?	GTX 2080	PyTorch	?	?

Table 1: Results and rankings of methods submitted to the rawRGB denoising track.

Team	Username	PSNR	SSIM	Runtime (s/Mpixel)	CPU/GPU (at runtime)	Platform	Ensemble	Loss
Eraser 2	Songsaris	33.22 ₍₁₎	0.9596 ₍₁₎	103.92	TITAN V	PyTorch	flip/rotate/RGB shuffle ($\times 48$)	L_1
Alpha	q935970314	33.12 ₍₂₎	0.9578 ₍₃₎	6.72	RTX 2080 Ti	PyTorch	flip/rotate ($\times 8$)	Charbonnier
HITVPC&HUAWEI 2	hitvpc_huawei	33.01 ₍₃₎	0.9590 ₍₂₎	?	GTX 1080 Ti	PyTorch	flip/rotate ($\times 8$)	L_1
ADDBlock	BONG	32.80 ₍₄₎	0.9565 ₍₅₎	76.80	Titan XP	PyTorch	flip/rotate ($\times 8$), models ($\times 4$)	L_1
UIUC_IFP	Self-Worker	32.69 ₍₅₎	0.9572 ₍₄₎	0.61	Tesla V100 ($\times 2$)	PyTorch	flip/rotate ($\times 8$), models ($\times 3$)	L_1
Baidu Research Vision 2	zhihongp	32.30 ₍₆₎	0.9532 ₍₆₎	9.28	Tesla V100 ($\times 8$)	PaddlePaddle, PyTorch	flip/transpose ($\times 8$)	L_1
Rainbow	JiKun63	32.24 ₍₇₎	0.9410 ₍₁₁₎	2.41	RTX 2080Ti	PyTorch	flip/rotate ($\times 8$)	L_1 /Laplace gradient
TCL Research Europe 2	tcl-research-team	32.23 ₍₈₎	0.9467 ₍₉₎	?	RTX 2080 Ti	TensorFlow	flip/rotate ($\times 8$), models ($\times 3 - 5$)	L_1
LDRResNet	SJKim	32.09 ₍₉₎	0.9507 ₍₇₎	17.85	GTX 1080	PyTorch	flip/rotate ($\times 8$)	L_1
Eraser 4	BumjunPark	32.06 ₍₁₀₎	0.9484 ₍₈₎	?	?	PyTorch	?	L_1
STAIR	dark_limless	31.67 ₍₁₁₎	0.9281 ₍₁₄₎	0	1.86	Titan TITAN RTX ($\times 2$)	?	L_1
Couger AI 2	priyakansal	31.61 ₍₁₂₎	0.9383 ₍₁₂₎	0.23	GTX 1080	Keras/Tensorflow	None	MSE/SSIM
EWHA-AIBI 2	jaayeon	31.38 ₍₁₃₎	0.9417 ₍₁₀₎	?	Tesla V100	PyTorch	flip/rotate ($\times 8$)	L_1
NCIA-Lab	Han-Soo-Choi	31.37 ₍₁₄₎	0.9269 ₍₁₅₎	2.92	TITAN RTX	PyTorch	None	MS-SSIM/ L_1
Couger AI 1	sabarinathan	31.34 ₍₁₅₎	0.9296 ₍₁₃₎	0.23	GTX 1080	Keras/Tensorflow	None	MSE/SSIM
Visionaries	rajatguptakgp	19.97 ₍₁₆₎	0.6791 ₍₁₆₎	?	GTX 1050 Ti	PyTorch	None	MSE

Table 2: Results and rankings of methods submitted to the sRGB denoising track.

loss between L_1 , L_2 , multi-scale structural similarity (MS-SSIM) [42], and/or Laplace gradients.

Top results The top methods achieved very close performances, in terms of PSNR and SSIM. In the rawRGB track, the top two methods are 0.01 dB apart in terms of PSNR, whereas in the sRGB track, the top three methods have ~ 0.1 dB difference in terms of PSNR, as shown in Figures 1 and 2. The differences in SSIM values were similarly close. In terms of PSNR, the main performance metric used in the challenge, the best two methods for rawRGB

denoising are proposed by teams Baidu Research Vision and HITVPC&HUAWEI, and achieved 57.44 and 57.43 dB PSNR, respectively, while the best method for sRGB denoising is proposed by team Eraser and achieved 33.22 dB PSNR. In terms of SSIM, as a complementary performance metric, the best method for rawRGB denoising is proposed by the team Samsung_SLSI_MSL and achieved a SSIM index of 0.9979, while the best SSIM index for sRGB denoising is achieved by the Eraser team.

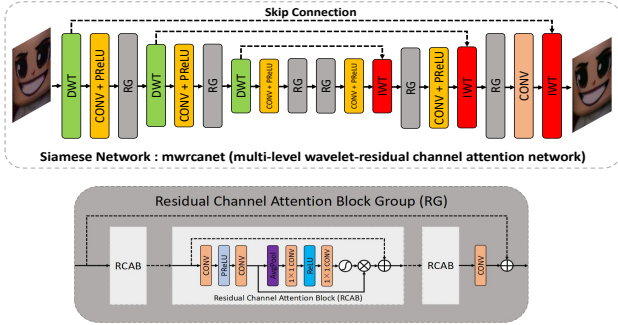


Figure 4: The network architecture proposed by the HITVPC&HUAWEI team.

Ensembles To boost performance, most of the methods applied different flavors of ensemble techniques. Specifically, most teams used a self-ensemble [40] technique where the results from eight flipped/rotated versions of the same image are averaged together. Some teams applied additional model-ensemble techniques.

Conclusion From the analysis of the presented results, we can conclude that the proposed methods achieve state-of-the-art performance in real image denoising on the SIDD+ benchmark. The top methods proposed by the top ranking teams (*i.e.*, HITVPC&HUAWEI, Baidu Research Vision, Eraser, and Alpha) achieve consistent performance across both color spaces—that is, rawRGB and sRGB (see Figure 3).

4. Methods and Teams

4.1. HITVPC&HUAWEI

Distilling Knowledge from Original Network and Siamese Network for Real Image Denoising The team used distilling knowledge and NAS (Neural Architecture Search technology) to improve the denoising performance. The proposed network is based on both MWCNN [26] and ResNet [16] to propose the mwresnet (multi-level wavelet resnet). The team used the proposed network to design the Siamese Network by use of NAS technology. Both networks can complement each other to improve denoising performance in distilling knowledge stage. Only the Siamese Network is used in the final denoising stage. The network architecture proposed by the team is shown in Figure 4.

4.2. Baidu Research Vision

Neural Architecture Search (NAS) based Dense Residual Network for Image Denoising The Baidu Research Vision team first proposed a dense residual network that includes multiple types of skip connections to learn features

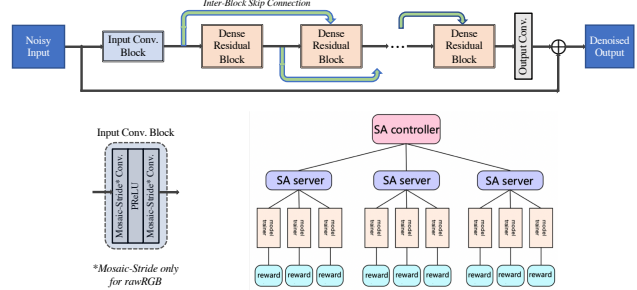


Figure 5: The architectures of the neural network and the distributed SA-NAS scheme proposed by the Baidu Research Vision team.

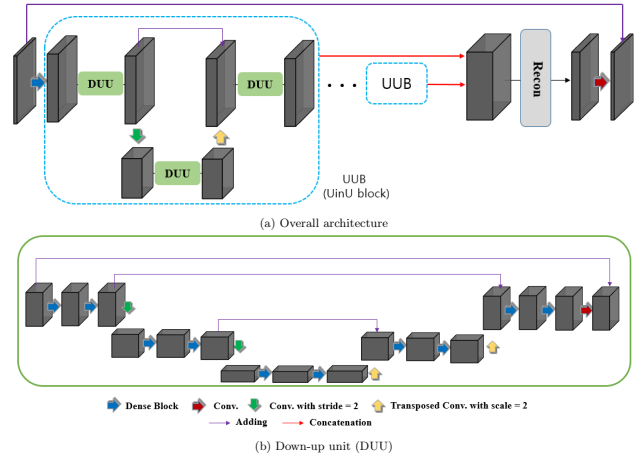


Figure 6: The UinUNet network architecture proposed by the Eraser team.

at different resolutions. A new NAS based scheme is further implemented in PaddlePaddle [1] to search for the number of dense residual blocks, the block size and the number of features, respectively. The proposed network achieves good denoising performance in the sRGB track, and the added NAS scheme achieves impressive performance in the rawRGB track. The architectures of the neural network and the distributed SA-NAS proposed by the team are illustrated in Figure 5.

4.3. Eraser

Iterative U-in-U network for image denoising (UinUNet)

The team modified the down-up module and connections in the DIDN [44]. Down-sampling and up-sampling layers are inserted between two modules to construct more hierarchical block connections. Several three-level down-up units (DUU) are included in a two-level down-up module (UUB). The UinUNet architecture proposed by the team is shown in Figure 6.

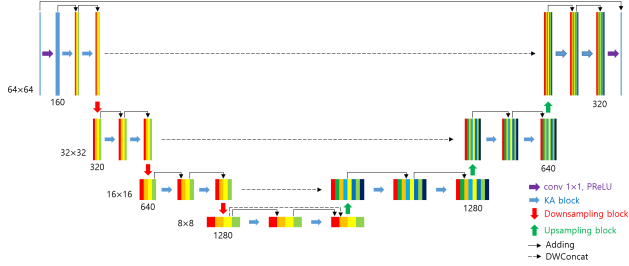


Figure 7: The KADN network architecture proposed by the Eraser team.

Kernel Attention CNN for Image Denoising (KADN) is inspired by Selective Kernel Networks (SKNet) [22], DeepLab V3 [10], and Densely Connected Hierarchical Network for Image Denoising (DHDN) [35]. The DCR blocks of DHDN are replaced with Kernel Attention (KA) blocks. KA blocks apply the concept of atrous spatial pyramid pooling (ASPP) of DeepLab V3 to apply the idea of SKNet that dynamically selects features from different convolution kernels. The KADN architecture proposed by the team is shown in Figure 7.

4.4. Alpha

Enhanced Asymmetric Convolution Block (EACB) for image restoration tasks [28] Based on ACB[12], the team added two additional diagonal convolutions to further strengthen the kernel skeleton. For image restoration tasks, they removed the batch normalization layers and the bias parameters for better performance, and used the cosine annealing learning rate scheduler [31] to prevent gradient explosions. They used a simple version of RCAN [49] as the backbone. The specific modifications are: (1) Remove all channel attention (CA) modules. Too many CAs lead to an increase in training and testing time, and bring little performance improvement. (2) Remove the upsampling module to keep all the features of the same size. (3) Add a global residual to enhance the stability of the network and make the network reach higher performance in the early stages of training.

4.5. Samsung_SLSI_MSL

Real Image Denoising based on Multi-scale Residual Dense Block and Cascaded U-Net with Block-connection [8] The team used three networks: residual dense network (RDN) [51], multi-scale residual dense network (MRDN), and Cascaded U-Net [37] with residual dense block (RDB) connections (CU-Net). Inspired by Atrous Spatial Pyramid Pooling (ASPP) [10] and RDB, the team designed multi-scale RDB (MRDB) to utilize the multi-scale features within component blocks and built MRDN. Instead of skip-connection, the team designed U-Net with block-connection (U-Net-B) to utilize an addi-

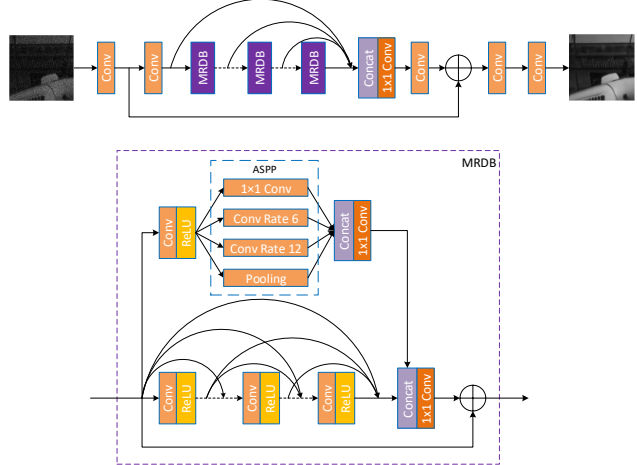


Figure 8: The MRDN architecture proposed by the Samsung_SLSI_MSL team.

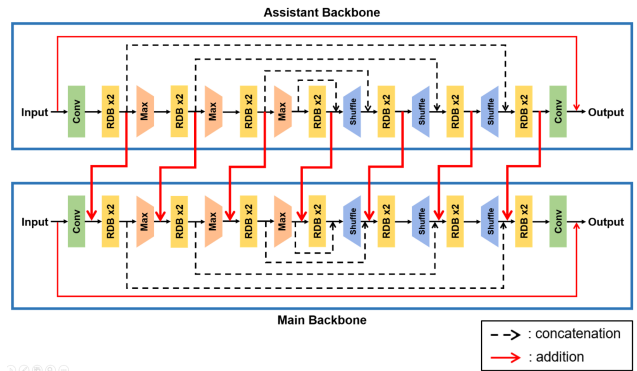


Figure 9: The PUNet architecture proposed by the AD-Block team.

tional neural module (i.e., RDB) to connect the encoder and the decoder. They also proposed and used noise permutation for data augmentation to avoid model overfitting. The network architecture of MRDN proposed by the team is shown in Figure 8, and CU-Net is detailed in [8].

4.6. ADDBlock

PolyU-Net (PUNet) for Real Image Denoising The team utilized the idea of Composite Backbone Network (CBNet) architecture [30] used for object detection. They used a U-net architecture [35] as the backbone of their PolyU-Net (PUNet). They constructed recurrent connections between backbones with only addition and without upsampling operation contrast to CBNet to prevent distortion of the original information of backbones. Additionally, contrary to CBNet, a slight performance gain was obtained by sharing weights in the backbone networks. The network architecture proposed by the team is shown in Figure 9.

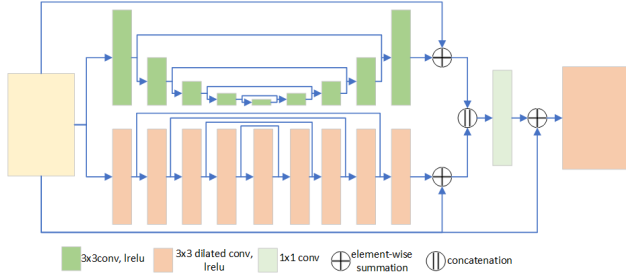


Figure 10: The Parallel U-net architecture proposed by the Tyan team.

4.7. Tyan

Parallel U-net for Real Image Denoising The team proposed parallel U-net for considering global and pixel-wise denoising at the same time. Two kinds of U-net were combined in a parallel way: one traditional U-net for global denoising due to its great receptive field, and another U-net with dilated convolutions replacing the pooling operations; to preserve the feature map size. Both U-nets take the same input noisy image separately and their outputs are concatenated and followed by a 1x1 convolution to produce the final clean image. The network architecture proposed by the team is shown in Figure 10.

4.8. UIUC IFP

Using U-Nets as ResNet blocks for Real Image Denoising The team concatenated multiple of the U-Net models proposed in [25, 53]. Each U-Net model is treated as a residual block. The team used eight residual blocks in their model. Model ensemble was used to improve the performance. Specifically, the team trained ten separate models and deployed the top three models that achieves the best results on the validation set. In the testing phase, the team first applied rotating and flipping operations to augment each testing image. Then, a fusion operation is applied to the results obtained from the three high-performance models.

4.9. NJU-IITJ

Learning RAW Image Denoising with Color Correction The team adapted scaling the Bayer pattern channels based on each channel's maximum. They used Bayer unification [25] for data augmentation and selected Deep iterative down-up CNN network (DIDN) [44] as their base model for denoising.

4.10. Panda

Pyramid Real Image Denoising Network The team proposed a pyramid real image denoising network (PRIDNet), which contains three stages: (1) noise estimation stage that uses channel attention mechanism to recalibrate the channel importance of input noise; (2) at the multi-scale denois-

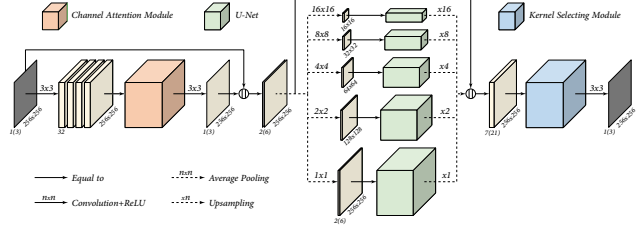


Figure 11: The PRIDNet architecture proposed by the Panda team.

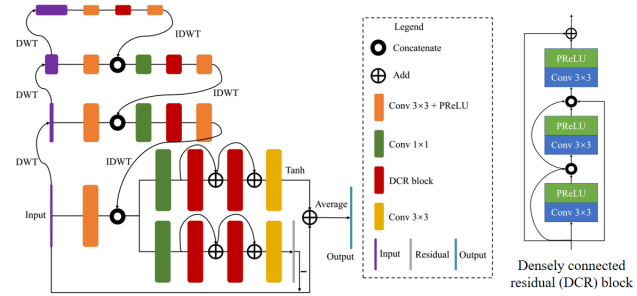


Figure 12: The network architecture proposed by the Rainbow team.

ing stage, pyramid pooling is utilized to extract multi-scale features; and (3) the feature fusion stage adopts a kernel selecting operation to adaptively fuse multi-scale features. The PRIDNet architecture proposed by the team is shown in Figure 11.

4.11. Rainbow

Densely Self-Guided Wavelet Network for Image Denoising [29] The team proposed a top-down self-guidance architecture for exploiting image multi-scale information. The low-resolution information is extracted and gradually propagated into the higher resolution sub-networks to guide the feature extraction processes. Instead of pixel-shuffling/unshuffling, the team used the discrete wavelet transform (DWT) and the inverse discrete wavelet transform (IDWT) for upsampling and downsampling, respectively. The used loss was a combination between the L1 and the Laplace gradient losses. The network architecture proposed by the team is shown in Figure 12.

4.12. TCL Research Europe

Neural Architecture Search for image denoising [33] The team proposed an ensemble model consisting of 3 - 5 sub-networks. Two types of sub-networks are proposed: (1) the Superkernel-based Multi Attentional Residual U-Net and (2) the Superkernel SkipInit Residual U-Net. The superkernel method used by the team is based on [38].

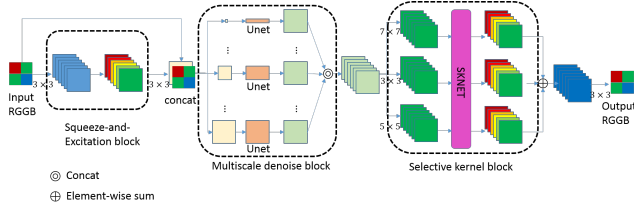


Figure 13: The network architecture proposed by the BOE-IOT-AIBD team.

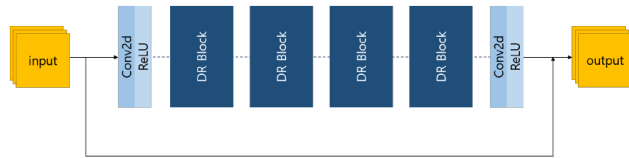


Figure 14: The network architecture proposed by the LDResNet team.

4.13. BOE-IOT-AIBD

Raw Image Denoising with Unified Bayer Pattern and Multiscale Strategies The team utilized a pyramid denoising network [52] and Bayer pattern unification techniques [25] where all input noisy rawRGB images are unified to RGGb bayer pattern according to the metadata information. Then inputs are passed into Squeeze-and-Excitation blocks [18] to extract features and assign weights to different channels. Multiscale denoising blocks and selective kernel blocks [22] were applied. The network architecture proposed by the team is shown in Figure 13.

4.14. LDResNet

Mixed Dilated Residual Network for Image Denoising The team designed a deep and wide network by piling up the dilated and residual (DR) blocks equipped with multiple dilated convolutions and skip connections. In addition to the given noisy-clean image pairs, the team utilized extra undesired-clean image pairs as a way to add some noise on the ground truth images of the training data of the SIDD dataset. The network architecture proposed by the team is shown in Figure 14.

4.15. EWHA-AIBI

Denoising with wavelet domain loss The team used an enhanced deep residual network EDSR [23] architecture with global residual skip and input that is decomposed with stationary wavelet transform and used loss in wavelet transform domain. To accelerate the performance of networks, channel attention [43] is added every fourth res block.

4.16. STAIR

Down-Up Scaling Second-Order Attention Network for Real Image Denoising The team proposes a Down-Up

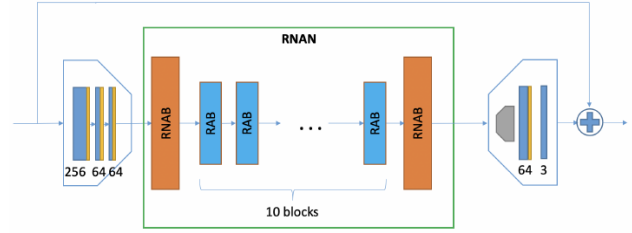


Figure 15: The RNAN Down-Up scaling network (RNAN-DU) architecture proposed by the STAIR team.

scaling RNAN (RNAN-DU) method to deal with real noise that may not be statistically independent. Accordingly, the team used the residual non-local attention network (RNAN) [50] as a backbone of the proposed RNAN-DU method. The down-up sampling blocks are used to suppress the noise, while non-local attention modules are focused on dealing with more severe, non-uniformly distributed real noise. The network architecture proposed by the team is shown in Figure 15.

4.17. Cougar AI

Lightweight Residual Dense net for Image Denoising

The team proposed a U-net like model with stacked residual dense blocks along with simple convolution/convolution transpose. The input image is first processed by a coordinate convolutional layer [27] aiming to improve the learning of spatial features in the input image. Moreover, the team used the modified dense block to learn the global hierarchical features and then fused these features to the output of decoder in a more holistic way.

Lightweight Deep Convolutional Model for Image Denoising

The team proposed also to train the network without the coordinate convolutional layer [27]. This modification achieves better results in the testing set compared to the original architecture.

4.18. ZJU231

Deep Prior Fusion Network (DPFNet) for Real Image Denoising

The team presented DPFNet based on U-net [37]. They utilize the DPF block and the Residual block, which are both modified versions of the standard residual block in ResNet [16], for feature extraction and image reconstruction. Compared with the Residual block, the DPF block introduces an extract 1×1 convolutional layer to enhance the cross-channel exchange of feature maps during the feature extraction stage.

4.19. NoahDn

Learnable Nonlocal Image Denoising The team proposed a method that explicitly use the nonlocal image prior

within a fully differentiable framework. In particular, the image is processed in a block-wise fashion, and after a shallow feature extraction, self-similar blocks are extracted within a search window and then jointly denoised by exploiting their nonlocal redundancy. The final image estimate is obtained by returning each block in its original position and adaptively aggregating the overcomplete block estimates within the overlapping regions.

4.20. NCIA-Lab

SAID: Symmetric Architecture for Image Denoising

The team proposed a two-branch bi-directional correction model. The first branch was designed to estimate positive values in the final residual layer, while the second branch was used to estimate negative values in the final residual layer. In particular, the team built their model on top of the DHDN architecture [35] by adapting two models of the DHDN architecture.

4.21. Dahua_isp

Dense Residual Attention Network for Image Denoising

The team optimized the RIDNet [6] with several modifications: using long dense connection to avoid gradients vanishing; and adding depth-wise separable convolution [17] as the transition.

4.22. Visionaries

Image Denoising through Stacked AutoEncoders

The team used a stacked autoencoder to attempt denoising the images. While training, under each epoch, image pairs (original and noisy) were randomly shuffled and a Gaussian noise with mean and standard deviation of the difference between the original and noisy image for all 160 image pairs was added.

Acknowledgements

We thank the NTIRE 2020 sponsors: Huawei, Oppo, Voyage81, MediaTek, DisneyResearch|Studios, and Computer Vision Lab (CVL) ETH Zurich.

A. Teams and Affiliations

NTIRE 2020 Team

Title: NTIRE 2020 Challenge on Real Image Denoising: Dataset, Methods and Results

Members:

Abdelrahman Abdelhamed¹ (kamel@eecs.yorku.ca),
Mahmoud Afifi¹ (mafifi@eecs.yorku.ca),
Radu Timofte² (radu.timofte@vision.ee.ethz.ch),
Michael S. Brown¹ (mbrown@eecs.yorku.ca)

Affiliations:

¹ York University, Canada

² ETH Zurich, Switzerland

HITVPC&HUAWEI

Title: Distillating Knowledge from Original Network and Siamese Network for Real Image Denoising

Members: Yue Cao¹ (hitvpc.huawei@163.com), Zhilu Zhang¹, Wangmeng Zuo¹, Xiaoling Zhang², Jiye Liu², Wendong Chen², Changyuan Wen², Meng Liu², Shuailin Lv², Yunchao Zhang²

Affiliations: ¹ Harbin Institute of Technology, China ² Huawei, China

Baidu Research Vision

Title: Neural Architecture Search (NAS) based Dense Residual Network for Image Denoising

Members: Zhihong Pan¹ (zhihongpan@baidu.com), Baopu Li¹, Teng Xi², Yanwen Fan², Xiyu Yu², Gang Zhang², Jingtuo Liu², Junyu Han², Errui Ding²

Affiliations: ¹ Baidu Research (USA), ² Department of Computer Vision Technology (VIS), Baidu Incorporation

Eraser

Title: Iterative U-in-U network for image denoising, Kernel Attention CNN for Image Denoising

Members: Songhyun Yu (3069song@naver.com), Bumjun Park, Jechang Jeong

Affiliations: Hanyang University, Seoul, Korea

Alpha

Title: Enhanced Asymmetric Convolution Block (EACB) for image restoration tasks

Members: Shuai Liu¹ (18601200232@163.com), Ziyao Zong¹, Nan Nan¹, Chenghua Li²

Affiliations: ¹ North China University of Technology, ² Institute of Automation, Chinese Academy of Sciences

Samsung_SLSI_MSL

Title: Real Image Denoising based on Multi-scale Residual Dense Block and Cascaded U-Net with Block-connection

Members: Zengli Yang (zengli.y@samsung.com), Long Bao, Shuangquan Wang, Dongwoon Bai, Jungwon Lee

Affiliations: Samsung Semiconductor, Inc.

ADDBlock

Title: PolyU-Net (PUNet) for Real Image Denoising

Members: Youngjung Kim (read12300@add.re.kr), Kyeongha Rho, Changyeop Shin, Sungho Kim

Affiliations: Agency for Defense Development

Tyan

Title: Parallel U-Net for Real Image Denoising

Members: Pengliang Tang (tpl21200@outlook.com), Yiyun Zhao

Affiliations: Beijing University of Posts and Telecommunications

UIUC IFP

Title: Using U-Nets as ResNet blocks for Real Image Denoising

Members: Yuqian Zhou (zhouyuqian133@gmail.com), Yuchen Fan, Thomas Huang

Affiliations: University of Illinois at Urbana Champaign

NJU-IITJ

Title: Learning RAW Image Denoising with Color Correction

Members: Zhihao Li¹ (lizhihao6@outlook.com), Nisarg A. Shah²

Affiliations: ¹ Nanjing University, Nanjing, China, ² Indian Institute of Technology, Jodhpur, Rajasthan, India

Panda

Title: Pyramid Real Image Denoising Network

Members: Yiyun Zhao (yiyunzhao@bupt.edu.cn), Pengliang Tang

Affiliations: Beijing University of Posts and Telecommunications

Rainbow

Title: Densely Self-guided Wavelet Network for Image Denoising

Members: Wei Liu (liujikun@hit.edu.cn), Qiong Yan, Yuzhi Zhao

Affiliations: SenseTime Research; Harbin Institute of Technology

TCL Research Europe

Title: Neural Architecture Search for image denoising

Members: Marcin Możejko (marcin.mozejko@tcl.com), Tomasz Latkowski, Lukasz Treszczotko, Michał Szafrański, Krzysztof Trojanowski

Affiliations: TCL Research Europe

BOE-IOT-AIBD

Title: Raw Image Denoising with Unified Bayer Pattern and Multiscale Strategies

Members: Yanhong Wu (wuyanhong@boe.com.cn),

Pablo Navarrete Michelini, Fengshuo Hu, Yunhua Lu

Affiliations: Artificial Intelligence and Big Data Research Institute, BOE

LDResNet

Title: Mixed Dilated Residual Network for Image Denoising

Members: Sujin Kim (sujin.kim@snu.ac.kr)

Affiliations: Seoul National University, South Korea

ST Unitas AI Research (STAIR)

Title: Down-Up Scaling Second-Order Attention Network for Real Image Denoising

Members: Magaiya Zhussip (magaiya@stunitas.com), Azamat Khassenov, Jong Hyun Kim, Hwechul Cho

Affiliations: ST Unitas

EWHA-AIBI

Title: Denoising with wavelet domain loss

Members: Wonjin Kim (onejean81@gmail.com), Jaayeon Lee, Jang-Hwan Choi

Affiliations: Ewha Womans University

Couger AI

Title: Lightweight Residual Dense net for Image Denoising, Lightweight Deep Convolutional Model for Image Denoising

Members: Priya Kansal (priya@couger.co.jp), Sabari Nathan (sabari@couger.co.jp)

Affiliations: Couger Inc.

ZJU231

Title: Deep Prior Fusion Network for Real Image Denoising

Members: Zhangyu Ye¹ (qiushizai@zju.edu.cn), Xiwen Lu², Yaqi Wu³, Jiangxin Yang¹, Yanlong Cao¹, Siliang Tang¹, Yanpeng Cao¹

Affiliations: ¹ Zhejiang University, Hangzhou, China ² Nanjing University of Aeronautics and Astronautics, Nanjing, China ³ Harbin Institute of Technology Shenzhen, Shenzhen, China

NoahDn

Title: Learnable Nonlocal Image Denoising

Members: Matteo Maggioni

(matteo.maggioni@huawei.com), Ioannis Marras, Thomas Tanay, Gregory Slabaugh, Youliang Yan

Affiliations: Huawei Technologies Research and Development (UK) Ltd, Noah's Ark Lab London

NCIA-Lab

Title: SAID: Symmetric Architecture for Image Denoising

Members: Myungjoo Kang (mkang@snu.ac.kr), Han-Soo Choi, Sujin Kim, Kyungmin Song

Affiliations: Seoul National University

Dahua_isp

Title: Dense Residual Attention Network for Image Denoising

Members: Shusong Xu (13821177832@163.com), Xiaomu Lu, Tingniao Wang, Chunxia Lei, Bin Liu

Affiliations: Dahua Technology

Visionaries

Title: Image Denoising through Stacked AutoEncoders

Members: Rajat Gupta

(rajatgba2021@email.iimcal.ac.in), Vineet Kumar

Affiliations: Indian Institute of Technology Kharagpur

References

- [1] Parallel distributed deep learning platform. <https://github.com/PaddlePaddle/>, 2019. 5
- [2] A. Abdelhamed, M. Afifi, R. Timofte, M. Brown, et al. Ntire 2020 challenge on real image denoising: Dataset, methods and results. In *The IEEE Conference on Computer Vision and Pattern Recognition (CVPR) Workshops*, June 2020. 2
- [3] A. Abdelhamed, S. Lin, and M. S. Brown. A high-quality denoising dataset for smartphone cameras. In *CVPR*, 2018. 1, 2
- [4] A. Abdelhamed, R. Timofte, and M. S. Brown. Ntire 2019 challenge on real image denoising: Methods and results. In *The IEEE Conference on Computer Vision and Pattern Recognition (CVPR) Workshops*, June 2019. 1, 2
- [5] C. O. Ancuti, C. Ancuti, F.-A. Vasluianu, R. Timofte, et al. Ntire 2020 challenge on nonhomogeneous dehazing. In *The IEEE Conference on Computer Vision and Pattern Recognition (CVPR) Workshops*, June 2020. 2
- [6] S. Anwar and N. Barnes. Real image denoising with feature attention. In *Proceedings of the IEEE International Conference on Computer Vision*, pages 3155–3164, 2019. 3, 9
- [7] B. Arad, R. Timofte, Y.-T. Lin, G. Finlayson, O. Ben-Shahar, et al. Ntire 2020 challenge on spectral reconstruction from an rgb image. In *The IEEE Conference on Computer Vision and Pattern Recognition (CVPR) Workshops*, June 2020. 2
- [8] L. Bao, Z. Yang, S. Wang, D. Bai, and J. Lee. Real image denoising based on multi-scale residual dense block and cascaded U-Net with block-connection. In *The IEEE Conference on Computer Vision and Pattern Recognition (CVPR) Workshops*, 2020. 6
- [9] A. Buades, B. Coll, and J. Morel. A non-local algorithm for image denoising. In *CVPR*, 2005. 1
- [10] L.-C. Chen, Y. Zhu, G. Papandreou, F. Schroff, and H. Adam. Encoder-decoder with atrous separable convolution for semantic image segmentation. In *Proceedings of the European conference on computer vision (ECCV)*, pages 801–818, 2018. 3, 5, 6
- [11] K. Dabov, A. Foi, V. Katkovnik, and K. Egiazarian. Image denoising by sparse 3D transform-domain collaborative filtering. *IEEE TIP*, 16(8):2080–2095, 2007. 1
- [12] X. Ding, Y. Guo, G. Ding, and J. Han. Acnet: Strengthening the kernel skeletons for powerful cnn via asymmetric convolution blocks. In *Proceedings of the IEEE International Conference on Computer Vision*, pages 1911–1920, 2019. 6
- [13] T. Elsken, J. H. Metzen, and F. Hutter. Neural architecture search: A survey. *arXiv preprint arXiv:1808.05377*, 2018. 3
- [14] D. Fuoli, Z. Huang, M. Danelljan, R. Timofte, et al. Ntire 2020 challenge on video quality mapping: Methods and results. In *The IEEE Conference on Computer Vision and Pattern Recognition (CVPR) Workshops*, June 2020. 2
- [15] S. Gu and R. Timofte. A brief review of image denoising algorithms and beyond. In *Springer series on Challenges in Machine Learning*, 2019. 1
- [16] K. He, X. Zhang, S. Ren, and J. Sun. Deep residual learning for image recognition. In *CVPR*, pages 770–778, 2016. 3, 5, 8
- [17] A. G. Howard, M. Zhu, B. Chen, D. Kalenichenko, W. Wang, T. Weyand, M. Andreetto, and H. Adam. Mobilenets: Efficient convolutional neural networks for mobile vision applications. *arXiv preprint arXiv:1704.04861*, 2017. 9
- [18] J. Hu, L. Shen, and G. Sun. Squeeze-and-excitation networks. In *Proceedings of the IEEE conference on computer vision and pattern recognition*, pages 7132–7141, 2018. 8
- [19] G. Huang, Z. Liu, L. Van Der Maaten, and K. Q. Weinberger. Densely connected convolutional networks. In *CVPR*, pages 4700–4708, 2017. 3
- [20] H. Karaimer and M. S. Brown. A software platform for manipulating the camera imaging pipeline. In *ECCV*, 2016. 2
- [21] D. T. Kuan, A. A. Sawchuk, T. C. Strand, and P. Chavel. Adaptive noise smoothing filter for images with signal-dependent noise. *IEEE TPAMI*, (2):165–177, 1985. 1
- [22] X. Li, W. Wang, X. Hu, and J. Yang. Selective kernel networks. In *Proceedings of the IEEE conference on computer vision and pattern recognition*, pages 510–519, 2019. 5, 8
- [23] B. Lim, S. Son, H. Kim, S. Nah, and K. Mu Lee. Enhanced deep residual networks for single image super-resolution. In *CVPR Workshops*, pages 136–144, 2017. 8
- [24] C. Liu, R. Szeliski, S. B. Kang, C. L. Zitnick, and W. T. Freeman. Automatic estimation and removal of noise from a single image. *IEEE TPAMI*, 30(2):299–314, 2008. 1
- [25] J. Liu, C.-H. Wu, Y. Wang, Q. Xu, Y. Zhou, H. Huang, C. Wang, S. Cai, Y. Ding, H. Fan, and J. Wang. Learning raw image denoising with bayer pattern normalization and bayer preserving augmentation. In *CVPR Workshops*, 2019. 7
- [26] P. Liu, H. Zhang, K. Zhang, L. Lin, and W. Zuo. Multi-level wavelet-cnn for image restoration. In *Proceedings of the IEEE Conference on Computer Vision and Pattern Recognition Workshops*, pages 773–782, 2018. 5
- [27] R. Liu, J. Lehman, P. Molino, F. P. Such, E. Frank, A. Sergeev, and J. Yosinski. An intriguing failing of convolutional neural networks and the coordconv solution. In *NeurIPS*, pages 9605–9616, 2018. 8
- [28] S. Liu, C. Li, N. Nan, Z. Zong, and R. Song. MMDM: Multi-frame and multi-scale for image demoiring. In *The IEEE Conference on Computer Vision and Pattern Recognition (CVPR) Workshops*, 2020. 6
- [29] W. Liu, Q. Yan, and Y. Zhao. Densely self-guided wavelet network for image denoising. In *The IEEE Conference on Computer Vision and Pattern Recognition (CVPR) Workshops*, 2020. 7
- [30] Y. Liu, Y. Wang, S. Wang, T. Liang, Q. Zhao, Z. Tang, and H. Ling. Cbnet: A novel composite backbone network architecture for object detection. *arXiv preprint arXiv:1909.03625*, 2019. 6
- [31] I. Loshchilov and F. Hutter. SGDR: Stochastic gradient descent with warm restarts. 2016. 6

- [32] A. Lugmayr, M. Danelljan, R. Timofte, et al. Ntire 2020 challenge on real-world image super-resolution: Methods and results. In *The IEEE Conference on Computer Vision and Pattern Recognition (CVPR) Workshops*, June 2020. 2
- [33] M. Mozejko, T. Latkowski, L. Treszczotko, M. Szafraniuk, and K. Trojanowski. Superkernel Neural Architecture Search for Image Denoising. In *The IEEE Conference on Computer Vision and Pattern Recognition (CVPR) Workshops*, 2020. 7
- [34] S. Nah, S. Son, R. Timofte, K. M. Lee, et al. Ntire 2020 challenge on image and video deblurring. In *The IEEE Conference on Computer Vision and Pattern Recognition (CVPR) Workshops*, June 2020. 2
- [35] B. Park, S. Yu, and J. Jeong. Densely connected hierarchical network for image denoising. In *CVPR Workshops*, 2019. 5, 6, 9
- [36] T. Plötz and S. Roth. Benchmarking denoising algorithms with real photographs. In *CVPR*, 2017. 1, 2
- [37] O. Ronneberger, P. Fischer, and T. Brox. U-net: Convolutional networks for biomedical image segmentation. In *International Conference on Medical Image Computing and Computer-Assisted Intervention (MICCAI)*, pages 234–241. Springer, 2015. 3, 6, 8
- [38] D. Stamoulis, R. Ding, D. Wang, D. Lymberopoulos, B. Priyantha, J. Liu, and D. Marculescu. Single-path nas: Designing hardware-efficient convnets in less than 4 hours. *arXiv preprint arXiv:1904.02877*, 2019. 7
- [39] Y. Tai, J. Yang, X. Liu, and C. Xu. Memnet: A persistent memory network for image restoration. In *CVPR*, 2017. 1
- [40] R. Timofte, R. Rothe, and L. Van Gool. Seven ways to improve example-based single image super resolution. In *CVPR*, pages 1865–1873, 2016. 4
- [41] Z. Wang, A. C. Bovik, H. R. Sheikh, and E. P. Simoncelli. Image quality assessment: from error visibility to structural similarity. *IEEE TIP*, 13(4):600–612, 2004. 3
- [42] Z. Wang, E. P. Simoncelli, and A. C. Bovik. Multiscale structural similarity for image quality assessment. In *Asilomar Conference on Signals, Systems & Computers*, volume 2, pages 1398–1402. IEEE, 2003. 3
- [43] S. Woo, J. Park, J.-Y. Lee, and I. So Kweon. CBAM: Convolutional block attention module. In *ECCV*, pages 3–19, 2018. 8
- [44] S. Yu, B. Park, and J. Jeong. Deep iterative down-up CNN for image denoising. In *CVPR Workshops*, 2019. 5, 7
- [45] S. Yuan, R. Timofte, A. Leonardis, G. Slabaugh, et al. Ntire 2020 challenge on image demoreing: Methods and results. In *The IEEE Conference on Computer Vision and Pattern Recognition (CVPR) Workshops*, June 2020. 2
- [46] K. Zhang, S. Gu, R. Timofte, et al. Ntire 2020 challenge on perceptual extreme super-resolution: Methods and results. In *The IEEE Conference on Computer Vision and Pattern Recognition (CVPR) Workshops*, June 2020. 2
- [47] K. Zhang, W. Zuo, Y. Chen, D. Meng, and L. Zhang. Beyond a Gaussian denoiser: Residual learning of deep CNN for image denoising. *IEEE TIP*, 2017. 1
- [48] K. Zhang, W. Zuo, and L. Zhang. FFDNet: Toward a fast and flexible solution for CNN-based image denoising. *IEEE Transactions on Image Processing*, 27(9):4608–4622, 2018. 1
- [49] Y. Zhang, K. Li, K. Li, L. Wang, B. Zhong, and Y. Fu. Image super-resolution using very deep residual channel attention networks. In *ECCV*, pages 286–301, 2018. 6
- [50] Y. Zhang, K. Li, K. Li, B. Zhong, and Y. Fu. Residual non-local attention networks for image restoration. *arXiv preprint arXiv:1903.10082*, 2019. 8
- [51] Y. Zhang, Y. Tian, Y. Kong, B. Zhong, and Y. Fu. Residual dense network for image super-resolution. In *CVPR*, pages 2472–2481, 2018. 6
- [52] Y. Zhao, Z. Jiang, A. Men, and G. Ju. Pyramid real image denoising network. *arXiv preprint arXiv:1908.00273*, 2019. 7
- [53] Y. Zhou, D. Ren, N. Emerton, S. Lim, and T. Large. Image restoration for under-display camera. *arXiv preprint arXiv:2003.04857*, 2020. 7