
RETINAMASK: A FACE MASK DETECTOR

Mingjie Jiang*

Department of Electrical Engineering
City University of Hong Kong
Hong Kong
minjiang5-c@my.cityu.edu.hk

Xinqi Fan*

Department of Electrical Engineering
City University of Hong Kong
Hong Kong
xinqifan2-c@my.cityu.edu.hk

May 11, 2020

Abstract

Coronavirus disease 2019 has affected the world seriously, because people cannot work as usual in case of infection. One of the effective protection methods for human beings is to wear masks in public areas. Furthermore, many public service providers require customers to use the service only if they wear masks correctly. However, there are only a few research studies about face mask detection. To contribute to public healthcare for human beings, we propose RetinaMask, which is a high-accuracy and efficient face mask detector. The proposed RetinaMask is a one-stage detector, which consists of a feature pyramid network to fuse high-level semantic information with multiple feature maps, and a novel context attention module to focus on detecting face masks. In addition, we also propose a novel cross-class object removal algorithm to reject predictions with low confidences and the high intersection of union. Experimental results show that RetinaMask achieves state-of-the-art results on a public face mask dataset with 2.3% and 1.5% higher than the baseline result in the face and mask detection precision, respectively, and 11.0% and 5.9% higher than baseline for recall. Besides, we also explore the possibility of implementing RetinaMask with a light-weighted neural network MobileNet for embedded or mobile devices.

Keywords Coronavirus, Context Attention, Face Mask Detection, Feature Pyramid Network

1 Introduction

The situation report 96 of world health organization (WHO) [1] presented that coronavirus disease 2019 (COVID-19) has globally infected over 2.7 million people and caused over 180,000 deaths. In addition, there are several similar large scale serious respiratory diseases, such as severe acute respiratory syndrome (SARS) and the Middle East respiratory syndrome (MERS), which occurred in the past few years [2, 3]. Liu et al. [4] reported that the reproductive number of COVID-19 is higher compared to the SARS. Therefore, more and more people are concerned about their health, and public health is considered as the top priority for governments [5]. Fortunately, Leung et al. [6] showed that the surgical face masks could cut the spread of coronavirus. At the moment, WHO recommends that people should wear face masks if they have respiratory symptoms, or they are taking care of the people with symptoms [7]. Furthermore, many public service providers require customers to use the service only if they wear masks [5]. Therefore, face mask detection has become a crucial computer vision task to help the global society, but research related to face mask detection is limited.

Face mask detection refers to detect whether a person wearing a mask or not and what is the location of the face [9]. The problem is closely related to general object detection to detect the classes of objects and face detection is to detect a particular class of objects, i.e. face [10, 11]. Applications of object and face detection can be found in many areas, such as autonomous driving [12], education [13], surveillance and so on [10]. Traditional object detectors are usually based on handcrafted feature extractors. Viola Jones detector uses Haar feature with integral image method [14], while other works adopt different feature extractors, such as histogram of oriented gradients (HOG), scale-invariant feature transform (SIFT) and so on [15]. Recently, deep learning based object detectors demonstrated excellent performance and dominate the development of modern object detectors. Without using prior knowledge for forming feature extractors,

*These two authors contributed equally to this paper



Figure 1: Examples of Face Mask Dataset [8]

deep learning allows neural networks to learn features with an end-to-end manner [16]. There are one-stage and two-stage deep learning based object detectors. One-stage detectors use a single neural network to detect objects, such as single shot detector (SSD) [17] and you only look once (YOLO) [18]. In contrast, two-stage detectors utilize two networks to perform a coarse-to-fine detection, such as region-based convolutional neural network (R-CNN) [19] and faster R-CNN [20]. Similarly, face detection adopts similar architecture as general object detector, but adds more face related features, such as facial landmarks in RetinaFace [21], to improve face detection accuracy. However, there is rare research focusing on face mask detection.

In this paper, we proposed a novel face mask detector, RetinaMask, which is able to detect face masks and contribute to public healthcare. To the best of our knowledge, RetinaMask is one of the first dedicated face mask detectors. In terms of the network architecture, RetinaMask uses multiple feature maps and then utilizes feature pyramid network (FPN) to fuse the high-level semantic information. To achieve better detection, we propose a context attention detection head and a cross-class object removal algorithm to enhance the detection ability. Furthermore, since the face mask dataset is a relatively small dataset where features may be hard to extract, we use transfer learning to transfer the learned kernels from networks trained for a similar face detection task on an extensive dataset. The proposed method is tested on a face mask dataset [8], whose examples can be found in Fig. 1. The dataset covers a various masked or unmasked faces images, including faces with masks, faces without masks, faces with and without masks in one image and confusing images without masks. The experimental results shows that RetinaMask achieves state-of-the-art results, which is 2.3% and 1.5% higher than the baseline result in face and mask detection precision respectively, and 11.0% and 5.9% higher than baseline for recall.

The rest of this paper is organized as follows. In Section II, we review related works on object detection and neural networks. The proposed methodology is presented in Section III. Section IV describes datasets, experiment settings, evaluation metrics, results, and ablation study. Finally, Section V concludes the paper and discusses the future work.

2 Related Work

2.1 Object Detection

Traditional object detection uses a multi-step process [22]. The most famous detector is Viola Joins detector, which is able to achieve real-time detection [14]. The algorithm extracts feature by Haar feature descriptor with an integral image method, selects useful features, and detects objects through a cascaded detector. Although it utilizes integral image to facilitate the algorithm, it is still very computationally expensive. In [23] for human detection, an effective feature extractor called HOG is proposed, which computes the directions and magnitudes of oriented gradients over image cells. Later on, deformable part-based model (DPM) detects objects parts and then connects them to judge classes that objects belong to [15].

Rather than using handcrafted features, deep learning based detector demonstrated excellent performance in these years, due to its robustness and high feature extraction capability [22]. There are two popular categories, one-stage object detectors and two-stage object detectors. **Two-stage detector** generates region proposals in the first stage and then fine-tune these proposals in the second stage. The two-stage detector can provide high detection performance but with low speed. The seminal work R-CNN is proposed by R. Girshick et al. [19]. R-CNN uses selective search to propose some candidate regions which may contain objects. After that, the proposals are fed into a CNN model to extract features, and a support vector machine (SVM) is used to recognize classes of objects. However, the second-stage of R-CNN is computationally expensive, since the network has to detect proposals on a one-by-one manner and uses

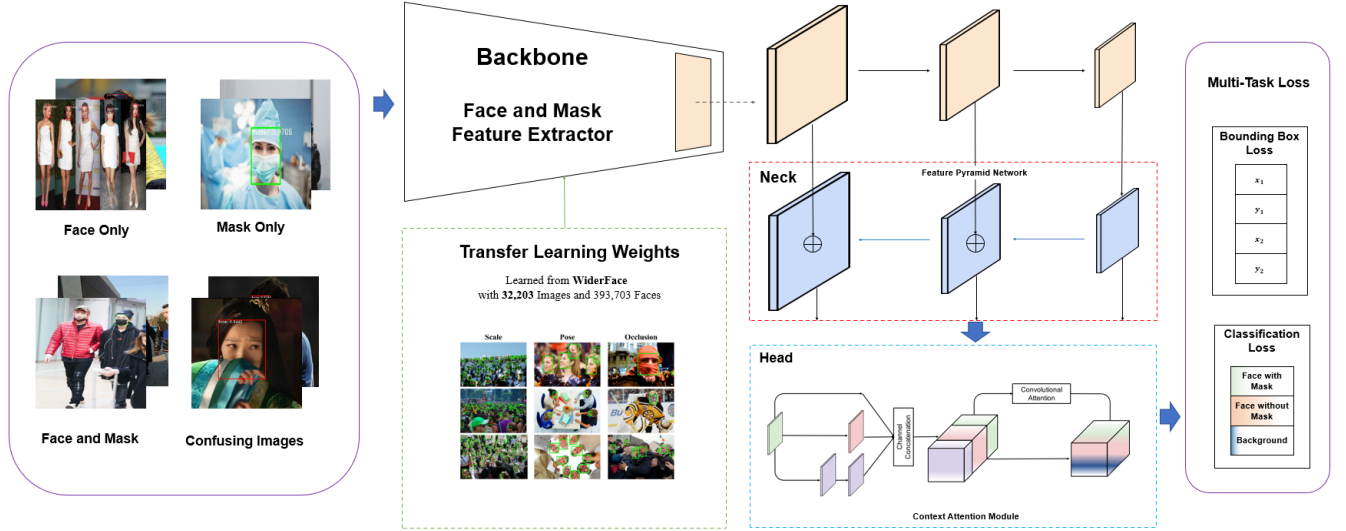


Figure 2: Architecture of RetinaMask

a separate SVM for final classification. Fast R-CNN solves this problem by introducing a region of interest (ROI) pooling layer to input all proposal regions at once [24]. Finally, a region proposal network (RPN) is proposed in faster R-CNN to take the place of selective search, which limits the speed of such detectors [20]. Faster R-CNN integrates each individual detection components, such as region proposal, feature extractor, detector into an end-to-end neural network architecture. **One-stage detector** utilizes only a single neural network to detect objects. In order to achieve this, some anchor boxes which specifies the ratio of width and heights of objects should be predefined [22]. Rather than the two-stage detector, one-stage detectors scarify a little performance for improving the speed of detection. In order to achieve the goal, YOLO divided the image into several cells and then tried to match the anchor boxes to objects for each cell, but this approach is not good for small objects [18]. The researchers found that one-stage detector performs not well by using the last feature output only, because the last feature map has fixed receptive fields, which can only observe certain areas on original images. Therefore, multi-scale detection has been introduced in SSD, which conducts detection on several feature maps to allow to detect faces in different sizes [17]. Later on, in order to improve detection accuracy, Lin et. al [25] proposes Retina Network (RetinaNet) by combining an SSD and FPN architecture, which also include a novel focal loss function to mitigate class imbalance problem.

2.2 Convolutional Neural Network

CNN plays an important role in computer vision related pattern recognition tasks, because of its superior spatial feature extraction capability and fewer computation cost [26]. CNN uses convolution kernels to convolve with the original images or feature maps to extract higher-level features. However, how to design better convolutional neural network architectures still remains as an opening question. Inception network proposed in [27] allows the network to learn the best combination of kernels. In order to train much deeper neural networks, K. He et al. propose Residual Network (ResNet) [28], which can learn an identity mapping from the previous layer. As object detectors are usually deployed on mobile or embedded devices, where the computation resources are very limited, Mobile Network (MobileNet) [29] is proposed. It uses depth-wise convolution to extract features and channel wised convolutions to adjust channel numbers, so the computational cost of MobileNet is much lower than networks using standard convolutions.

2.3 Attention Mechanism

Attention mechanism is used to mimic human attention, which can focus on important information. Attention is first used in recurrent neural network (RNN) with a decoder-encoder mechanism is introduced in [30]. In the convolutional block attention module (CBAM), a simpler but effective convolutional attention mechanism is proposed, which contains spatial and channel attention [31]. Spatial attention uses max and average pooling to learn a spatial attention map. Channel attention aims to learn a set of channel attention maps by training the max and average pooling output into a

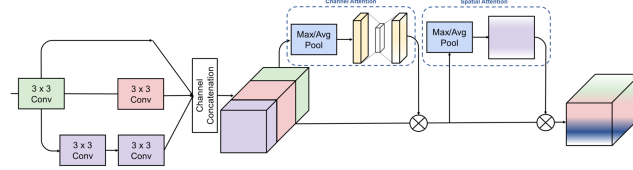


Figure 3: Context Attention Detection Head

multi-layer perceptron. Then, the spacial attention map and channel attention map can multiply with the original feature maps with the element-wise operation to produce attention feature maps.

3 Methodology

3.1 Network Architecture

The architecture of proposed RetinaMask is shown in Fig. 2. In order to design an effective network for face mask detection, we adopt the object detector framework proposed in [32], which suggests a detection network with a backbone, a neck and heads. The backbone refers to a general feature extractor made up of convolutional neural networks to extract information in images to feature maps. In RetinaMask, we adopt ResNet as a standard backbone, but also include MobileNet as a backbone for comparison and for reducing computation and model size in deployment scenarios with limited computing resources. In terms of the neck, it is an intermediate component between a backbone and heads, and it can enhance or refine original feature maps. In RetinaMask, FPN is applied as a neck, which can extract high-level semantic information and then fuse this information into previous layers' feature maps by adding operation with a coefficient. Finally, heads stand for classifiers, predictors, estimators, etc., which are able to achieve the final objectives of the network. In RetinaMask, we adopt a similar multi-scale detection strategy as SSD to make a prediction with multiple FPN feature maps, because it can have different receptive fields to detect various sizes of objects. Particularly, RetinaMask utilizes three feature maps, and each of them is fed into a detection head. Inside each detection head, we further add a context attention module to adjust the size of receptive fields and focus on specific areas, which is similar to Single Stage Headless (SSH) [33] but with an attention mechanism. The output of the detection head is through a fully convolutional network rather than a fully connected network to further reduce the number of parameters in the network. We name the detector as RetinaMask, since it follows the architecture of RetinaNet, which consists of a SSD and a FPN, and able to detect small face masks as well.

3.2 Transfer learning

Due to the limited size of the face mask dataset, it is difficult for learning algorithms to learn better features. As deep learning based methods often require larger dataset, transfer learning is proposed to transfer learned knowledge from a source task to a related target task. According to [34], transfer learning has helped with the learning in a significant way as long as it has a close relationship. In our work, we use parts of the network pretrained on a large scale face detection dataset - widerface, which consists of 32,203 images and 393,703 annotated faces [35]. In RetinaMask, only the parameters of the backbone and neck are transferred from widerface, the heads are initialized as Xaiver. In addition, pretrained imagenet [26] weights are considered as a standard initialization of our backbones in basic cases.

3.3 Context Attention Module

To improve the detection performance for face masks, RetinaMask proposes a novel context attention module as its detection heads (Fig. 3). Similar to the context module in SSH, we utilize different sizes of kernels to form an Inception-like block. It is able to obtain different receptive fields from the same feature map, so it would be able to incorporate more different sizes of objects through concatenation operations. However, the original context module does not take into faces or masks into account, so we simply cascade an attention module CBAM after the original context module to allow RetinaMask to focus on face and masks features. The context-aware part has three subbranches, including one 3×3 , two 3×3 , and three 3×3 kernels in each branch individually. Then, the concatenated feature maps are fed into CBAM through a channel attention to select useful channels by a multi-layer perceptron and then a spatial attention to focus on important regions.

Algorithm 1 Object removal cross classes

Require: selected face: D'_f, C'_f ; selected mask D'_m, C'_m
for p_f in predictive face detection D'_f **do**
 for p_m in predictive mask detection D'_m **do**
 if $IoU(p_f, p_m) > thresh$ **then**
 remove the object of lower confidence
 end if
 end for
end for

3.4 Loss Function

RetinaMask yields two outputs for each input image, localization offset prediction, $\hat{Y}_{loc} \in \mathcal{R}^{p \times 4}$ and classification prediction, $\hat{Y}_c \in \mathcal{R}^{p \times c}$, where p and c denote the number of generated anchors and the number of classes. We also have the default anchors $P \in \mathcal{R}^{p \times 4}$, the ground truth boxes, $Y_{loc} \in \mathcal{R}^{o \times 4}$ and the classification label $Y_c \in \mathcal{R}^{o \times 1}$, where o refers to the number of object.

First, we matched the default anchors P with the ground truth boxes Y_{loc} and the classification label Y_c to obtain $P_{ml} \in \mathcal{R}^{p \times 4}$ and $P_{mc} \in \mathcal{R}^{p \times 1}$, where each row in P_{ml} and P_{mc} denote the offsets and top classification label for each default anchor, respectively.

Here we defined positive localization prediction and positive matched default anchors, $\hat{Y}_{loc}^+ \in \mathcal{R}^{p_+ \times 4}$ and $P_{ml}^+ \in \mathcal{R}^{p_+ \times 1}$, where p_+ denotes the number of default anchors whose top classification label is not zero. Then we computed the smooth loss between \hat{Y}_{loc}^+ and P_{ml}^+ , $L_{loc}(\hat{Y}_{loc}^+, P_{ml}^+)$.

Then we perform hard negative mining [36], and the sampling negative default and predictive anchors, $P_{mc}^- \in \mathcal{R}^{p_- \times 1}$ and $\hat{Y}_c^- \in \mathcal{R}^{p_- \times 1}$, where p_- is the number of sampling negative anchors. We computed the confidence loss by $L_{conf}(\hat{Y}_c^-, P_{mc}^-) + L_{conf}(\hat{Y}_c^+, P_{mc}^+)$.

Therefore, the entire loss function is

$$L = \frac{1}{N} (L_{conf}(\hat{Y}_c^-, P_{mc}^-) + L_{conf}(\hat{Y}_c^+, P_{mc}^+) + \alpha L_{loc}(\hat{Y}_{loc}^+, P_{ml}^+)),$$

where N is the number of matched default anchors.

3.5 Inference

In inference, the model produced the object localization $D \in \mathcal{R}^{p \times 4}$ and object confidence $C \in \mathcal{R}^{p \times 3}$, where the second column of C , $C_f \in \mathcal{R}^{p \times 1}$, was the confidence of face; the third column of C , $C_m \in \mathcal{R}^{p \times 1}$, was the confidence of mask. We removed the object with the confidence being lower than t_c and then performed the non maximum suppression (NMS) to produce $D'_f \in \mathcal{R}^{f \times 4}$, $C'_f \in \mathcal{R}^{f \times 1}$ and $D'_m \in \mathcal{R}^{m \times 4}$, $C'_m \in \mathcal{R}^{m \times 1}$, where f and m denote the number of selected faces and masks, respectively. Here, we proposed a novel method, object removal cross classes (ORCC), to remove the object which had high intersect-over-union (IoU) with other objects and lower confidence. The concrete algorithm is given in Algorithm 1.

4 Experimental results**4.1 Dataset**

Face Mask Dataset [8] contains 7959 images, and its faces are annotated with either with a mask or without a mask. However, Face Mask Dataset a combined dataset made up of widerface [35] and MAsked FAcEs (MAFA) dataset [37]. widerface contains 32,203 images with 393,703 normal faces with various illumination, pose, occlusion etc. MAFA contains 30,811 images and 34,806 masked faces, but some faces are masked by hands or other objects rather than physical masks, which brings advantages to the dataset to improves variants of Face Mask Dataset. Some samples are shown in Fig. 1, including faces with masks, faces without masks, faces with and without masks in one image and confusing images without masks.




Figure 4: Examples of Detection Results

Model	Face		Mask	
	Precision	Recall	Precision	Recall
baseline [8]	89.6%	85.3%	91.9%	88.6%
RetinaMask with MobileNet	83.0%	95.6%	82.3%	89.1%
RetinaMask with ResNet	91.9%	96.3%	93.4%	94.5%

Table 1: Detection Accuracy of RetinaMask

4.2 Experimental setup

In the experiments, we employed stochastic gradient descent (SGD) with learning rate $\alpha = 10^{-3}$, momentum $\beta = 0.9$ and 250 epochs as optimization algorithm. We trained the models on a NVIDIA GeForce RTX 2080 Ti. The dataset has been split into a train, validation and test set with 4905, 1226 and 3678 images individually. The algorithm is developed with PyTorch [38] deep learning framework and the implementation is also based on RetinaFace [21]. Each experiment operates 250 epochs. For ResNet backbone, the input image size is 840×840 with batch size 2; for MoileNet backbone, the input image size is 640×640 with batch size 32.

4.3 Evaluation Metrics

We employed precision and recall as metrics, they are defined as follows.

$$\begin{aligned} \text{precision} &= \frac{TP}{TP + FP} \\ \text{recall} &= \frac{TP}{TP + FN}, \end{aligned} \quad (1)$$

where TP , FP and FN denoted the true positive, false positive and false negative, respectively.

4.4 Result and Analysis

The performance of RetinaMask is compared with a public baseline result published by the creator of the dataset [8]. Due to the limited methods proposed for this dataset, we also used ResNet and MobileNet as different backbones for comparison. The accuracy is given in Table 1. Table 1 showed that RetinaMask with ResNet-backbone achieved higher accuracy than with MobileNet-backbone by around 10% in precision and recall respectively. In addition, RetinaMask with ResNet-backbone achieves the state-of-the-art result compared to the baseline model. Particularly, RetinaMask is 2.3% and 1.5% higher than the baseline result in face and mask detection precision respectively, and 11.0% and 5.9% higher than baseline for recall.

Backbone	Transfer Learning	Attention	Face		Mask	
			Precision	Recall	Precision	Recall
MobileNet	imagenet	✓	80.5%	93.0%	82.8%	89.0%
		✗	79.0%	92.8%	78.9%	89.1%
	widerface	✓	83.0%	95.6%	82.3%	89.1%
		✗	82.5%	95.4%	82.4%	89.3%
ResNet	imagenet	✓	91.0%	95.8%	93.2%	94.4%
		✗	91.5%	95.6%	93.3%	94.4%
	widerface	✓	91.9%	96.3%	93.4%	94.5%
		✗	91.9%	95.7%	92.9%	94.8%

Table 2: Ablation study of RetinaMask

Some experimental results are shown in Fig. 4, where the red and green boxes refer to the face and mask predictions, respectively. Figure 4 indicates that RetinaMask can recognize the confusing face without mask.

4.5 Ablation Study

We perform ablation study on transfer learning, attention mechanism and backbones. The experimental results are summarized in Table 2 and details are given as follows.

Transfer Learning. All experiments adopt pretrained weights from the imagenet dataset [26] for backbones. This setup is considered as a baseline result in our comparison. The ablation study of transfer learning means that the network uses pretrained weights from a similar task - face detection, and trained on a specific dataset widerface. The results using MobileNet backbone show that transfer learning can dramatically increase the detection performance by 3 – 4% in both face and mask detection results. One possible reason is that the enhanced feature extraction ability is enhanced by utilizing pretrained weights from a closely related task.

Attention Mechanism. We perform experiments to evaluate the performance of the proposed context attention detection head. It can be shown that, by using attention mechanism, there is a 1.5% increase in face detection precision and 3.9% increase in mask detection precision with MobileNet backbone. These results demonstrate that the attention modules are able to focus on the desired face and mask features to improve the final detection performance.

Backbone. Although different network components are able to increase the detection performance, the biggest accuracy improvement is achieved by ResNet backbone. From Table 2, it can be seen that the precision of ResNet with imagenet pretrain is more than 10% compared to that with MobileNet backbone in both face and mask detection precision. However, other components do not work well on ResNet, but this may be due to that the network is achieving the limitation of the dataset performance.

5 Conclusion

In this paper, we have proposed a novel face mask detector, namely RetinaMask, which can possibly contribute to public healthcare. The architecture of RetinaMask consists of ResNet or MobileNet as the backbone, FPN as the neck, and context attention modules as the heads. The strong backbone ResNet and light backbone MobileNet can be used for high and low computation scenarios, respectively. In order to extract more robust features, we utilize transfer learning to adopt weights from a similar task face detection, which is trained on a very large dataset. Furthermore, we have proposed a novel context attention head module to focus on the face and mask features, and a novel algorithm object removal cross class, i.e. ORCC, to remove objects with lower confidence and higher IoU. The proposed method achieves state-of-the-art results on a public face mask dataset, where we are 2.3% and 1.5% higher than the baseline result in the face and mask detection precision respectively, and 11.0% and 5.9% higher than baseline for recall.

References

- [1] World Health Organization et al. Coronavirus disease 2019 (covid-19): situation report, 96. 2020.
- [2] Paul A Rota, M Steven Oberste, Stephan S Monroe, W Allan Nix, Ray Campagnoli, Joseph P Icenogle, Silvia Penaranda, Bettina Bankamp, Kaija Maher, Min-hsin Chen, et al. Characterization of a novel coronavirus associated with severe acute respiratory syndrome. *science*, 300(5624):1394–1399, 2003.
- [3] Ziad A Memish, Alimuddin I Zumla, Rafat F Al-Hakeem, Abdullah A Al-Rabeeh, and Gwen M Stephens. Family cluster of middle east respiratory syndrome coronavirus infections. *New England Journal of Medicine*, 368(26):2487–2494, 2013.

- [4] Ying Liu, Albert A Gayle, Annelies Wilder-Smith, and Joacim Rocklöv. The reproductive number of covid-19 is higher compared to sars coronavirus. *Journal of travel medicine*, 2020.
- [5] Yaqing Fang, Yiting Nie, and Marshare Penny. Transmission dynamics of the covid-19 outbreak and effectiveness of government interventions: A data-driven analysis. *Journal of medical virology*, 92(6):645–659, 2020.
- [6] Nancy HL Leung, Daniel KW Chu, Eunice YC Shiu, Kwok-Hung Chan, James J McDevitt, Benien JP Hau, Hui-Ling Yen, Yuguo Li, Dennis KM Ip, JS Malik Peiris, et al. Respiratory virus shedding in exhaled breath and efficacy of face masks. *Nature Medicine*, pages 1–5, 2020.
- [7] Shuo Feng, Chen Shen, Nan Xia, Wei Song, Mengzhen Fan, and Benjamin J Cowling. Rational use of face masks in the covid-19 pandemic. *The Lancet Respiratory Medicine*, 2020.
- [8] Daniell Chiang. Detect faces and determine whether people are wearing mask. <https://github.com/AIZ00Tech/FaceMaskDetection>, 2020.
- [9] Zhongyuan Wang, Guangcheng Wang, Baojin Huang, Zhangyang Xiong, Qi Hong, Hao Wu, Peng Yi, Kui Jiang, Nanxi Wang, Yingjiao Pei, et al. Masked face recognition dataset and application. *arXiv preprint arXiv:2003.09093*, 2020.
- [10] Zhong-Qiu Zhao, Peng Zheng, Shou-tao Xu, and Xindong Wu. Object detection with deep learning: A review. *IEEE transactions on neural networks and learning systems*, 30(11):3212–3232, 2019.
- [11] Ashu Kumar, Amandeep Kaur, and Munish Kumar. Face detection techniques: a review. *Artificial Intelligence Review*, 52(2):927–948, 2019.
- [12] Der-Hau Lee, Kuan-Lin Chen, Kuan-Han Liou, Chang-Lun Liu, and Jinn-Liang Liu. Deep learning and control algorithms of direct perception for autonomous driving. *arXiv preprint arXiv:1910.12031*, 2019.
- [13] KS Savita, Nurul Aini Hasbullah, Shakirah Mohd Taib, A Izuddin Zainal Abidin, and Manoranjitham Muniandy. How’s the turnout to the class? a face detection system for universities. In *2018 IEEE Conference on e-Learning, e-Management and e-Services (IC3e)*, pages 179–184. IEEE, 2018.
- [14] Paul Viola and Michael Jones. Rapid object detection using a boosted cascade of simple features. In *Proceedings of the 2001 IEEE computer society conference on computer vision and pattern recognition. CVPR 2001*, volume 1, pages I–I. IEEE, 2001.
- [15] Pedro Felzenszwalb, David McAllester, and Deva Ramanan. A discriminatively trained, multiscale, deformable part model. In *2008 IEEE Conference on Computer Vision and Pattern Recognition*, pages 1–8. IEEE, 2008.
- [16] Li Liu, Wanli Ouyang, Xiaogang Wang, Paul Fieguth, Jie Chen, Xinwang Liu, and Matti Pietikäinen. Deep learning for generic object detection: A survey. *International journal of computer vision*, 128(2):261–318, 2020.
- [17] Wei Liu, Dragomir Anguelov, Dumitru Erhan, Christian Szegedy, Scott Reed, Cheng-Yang Fu, and Alexander C Berg. Ssd: Single shot multibox detector. In *European conference on computer vision*, pages 21–37. Springer, 2016.
- [18] Joseph Redmon, Santosh Divvala, Ross Girshick, and Ali Farhadi. You only look once: Unified, real-time object detection. In *Proceedings of the IEEE conference on computer vision and pattern recognition*, pages 779–788, 2016.
- [19] Ross Girshick, Jeff Donahue, Trevor Darrell, and Jitendra Malik. Rich feature hierarchies for accurate object detection and semantic segmentation. In *Proceedings of the IEEE conference on computer vision and pattern recognition*, pages 580–587, 2014.
- [20] Shaoqing Ren, Kaiming He, Ross Girshick, and Jian Sun. Faster r-cnn: Towards real-time object detection with region proposal networks. In *Advances in neural information processing systems*, pages 91–99, 2015.
- [21] Jiankang Deng, Jia Guo, Yuxiang Zhou, Jinke Yu, Irene Kotsia, and Stefanos Zafeiriou. Retinaface: Single-stage dense face localisation in the wild. *arXiv preprint arXiv:1905.00641*, 2019.
- [22] Zhengxia Zou, Zhenwei Shi, Yuhong Guo, and Jieping Ye. Object detection in 20 years: A survey. *arXiv preprint arXiv:1905.05055*, 2019.
- [23] Navneet Dalal and Bill Triggs. Histograms of oriented gradients for human detection. In *2005 IEEE computer society conference on computer vision and pattern recognition (CVPR’05)*, volume 1, pages 886–893. IEEE, 2005.
- [24] Ross Girshick. Fast r-cnn. In *Proceedings of the IEEE international conference on computer vision*, pages 1440–1448, 2015.
- [25] Tsung-Yi Lin, Priya Goyal, Ross Girshick, Kaiming He, and Piotr Dollár. Focal loss for dense object detection, 2017.

- [26] Jia Deng, Wei Dong, Richard Socher, Li-Jia Li, Kai Li, and Li Fei-Fei. Imagenet: A large-scale hierarchical image database. In *2009 IEEE conference on computer vision and pattern recognition*, pages 248–255. Ieee, 2009.
- [27] Christian Szegedy, Wei Liu, Yangqing Jia, Pierre Sermanet, Scott Reed, Dragomir Anguelov, Dumitru Erhan, Vincent Vanhoucke, and Andrew Rabinovich. Going deeper with convolutions. In *Proceedings of the IEEE conference on computer vision and pattern recognition*, pages 1–9, 2015.
- [28] Kaiming He, Xiangyu Zhang, Shaoqing Ren, and Jian Sun. Deep residual learning for image recognition. In *Proceedings of the IEEE conference on computer vision and pattern recognition*, pages 770–778, 2016.
- [29] Andrew G Howard, Menglong Zhu, Bo Chen, Dmitry Kalenichenko, Weijun Wang, Tobias Weyand, Marco Andreetto, and Hartwig Adam. Mobilenets: Efficient convolutional neural networks for mobile vision applications. *arXiv preprint arXiv:1704.04861*, 2017.
- [30] Ashish Vaswani, Noam Shazeer, Niki Parmar, Jakob Uszkoreit, Llion Jones, Aidan N Gomez, Łukasz Kaiser, and Illia Polosukhin. Attention is all you need. In *Advances in neural information processing systems*, pages 5998–6008, 2017.
- [31] Sanghyun Woo, Jongchan Park, Joon-Young Lee, and In So Kweon. Cbam: Convolutional block attention module, 2018.
- [32] Kai Chen, Jiaqi Wang, Jiangmiao Pang, Yuhang Cao, Yu Xiong, Xiaoxiao Li, Shuyang Sun, Wansen Feng, Ziwei Liu, Jiarui Xu, et al. Mmdetection: Open mmlab detection toolbox and benchmark. *arXiv preprint arXiv:1906.07155*, 2019.
- [33] Mahyar Najibi, Pouya Samangouei, Rama Chellappa, and Larry S Davis. Ssh: Single stage headless face detector. In *Proceedings of the IEEE International Conference on Computer Vision*, pages 4875–4884, 2017.
- [34] Amir R Zamir, Alexander Sax, William Shen, Leonidas J Guibas, Jitendra Malik, and Silvio Savarese. Taskonomy: Disentangling task transfer learning. In *Proceedings of the IEEE Conference on Computer Vision and Pattern Recognition*, pages 3712–3722, 2018.
- [35] Shuo Yang, Ping Luo, Chen-Change Loy, and Xiaoou Tang. Wider face: A face detection benchmark. In *Proceedings of the IEEE conference on computer vision and pattern recognition*, pages 5525–5533, 2016.
- [36] Abhinav Shrivastava, Abhinav Gupta, and Ross Girshick. Training region-based object detectors with online hard example mining. In *Proceedings of the IEEE conference on computer vision and pattern recognition*, pages 761–769, 2016.
- [37] Shiming Ge, Jia Li, Qiting Ye, and Zhao Luo. Detecting masked faces in the wild with lle-cnns. In *Proceedings of the IEEE Conference on Computer Vision and Pattern Recognition*, pages 2682–2690, 2017.
- [38] Adam Paszke, Sam Gross, Francisco Massa, Adam Lerer, James Bradbury, Gregory Chanan, Trevor Killeen, Zeming Lin, Natalia Gimelshein, Luca Antiga, et al. Pytorch: An imperative style, high-performance deep learning library. In *Advances in Neural Information Processing Systems*, pages 8024–8035, 2019.