

# GOBO: Quantizing Attention-Based NLP Models for Low Latency and Energy Efficient Inference

Ali Hadi Zadeh, Andreas Moshovos  
 Department of Electrical & Computer Engineering, University of Toronto  
 {hadizade,moshovos}@ece.utoronto.ca

**Abstract**—Attention-based models have demonstrated remarkable success in various natural language understanding tasks. However, efficient execution remains a challenge for these models which are memory-bound due to their massive number of parameters. We present a model quantization technique that compresses the vast majority (typically 99.9%) of the 32-bit floating-point parameters of state-of-the-art BERT models and its variants to 3 bits while maintaining their accuracy. Unlike other quantization methods, our technique does not require fine-tuning nor retraining to compensate for the quantization error.

## I. INTRODUCTION

Modern computing platforms from servers to mobile and embedded devices are today energy constrained. Techniques for improving energy efficiency can yield several benefits. For example, they can reduce the energy footprint of data centers and as result the cost of operation and their environmental impact, they can increase uptime for mobile devices, and they can boost the capability of all systems by allowing them to perform more computations per unit of time. Improving energy efficiency is imperative for deep learning workloads as they are particularly compute and memory intensive. More so, given that the trend has been towards neural network models that require more computations and more memory.

Memory accesses, be it off- or on-chip, account for a significant fraction of overall energy consumption when executing neural models. Accordingly, methods for compactly representing neural models can be particularly effective for improving energy efficiency especially when they reduce off-chip memory traffic. In modern semiconductor technology, off-chip memory accesses are two orders of magnitude more expensive in terms of energy and latency compared to accesses to on-chip memory. Furthermore, due to the limited number of pins per chip off-chip memory bandwidth is often a bottleneck especially for tasks where the number of computations per value read from memory is low.

Memory footprint, bandwidth and energy limitations are most acute for Attention-based models for language understanding tasks. Among them, the BERT family of transformer-based natural language models [1] are today the benchmark delivering best-of-class accuracy. Their footprint, accesses, and execution time are dominated by the parameters (weights) of their numerous transformer layers. The largest and most accurate among those models, BERT-Large has a footprint of 1.12GB, while BERT-base sacrifices some of the accuracy to reduce footprint to 326MB. These models are particularly expensive to train. Training BERT-Large on 16 Cloud TPUs (64 TPU chips) takes 4 days [1]. For this reason, in typical applications we start with a pre-trained version which we then refine to the

specific target task. Refinement time varies per task but usually takes hours to a few days for BERT-Large on RTX2080Ti GPU. The original BERT models use 32b floating-point parameters. Several architecture modifications and quantization methods have been proposed to reduce the cost of BERT models [2], [3], [4]. Generally, these methods require retraining and often sacrifice accuracy. Quantization methods prolong training time by as much as 10 $\times$ . It is for this reason that it is best to find model compaction methods that can work directly off the fine-tuned models.

We present a model compaction method, *GOBO* for such attention-based models. *GOBO* accepts as input a *trained* model and reduces the number of bits needed to represent its weights and embeddings. *GOBO* maintains accuracy without any further model refinement such as retraining or fine-tuning. *GOBO* compacts the original floating point valued weights representing the vast majority of them with 3b or 4b. *GOBO* is plug-in compatible with any execution engine for transformer models as when decoded, it produces a model with exactly the same architecture (layer dimensions, types, and connectivity) containing floating-point weights. Accordingly, one use of our method is an off- and potentially on-chip compression method to reduce footprint, traffic and energy and thus amplify bandwidth, capacity, performance and energy efficiency.

We find that the weight distributions across all transformer layers is very similar in shape. Specifically, we find that per layer the vast majority of weights closely follow some Gaussian distribution, with very few weights being the exception. The distribution parameters vary per layer. Accordingly, *GOBO* uses a twofold approach: First, it stores the few outlier weights as-is. These weights typically account for less than 0.1% of the total weights per layer. Second, *GOBO* uses a few, typically 8 representative values to represent the bulk of the weights that follow a Gaussian distribution. As a result, the vast majority of the weights, typically 99.9% are stored as 3b indexes. We propose a novel selection algorithm for choosing the per layer representative values that results in higher accuracy and is much faster to converge compared to linear partitioning or K-Means selection.

Deep Compression is representative of a class of dictionary-based compression methods that have been used to prune (convert weights to zero) and compress the parameters for fixed-point models [5]. It was originally demonstrated on 16b fixed-point convolutional neural networks. Compared to Deep Compression *GOBO* does not require retraining, targets transformer models which use floating point values and where preserving outliers proves essential for maintaining accuracy, and uses a novel method for selecting the representative values.

Outlier-aware quantization also targets fixed-point convolutional models [6], [7]. It requires determining in advance what fraction of values should be outliers, uses a much larger fraction of outliers, typically, 3%-5%, and finally uses linear quantization to reduced range space and thus datawidth for the non-outliers. Furthermore, it requires fine-tuning of the model. Fang et al., proposed a post-training quantization method for convolutional neural networks [8]. They observed that the values tend to follow a Gaussian distribution which they take advantage using a piece-wise linear quantization.

As discussed in Section III *GOBO* targets transformer models which are floating-point based, automatically adjusts the fraction of outliers using a Gaussian distribution fit, utilizes a novel fast converging method for selecting the non-uniform quantization values for the non-outliers, and requires no retraining. We evaluate *GOBO* on 5 state-of-the-art attention-based NLP models, BERT, BERT-Large, DistilBERT [2], RoBERTa [9], and RoBERTa-Large and compare with two quantized BERT models Q8BERT [4] and Q-BERT [3].

We highlight the following experimental findings:

- For the most challenging task in the GLUE [10], MNLI, *GOBO* maintains accuracy while quantizing 99.9% of the weights to 3 bits.
- Our centroid selection algorithm converges  $9\times$  faster than K-Means selection and consistently reduces the number of required centroids to half.
- *GOBO* can reduce model footprint by  $10\times$ .

## II. THE BERT FAMILY OF NLP MODELS

Google’s BERT [1] (Bidirectional Encoder Representations from Transformers) is an attention-based model that is the model of choice for a variety of NLP tasks. Here we review how BERT is used in practice including commonly used benchmark tasks and comment on its underlying architecture. We also review several BERT-derived models which we also use to evaluate our method. Finally, we motivate *GOBO* by showing that per layer, the parameters of BERT follow some Gaussian distribution.

**BERT-Large and BERT-Base:** Training deep learning models that can achieve state-of-the-art accuracy on Natural Language Processing tasks is expensive in terms of time, energy and volume of data. BERT is no exception. Nvidia reports that to train BERT from scratch in less than 1 hour, a cluster with 1,472, V100 GPUs was required [11]. Each V100 GPU has 32GB of memory and consumes 450W at a total power cost of 662KW for the GPUs alone. To make practical deployment for several tasks without access to such computing power and budgets the BERT framework introduced a “pre-training and fine-tuning” approach. BERT is pre-trained *once* on an unlabeled dataset –billions of words– and then the pre-trained model can be fine-tuned for various tasks using a few epochs. Two pre-trained BERT models have been released, *BERT-Base* and *BERT-Large*, with the latter typically achieving higher accuracy while being twice as large.

**Tasks:** BERT is most useful in language understanding tasks, such as sentiment analysis, paraphrasing, sentence similarity detection, and question answering. GLUE [10] (General Language Understanding Evaluation) and SQuAD [12] (Stanford Question Answering Dataset) are two popular benchmarks for

TABLE I: BERT Architecture

	BERT-Base		BERT-Large	
BERT layers	12		24	
Component	FC #	Dimensions	FC #	Dimensions
Attention	4x	768 x 768	4x	1024 x 1024
Intermediate	1x	768 x 3072	1x	1024 x 4096
Output	1x	3072 x 768	1x	4096 x 1024
BERT Pooler	768 x 768		1024 x 1024	

TABLE II: BERT Memory Footprint

Model	BERT-Base	BERT-Large
Embedding Tables	89.42 MB	119.22 MB
Weights	<b>326.26 MB</b>	<b>1.12 GB</b>
Model Input per Word	3 KB	4 KB
Largest layer Acts per Word	12 KB	16 KB
Sequence Length	128	128
Activations	1.5 MB	2 MB

such tasks. In this study, we focus mostly on MNLI (The Multi-Genre Natural Language Inference) task of GLUE, since a) it is the most comprehensive inference task in the dataset, and b) it is the most sensitive task to quantization [13]. MNLI given two provided sentences, the premise and the hypothesis, predicts if the premise entails the hypothesis, contradicts with it or neither. As a representative of other less sensitive to quantization tasks in GLUE, we evaluate STS-B (Semantic Textual Similarity Benchmark) which tries to predict the similarity score between two human-annotated sentences. We use MNLI for all models since we are able to fine-tune BERT on the hardware that is available to us. Unfortunately, this is not possible for SQuAD. Its dataset is among the largest ones that are available and fine-tuning BERT for it is not practical on the top-of-the-line consumer GPUs. However, we had access to a fine-tuned BERT-Large model on SQuAD, and since our method does not require re-training, we do evaluate our method on SQuAD for BERT-Large only.

**BERT Architecture:** BERT-Base consists of 12 BERT Layers while BERT-large has 24. Figure 1a shows that each BERT layer has 3 components: Attention, Intermediate, and Output. Each component includes a series of fully connected layers (FC) followed by a single normalization layer. The hidden state is a vector whose size depends on the model and layer and varies from 768 and up to 1K. After the last BERT layer, there is a single FC layer, the *Pooler*. Table I details the configuration of these models. In total, BERT-Base has 73 ( $12 \times 6 + 1$ ) FC layers and 110M parameters, whereas BERT-Large has 145 ( $24 \times 6 + 1$ ) and 340M parameters. Activations and weights are 32b floating-point numbers and Table II reports the resulting memory footprint. Since BERT consists of mostly FC layers, and since the hidden state is a relatively short vector, it is the weights that dominate memory footprint and that have to be streamed from off-chip.

**BERT Derivatives:** Several variants followed BERT’s release that improve accuracy or reduce size. DistilBERT [2] used knowledge distillation over the pre-trained BERT models to train a smaller, yet similar architecture. Facebook’s RoBERTa [9] used hyperparameter tuning, a different training method and a different embedding table to improve accuracy over BERT while maintaining the same architecture. We also compare *GOBO* to two state-of-the-art quantized BERT variants, Intel’s Q8BERT [4] which uses 8b fixed-point values,

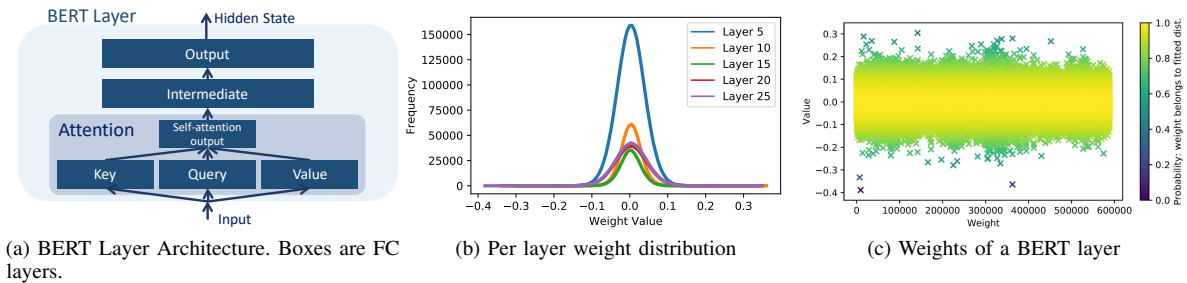


Fig. 1: BERT Layer architecture and per layer weight values.

and Q-BERT [3] which uses dictionary compression. Section III reviews these methods in more detail.

### A. Per Layer Weight Distribution

Figure 1b shows the distribution of the weights for a few layers of BERT-Base which is representative of the shape of the distributions for the other layers. In every layer the weights closely follow a Gaussian distribution which can be described by the average and standard deviation layer’s weights. Figure 1c plots all the weight values (one per x coordinate) for one of the layers. This more detailed view reveals that there is a tiny fraction of weights that are on the fringes of the Gaussian distribution as their magnitude is considerably larger than the rest of the weights.

These observations motivated us to develop *GOBO* which splits the weights of each layer into two groups. The “G” (Gaussian) group consists weights whose magnitude fits within 99.9% of the values as described by the Gaussian distribution formed by the mean and standard deviation of all weights in the layer. The second group, the “Outliers” includes values that fall outside the Gaussian distribution. Figure 1c shows a color coded representation of a layer’s weights based on the probability of each weight belongs to the layer’s Gaussian distribution. We have found experimentally that: 1) representing just the outliers precisely and quantizing the rest of the model to a few representative values (8 in our case) is sufficient for maintaining model accuracy. 2) Using representative values for all weights either drastically reduced compression (too many representative values were needed) or sacrificed accuracy. Section IV describes *GOBO* in more detail, however, we first review related work so that we can then clarify how *GOBO* differs.

## III. RELATED WORK

Compression methods for NLP models fall under 3 different approaches, Model Quantization, Pruning, and Knowledge Distillation. In model quantization the objective is to reduce the number of bits for representing the model’s parameters while keeping the model architecture as is. Pruning’s goal is to remove some of the weights by forcing them to be zero. Combining pruning with zero-aware memory encoding could reduce the model’s footprint. Knowledge distillation trains a smaller model, the student, to mimic the behaviour of a much larger teacher model.

**Model Quantization:** Quantization techniques are either direct or indirect. Direct methods map the weights to a fixed-point representation, whereas indirect use a dictionary of representative values and encoded weights as indexes.

Intel’s Q8BERT [4] introduces a fine-tuning method to quantize the weights and activations to 8-bit fixed-point values. Some operations such as Softmax and Layer Normalization are not quantized and use FP32. We compare the accuracy of *GOBO* with this work on the MNLI task in Section V. We show that *GOBO* reduces model size more than Q8BERT while maintaining accuracy. Furthermore, *GOBO* is faster to deploy since it does not require retraining and thus a training of fine-tuning dataset. However, the decompressed model with *GOBO* uses FP32 values.

Q-BERT [3] is a dictionary based fine-tuning approach that uses second order Hessian information to quantize the model’s weights to a few (4 to 16) representative values. It stores weights as indexes to those values. Q-BERT separates the weights of each layer into multiple groups and quantizes each group separately using per group dictionaries each of 4, 8 or 16 entries. Dividing each layer in 128 groups results in acceptable accuracy. Finally, Q-BERT quantizes the embedding tables to 8b to avoid a significant loss in accuracy. *GOBO* does not require fine-tuning, only keeps one look-up table per layer and quantizes the embedding layers to 3b. Section V shows that *GOBO* results in a higher compression than Q-BERT while maintaining accuracy.

**Model Pruning:** Weight pruning reduces model footprint by forcing a portion of the weights to be zero. Gordon *et al.* [14], studied pruning BERT during training. They showed that 30%-40% of the weights based on the magnitude could be pruned with minimal effect on the accuracy of the final task. They found that MNLI was the task that was most sensitive to pruning. Structured pruning [13] removes a series of weights that correspond to a component of the model. Attention head pruning [15], [16] and Encoder unit pruning [17] are examples of this approach. Pruning methods require re-training to compensate for the initial accuracy loss. As we will show, *GOBO* achieves nearly 10× compression (99.9% of 32b values are compressed to 3b). Even if we ignore its encoding overhead, a pruning method should remove nearly 90% of the weights to achieve similar compression. Regardless, *GOBO* could complement pruning an investigation left for future work.

**Knowledge Distillation:** Knowledge distillation trains a new and smaller model (student) based on the behaviour of a larger model (teacher). Knowledge distillation approaches for BERT can be categorized to three groups based on what the student learns from the teacher [13]. In the first group, the student tries to learn the behaviour of the encoder layer. The student can have fewer attention heads in each layer [18], [19], [20] or a fewer encoder layers [2], [21]. Another approach trains a student based on the output *logits* (input of the last layer softmax).

The student is free to adopt a different type of network or components thereof such as a Convolutional Neural Network (CNN) or Long Short Term Memory (LSTM). Tang *et al.* [22], [23] used a Bidirectional LSTM (BiLSTM) based architecture to replace the attention layers. Chia *et al.* [24] proposed a CNN-based model to replace transformer layers where the student tries to learn the contextual dependence of the tokens (words) from the output of each attention layer [21]. DistilBERT [2] is distilled model of BERT-Base and is about half in size. Section V shows that *GOBO* compresses DistilBERT by  $10\times$  and results in a model that is  $20\times$  smaller than BERT-Base.

#### IV. GOBO QUANTIZATION

For BERT, *GOBO* operates at the granularity of a layer and over the trained model. The compaction process starts with separating the weights into two groups, the “Gaussian” (G) and the “Outliers” (O). *GOBO* stores the outliers as-is (FP32) whereas it quantizes the G group values to a few representative values. Only a tiny fraction of the weights, typically less than 0.1% end up in the O group. *GOBO* manages to reduce overall model size by quantizing the Gaussian group. Since the distribution of the weights is not uniform, we propose a non-linear quantization method that results in higher resolution where the weights are densely populated. This method proves capable of representing roughly 99.9% of the weights with just 8 representative FP32 values, while the inference error is kept below 1% (or with 16 values for no accuracy loss). A G group weight is stored as a 3b index to those representative values. *GOBO* uses just *one* set of representative values per layer.

In summary, *GOBO* stores the following information per layer: 1) The outliers in their original representation (FP32). 2) The bin index for each weight in the G group (3b). 3) A reconstruction table for weights which represents the representative values, or the *centroid* for each bin (FP32).

##### A. Outlier Detection

To detect the outlier weights for an FC layer, *GOBO* first computes the mean and the standard deviation of a layer’s weights. Then per weight, it computes a probability that the weight belongs to that distribution using the *PDF* (Eq. 1) where  $x$  is the weight,  $\mu$  is the mean and  $\sigma$  is the standard deviation of the layer. *GOBO* uses a threshold, a configuration parameter, to select outliers. A weight whose probability is less than the threshold is deemed as an outlier. We empirically found that a log-probability threshold of  $-4$  is sufficient for maintaining overall accuracy.

$$pdf(x|\mu, \sigma^2) = \frac{1}{\sqrt{2\pi\sigma^2}} e^{-\frac{(x-\mu)^2}{2\sigma^2}} \quad (1)$$

The closest prior work to *GOBO*’s approach to outlier selection is the outlier-aware quantization method [6], [7]. This method targets fixed-point CNNs and considers a fixed, predetermined fraction of the weights (at least 3% which is an order of magnitude more than *GOBO*) as outliers. The outliers remain in 16b and non-outlier values are linearly quantized to 4b. To recover the loss in accuracy due to quantization, fine-tuning is required. With *GOBO*’s nonlinear quantization, the amount of outliers are as little as 0.1% while it preserves the accuracy without fine-tuning. In addition, *GOBO* uses dictionary-based compression of the non-outlier group. Section V compares *GOBO* with an outlier-aware inspired method that uses Linear Quantization for the non-outliers.

##### B. “G” Group Weight Quantization

*GOBO*’s aims to represent the G weights with few representative FP32 values. This amounts to clustering the weights and assigning a representative value per cluster. There are many ways of clustering the weights. One would be to use equidistantly separated representative values (linear quantization). This approach ignores the distribution of values. We study this approach and find that it is inferior of the alternatives below. In another approach we use clusters of equal population. Intuitively, this objective will put more clusters where weights are densely populated and a few clusters where the weights are scattered. It affords us more resolution where there are more weights. This approach can be implemented by sorting the weights and dividing them to equally sized clusters. The first and the last weight in each cluster determine the boundaries of that cluster. Then the average of the weights inside each cluster are used as representative value for that cluster (centroid). We find Quantizing BERT-Base model using 8b (3b indexes) degrades inference accuracy by more than 10% in different GLUE tasks.

To reduce this error *GOBO* uses an iterative approach that bears similarity to K-Means. *GOBO* moves a weight from cluster A to cluster B if the  $L1$  distance of the weight and centroid of cluster A is greater than the  $L1$  distance of the weight and the centroid of cluster B. After re-assigning the weights to the clusters with closer centroids, *GOBO* updates the centroids by computing the new average over the weights of each cluster. This iterative process repeats until the sum of distances between centroids and weights ( $L1$ -Norm) is minimized. For a 3b quantization, we observed that 7 iterations are enough to converge to the optimal solution. A model quantized with this method achieves higher inference accuracy compared with a model that has same set of outliers and quantized with the K-Means algorithm. K-Means’ target is to minimize the  $L2$ -Norm between values and their centroid. In *GOBO* although we consider the average of the values in a cluster as their centroid, we monitor the  $L1$ -Norm and stop the iteration when  $L1$ -Norm is minimized. Figure 2 shows the  $L1$  and  $L2$  Norm as a function of iterations for a representative layer. *GOBO*’s approach converges  $9\times$  faster than K-Means and as Section V describes achieves higher accuracy.

Deep Compression [5] used dictionary compression for CNNs. Deep Compression employs K-Means with linear initialization for cluster centroids and requires fine-tuning to regain any accuracy loss. It minimizes the  $L2$ -Norm distance inside each cluster. *GOBO* maintains the model’s accuracy without any help of retraining. The centroid initialization in *GOBO* is nonlinear and depends on the distribution of the weights inside each layer. *GOBO* detects a few but effective outliers and keeps them in their original representation. importantly, *GOBO* objective is to minimize  $L1$ -Norm within each cluster rather than  $L2$ .

To summarize, *GOBO* compacts each layer as follows:

- 1) Compute the mean and standard deviation of the weights for the layer.
- 2) Detect the outliers based on the Gaussian distribution specified by the mean and standard deviation. Store these values as-is.
- 3) Sort the G group values placing them into bins with equal capacity.

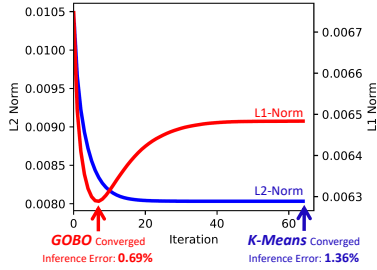


Fig. 2: *GOBO* and K-Means convergence.

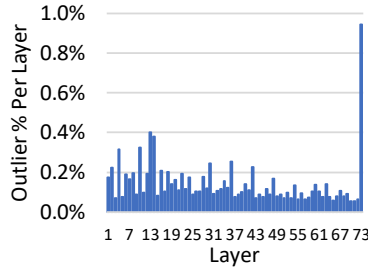


Fig. 3: Per FC Layer Outlier Percentage in BERT-Base

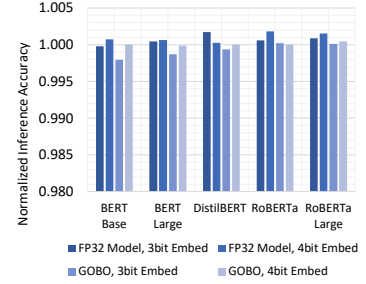


Fig. 4: Effect of Embedding Table Quantization on Accuracy.

- 4) Compute the min, max, and average (centroid) of each bin.
- 5) Reassign weights to bins according to *L1-Norm*.
- 6) Compute the new centroids.
- 7) Iterate the last two steps and monitor *L1-Norm* until it gets to the minimum.

## V. EVALUATION

In this section we evaluate *GOBO*'s effect on accuracy and compression rate.

**Methodology:** We use the pre-trained models, the scripts and datasets provided by the Hugging Face repository [25]. We also use SciKit-Learn library. Specifically, to compress the models the mean and standard deviation of each layer's weights are computed using *scikit-learn.GaussianMixture.fit* with one Gaussian component. Then the log probability for each sample is computed using *scikit-learn.GaussianMixture.score-samples*. We considered the weights with the log probabilities of -4 or less as outliers.

To show the advantage of *GOBO*'s clustering approach we compare the accuracy of each model when the "G weights" are quantized by Linear Quantization and K-Means. In linear quantization, the range of non-outlier weights (G group) is linearly divided by the number or bins ( $2^{Bits}$ ). In K-Means we use the same centroid initialization as *GOBO*. We continue the K-Means iterations until the cluster assignments converge. The outlier weights in all of these methods are detected and represented in the same manner. All experiments we performed on a dual RTX 2080 Ti 11GB GPU system with an AMD Ryzen Threadripper 1920X CPU with 128GB Quad-channel DDR4-3200 RAM.

**Fraction of Outliers:** Figure 3 reports the percentage of the outliers across all FC layers of BERT-Base (12 BERT layers with multiple FC layers each and the pooler). The fewer the outliers, the higher the potential for *GOBO* to compact the overall model footprint. For all but the last layer, less than 0.4% of the weights in each layer end up being classified as outliers. Even for the last layer, the fraction of outliers is below 1%. Considering different size of layers, across the full model on average 0.1% of total weights are outliers.

**BERT-Base:** First we compare *GOBO* to other BERT-specific quantization methods. In this section we focus on the MNLI task which is the most challenging in the GLUE set of tasks. Table III shows accuracy on the MNLI task on BERT-Base with different quantization methods: Intel's Q8BERT [4], Q-BERT [3], and *GOBO* with 3b or 4b G weights. Recall that

Q-BERT and Q8BERT require fine-tuning. Using the Hugging Face PyTorch library, fine-tuning BERT-Base for the MNLI task on our dual GPU system took about 3 hours per epoch. We fine-tuned the model for 3 epochs as suggested by the Hugging Face documentation. After 3 epochs (9 hours) we achieved the baseline accuracy of 84.45%. Fine-tuning the same task on the same machine for Q8BERT, takes about 34 hours per epoch. Based on the authors suggestion, we trained the model for 3 epochs (102 hours). Quantizing the same model with *GOBO* takes about 10 minutes using a single CPU core of the system.

The results show that *GOBO* can reduce the model by  $9.8\times$  and with less than 0.7% loss in accuracy and by  $7.92\times$  with no accuracy loss. Q-BERT reduces the model by  $6.5\times$  at a 0.56% accuracy loss or by  $7.81\times$  with a 1.04% accuracy loss. Q8BERT reduces the model the least and by  $4\times$  at a 0.7% accuracy loss. Recall, however, that it uses 8b fixed point for the weights. In summary, *GOBO* produces models that are smaller and with a similar or no accuracy loss, and given that it produces the model within minutes vs. days.

We next show that our proposed centroid selection method *GOBO* uses for the G group is better than two prior methods: linear quantization and K-Means. We thus consider *GOBO* with our proposed quantization, *GOBO* with linear quantization, and *GOBO* with K-Means quantization. We study how accuracy is affected as we change the number of centroids used for the G group. Tables IV shows that *GOBO* as proposed when using 3b weights (8 centroids) incurs an accuracy loss of 0.69% which is considerably less than then 1.36% loss incurred with K-Means. Linear quantization performs the worse incurring an error of nearly 52%. To maintain the baseline accuracy, *GOBO*, K-Means and Linear Quantization require, 4b, 5b, and 6b weight indexes respectively. We note that using 4b weight indexes amounts to a 33% increase over using 3b. Moreover, our proposed selection method is faster.

Similar behavior is observed for the STS-B task as Table IV shows. As expected STS-B is less sensitive to quantization. *GOBO* incurs no accuracy loss with 3b, whereas K-Means needs 4b and linear quantization requires 5b.

**BERT-Large:** To our knowledge, this is the first attempt to quantize BERT-Large on the SQuAD task. SQuAD is a complex task that requires days of fine-tuning when implemented over BERT-Large. We apply *GOBO* after this fine-tuning phase and since *GOBO* is fast the cost in time is negligible. This is contrast to other quantization methods that would need to work during fine-tuning.

Our baseline is a fine-tuned over two epochs BERT-Large.

TABLE III: Comparison of *GOBO* and BERT-Specific Quantization Methods. BERT-Base on MNLI.

BERT-Base (MNLI)	Weights	Embedding	Accuracy (m)	Error	No Fine-tuning	Compression Ratio
Baseline	FP32	FP32	84.45%	-	-	1×
Q8BERT [4]	8-bit	8-bit	83.75%	0.70%	✗	4×
Q-BERT [3]	3-bit	8-bit	83.41%	1.04%	✗	7.81×
Q-BERT [3]	4-bit	8-bit	83.89%	0.56%	✗	6.52×
<i>GOBO</i>	<b>3-bit</b>	<b>4-bit</b>	<b>83.76%</b>	<b>0.69%</b>	✓	<b>9.83×</b>
<i>GOBO</i>	<b>4-bit</b>	<b>4-bit</b>	<b>84.45%</b>	<b>0.00%</b>	✓	<b>7.92×</b>

TABLE IV: *GOBO* w/ “G” Group Centroid Selection Policies: Bert-Base/-Large.

	Baseline	<i>GOBO</i> w/ Linear Quant.		<i>GOBO</i> w/ K-Means		<i>GOBO</i>		Potential Comp. Ratio
<b>GLUE/MNLI with BERT-Base</b>								
Bits		Accuracy (m)	Error	Accuracy (m)	Error	Accuracy (m)	Error	Comp. Ratio
32	84.45%	-	-	-	-	-	-	1×
2	-	31.81%	52.64%	69.98%	14.47%	71.02%	13.43%	16×
3	-	32.48%	51.97%	83.09%	1.36%	83.76%	<b>0.69%</b>	10.67×
4	-	82.75%	1.70%	84.01%	<b>0.44%</b>	84.45%	0.00%	8×
5	-	84.20%	<b>0.25%</b>	84.45%	0.00%	-	-	6.4×
6	-	84.45%	0.00%	-	-	-	-	5.3×
<b>GLUE/STS-B on BERT-Base</b>								
Bits		Spearman	Error	Spearman	Error	Spearman	Error	Comp. Ratio
32	88.33%	-	-	-	-	-	-	1×
2	-	2.67%	85.66%	81.12%	7.21%	82.66%	5.67%	16×
3	-	74.00%	14.33%	88.11%	0.22%	88.33%	<b>0.00%</b>	10.67×
4	-	87.46%	0.87%	88.33%	<b>0.00%</b>	-	-	8×
5	-	88.33%	<b>0.00%</b>	-	-	-	-	6.4×
<b>SQuAD v1.1 with BERT-Large</b>								
Bits		F1 Score	Error	F1 Score	Error	F1 Score	Error	Comp. Ratio
32	91.95%	-	-	-	-	-	-	1×
2	-	0.01%	91.94%	34.83%	57.12%	56.22%	35.73%	16×
3	-	5.37%	86.58%	90.56%	1.39%	91.04%	<b>0.91%</b>	10.67×
4	-	89.11%	2.84%	91.24%	<b>0.71%</b>	91.95%	0.00%	8×
5	-	90.61%	1.34%	91.92%	0.03%	-	-	6.4×
6	-	91.88%	<b>0.07%</b>	91.95%	0.00%	-	-	5.3×
7	-	91.95%	0.00%	-	-	-	-	4.57×

TABLE V: *GOBO* w/ “G” Group Centroid Selection Policies: GLUE/MNLI on DistilBERT.

Bits	Baseline Accuracy (m)	<i>GOBO</i> w/ K-Means		<i>GOBO</i>		Potential Comp. Ratio
32	81.98%	-	-	-	-	1×
3	-	80.83%	1.15%	81.30%	<b>0.68%</b>	10.67×
4	-	81.78%	<b>0.20%</b>	81.98%	0.00%	8×
5	-	81.98%	0.00%	-	-	6.4×

TABLE VI: *GOBO* w/ “G” Group Centroid Selection Policies: GLUE/MNLI on RoBERTa.

<b>RoBERTa-Base</b>						
Bits	Baseline Accuracy (m)	<i>GOBO</i> + K-Means		<i>GOBO</i>		Potential Comp. Ratio
32	87.60%	-	-	-	-	1×
3	-	76.00%	11.60%	79.68%	7.92%	10.67×
3b/4b	-	-	-	86.19%	<b>1.41%</b>	10.13×
4	-	86.80%	0.80%	87.30%	0.30%	8×
5	-	87.32%	0.28%	87.60%	0.00%	6.4×
6	-	87.60%	0.00%	-	-	5.3×
<b>RoBERTa-Large</b>						
32	90.20%	-	-	-	-	1×
3	-	82.18%	8.02%	84.26%	5.94%	10.67×
3b/4b	-	-	-	89.33%	<b>0.87%</b>	10.03×
4	-	89.48%	0.72%	89.88%	0.32%	8×
5	-	90.07%	0.13%	90.20%	0.00%	6.4×
6	-	90.20%	0.00%	-	-	5.3×

This is the recommended number of epochs by the Hugging Face framework. Table IV reports the compression and accuracy of the model with different quantization policies for the “G” group. As with other tasks, our centroid selection policy proves best. With 3b weight indexes the accuracy loss is less than 1% and with 4b there is none.

For MNLI, *GOBO* incurs no accuracy loss even with 3b

weight indexes. In the rest of this section and in the interest of space we limit attention only to *GOBO* w/ K-means and *GOBO* with our proposed centroid selection policy.

**DistilBERT:** Table V shows accuracy when quantizing DistilBERT which was distilled from BERT-Base. *GOBO* with 3b weights has an accuracy loss of less than 1% whereas it has no accuracy loss with 4b. For each of those cases, K-Means



requires twice as many bins. DistilBERT is about  $2\times$  smaller than BERT-base. When *GOBO* is applied on top of KD, the final model is about  $20\times$  smaller than the BERT-Base.

**RoBERTa:** Table VI shows the accuracy and compression ratio for this model. Quantizing the whole model to 3b G weights incurs an accuracy loss of 8%. We found that two FC layers (“Value layer” in self-attention and *Intermediate layer*) in the first 6 BERT Encoders are the ones that are sensitive. Fortunately, we can either quantize the whole model to 4b G weights (accuracy loss of just 0.6%), or better, we can use 4b G weights just for these two layers for the first 6 out of the 12 total Encoder layers and 3b for the rest. This reduces the accuracy loss to just 1.4%.

**RoBERTa-Large:** RoBERTa-Large is a variation of RoBERTa that achieves a score of 90% on MNLI. As Table VI shows this model less sensitive to quantization compared to the RoBERTa. By quantizing the Value and Intermediate layers to 4b for the first 14 Encoders (out of 24) and to 3b for the rest *GOBO* achieves less than 1% loss in accuracy.

TABLE VII: Embedding size (MB) and compression ratio (CR).

Model/Task	Baseline	<i>GOBO</i>			
	FP32	3-bit	CR	4-bit	CR
BERT-Base/MNLI	89.42 MB	8.63	$10.36\times$	11.42	$7.83\times$
BERT-Large/SQuAD v1.1	119.22 MB	11.26	$10.59\times$	14.98	$7.96\times$
DistilBERT/MNLI	89.42 MB	8.85	$10.10\times$	11.63	$7.69\times$
RoBERTa/MNLI	147.26 MB	14.18	$10.38\times$	18.77	$7.84\times$
RoBERTa-Large/MNLI	196.34 MB	18.41	$10.66\times$	24.55	$8.00\times$

**Embedding Table Quantization:** *GOBO* can also be used to quantize the embedding tables. Table VII shows the size of embedding table before and after quantization. The outlier threshold for all of these experiments is set to -4. Figure 4 compares the inference accuracy of each model in two scenarios: in the first, we quantize the embedding layer only and keep the model weights in their original FP32 representation. This experiment illustrates the effect of embedding quantization on the original model’s accuracy. This approach not only maintains the model’s accuracy, but in certain cases improves it. In the second scenario, we apply *GOBO* quantization throughout. Using 4b G weights maintains accuracy, whereas 3b incurs a 0.2% accuracy loss.

## VI. CONCLUSION

We presented a novel quantization method for the BERT family of NLP models. We demonstrated that it could significantly reduce the model’s memory footprint with little or no effect on accuracy. Our method does not require fine-tuning and could be applied on FP-32 trained models in a few minutes.

## REFERENCES

- [1] J. Devlin, M.-W. Chang, K. Lee, and K. Toutanova, “Bert: Pre-training of deep bidirectional transformers for language understanding,” in *NAACL-HLT*, 2019.
- [2] V. Sanh, L. Debut, J. Chaumond, and T. Wolf, “Distilbert, a distilled version of bert: smaller, faster, cheaper and lighter,” *5th Workshop on Energy Efficient Machine Learning and Cognitive Computing - NeurIPS*, 2019.
- [3] S. Shen, Z. Dong, J. Ye, L. Ma, Z. Yao, A. Gholami, M. W. Mahoney, and K. Keutzer, “Q-bert: Hessian based ultra low precision quantization of bert,” *arXiv preprint arXiv:1909.05840*, 2019.
- [4] O. Zafrir, G. Boudoukh, P. Izsak, and M. Wasserblat, “Q8bert: Quantized 8bit bert,” *5th Workshop on Energy Efficient Machine Learning and Cognitive Computing - NeurIPS*, 2019.
- [5] S. Han, H. Mao, and W. J. Dally, “Deep compression: Compressing deep neural networks with pruning, trained quantization and huffman coding,” 2015.
- [6] E. Park, S. Yoo, and P. Vajda, “Value-aware quantization for training and inference of neural networks,” 2018.
- [7] E. Park, D. Kim, and S. Yoo, *Energy-Efficient Neural Network Accelerator Based on Outlier-Aware Low-Precision Computation*. IEEE Press, 2018, p. 688698. [Online]. Available: <https://doi.org/10.1109/ISCA.2018.00063>
- [8] J. Fang, A. Shafiee, H. Abdel-Aziz, D. Thorsley, G. Georgiadis, and J. Hassoun, “Post-training piecewise linear quantization for deep neural networks,” 2020.
- [9] Y. Liu, M. Ott, N. Goyal, J. Du, M. Joshi, D. Chen, O. Levy, M. Lewis, L. Zettlemoyer, and V. Stoyanov, “Roberta: A robustly optimized bert pretraining approach,” 2019.
- [10] A. Wang, A. Singh, J. Michael, F. Hill, O. Levy, and S. R. Bowman, “GLUE: A multi-task benchmark and analysis platform for natural language understanding,” in *7th International Conference on Learning Representations, ICLR 2019, New Orleans, LA, USA, May 6-9, 2019*. OpenReview.net, 2019. [Online]. Available: <https://openreview.net/forum?id=rJ4km2R5t7>
- [11] S. Narasimhan, “Nvidia developer blog,” Aug 2019. [Online]. Available: <https://devblogs.nvidia.com/training-bert-with-gpus/>
- [12] P. Rajpurkar, J. Zhang, K. Lopyrev, and P. Liang, “Squad: 100,000+ questions for machine comprehension of text,” 2016.
- [13] P. Ganesh, Y. Chen, X. Lou, M. A. Khan, Y. Yang, D. Chen, M. Winslett, H. Sajjad, and P. Nakov, “Compressing large-scale transformer-based models: A case study on bert,” *arXiv preprint arXiv:2002.11985*, 2020.
- [14] M. A. Gordon, K. Duh, and N. Andrews, “Compressing bert: Studying the effects of weight pruning on transfer learning,” *arXiv preprint arXiv:2002.08307*, 2020.
- [15] O. Kovaleva, A. Romanov, A. Rogers, and A. Rumshisky, “Revealing the dark secrets of bert,” *arXiv preprint arXiv:1908.08593*, 2019.
- [16] A. Raganato, Y. Scherrer, and J. Tiedemann, “Fixed encoder self-attention patterns in transformer-based machine translation,” *arXiv preprint arXiv:2002.10260*, 2020.
- [17] A. Fan, E. Grave, and A. Joulin, “Reducing transformer depth on demand with structured dropout,” *CoRR*, vol. abs/1909.11556, 2019. [Online]. Available: <http://arxiv.org/abs/1909.11556>
- [18] S. Zhao, R. Gupta, Y. Song, and D. Zhou, “Extreme language model compression with optimal subwords and shared projections,” *arXiv preprint arXiv:1909.11687*, 2019.
- [19] Z. Sun, H. Yu, X. Song, R. Liu, Y. Yang, and D. Zhou, “Mobilebert: a compact task-agnostic BERT for resource-limited devices,” *CoRR*, vol. abs/2004.02984, 2020. [Online]. Available: <https://arxiv.org/abs/2004.02984>
- [20] X. Jiao, Y. Yin, L. Shang, X. Jiang, X. Chen, L. Li, F. Wang, and Q. Liu, “Tinybert: Distilling BERT for natural language understanding,” *CoRR*, vol. abs/1909.10351, 2019. [Online]. Available: <http://arxiv.org/abs/1909.10351>
- [21] S. Sun, Y. Cheng, Z. Gan, and J. Liu, “Patient knowledge distillation for bert model compression,” *arXiv preprint arXiv:1908.09355*, 2019.
- [22] R. Tang, Y. Lu, L. Liu, L. Mou, O. Vechtomova, and J. Lin, “Distilling task-specific knowledge from bert into simple neural networks,” *arXiv preprint arXiv:1903.12136*, 2019.
- [23] R. Tang, Y. Lu, and J. Lin, “Natural language generation for effective knowledge distillation,” in *Proceedings of the 2nd Workshop on Deep Learning Approaches for Low-Resource NLP (DeepLo 2019)*, 2019, pp. 202–208.
- [24] Y. K. Chia, S. Witteveen, and M. Andrews, “Transformer to cnn: Label-scarce distillation for efficient text classification,” *arXiv preprint arXiv:1909.03508*, 2019.
- [25] T. Wolf, L. Debut, V. Sanh, J. Chaumond, C. Delangue, A. Moi, P. Cistac, T. Rault, R. Louf, M. Funtowicz, and J. Brew, “Huggingface’s transformers: State-of-the-art natural language processing,” *ArXiv*, vol. abs/1910.03771, 2019.