

MORTGAGE CONTRACTS AND UNDERWATER DEFAULT

YERKIN KITAPBAYEV AND SCOTT ROBERTSON

ABSTRACT. We analyze recently proposed mortgage contracts which aim to eliminate selective borrower default when the loan balance exceeds the house price (the “underwater” effect). We show that contracts which automatically reduce the outstanding balance in the event of house price decline remove the default incentive, but may induce prepayment in low price states. However, low state prepayments vanish if the benefit from home ownership is sufficiently high. We also show that capital gain sharing features, such as prepayment penalties in high house price states, are ineffective as they virtually eliminate prepayment. For observed foreclosure costs, we find that contracts with automatic balance adjustments become preferable to the traditional fixed rate contracts at mortgage rate spreads between 50-100 basis points. Results are obtained using American options pricing method, in a continuous time model with diffusive home prices. Here, we associate the contracts’ values and optimal decision rules with free boundary problems. We provide explicit solutions in the long contract maturity limit.

1. Introduction

It is by now incontrovertible that the housing crisis of 2007-2009 was exacerbated by the “underwater” effect, where homeowners owed more on their house than it was worth on the market. The negative effects of being underwater are well known, having been documented at the government ([16]), academic ([4]) and public ([36]) levels.

Underwater mortgages powered a vicious cycle within many United States metropolitan areas, most prominently in the Southwest. Borrowers, having purchased homes initially worth far more than their incomes could support, but recently having lost a large portion of their value, were stuck in houses which they could neither afford nor sell. In response, they engaged in large scale selective defaults on their loans (c.f. [5]). This led banks to incur significant losses, either directly through the foreclosure process, or indirectly through the resultant fire sales, in which the repossessed home was sold at a depressed value (c.f. [24, 10, 4]). The fire sales further depressed home prices and appraisal values, putting more homeowners under water, repeating the cycle.

In short, underwater mortgages posed, and continue to pose, significant risks for the homeowner, the lending institution, and the broader health of the economy. Furthermore, there is an asymmetry in that traditional mortgage contracts have built-in protections against interest rate movements (e.g. adjustable rate mortgages, refinancing with no penalties), but there are no such protections

Date: October 9, 2022.

S. Robertson is supported in part by the National Science Foundation under grant number DMS-1613159.

for house price decline. Indeed, default associated to house price decline has traditionally been considered a “moral” issue ([25]), to be worked out in the (lengthy, expensive) legal system.

To mitigate both risks and costs associated to underwater mortgages, a number of alternative mortgage contracts have been proposed. At heart, each contract aims to insulate the borrower in the event of area wide house price decline, by suitably adjusting either the outstanding balance or monthly payment of a traditional fixed rate mortgage (FRM). From the bank’s perspective, the idea is that if one accounts for foreclosure costs and other negative externalities associated to underwater default, then, despite the lower payments (compared to the FRM), the contracts are competitive or even preferable.

The goal of our paper is to analyze these proposals, and identify the features which are best for the borrower and lending institution, as well as any unforeseen risks. We consider the “adjustable balance mortgage” of [1]; the “continuous workout mortgage” of [46]; and the “shared responsibility mortgage” of [35, 36].¹ We choose these contracts because they span a wide range of possible adjustments, such as lowering payments immediately, lowering payments if house prices fall sufficiently far, and including capital gains sharing in high house price states. Following the analysis in [34], we group the above contracts into two broad categories: adjustable balance mortgages (ABM) as in [1]; and adjustable payment rate mortgages with prepayment penalties (APRM) as in [46, 35, 36].

Each contract type modifies the traditional FRM by adjusting payments according to the movements of a (local) house price index² H_t , which acts as a proxy for the home value. An index, as opposed to repeated home appraisals, is used for two reasons. First, appraisals are cumbersome and expensive. Second, an index removes moral hazard, as the borrower cannot profit from intentionally lowering his home value. With detailed formulas (in continuous time) provided in Section 2, we briefly describe the payments at a time t prior to the loan maturity at T . For a given mortgage rate m , which might vary depending on the contract, set $B_t^F(m)$ as the outstanding balance and $c^F(m)$ the level payment for a traditional FRM with initial loan-to-value of B_0 (the purchase price and index value are normalized to 1 so that $B_0 = 0.8$ for a 20% down-payment).

The ABM explicitly eliminates the underwater effect by setting the outstanding balance to $\min[B_t^F(m), H_t]$. Therefore, for a 20% down-payment, house prices would have to fall by 20% before payments are adjusted. The payment rate is derived to be $c^F(m) \times \min[1, H_t/B_t^F(m)]$, so that it also never exceeds the corresponding FRM rate.

Alternatively, the APRM takes as primitive the payment rate $c^F(m)$, and adjusts payments upon any decline in H , setting the new rate to $c^F(m) \times \min[1, H_t]$. The outstanding balance is then derived to be $B_t^F(m) \times \min[1, H_t]$. Additionally, and following the recommendation in [35], the APRM has a profit sharing feature, where should the borrower prepay at t , he must pay the penalty $\alpha \times \max[H_t - 1, 0]$, which is $\alpha \times 100\%$ of the capital gains on the house. In [36] the authors suggest

¹The shared responsibility mortgage is nearing commercial availability: see [38].

²Local house price indices exist: both the “S&P CoreLogic Case-Shiller Home Price Indices” ([11]) and the Federal Housing Finance Agency House Price Index Reports ([20]) track national and local house price movements, with Case-Shiller having indices for twenty U.S. metropolitan areas.

$\alpha = 0.05$. The idea is to protect the bank should the borrower refinance into another APRM when house prices are very low (say at H_l), because if so-refinanced any future prepayment will incur a large penalty through the capital gains based upon H_l .

To identify the contracts' values, we use American options pricing methodology, assuming locally and globally, the bank takes a worst-case approach. Locally worst-case means that given a termination time (either default or prepayment), the bank assumes it will receive the lower of the two possible payments. Globally worst-case means the bank values the mortgage by considering the worst possible termination time, which is modeled as the optimal stopping time. This approach avoids explicitly identifying the borrower's rational for default or prepayment, and hence stands in contrast to [34], where the borrower uses utility based-methods for determining her optimal prepayment/default policy. However, our method does implicitly assume a level of financial sophistication for the borrower, and crucially, it allows for (in the limit of a long contract maturity) *explicit* formulas for the contract values. This in turn enables us to perform comparative statics analysis and obtain qualitative conclusions.

Applying options pricing theory to value mortgage backed securities is well known: see [30, 31, 29, 49, 14], as well as [28, 12, 13, 26]. However, it was recognized that borrowers do not always act in a financially optimal manner (see [33]), and there are idiosyncratic reasons ("turnover") for contract termination such as loss of job, injury, divorce and death. This led to the popularity of reduced form models for mortgage valuation: see [17, 44, 45, 32] and their many extensions. For our analysis, despite its pitfalls, we believe the options pricing approach is appropriate. Simply put, as the contracts' stated objective is to reduce selective default, we must assume the borrower is sophisticated enough to selectively default.

Using the American options approach, we identify the contracts' value and optimal decision boundaries. Following the literature (c.f. [1], [48], [34]), we assume the discounted house price index H follows a geometric Brownian motion with volatility σ and dividend or "benefit" rate δ , which measures utility from home ownership. To isolate the relationship between house prices and default, we assume the interest rate is constant, though in Section 3 we discuss stochastic interest rates, and in Appendix A we show numerically the FRM default boundary is rather insensitive to the interest rate.

For finite maturities, the associated free boundary problems (even including stochastic interest rates) are possible to solve numerically. However, a lack of explicit solutions makes a qualitative comparison of the contracts especially difficult. To enable comparison, we assume an infinite maturity, which in conjunction with constant interest rates, allows us in Section 4 to obtain explicit solutions to the free boundary problems. As the typical maturity is 30 years, we believe the perpetual assumption is mild, given that selective default or prepayment decisions occur near the beginning of the term.

Conclusions. In the above setting, our main findings are

- (1) The APRM capital gain sharing feature is ineffective. Already at low percentages (e.g. $\alpha = 1\% - 2\%$), virtually all prepayment when $H > 1$ is eliminated, making the contract value insensitive to α . As the borrower is essentially locked into her loan upon significant price appreciation, the prepayment penalty will dominate the capital-loss protection, and we envision she will be frustrated with the contract.³ Across a wide range of parameter values, the 5% penalty suggested in [36] is far too high to have the intended effect.
- (2) The ABM is competitive with the FRM at relatively low mortgage rate spreads, while the APRM requires a larger spread. For example, at 35% foreclosure costs (c.f. [24, 10, 4]), the ABM requires a spread over the FRM of 10 – 105 basis points (bp) to have the same contract value as the benefit rate δ ranges from 4.5% – 7.0%. The APRM requires corresponding spreads of 37 – 145 bp. These spreads increase rapidly with the benefit rate δ .
- (3) Both the ABM and APRM may endogenously lead to prepayment in low house price states. However, this phenomena does not occur in the presence of either low mortgage rates m or high benefit rates δ (i.e. if the borrower is happy living in the house or if barriers to selective default such as rental and/or credit-related costs are high), and hence in practice one does not expect low-state prepayment.

Related Literature. Despite both the importance of the mortgage market to the broader economy and the disastrous effects of large-scale underwater default, the literature analyzing adjustments to the traditional FRM is relatively scant. Aside from the papers which introduced the contracts (see [1], [46], [35] as well the authors’ follow up papers), and focused on their individual merits, to best of our knowledge only the recent paper [34] performed a cross-contract analysis. Here, as alluded to above, the borrower determines the optimal action policy based upon utility considerations in a discrete time framework, and conclusions are drawn based upon numerical simulations. Therefore, our paper not only helps to expand the literature on this important topic, but also complements [34] by providing explicit answers amenable to qualitative analysis.

There is, however, a distinct strand of literature (see [40, 41, 8, 18] as well as [42, 6, 23]) which designs optimal mortgage contracts based upon principal-agent and/or equilibrium considerations. Generally, the above papers indicate the superiority of an option adjustable rate mortgage (ARM)⁴, where the borrower is allowed to defer principal payments, leading to negative amortization (and hence default if the balance reaches a certain threshold). However, option ARMs have actually been issued, with varying degrees of effectiveness depending upon the financial sophistication of the borrower (see [22, 43, 3]). Indeed, option ARMs did not perform as intended because given the option to lower their monthly payment, the borrowers took it, even if it put them at greater

³This phenomena recently occurred in the metropolitan Boston area, where loans offering downside protection were issued to low income buyers, who were unaware of the capital-gain fees upon prepayment (see [19]).

⁴For two counter-examples, see [27] which considers an ARM with only negative rate resets, and [42] which produces a contract similar to the ABM.

risk, and even if there was no pressing financial need. By contrast, the contracts we consider have automatic payment adjustments, removing the borrower's discretion. Lastly, we highlight [21], which showed that if the APRM were adopted on a large enough scale (e.g. if FNMA backed the APRM), indexing at a national level may lead to macroeconomic instability. However, currently these mortgages are either in the theoretical stages or are being offered on a very small scale ([38]). As such, we offer a “first implementation” analysis, where the bank is considering offering these products (to sophisticated borrowers) and wishes to know what might happen in the worst case, and how to most effectively market the product.

This paper is organized as follows. Section 2 provides continuous time versions of the contracts, while Section 3 formulates the corresponding optimal stopping problems. Section 4 provides theoretical solutions for the value functions and optimal default/prepayment strategies. A numerical analysis is presented in Section 5 and a finite horizon example occurs in Appendix A. Proofs are in Appendices B, C.

2. The Mortgages

Each mortgage involves a loan of B_0 at time 0 with maturity T . We normalize the purchase price so that B_0 is the initial loan to value (LTV). We do not assume $B_0 = 1$ as typical initial LTVs are 0.8 (for a 20% down-payment) or 0.9 (for a 10% down-payment). Additionally, there is a house price index process $H = \{H_t\}_{t \geq 0}$ with $H_0 = 1$ also normalized.

2.1. Traditional. The baseline contract is a continuous time, fully amortized, level payment FRM with mortgage rate m^F . The balance B^F solves the ordinary differential equation (ODE)

$$\frac{dB_t^F}{dt} = m^F B_t^F - c^F, \quad t \leq T; \quad B_0^F = B_0, B_T^F = 0,$$

where c^F is the (to-be-determined) payment rate. This admits explicit solution

$$(2.1) \quad B_t^F = \frac{B_0 \left(1 - e^{-m^F(T-t)}\right)}{1 - e^{-m^F T}}; \quad c^F = \frac{m^F B_0}{1 - e^{-m^F T}}$$

for $t \leq T$. If the homeowner decides to prepay at $t \leq T$, the bank receives

$$(2.2) \quad \mathcal{B}_t^F := B_t^F,$$

however, the FRM allows for the mortgage to be underwater, i.e., $H_t < B_t^F$, and hence creates incentive for strategic default. Lastly, note that (2.1) implies for $t \leq T$ that

$$(2.3) \quad c^F = \frac{m^F B_t^F}{1 - e^{-m^F(T-t)}}$$

which is a useful equality, identifying c^F as the level payment for a loan of B_t^F at rate m^F with maturity $T - t$.

2.2. Adjustable Balance. The ABM adjusts the outstanding balance in the event of sufficiently large house price decline, and then the payment rate is updated based upon the adjusted balance. The ABM was proposed in [1], and here we present a continuous time version. It starts with a mortgage rate m^A , and computes a nominal remaining balance \widehat{B}^A and payment rate \widehat{c}^A using (2.1), but with m^A replacing m^F therein. Then, the actual remaining balance B^A is set to

$$(2.4) \quad B_t^A := \min \left[\widehat{B}_t^A, H_t \right]$$

for $t \leq T$. To compute the actual payment rate c^A , assume that at time t the homeowner has borrowed B_t^A in a fixed rate, level payment, loan with maturity $T - t$ and contract rate m^A . From (2.3) and (2.4) we deduce

$$(2.5) \quad c_t^A = \frac{m^A B_t^A}{1 - e^{-m^A(T-t)}} = \widehat{c}^A \times \min \left[1, \frac{H_t}{\widehat{B}_t^A} \right]$$

for $t \leq T$. For 20% down payment, house prices would have to drop by at least 20% before the ABM adjusts payments. By design, the ABM is never underwater, as $B_t^A \leq H_t$ and upon prepayment at $t \leq T$ the bank receives

$$(2.6) \quad \mathcal{B}_t^A := B_t^A = \min \left[\widehat{B}_t^A, H_t \right].$$

Remark 2.1. As discussed in [34], there are two features one may add to the ABM. First, a penalty of $\mathfrak{p}^A(\widehat{B}_t^A - B_t^A)$ upon prepayment at t , for $0 \leq \mathfrak{p}^A < 1$, to deter borrowers from refinancing in low states. Second, a cap ℓ^A on the maximum loan-to-value ratio so that at t the remaining balance and payment rate are

$$B_t^A = \min \left[\widehat{B}_t^A, \ell^A H_t \right]; \quad c_t^A = \widehat{c}^A \times \min \left[1, \frac{\ell^A H_t}{\widehat{B}_t^A} \right].$$

Thus, upon prepayment the bank receives

$$\mathcal{B}_t^A = B_t^A + \mathfrak{p}^A(\widehat{B}_t^A - B_t^A) = \mathfrak{p}^A \widehat{B}_t^A + (1 - \mathfrak{p}^A) \min \left[\widehat{B}_t^A, \ell^A H_t \right].$$

However, as we show in Remark 3.2 below, strategic default is ruled out for all $0 \leq t < T$, $H_t > 0$ if and only if $\mathfrak{p}^A = 0, \ell^A \leq 1$. Intuitively, this is because if $\ell_A > 1$ then the house may become underwater, and if $\mathfrak{p}^A > 0$ then (very) low-state prepayment incurs a larger penalty than default. As we want to explicitly rule out default, we restrict to $\ell_A \leq 1$ and $\mathfrak{p}^A = 0$. In fact, while our results go through for $\ell^A < 1$, the formulas become quite complicated, and hence to simplify analysis, we take $\ell^A = 1$, as in [1].

2.3. Adjustable Payment Rate. The APRM adjusts the payment rate based upon the house price index, and then the balance is computed from the adjusted payment rate. The two canonical examples are the continuous workout mortgage (CWM) as proposed in [46] (and subsequently analyzed in [47, 48]) and the shared responsibility mortgage (SRM) from [35] (as well as [36, 37]). Like the ABM, the APRM starts with a mortgage rate m^P and computes the nominal balance \widehat{B}^P

and payment rate \hat{c}^P according to (2.1) (with m^P). However, unlike the ABM, the APRM adjusts the payment rate upon *any* decline in the house price index, setting the true payment rate to

$$(2.7) \quad c_t^P := \hat{c}^P \times \min[1, H_t]$$

for $t \leq T$. To define the remaining balance, we appeal to (2.3), setting for $t \leq T$

$$(2.8) \quad B_t^P := c_t^P \times \frac{1 - e^{-m^P(T-t)}}{m^P} = \hat{B}_t^P \times \min[1, H_t].$$

Additionally, as proposed in [35], in order to compensate the bank for the reduced payment rate, the APRM has a high-state prepayment penalty, which requires the borrower to share the portion $\alpha(H_t - 1)^+$ (recall $H_0 = 1$) of the capital gain with the lender, where $0 \leq \alpha < 1$. Therefore, upon prepayment at $t < T$ the bank receives

$$(2.9) \quad \mathcal{B}_t^P := B_t^P + \alpha(H_t - 1)^+ = \hat{B}_t^P \min[1, H_t] + \alpha(H_t - 1)^+.$$

In [36], $\alpha = 5\%$ is recommended, but we will leave α general in order to study the sensitivity of the contract value to α . Lastly, we remark for the SRM that while in [37], both the outstanding balance and payment rate are adjusted, in [35] (see also [21]) the SRM adjusts the payment rate but not the outstanding balance. This is achieved by taking the payment reduction $\hat{c}^P - c_t^P$ from the interest portion $m^P \hat{B}_t^P$, while leaving the principal portion alone⁵. To be consistent with [37], we assume reductions in both the payment rate and balance.

Remark 2.2. As with the ABM, one may impose a low-state prepayment penalty of $\mathbf{p}^P(\hat{B}_t^P - B_t^P)$ should prepayment occur at t . Also, similarly to ℓ^A , one may introduce a “workout proportion” $\kappa^P \in [0, 1]$, with $\kappa^P = 1$ corresponding to full workout and $\kappa^P = 0$ corresponding to no workout, and set the payment rate to $c_t^P = \hat{c}^P \times (1 - \kappa^P(1 - H_t)^+)$ and remaining balance to $B_t^P = \hat{B}_t^P (1 - \kappa^P(1 - H_t)^+)$. Here, upon prepayment the bank receives

$$\mathcal{B}_t^P = B_t^P + \mathbf{p}^P(\hat{B}_t^P - B_t^P) = \hat{B}_t^P (\mathbf{p}^P + (1 - \mathbf{p}^P)(1 - \kappa^P(1 - H_t)^+)) + \alpha(H_t - 1)^+,$$

and one can show strategic default is ruled out for all $0 \leq t < T$, $H_t > 0$ if and only if $\kappa^P = 1, \mathbf{p}^P = 0$. As such, we assume $\kappa^P = 1, \mathbf{p}^P = 0$ throughout the paper to avoid strategic default.

2.4. Perpetual Contracts. To conclude this section, we present perpetual analogs of the contracts which will be used in the sequel. Each of the balances, payment rates, and prepayment amounts are easily derived from their finite maturity analogs by taking $T = \infty$.

(2.10)	Contract	Payment Rate at t	Prepayment Amount at t
	FRM	$m^F B_0$	B_0
	ABM	$m^A \min[B_0, H_t]$	$\min[B_0, H_t]$
	APRM	$m^P B_0 \min[1, H_t]$	$B_0 \min[1, H_t] + \alpha(H_t - 1)^+$

⁵For large house price declines, a reduction in principal may take place as well.

3. Optimal Stopping Problems and Default Incentives

In this section, we formulate the optimal stopping problems associated to the contract values as well as the respective default and prepayment option values. The problems are formulated for both finite maturity and perpetual cases, and in a slightly more general model than that described in the introduction, allowing for stochastic interest rates. We also present general results on both the default option value and the lack of prepayment when the current interest rate exceeds the mortgage contract rate.

3.1. Model and Assumptions. There is a filtered probability space $(\Omega, \mathcal{F}, \mathbb{F}, \mathbb{Q})$, where \mathbb{Q} is the pricing measure. The money market rate r is a non-negative adapted process. The discounted house price index, in accordance with the literature ([1], [48], [34]) follows a geometric Brownian motion (GBM) with constant dividend rate $\delta > 0$, which captures the benefit rate (either monetarily or through utility of home-ownership) of residing in the home

$$(3.1) \quad \frac{dH_t}{H_t} = (r_t - \delta)dt + \sigma dW_t, \quad H_0 = 1.$$

Here, W is a \mathbb{Q} -Brownian motion and $\sigma > 0$ is the constant volatility parameter. Next, we make precise our behavioral/structural assumptions, as subtleties arise in the use of risk-neutral pricing for mortgage backed securities which, though common in the literature (c.f. [32, 28, 12, 13, 26] amongst many others), should be made explicit. Of particular note, in contrast to [7, 9, 34] we take the bank's perspective on issuing the contract, and do not directly model the homeowner's behavior, except as we will see, through the assumptions implicit in the bank's worst case approach.

First, the bank assumes that upon termination of the mortgage at a (potentially random) time τ , the borrower will do what is locally worst for the bank. More precisely, if the borrower prepays the bank receives \mathcal{B}_τ , the remaining balance plus any prepayment penalties (for whichever contract is being used). If the borrower defaults, the bank receives H_τ , the house value.⁶ Therefore, taking a worst-case perspective, the bank assumes it will receive $\min[H_\tau, \mathcal{B}_\tau]$ with prepayment when $\mathcal{B}_\tau < H_\tau$ and default when $H_\tau \leq \mathcal{B}_\tau$.

Second, we assume the bank has access to a liquid market which trades in H and r , and uses \mathbb{Q} as a risk-neutral pricing measure. Furthermore, the bank assumes the borrower will do what is globally worst, and values the mortgage by minimizing the expected discounted payoff over all termination (stopping) times.

Importantly, we do not examine the borrower's rationale for prepaying (i.e. refinancing versus selling) or defaulting. However, in the absence of frictions (e.g. foreclosure costs, refinancing costs, moving costs), there is a direct connection between the bank applying a worst case analysis, and assuming the borrower is a financial optimizer. By contrast, when incorporating frictions such as

⁶In Section 4.5 we account for foreclosure costs, which significantly reduce the amount the bank receives upon default. Indeed, foreclosure can take up to 3 years ([15]), with total costs (due to maintenance, marketing and discounted "fire sale" pricing) approaching 35 – 40% of the home value: see [2, 24, 10, 4].

foreclosure costs for the bank (see Section 4.5), this connection is not as strong, as these costs do not factor into a homeowner's decision to default.

3.2. Mortgage, Default, and Prepayment Option Values. For $i \in \{F, A, P\}$, recall that c^i is the cash flow rate, and \mathcal{B}^i the prepayment amount (remaining balance plus penalty) should prepayment occur. Throughout this section, we consider a time $0 \leq t \leq T$ (or $t \geq 0$ in the perpetual case) and assume that neither prepayment nor default has occurred by t . Consistent with the previous section's discussion, the bank assigns the contract a value of

$$(3.2) \quad V_t^i = \operatorname{ess\,inf}_{\tau \in [t, T]} \mathbb{E}_t \left[\int_t^\tau e^{-\int_t^u r_v dv} c_u^i du + e^{-\int_t^\tau r_v dv} \min [H_\tau, \mathcal{B}_\tau^i] \right]$$

where the essential infimum is taken over all stopping times τ with values in $[t, T]$. Note that being an essential infimum, the mortgage value is an \mathcal{F}_t -measurable random variable. However, when we specify a Markov model for r (or set r constant), the value will be a deterministic function of the current time, house price, and interest rate: i.e. $V_t^i = V^i(t, H_t, r_t)$ (respectively $V^i(t, H_t)$) and there will be an optimal termination policy, so one can replace “infimum” with “minimum” (see (4.1) below). To understand the above formula, note that for a given termination time τ , the expectation is simply the arbitrage-free price for the cash flow c^i until τ , followed by a lump-sum payment of $\min [H_\tau, \mathcal{B}_\tau^i]$ at τ . Then, the mortgage value is found by applying the worst-case analysis over all such stopping times.

We next turn to the default option value. Here, we take a simple perspective; the default option value is the cost incurred by the bank due to the fact that the borrower can both default and prepay, rather than just prepay. While accounting for both prepayment and default yields a lump sum payment of $\min [H_\tau, \mathcal{B}_\tau^i]$, excluding default gives the larger payment \mathcal{B}_τ^i . Additionally, there is no reason to think the worst-case termination time accounting for both prepayment and default is the same worst case termination time accounting only for prepayment. Accordingly, we define the value of mortgage excluding defaults by

$$V_t^{NoDef, i} := \operatorname{ess\,inf}_{\tau \in [t, T]} \mathbb{E}_t \left[\int_t^\tau e^{-\int_t^u r_v dv} c_u^i du + e^{-\int_t^\tau r_v dv} \mathcal{B}_\tau^i \right], \quad i \in \{F, A, P\}.$$

The default option cost to the bank is $D_t^i := V_t^{NoDef, i} - V_t^i$.

To identify the prepayment option value, we split analysis between the FRM (for which ruthless default is a possibility) and the ABM, APRM (which we will show eliminate ruthless default). For the FRM, we define the mortgage value excluding prepayments as

$$V_t^{NoPP, F} := \operatorname{ess\,inf}_{\tau \in [t, T]} \mathbb{E}_t \left[\int_t^\tau e^{-\int_t^u r_v dv} c_u^F du + e^{-\int_t^\tau r_v dv} H_\tau \right],$$

and the prepayment option cost to the bank as $PP_t^F := V_t^{NoPP, F} - V_t^F$. Alternatively, as the ABM and APRM eliminate ruthless default, the value of the mortgage excluding prepayments is simply the value of discounted mortgage payments until maturity, and hence with

$$V_t^{NoPP, i} := \mathbb{E}_t \left[\int_t^T e^{-\int_t^u r_v dv} c_u^i du \right]; \quad i \in \{A, P\},$$

the prepayment option cost to the bank is $PP_t^i := V_t^{NoPP,i} - V_t^i$, $i \in \{A, P\}$.

For the perpetual contracts, we have similar formulas at $t \geq 0$ assuming no prepayment or default by t . First, the bank assigns the contract a value of

$$(3.3) \quad V_t^i = \operatorname{essinf}_{\tau \geq t} \mathbb{E}_t \left[\int_t^\tau e^{-\int_t^u r_v dv} c_u^i du + e^{-\int_t^\tau r_v dv} \min [H_\tau, \mathcal{B}_\tau^i] \right]$$

where now the essential infimum is taken over all stopping times τ with values in $[t, \infty]$. As for the default option value, the value of the perpetual mortgage excluding defaults is

$$(3.4) \quad V_t^{NoDef,i} := \operatorname{essinf}_{\tau \geq t} \mathbb{E}_t \left[\int_t^\tau e^{-\int_t^u r_v dv} c_u^i du + e^{-\int_t^\tau r_v dv} \mathcal{B}_\tau^i \right], \quad i \in \{F, A, P\},$$

and the default option cost is $D_t^i := V_t^{NoDef,i} - V_t^i$. Regarding the the prepayment option value, for the FRM the mortgage value excluding prepayments is

$$(3.5) \quad V_t^{NoPP,F} := \operatorname{essinf}_{\tau \geq t} \mathbb{E}_t \left[\int_t^\tau e^{-\int_t^u r_v dv} c_u^F du + e^{-\int_t^\tau r_v dv} H_\tau \right],$$

and the prepayment option cost is $PP_t^F := V_t^{NoPP,F} - V_t^F$. For the ABM and APRM the value of the mortgage excluding prepayments is

$$(3.6) \quad V_t^{NoPP,i} := \mathbb{E}_t \left[\int_t^\infty e^{-\int_t^u r_v dv} c_u^i du \right]; \quad i \in \{A, P\},$$

and the prepayment option cost is $PP_t^i := V_t^{NoPP,i} - V_t^i$, $i \in \{A, P\}$.

3.3. On Ruthless Default and High Interest Rate Prepayment. We close by presenting two simple results, each proved in Appendix B, and each valid for both the finite horizon and perpetual cases. The first follows directly from the formulas (2.6) and (2.9) and shows the APRM and ABM eliminate ruthless default.

Proposition 3.1. *Both the ABM and APRM eliminate the default option value: $D_t^A = D_t^P = 0$ almost surely for $t \leq T$ (for $t > 0$ in the perpetual case).*

Remark 3.2. We now explain the statements in Remarks 2.1, 2.2. First, for the ABM, one can show for general $\ell^A > 0, 0 \leq \mathbf{p}^A < 1$ that

$$\mathcal{B}_t^A - \min [\mathcal{B}_t^A, H_t] = (\widehat{B}_t^A - H_t) 1_{H_t < \widehat{B}_t^A < \ell^A H_t} + \left(\mathbf{p}^A \widehat{B}_t^A + \ell^A (1 - \mathbf{p}^A) H_t - H_t \right)^+ 1_{\ell^A H_t \leq \widehat{B}_t^A}.$$

The above is equal to zero for all $0 \leq \widehat{B}_t^A \leq B_0$ and $H_t > 0$ if and only if $\ell^A \leq 1, \mathbf{p}^A = 0$. In this instance the default option is worthless. Else, for each t there are values of (\widehat{B}_t^A, H_t) where the default option has strictly positive value. Similarly, for the APRM, if we allow for general penalties $0 \leq \mathbf{p}^P < 1$ and workout proportions $0 \leq \kappa^P \leq 1$ we find

$$\mathcal{B}_t^P - \min [\mathcal{B}_t^P, H_t] = \left((1 - \kappa^P (1 - \mathbf{p}^P)) \widehat{B}_t^P - \left(1 - \kappa^P (1 - \mathbf{p}^P) \widehat{B}_t^P \right) H_t \right)^+ 1_{H_t \leq 1}.$$

Here, the above is 0 for all $0 \leq \widehat{B}_t^P \leq B_0, H_t > 0$ if and only if $\kappa^P = 1, \mathbf{p}^P = 0$. Else, there will be states (\widehat{B}_t^P, H_t) where the default option has value.

The second result states that (essentially) irrespective of the model, it is *never* optimal to prepay either the FRM or ABM when the current interest rate r_t exceeds the mortgage contract rate and current house price H_t exceeds the scheduled balance.

Proposition 3.3. *For the FRM, it is never optimal to prepay on $\{r_t > m^F, H_t > B_t^F\}$. For the ABM, it is never optimal to prepay on $\{r_t > m^A, H_t > \widehat{B}_t^A\}$.*

4. Perpetual Contracts

In order to tractably analyze and compare the contracts we now assume an infinite horizon and constant interest rate. Also we assume $m^i > r, i \in \{F, A, P\}$ because negative mortgage spreads are unrealistic. Under these assumptions we explicitly identify the value functions and default options.

As mentioned in the introduction and as the typical maturity is 30 years, we believe the perpetual assumption is not strong, given that selective default or prepayment decisions occur near the beginning of the term. Also as we mainly focus on the fluctuations of the house price and on default incentives, we believe it is reasonable to assume constant interest rate. As the robustness check, in Appendix A we solve the problem numerically for the CIR model (and finite maturity case) to support this statement.

4.1. Free Boundary Problems. It is standard procedure in the option pricing literature to reduce optimal stopping problems to free boundary PDE problems. For constant r , we are in a time-homogeneous “Markovian” setting, and to simplify notation, we write conditional expectations as $\mathbb{E}^h[\cdot]$, rather than $\mathbb{E}[\cdot|H_t = h]$. Each of the perpetual contract values in (3.3) takes the form

$$(4.1) \quad V(h) = \inf_{\tau \geq 0} \mathbb{E}^h \left[\int_0^\tau e^{-ru} c(H_u) du + e^{-r\tau} f(H_\tau) \right]$$

for certain functions $c(h), f(h)$ of the house price. For example, the APRM has $c(h) = \widehat{c}^P \times \min[1, h]$ and $f(h) = \widehat{B}_0^P \min[1, h] + \alpha(h - 1)^+$. The free boundary PDE associated to the optimal timing problem in (4.1)

$$(4.2) \quad \min[\mathcal{L}_H V - rV + c, f - V](h) = 0; \quad h > 0$$

where $(\mathcal{L}_H V)(h) = (1/2)\sigma^2 h^2 V_{hh} + (r - \delta)hV_h$ is the second order operator associated to H . The exercise region is $E := \{V = f\}$, while the continuation region is $C := \{V < f\}$. These regions must be determined, along with the solution V to the PDE.

As usual, continuous and smooth pasting conditions at optimal stopping boundaries are imposed to obtain C^1 solutions amenable to Itô’s formula and hence verification (c.f. [39] for extension of Itô’s formula to C^1 functions). We connect solutions of (4.1), (4.2) using the following verification result, proved in Appendix C.

Proposition 4.1. *Let $V : (0, \infty) \rightarrow \mathbb{R}$ be C^1 , with only a finite number of points where V is not C^2 ,⁷ and such that for all $h > 0$*

$$(4.3) \quad \mathbb{E}^h \left[\int_0^\infty e^{-2ru} H_u^2 V_h(H_u)^2 du \right] < \infty; \quad \lim_{t \rightarrow \infty} e^{-rt} V(H_t) \text{ exists, } \mathbb{P}^h \text{ almost surely.}$$

Let $c, f : (0, \infty) \rightarrow \mathbb{R}$ be continuous non-negative functions, and assume $(0, \infty) = C \cup E$ where C is a finite union of open intervals, and $f \in C^2(V)$ for some open $V \supset E$. Assume further that $\lim_{t \rightarrow \infty} e^{-rt} f(H_t)$ exists \mathbb{P}^h -a.s. for all $h > 0$. Then, if V satisfies (4.2) with $\mathcal{L}_H V - rV + c = 0$ in C and $V = f$ in E , V solves the optimal stopping problem in (4.1) and the optimal stopping time is $\tau^ = \inf \{t \geq 0 \mid H_t \in E\}$.*

The key observation is that the homogeneous ODE $\mathcal{L}_H V - rV = 0$ has general solution

$$(4.4) \quad V(h) = C_1 h^{p_1} + C_2 h^{-p_2}$$

for free constants C_1 and C_2 , where

$$(4.5) \quad \begin{aligned} p_1 &= -\frac{r - \delta - \sigma^2/2}{\sigma^2} + \frac{1}{\sigma^2} \sqrt{(r - \delta - \sigma^2/2)^2 + 2r\sigma^2} > 1; \\ p_2 &= \frac{r - \delta - \sigma^2/2}{\sigma^2} + \frac{1}{\sigma^2} \sqrt{(r - \delta - \sigma^2/2)^2 + 2r\sigma^2} > 0. \end{aligned}$$

We use this fact to obtain explicit solutions to (4.2) for the FRM, ABM, APRM. Before stating our results, we present a very useful identity used repeatedly below

$$(4.6) \quad \frac{1 + p_2}{p_2} \times \frac{p_1 - 1}{p_1} = \frac{\delta}{r}.$$

4.2. FRM. Let us first consider the perpetual FRM where in (4.2) we have

$$c(h) = m^F B_0; \quad f(h) = \min[B_0, h].$$

The functions c, f clearly satisfy the hypotheses of Proposition 4.1 provided B_0 is not a boundary point between the continuation and exercise regions (which we will show). In the continuation region, the general solution to $\mathcal{L}V - rV + c = 0$ is

$$V^F(h) = C_1 h^{p_1} + C_2 h^{-p_2} + \frac{m^F}{r} B_0$$

for to-be-determined constants C_1, C_2 . Here, we will identify two boundaries $h_1 < B_0 < h_2$ such that default occurs optimally for $h \leq h_1$, prepayment occurs optimally for $h \geq h_2$, and continuation occurs within. The solution is obtained by finding (C_1, C_2, h_1, h_2) such that V^F satisfies the continuous and smooth pasting conditions at h_1, h_2 , and $C_1, C_2 < 0$ so that V^F is concave with $V^F(h) \leq \min[h, B_0]$. The following proposition, the proof of which is given in Appendix C, summarizes the solution to V^{FRM} .

⁷Technically, for some $-\infty = a_0 < a_1 < a_2 < \dots < a_N < a_{N+1} = \infty$, V is C^2 on each (a_n, a_{n+1}) , $n = 0, \dots, N$.

Proposition 4.2. V^F has the following action regions and function value

h	$\leq h_1$	$\in (h_1, h_2)$	$\geq h_2$
Action	Default	Continue	Prepay
$V^F(h)$	h	$C_1 h^{p_1} + C_2 h^{-p_2} + \frac{m^F}{r} B_0$	B_0

where $0 < h_1 < B_0 < h_2$ and $C_1, C_2 < 0$ (see Figure 1 for illustrations).

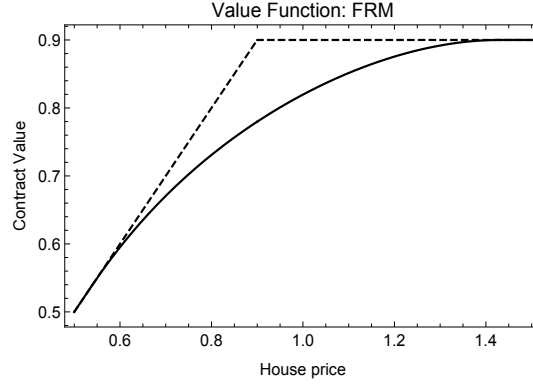


FIGURE 1. The value function $V^F(h)$ of FRM (solid line) versus the payoff function $f(h) = \min(B_0, h)$ (dashed line). The optimal boundaries are $h_1 = 0.54$ and $h_2 = 1.43$. The parameters are given in Section 5.

Remark 4.3. As with all our results in this section, the constants C_1, C_2 and boundaries h_1, h_2 admit explicit or semi-explicit solutions (e.g. as the roots to algebraic equations).

To compute the option values, we must identify $V^{NoDef,F}$ and $V^{NoPP,F}$ from (3.4) and (3.5). As these contracts are “artificial” contracts used to isolate the value of default and prepayment, we will not use the terms “default” and “prepayment”. Rather we will use “stop” and “continue”. Note the respective functions c, f in (4.2) are (NoDef) $c(h) = m^F B_0$, $f(h) = B_0$ and (NoPP) $c(h) = m^F B_0$, $f(h) = h$. These satisfy the assumptions of Proposition 4.1 because $e^{-rt} H_t = e^{-(\delta + \sigma^2/2)t + \sigma W_t} \rightarrow 0$ as $t \rightarrow \infty$. As for the value functions, we have the following result.

Proposition 4.4. For $V^{NoDef,F}$ immediate prepayment is optimal and hence $V^{NoDef,F}(h) = B_0$ for all $h > 0$. For $V^{NoPP,F}$ we have the following action regions and value function

$$(4.7) \quad \begin{array}{c|c|c} h & \leq h_1 & > h_1 \\ \hline \text{Action} & \text{Stop} & \text{Continue} \\ \hline V^{NoPP,F}(h) & h & C_2 h^{-p_2} + \frac{m^F B_0}{r} \end{array}$$

where

$$h_1 = \frac{p_1 - 1}{p_1} \frac{m^F B_0}{\delta}; \quad C_2 = -\frac{1}{p_2} h_1^{1+p_2} < 0.$$

4.3. **ABM.** Next we consider the perpetual ABM where

$$c(h) = m^A \times \min[B_0, h]; \quad f(h) = \min[B_0, h].$$

Here, in the continuation region, $\mathcal{L}V - rV + c = 0$ has solution

$$V^A(h) = \begin{cases} C_1 h^{p_1} + C_2 h^{p_2} + \frac{m^A}{\delta} h, & h < B_0 \\ \tilde{C}_1 h^{p_1} + \tilde{C}_2 h^{p_2} + \frac{m^A}{r} B_0, & h > B_0 \end{cases}$$

where $C_1, C_2, \tilde{C}_1, \tilde{C}_2$ are free constants to be determined together with the optimal prepayment threshold/s using boundary conditions. We recall that default is explicitly ruled out for the ABM, while in the prepayment region $V^A(h) = \min[B_0, h]$. The next proposition characterizes the value function, showing the (surprising) existence of a prepayment region in low housing states, at least when the utility from occupying the house is sufficiently low. Figure 2 illustrates the result.

Proposition 4.5. *The value function V^A is increasing, C^1 and concave.*

(i) *When $m^A \leq \delta$, V^A has action regions*

h	$\leq B_0$	$\in (B_0, h_2)$	$\geq h_2$
Action	Continue	Continue	Prepay
$V^A(h)$	$C_1 h^{p_1} + \frac{m^A}{\delta} h$	$\tilde{C}_1 h^{p_1} + \tilde{C}_2 h^{p_2} + \frac{m^A}{r} B_0$	B_0

where h_2 is the optimal prepayment boundary.

(ii) *When $m^A > \delta$, V^A has action regions*

h	$\leq h_1$	$\in (h_1, B_0]$	$\in [B_0, h_2)$	$\geq h_2$
Action	Prepay	Continue	Continue	Prepay
$V^A(h)$	h	$C_1 h^{p_1} + C_2 h^{p_2} + \frac{m^A}{\delta} h$	$\tilde{C}_1 h^{p_1} + \tilde{C}_2 h^{p_2} + \frac{m^A}{r} B_0$	B_0

where h_1 and h_2 are the optimal prepayment thresholds.⁸

Let us give some intuition for why there is a “lower” prepayment region when $m^A > \delta$, which at first may be surprising, but actually has a clear explanation. Indeed, when $h < B_0$, if the borrower prepays and sells the house he receives $h - \min[B_0, h] = 0$. Conversely, by continuing, on the net, he instantaneously pays $h(m^A - \delta)dt$ where we take into account the utility flow $\delta h dt$. Thus, he has an incentive to prepay. Of course, by prepaying the borrower is giving up the opportunity to prepay in the future, but when the current home price h is very low, the future prepayment is of lesser value. This is why prepayment occurs only when house price falls below some critical threshold $h_1 < B_0$. To determine uniquely the four unknowns $(h_2, C_1, \tilde{C}_1, \tilde{C}_2)$, we impose both continuous and smooth pasting conditions at B_0 and h_2 .

When $m^A \leq \delta$, the instantaneous net payment flow $h(m^A - \delta)dt$ is non-positive so there is no prepayment region below B_0 . More formally, prepaying yields $\min[h, B_0] = h$ which is sub-optimal,

⁸ $C_1, \tilde{C}_1, \tilde{C}_2, h_2$ for $m^A \leq \delta$ need not coincide with $C_1, \tilde{C}_1, \tilde{C}_2, h_2$ for $m^A > \delta$.

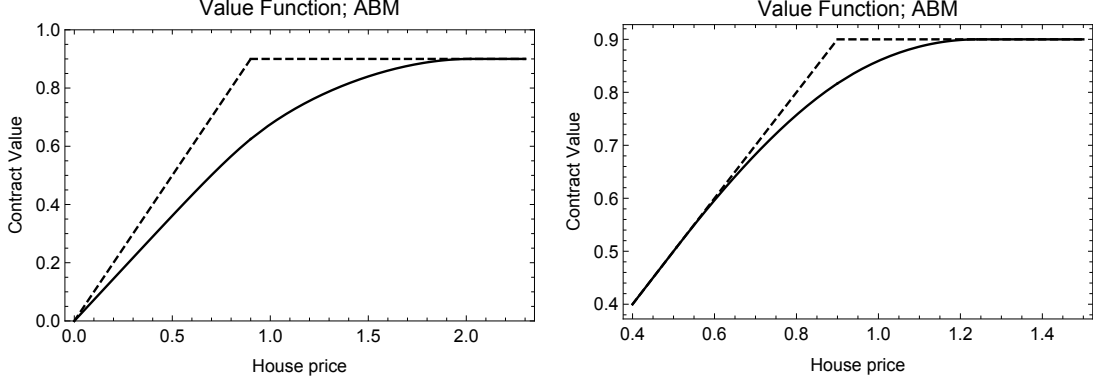


FIGURE 2. The value function $V^A(h)$ of ABM (solid line) versus the payoff function $f(h) = \min(B_0, h)$ (dashed line). Left panel: $m^A = 0.0326 < \delta = 0.045$, the optimal boundary is $h_2 = 2.02$. Right panel: $m^A = 0.0326 > \delta = 0.03$, the optimal boundaries are $h_1 = 0.51$ and $h_2 = 1.24$. Other parameters are given in Section 5.

as continuing forever yields the lower value

$$\mathbb{E}^h \left[\int_0^\infty e^{-ru} m^A \times \min[B_0, H_u] du \right] < m^A \int_0^\infty e^{-ru} \mathbb{E}^h[H_u] du = \frac{m^A}{\delta} h \leq h.$$

To obtain the six unknowns $(h_1, h_2, C_1, C_2, \tilde{C}_1, \tilde{C}_2)$, in this case we impose both continuous and smooth pasting conditions at h_1 , B_0 and h_2 , i.e., providing six equations.

At first glance, the ABM low prepayment region and FRM default region appear similar. However, there is an important difference. For the FRM, the borrower is defaulting, which induces significant foreclosure costs to the bank. For the ABM the borrower is not defaulting, rather she is refinancing, or selling the home. Her desire to prepay is based primarily on cash flow considerations.

That the low prepayment region disappears when $m^A \leq \delta$ provides a key insight into the value of the ABM (and, as we will see, the APRM as well). Having removed the default incentive, the homeowner will remain in the mortgage provided his utility is high enough in comparison to the interest he pays. Especially when this utility is high (e.g he likes the neighborhood or house; rents are expensive; he does not want the negative credit associated to default) the borrower will not prepay at low values, and the bank will not receive the house value in the depressed state.

Recall that the ABM eliminates the default option value. Following (3.6), we can determine the value of the ABM contract excluding prepayments is

$$(4.8) \quad V^{NoPP,A}(h) = \mathbb{E}^h \left[\int_0^\infty e^{-ru} m^A \min[B_0, \ell^A H_u] du \right]$$

that is given in the proposition below.

Proposition 4.6. *For any $h > 0$*

$$V^{NoPP,A}(h) = \begin{cases} C_1 h^{p_1} + \frac{m^A}{\delta} h, & h \leq B_0 \\ \tilde{C}_2 h^{-p_2} + \frac{m^A}{r} B_0, & h > B_0 \end{cases},$$

where

$$C_1 = -\frac{mp_2B_0}{r(p_1+p_2)(p_1-1)}B_0^{-p_1} < 0; \quad \tilde{C}_2 = \frac{mp_1B_0}{r(p_1+p_2)(1+p_2)}B_0^{p_2} < 0.$$

4.4. **APRM.** We lastly consider the perpetual APRM, where

$$(4.9) \quad c(h) = m^P B_0 \min[1, h]; \quad f(h) = B_0 \min[1, h] + \alpha(h-1)^+.$$

In the continuation region, the general solution to $\mathcal{L}V - rV + c = 0$ is

$$V^P(h) = \begin{cases} C_1 h^{p_1} + C_2 h^{-p_2} + \frac{m^P B_0}{\delta} h, & h < 1 \\ \tilde{C}_1 h^{p_1} + \tilde{C}_2 h^{-p_2} + \frac{m^P B_0}{r}, & h > 1 \end{cases}$$

while in the prepayment region $V^P(h) = B_0 \times \min[1, h] + \alpha(h-1)^+$. Before formally presenting the results, we would like to explain what is happening. First, as with the ABM, if $m^P \leq \delta$ there is no low-state prepayment region, while for $m^P > \delta$ a low-state prepayment region emerges. The reasoning for this is the same as for the ABM.

Next, and this is unique to the APRM, there is a threshold α^* such that for $\alpha \geq \alpha^*$ it is never optimal to prepay when $h > 1$, while for $\alpha < \alpha^*$ a high-state prepayment region emerges. Intuitively this is clear, as for α high enough the penalty renders any prepayment benefit moot. Quantitatively, this is justified in the following remark, which also motivates our presentation of results.

Remark 4.7. Let $\alpha > 0$ and consider when $h > 1$. From (4.1) and (4.9) we see that continuing forever ($\tau \equiv \infty$) yields a value dominated by $m^P B_0/r$, while prepaying immediately ($\tau \equiv 0$) gives $B_0 + \alpha(h-1)$. As such, for h large enough immediate prepayment is never optimal, and this leads one to ask if there is an α^* such that $\alpha \geq \alpha^*$ implies it is *never* optimal to prepay when $h > 1$.

To answer this question, let us first assume α yields a high state prepayment region. Thus, there is an $h^* > 1$ such that for $h > h^*$ continuing is optimal (giving $V^P(h) = \tilde{C}_2 h^{-p_2} + mB_0/r$), while for h immediately below h^* prepayment is optimal (giving $V^P(h) = B_0 + \alpha(h-1)$). Smooth pasting and value matching at h^* yield

$$(4.10) \quad h^* = \frac{p_2}{1+p_2} \left(\frac{B_0}{\alpha} \left(\frac{m^P}{r} - 1 \right) + 1 \right).$$

However, $\alpha \geq p_2 B_0(m^P/r - 1)$ implies $h^* \leq 1$, which is a contradiction. Thus, if $\alpha \geq p_2 B_0(m^P/r - 1)$ one never prepays in high states.

For $\alpha < p_2 B_0(m^P/r - 1)$ the situation is more involved. Here, while the right hand side of (4.10) exceeds one, this does not necessarily yield a high state prepayment region. To see this, assume $(1, \infty)$ is in the continuation region, so that $h > 1$ implies $V^P(h) = \tilde{C}_2 h^{-p_2} + m^P B_0/r$, where $\tilde{C}_2 < 0$ (as one may take $\tau \equiv \infty$ in (4.1)). On $(1, \infty)$, the minimal difference between immediate

payoff and this candidate value function is $g(\alpha, -\tilde{C}_2)$ where

$$(4.11) \quad \begin{aligned} g(\alpha; \beta) &:= \inf_{h>1} \left(B_0 + \alpha(h-1) + \beta h^{-p_2} - \frac{m^P B_0}{r} \right), \\ &= \frac{1+p_2}{p_2} (p_2 \beta)^{\frac{1}{1+p_2}} \alpha^{\frac{p_2}{1+p_2}} - \alpha - B_0 \left(\frac{m^P}{r} - 1 \right), \quad \alpha, \beta > 0. \end{aligned}$$

In order for V^P to be the true value function, $g(\alpha, \beta)$ must be non-negative for $\beta = -\tilde{C}_2$. By considering $h \approx 1$ we must have $\beta > B_0(m^P/r - 1)$. Next, writing $\alpha = v p_2 B_0(m^P/r - 1)$ for $0 < v < 1$ and $\beta = u B_0(m^P/r - 1)$ for $u > 1$, calculation shows

$$g(\alpha, \beta) = \tilde{g}(v, u) := B_0 \left(\frac{m^P}{r} - 1 \right) \left((1+p_2) u^{\frac{1}{1+p_2}} v^{\frac{p_2}{1+p_2}} - (1+p_2 v) \right).$$

As $u > 1$ it is clear $\tilde{g}(0, u) < 0$, $\tilde{g}(1, u) > 0$ and $v \rightarrow \tilde{g}(v, u)$ is strictly increasing. This gives a unique $\alpha^* \in (0, p_2 B_0(m^P/r - 1))$ such that for $\alpha < \alpha^*$, continuing everywhere on $(1, \infty)$ is not optimal, as the immediate payoff does not uniformly dominate the candidate value function. But, for $\alpha \geq \alpha^*$ it is optimal as the candidate value function is below the immediate payoff.

As \tilde{C}_2 is determined by value matching and smooth pasting at $h = 1$, it depends on what is taking place for low house states, and will change if $m^P \leq \delta$ or $m^P > \delta$. Thus, the threshold α^* changes as well. In fact, if m^P exceeds

$$(4.12) \quad m^* := \frac{p_1}{p_1 - 1} \delta > \delta$$

then $\alpha^* \geq B_0$, which is unrealistic (typical values for α are 5% while typical down-payments are 80%). Therefore, when $m^P \geq m^*$ we will only present results for $\alpha < B_0$. Lastly, numerical examples show when $m^P < m^*$, the threshold α^* is not very high (e.g. 2% – 3%). As such, the prepayment penalty essentially locks the borrower into his loan.

Motivated by the above, we split the APRM into three cases, given in the next three propositions. At most, there will be three optimal prepayment boundaries. We will denote the one below $h = 1$ by h_1 , and two boundaries above $h = 1$ by h_2 and h_3 . Of course, even though we use the same notation for these boundaries, in general they do not coincide across different cases.

First, assume $m^P \leq \delta$ and define

$$(4.13) \quad \beta_1 := \frac{p_1 - 1}{p_2(p_1 + p_2)} \frac{m^P B_0}{\delta} > B_0 \left(\frac{m^P}{r} - 1 \right)$$

where the inequality follows from (4.6). Then, we have the following proposition (illustrated by Figure 3)

Proposition 4.8. *Assume $m^P \leq \delta$ and define α^* as in Remark 4.7 for $\beta = \beta_1$.*

(i) *When $\alpha < \alpha^*$ the action regions and value function are*

h	< 1	$\in [1, h_2)$	$\in [h_2, h_3]$	$> h_2$
Action	Continue	Continue	Prepay	Continue
$V^P(h)$	$C_1 h^{p_1} + \frac{m^P B_0}{\delta} h$	$\tilde{C}_1 h^{p_1} + \tilde{C}_2 h^{-p_2} + \frac{m^P B_0}{r}$	$B_0 + \alpha(h-1)$	$\tilde{C}_2 h^{-p_2} + \frac{m^P B_0}{r}$

where the constants $C_1, \tilde{C}_1, \tilde{C}_2, \check{C}_2$ are all negative and h_2, h_3 are optimal prepayment boundaries.

(ii) When $\alpha \geq \alpha^*$ the action regions and value function are

h	< 1	> 1
Action	Continue	Continue
$V^P(h)$	$K_1 h^{p_1} + \frac{m^P B_0}{\delta} h$	$\tilde{K}_2 h^{-p_2} + \frac{m^P B_0}{r}$

where the constants K_1, \tilde{K}_2 are all negative.

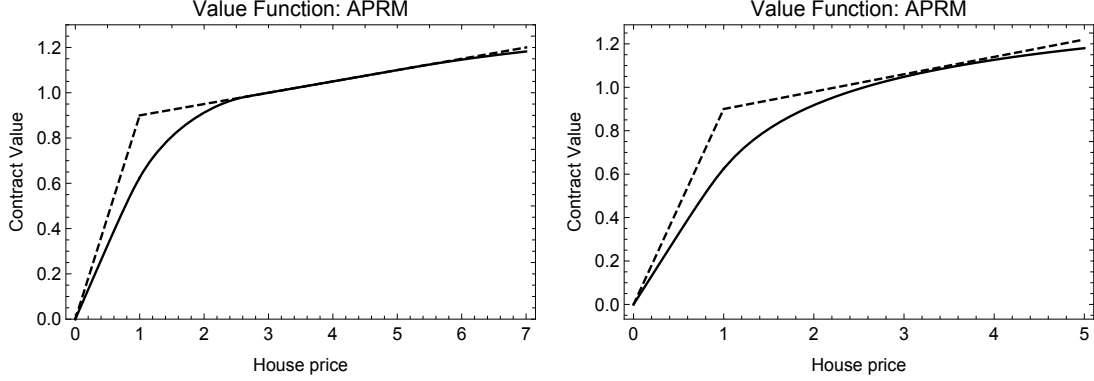


FIGURE 3. The value function $V^P(h)$ of APRM (solid line) versus the payoff function $f(h) = \min(B_0, h)$ (dashed line) when $m^P \leq \delta$. Left panel: $\alpha = 0.05 < \alpha^*$, the optimal boundaries are $h_2 = 2.67$ and $h_3 = 5.22$. Right panel: $\alpha = 0.08 > \alpha^*$, it is never optimal to prepay. The parameter values are $m^P = 0.0326$, $\delta = 0.045$ and other values are given in Section 5.

Second, we assume $\delta < m^P < m^*$. Let us define

$$(4.14) \quad \beta_2 := \frac{p_1 - 1}{p_1 + p_2} \frac{m^P B_0}{\delta} \left(\frac{1}{p_2} + p_1^{\frac{1+p_2}{p_1-1}} \left(1 - \frac{\delta}{m^P} \right)^{\frac{p_1+p_2}{p_1-1}} \right).$$

Here, using that $\delta < m^P < m^*$, a lengthy calculation shows $\beta_2 > B_0(m^P/r - 1)$. With this

Proposition 4.9. Assume $\delta < m^P < m^*$, define m^* from (4.12), and define α^* from Remark 4.7 using $\beta = \beta_2$ in (4.14).

For (i) $\alpha < \alpha^*$ the action regions and value functions are

(4.15)

h	$\leq h_1$	$\in (h_1, 1]$	$\in [1, h_2)$	$\in [h_2, h_3]$	$> h_3$
Action	Prepay	Continue	Continue	Prepay	Continue
$V^P(h)$	$B_0 h$	$C_1 h^{p_1} + C_2 h^{-p_2} + \frac{m^P B_0}{\delta} h$	$\tilde{C}_1 h^{p_1} + \tilde{C}_2 h^{-p_2} + \frac{m^P B_0}{r}$	$B_0 + \alpha(h - 1)$	$\check{C}_2 h^{-p_2} + \frac{m^P B_0}{r}$

where the constants $C_1, C_2, \tilde{C}_1, \tilde{C}_2, \check{C}_2$ are all negative, and h_1, h_2, h_3 are optimal prepayment boundaries.

For (ii) $\alpha \geq \alpha^*$ the action regions and value function are

h	$\leq h_1$	$\in (h_1, 1]$	> 1
Action	Prepay	Continue	Continue
$V^P(h)$	$B_0 h$	$K_1 h^{p_1} + K_2 h^{-p_2} + \frac{m^P B_0}{\delta} h$	$\tilde{K}_2 h^{-p_2} + \frac{m^P B_0}{r}$

where the constants K_1, K_2, \tilde{K}_2 are all negative, and h_1 is the optimal prepayment boundary.

See Figure 4 for illustrations.

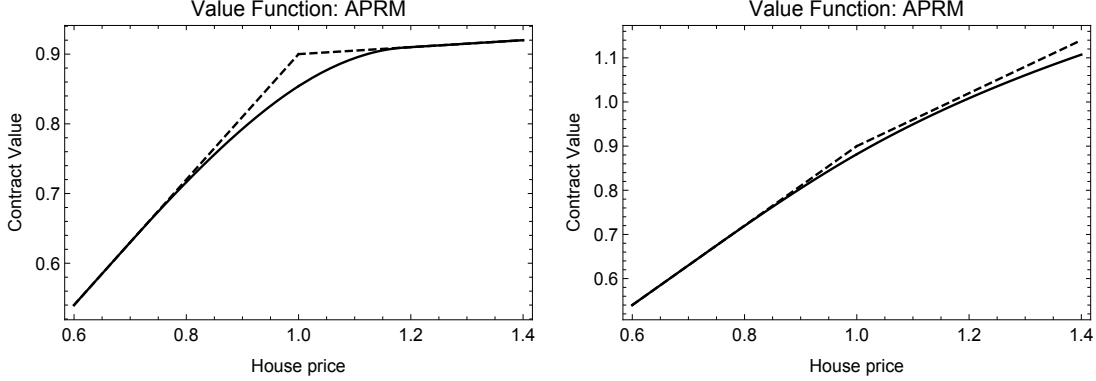


FIGURE 4. The value function $V^P(h)$ of APRM (solid line) versus the payoff function $f(h) = \min(B_0, h)$ (dashed line) when $\delta < m^P < m^*$. Left panel: $\alpha = 0.05 < \alpha^*$, the optimal boundaries are $h_1 = 0.65$, $h_2 = 1.2$ and $h_3 = 5.22$. Right panel: $\alpha = 0.6 > \alpha^*$, the optimal boundary is $h_1 = 0.75$. The parameter values are $m^P = 0.047$, $\delta = 0.045$, and other values are given in Section 5.

We conclude with the $m^P \geq m^*$ case. As mentioned above, this forces $\alpha^* \geq B_0$ which is not relevant or reasonable. Therefore, we present results for $\alpha < B_0$ and here there is always a high-state prepayment region. This leads to the following

Proposition 4.10. *Assume $m^P \geq m^*$ and $\alpha < B_0$. Then, the action regions and value function are*

h	$\leq h_1$	$\in (h_1, 1]$	$\in [1, h_2)$	$\in [h_2, h_3]$	$> h_3$
Action	Prepay	Continue	Continue	Prepay	Continue
$V^P(h)$	$B_0 h$	$C_1 h^{p_1} + C_2 h^{-p_2} + \frac{m^P B_0 h}{\delta}$	$\tilde{C}_1 h^{p_1} + \tilde{C}_2 h^{-p_2} + \frac{m^P B_0}{r}$	$B_0 + \alpha(h - 1)$	$\tilde{C}_2 h^{-p_2} + \frac{m^P B_0}{r}$

where the constants $C_1, C_2, \tilde{C}_1, \tilde{C}_2, \tilde{C}_2$ are all negative, and h_1, h_2, h_3 are optimal prepayment boundaries (see Figure 5 for illustrations).

Recall that the APRM eliminates the default option value. To compute the prepayment option value, we must identify $V^{NoPP,P}$ from (3.6), which specifies to

$$(4.17) \quad V^{NoPP,P}(h) = \mathbb{E}^h \left[\int_0^\infty e^{-ru} m^P B_0 \min[1, H_u] du \right].$$

To this end, we have

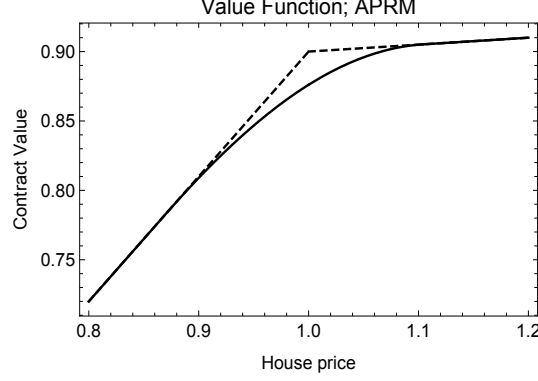


FIGURE 5. The value function $V^P(h)$ of APRM (solid line) versus the payoff function $f(h) = \min(B_0, h)$ (dashed line) when $m^P > m^*$. The optimal boundaries are $h_1 = 0.87$, $h_2 = 1.1$ and $h_3 = 14.23$. The parameter values are $m^P = 0.06$, $\delta = 0.045$, $\alpha = 0.05$, and other values are given in Section 5.

Proposition 4.11. *For any $h > 0$*

$$V^{NoPP,P}(h) = \begin{cases} C_1 h^{p_1} + \frac{m^P B_0}{\delta} h, & h \leq 1 \\ \tilde{C}_2 h^{-p_2} + \frac{m^P B_0}{r}, & h > 1 \end{cases}$$

where

$$C_1 = -\frac{1+p_2}{p_1(p_1+p_2)} \frac{m^P B_0}{\delta} < 0; \quad \tilde{C}_2 = -\frac{p_1-1}{p_2(p_1+p_2)} \frac{m^P B_0}{\delta} < 0.$$

4.5. Foreclosure Costs and Endogenous Spreads. To gain a clearer picture of ABM and APRM's effectiveness, we now account for foreclosure costs. Indeed, should the borrower default at time τ , the bank typically receives far less than the home price H_τ , due to both direct and indirect foreclosure costs which may be 30 – 40% of the home value ([10, 4]), and the primary reason the ABM and APRM have been proposed as beneficial to the banks is that despite the lower payment rates and outstanding balances, they are competitive with the traditional FRM when one accounts for foreclosure costs.

We assume that upon default of the FRM at time τ , there is a fractional loss ϕ incurred by the bank, so that the bank receives $(1-\phi)H_\tau$. The borrower does not account for ϕ , so it will not affect the optimal default time⁹. Proposition 4.2 implies the optimal stopping time, for a given starting house price level h , is $\tau(h) = \inf \{t \geq 0 \mid H_t \leq h_1 \text{ or } H_t \geq h_2\}$ with default at h_1 and prepayment at h_2 . Therefore, the FRM has foreclosure-adjusted value

$$\begin{aligned} V_\phi^F(h) &= \mathbb{E}^h \left[\int_0^{\tau(h)} e^{-ru} m^F B_0 du + e^{-r\tau(h)} ((1-\phi)h_1 1_{\tau_1(h) < \tau_2(h)} + B_0 1_{\tau_1(h) > \tau_2(h)}) \right] \\ &= V^F(h) - \phi h_1 \mathbb{E}^h \left[e^{-r\tau_1(h)} 1_{\tau_1(h) < \tau_2(h)} \right] \end{aligned}$$

⁹One can allow τ to depend on ϕ by changing the action payoff from $\min[B_0, H_\tau]$ to $\min[B_0, (1-\phi)H_\tau]$ and Proposition 4.2 goes through with minor adjustments. Our perspective is that ϕ should not change the default time.

for $h > 0$, where $\tau_1(h)$ and $\tau_2(h)$ are the first hitting times to h_1 and h_2 , respectively, given $H_0 = h$. For $h \geq h_2$ where immediate prepayment is optimal (respectively, $h \leq h_1$ where immediate default is optimal), the foreclosure adjusted value function becomes $V_\phi^F(h) = B_0$ (respectively, $V_\phi^F(h) = (1 - \phi)h$). For $h \in (h_1, h_2)$, the function $u(h) := \mathbb{E}^h [e^{-r\tau_1(h)} 1_{\tau_1(h) \leq \tau_2(h)}]$ satisfies the ODE $\mathcal{L}u - ru = 0$ with $u(h_1) = 1$ and $u(h_2) = 0$. As such, it admits the explicit solution

$$u(h) = \left(\frac{h_1}{h}\right)^{p_2} \frac{h_2^{p_1+p_2} - h^{p_1+p_2}}{h_2^{p_1+p_2} - h_1^{p_1+p_2}}$$

so that

$$(4.18) \quad V_\phi^F(h) = V^F(h) - \phi h_1^{1+p_2} h^{-p_2} \frac{h_2^{p_1+p_2} - h^{p_1+p_2}}{h_2^{p_1+p_2} - h_1^{p_1+p_2}}$$

for $h \in (h_1, h_2)$. Using (4.18) we can identify the equivalent foreclosure proportional costs $\phi^A = \phi^A(h)$ and $\phi^P = \phi^P(h)$ which, for fixed contract rates m^F, m^A, m^P , equate the adjusted FRM value $V_\phi^F(h)$ with the respective ABM and APRM values $V^A(h)$ and $V^P(h)$. This in turn will tell us how large foreclosure costs need to be before the proposed contracts outperform the FRM.

A second way of comparing the contracts' performance accounting for foreclosure costs is to identify endogenous mortgage rates. Here, for a given foreclosure percentage cost ϕ and FRM contract rate m^F , one seeks rates m^A and m^P for which all three contracts have the same value. More precisely, if we think of the contract value as a function of both the house price and mortgage rate, then we use (4.18) to seek $m^A(\phi)$ and $m^P(\phi)$ such that

$$V_\phi^F(h, m^F) = V^A(h, m^A(\phi)) = V^P(h, m^P(\phi))$$

and identify the endogenous spread (in bps) as

$$(4.19) \quad \mathfrak{s}^A(\phi) := 10,000 \times (m^A(\phi) - m^F); \quad \mathfrak{s}^P(\phi) := 10,000 \times (m^P(\phi) - m^F).$$

5. Numerical Analysis

We now perform a numerical analysis and comparison of the three contracts. The interest rate is $r = 1.7825\%$ (1-month US Libor as of July 9, 2020) and a baseline mortgage rate of $m_0 = 3.26\%$ (Mortgage Banker's Association 30 fixed rate as of July 3, 2020). The initial balance is $B_0 = 0.9$ (10% down-payment). We take $\sigma = 11.25\%$, which is the average of the "normal" and "recession" volatility estimates in [21]. For δ we choose two values: $\delta = 4.5\%$ and $\delta = 7\%$. These values combine the 2% benefit rate and 5% rental cost rate of [34], using either all or half of the rental cost rate. Lastly, we take $\alpha = 5\%$ (the value suggested in [35, 36]), but sometimes we will show results for $\alpha = 1\%$ as a low penalty alternative for comparison purposes.

As summarized in the introduction, our main findings are

- (1) The APRM contract value is insensitive to the capital gain sharing proportion α because, even for small α , high state prepayment is virtually eliminated. Therefore, it is difficult to allow for endogenous α as one cannot invert the contract value in α .

- (2) For a given common contract rate, the APRM has a lower value than the ABM, even ignoring the capital gain sharing feature, because the APRM lowers payments once H falls below 1, rather than once H falls below B_0 .
- (3) Depending on the benefit rate δ , for relatively low foreclosure costs, the ABM may be more valuable than the FRM in low house price states even at a common contract rate. Furthermore, for all δ the ABM has a lower equivalent foreclosure cost than the APRM. For example, foreclosure costs which equate the ABM and FRM contracts range from 25% – 35% (low utility) to 60% – 80% (high utility). For the APRM, the equivalent foreclosure costs are 35% – 55% and 60% – 95%, respectively.
- (4) For observed foreclosure costs (e.g. 30% – 35%) the endogenous spread of the ABM is lower than that for the APRM, but both increase substantially with the utility rate δ . For example, with low utilities and 35% foreclosure costs, the ABM spread is 9.5 bp, while the APRM spread is 37 bp. For large utility, the spreads increase to 105 and 145 bp, respectively.

Remark 5.1. Item (4) above implies the ABM could be effectively marketed, even when the benefit rate is high. Indeed, for a “low” spread of 1% over the traditional FRM, the ABM will ensure the depositor is never underwater. As the benefit from remaining in the house is large relative to her mortgage rate, the borrower will not prepay the mortgage at low price values. Thus, the borrower gets default protection, and the bank gets a fairly valued mortgage, with little to no possibility of receiving the house in low house price states. In view of the insensitivity of the APRM contract value to the sharing penalty α , we conclude the ABM is more effective at preventing ruthless defaults; being palatable to the borrower; and not introducing unexpected prepayment behaviors.

We begin our numerical experiments by investigating the effect of α upon the APRM contract value. Here, Figure 6 shows the map $\alpha \rightarrow V^P(H_t; \alpha)$ for three different values of H_t , at a future time $t > 0$, and using $m^P = m_0$ (recall that $H_0 = 1$ and in the perpetual case, the contract value depends on time only through H). Here we see that α has a minimal effect on the contract value, with V^P only visibly increasing in α in the high house state/low benefit rate case. This is because if α exceeds the threshold α^* from Propositions 4.8 and 4.9 ($\alpha^* = 7.66\%$ for low δ and $\alpha^* = 1.4\%$ for high δ), the borrower never prepays the APRM when $h > 1$, and hence the contract value is constant in α . However, even for α below α^* , the high state prepayment boundary h_2 for the APRM is large enough to ensure a minimal dependence of the contract value on α . Therefore, we see that a) in the high utility case, the threshold α^* above which α has no effect on the contract value is very small, and b) in all cases, even below α^* the contract value is essentially insensitive to α .

We next identify equivalent foreclosure costs for a common contract rate $m_0 = m^F = m^A = m^P$. Here, Figure 7 plots maps $H_t \rightarrow \phi^A(H_t)$ and $H_t \rightarrow \phi^P(H_t)$ at some future time $t > 0$ for house prices below the initial $H_0 = 1$. First, we note that the equivalent foreclosure rates are relatively insensitive to the house price. Second, equivalent foreclosure costs are small in the low benefit case. For example, when $\delta = 4.5\%$, the ABM becomes more valuable than the FRM once foreclosure costs

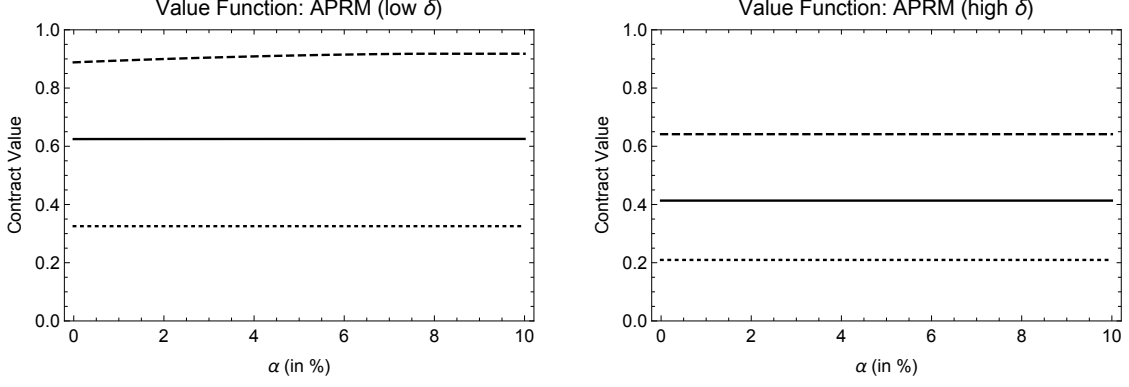


FIGURE 6. The map $\alpha \rightarrow V^P(H_t; \alpha)$ for $H_t = 0.5$ (dotted), $H_t = 1$ (solid) and $H_t = 2$ (dashed) at some time $t > 0$ with $\delta = 4.5\%$ (left) and $\delta = 7\%$ (right).

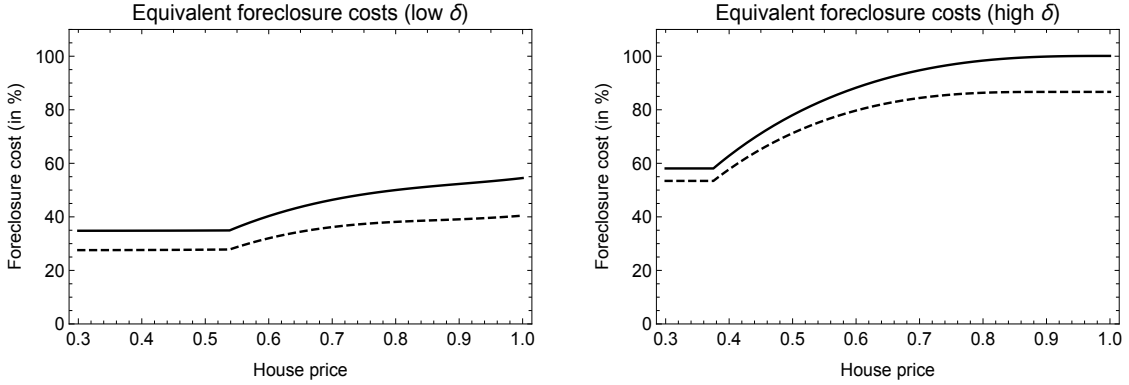


FIGURE 7. Equivalent foreclosure costs (in %) for ABM (dashed) and APRM ($\alpha = 5\%$) (solid) as a function of the house price H_t at some time $t > 0$ with $\delta = 4.5\%$ (left) and $\delta = 7\%$ (right).

approach 30% of the home value. The APRM fares worse, with equivalent costs in the 40% – 50% range, but nevertheless both contracts outperform at the observed foreclosure costs of [4, 10]. For $\delta = 7\%$, foreclosure costs must be very high before the ABM and APRM contracts are competitive. Here, the larger benefit the homeowner obtains through home-ownership induces her to remain in the house. As such, the lower payment rate dominates, reducing the ABM and APRM contract values. Lastly, the flat region in the $\delta = 4.5\%$ case is where immediate default is the optimal FRM strategy. This gives $V^F(h) = h$. While the ABM and APRM (because $m_0 < \delta$) continue for all low house states, it follows from the formulas that $V^A(h) \approx m_0 h / \delta$ and $V^P(m) \approx m_0 B_0 h / \delta$ when $h \approx 0$. Thus, $\phi^A(h) \approx 1 - m_0 / \delta$ and $\phi^P(h) \approx 1 - m_0 B_0 / \delta$ for $h \approx 0$. The plot for $\delta = 7\%$ case has this feature as well.

While providing an interesting viewpoint for the ABM and APRM, identifying equivalent foreclosure costs for a common mortgage rate does not really equate the contract values, as foreclosure costs are both exogenous and fixed for a given locale (though varying widely across the United

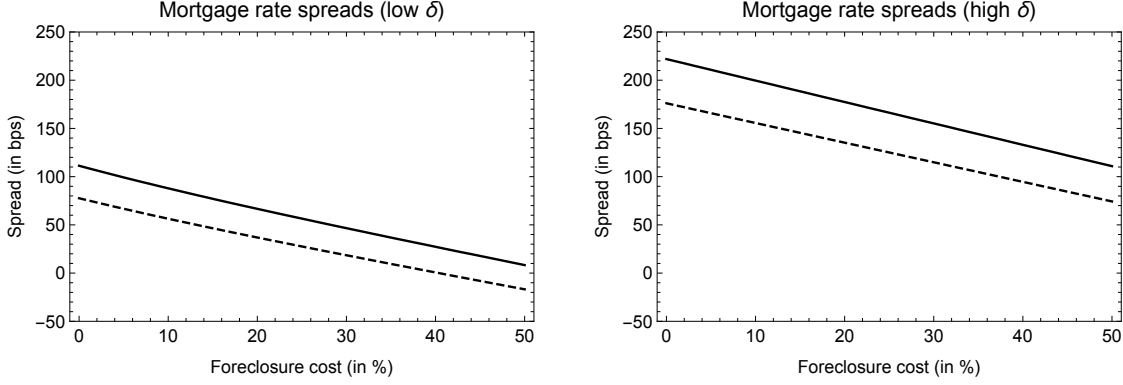


FIGURE 8. Endogenous mortgage rate spreads (in basis points) at $t = 0$, as a function of the foreclosure cost for ABM (dashed) and APRM ($\alpha = 5\%$) (solid) for $\delta = 4.5\%$ (left) and $\delta = 7\%$ (right).

States). Therefore, we turn to a second method for equating the contracts: identifying for a fixed foreclosure cost, the mortgage rate spread which equates ABM and APRM values to FRM value.

Figure 8 plots the maps $\phi \rightarrow \mathfrak{s}^A(\phi)$ and $\phi \rightarrow \mathfrak{s}^P(\phi)$ at $H_0 = 1$ for the spreads $\mathfrak{s}^A, \mathfrak{s}^P$ from (4.19). For example, in the case of $\delta = 4.5\%$, if foreclosure costs are 30% of the home value, then the ABM contract need only offer a spread of 19 basis points before it has the same value as the FRM, while the APRM must offer a higher spread of 47 basis points. For costs above 40% the ABM can actually offer a lower mortgage rate than the FRM. For $\delta = 7\%$ the spreads dramatically increase, with the ABM needing to offer 115 basis points and the APRM 156 basis points.

We conclude this section by analyzing the value functions, prepayment options, and action boundaries. In light of the discussion above, we set the ABM and APRM contract rates to ensure that at origination (when $H_0 = 1$) the contracts have the same value as the FRM (with contract rate $m_0 = 3.26\%$) assuming 35% foreclosure costs (c.f. [24, 10, 4]). This gives the contract rates

$$(5.1) \quad \begin{array}{llll} m^F = 3.26\%; & m^A(35\%) = 3.36\%; & m^P(35\%) = 3.63\% & (\delta = 4.5\%) \\ m^F = 3.26\%; & m^A(35\%) = 4.31\%; & m^P(35\%) = 4.7\% & (\delta = 7\%) \end{array}$$

Figure 9 plots the values of contracts as a function of the house price H_t at some future time $t > 0$. The ABM and APRM have the rates above, and the FRM accounts for the 35% foreclosure cost. To interpret this plot, recall that we have normalized the index at $t = 0$ so that $H_0 = 1$. Here, we see a very nice fact: we have determined m^A, m^P to equate the value functions at $h = 1$ but the value functions are actually not too distant from each other across a wide range of h , especially for low δ .

Figure 9 also displays that the mortgage value decreases with δ . Intuitively this is clear: once the default incentive is removed, the higher utility the borrower obtains from owning the house, the less likely she will be ready to prepay. As such the payment rate comprises the bulk of the mortgage value, and this payment rate is lowered for the ABM and APRM both by construction and since H decreases with δ .

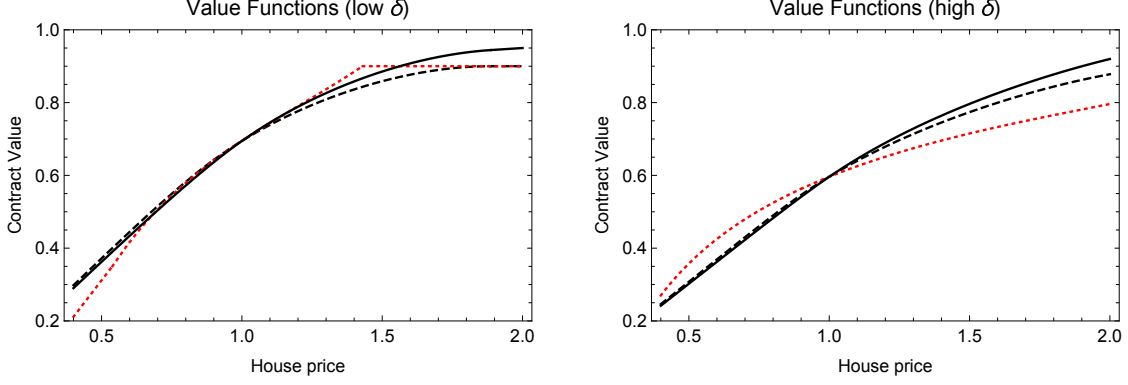


FIGURE 9. Value functions for FRM (red dotted, adjusted for foreclosure costs), ABM (black dashed), and APRM ($\alpha = 5\%$) (black solid) as a function of the house price H_t at some time $t > 0$ for $\delta = 4.5\%$ (left) and $\delta = 7\%$ (right). The foreclosure cost is 35%, mortgage rates are given in (5.1). Note different y axis scaling.

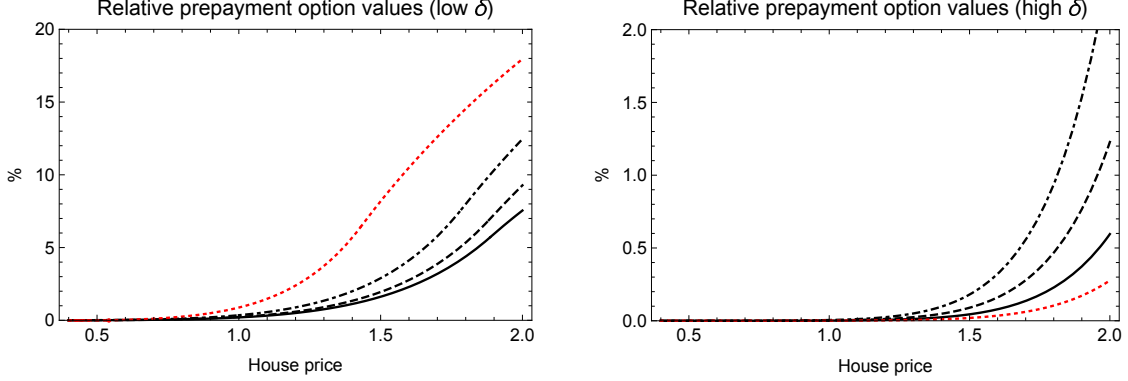


FIGURE 10. Relative prepayment option values $100 \times (V^{NoPP} - V)/V$ for FRM (red dotted), ABM (black dashed), APRM ($\alpha = 1\%$) (black dot-dashed), and APRM ($\alpha = 5\%$) (black solid) as a function of the house price H_t at some time $t > 0$ with $\delta = 4.5\%$ (left) and $\delta = 7\%$ (right). The contract rates are given in (5.1) and when $\alpha = 1\%$ the rates are $m^P(35\%) = 3.64\%$ for $\delta = 4.5\%$ and $m^P(35\%) = 4.7\%$ for $\delta = 7\%$. Note the different scaling on the y axis.

The ABM and APRM remove the default incentive. To gain an understanding of how valuable prepayments are, in Figure 10, we plot the relative prepayment option values for the FRM, ABM and APRM.¹⁰ First, note that in the large δ case, for all contracts the prepayment option is basically 0 unless the house price is very large. This is because a large benefit rate δ makes living in the house preferable to prepaying except when the house price is large.

For low δ , the prepayment option values for both the ABM and APRM are lower than for the FRM. This can be explained by Figure 11 below that plots the optimal action boundaries as a

¹⁰For any contract, the relative prepayment option value is $100 \times (V^{NoPP} - V)/V$.

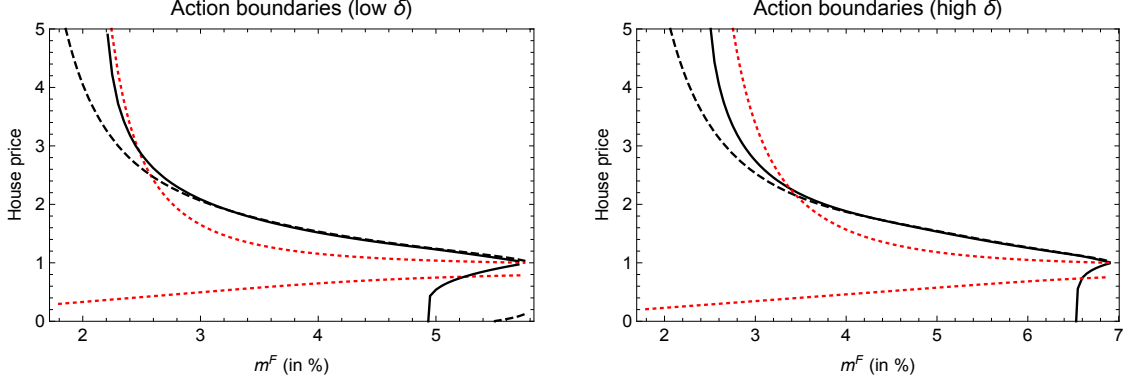


FIGURE 11. Action boundaries for FRM (red dotted), ABM (black dashed), APRM ($\alpha = 5\%$) (black solid) as a function of the FRM mortgage rate m^F for $\delta = 4.5\%$ (left) and $\delta = 7\%$ (right). Contract rates m^A and m^F are set to equate contract values at $H_0 = 1$ and 35% foreclosure costs for a given FRM rate m^F . For the FRM, the upper curve is the prepayment boundary and lower curve is the default boundary. For the ABM and APRM both curves are prepayment boundaries, with continuation in the middle. In the right plot, the ABM has no low state prepayment boundary.

function of the contract rate. Here, we vary the FRM rate m^F over (r, \bar{m}^F) , where \bar{m}^F is the largest m^F for which immediate prepayment is not the optimal policy at initiation ($t = 0, H_0 = 1$). The maximum rate \bar{m}^F takes the values 5.75% and 6.91% for $\delta = 4.5\%$ and $\delta = 7\%$, respectively. Then, for each $m^F \in (r, \bar{m}^F)$, we identify the associated m^A and m^p which equate the contract values assuming foreclosure costs of $\phi = 35\%$ and we plot the optimal stopping boundaries (constant in the perpetual case) for all three contracts at their respective rates. Note for the FRM that the lower boundary is a default boundary, while for the ABM and APRM the lower boundary is a low-state prepayment boundary.

Figure 11 explains why the ABM and APRM prepayment option values are less than for the FRM for $\delta = 4.5\%$ (at least at $m^F = m_0 = 3.26\%$). Indeed, under the ABM and APRM contracts one waits longer to prepay than under the FRM. In fact, as the high state prepayment boundaries for the ABM and APRM essentially coincide at $m^F = 3.26\%$ the difference in the relative prepayment option values is entirely attributable to the penalty α . Lastly, note in Figure 11 there is a large state prepayment boundary h_3 for the APRM when m^F high enough to ensure $\alpha = 5\% < \alpha^*$. However, it does not appear in the pictures because it is on the order of $6B_0 - 15B_0$ and for all practical purposes, is irrelevant.

6. Conclusion

In this article, we consider recently proposed mortgage contracts which aim to eliminate the negative effects due to underwater default. In a continuous time model with diffusive house prices,

constant interest rates, and in the limit of a long maturity, we provide explicit solutions for the contracts' values, assuming a worst-case approach to valuation. We show that capital sharing features are ineffective, and to the extent that they make as few adjustments as possible while still ensuring the borrower is never underwater, the contracts become competitive with the traditional fixed rate mortgage at observed foreclosure costs and relatively low spreads. While low-state prepayments are theoretically possible, provided the borrower receives sufficient utility living in the house (alternatively, that the costs associated to default such as rents and downward credit adjustments are sufficiently high), low-state prepayment does not occur. For future study, we aim to extend theoretical results to stochastic interest rates, allow for a richer set of borrower strategic behaviors, and to incorporate basis risk between the observed local house price index value, and the (partially) observed "true" house value.

REFERENCES

- [1] B. W. AMBROSE AND R. J. BUTTIMER JR, *The adjustable balance mortgage: Reducing the value of the put*, Real Estate Economics, 40 (2012), pp. 536–565.
- [2] B. W. AMBROSE AND C. A. CAPONE JR, *Cost-benefit analysis of single-family foreclosure alternatives*, The Journal of Real Estate Finance and Economics, 13 (1996), pp. 105–120.
- [3] G. AMROMIN, J. HUANG, C. SIALM, AND E. ZHONG, *Complex Mortgages*, Review of Finance, 22 (2018), pp. 1975–2007.
- [4] F. ANDERSSON AND T. MAYOCK, *Loss severities on residential real estate debt during the great recession*, Journal of Banking & Finance, 46 (2014), pp. 266–284.
- [5] N. BHUTTA, H. SHAN, AND J. DOKKO, *The depth of negative equity and mortgage default decisions*, Federal Reserve Board of Governors, (2010).
- [6] J. Y. CAMPBELL, N. CLARA, AND J. F. COCCO, *Structuring mortgages for macroeconomic stability*, Available at SSRN 3135366, (2018).
- [7] J. Y. CAMPBELL AND J. F. COCCO, *Household risk management and optimal mortgage choice*, The Quarterly Journal of Economics, 118 (2003), pp. 1449–1494.
- [8] ———, *A model of mortgage default*, tech. rep., National Bureau of Economic Research, 2011.
- [9] ———, *A model of mortgage default*, The Journal of Finance, 70 (2015), pp. 1495–1554.
- [10] J. Y. CAMPBELL, S. GIGLIO, AND P. PATHAK, *Forced sales and house prices*, American Economic Review, 101 (2011), pp. 2108–31.
- [11] CASE-SHILLER INC., *S&P CoreLogic Case-Shiller Home Price Indices*, 2018. <https://us.spindices.com/index-family/real-estate/sp-corelogic-case-shiller>.
- [12] Y. CHEN, M. CONNOLLY, W. TANG, AND T. SU, *The value of mortgage prepayment and default options*, Journal of Futures Markets, 29 (2009), pp. 840–861.
- [13] G. DE ROSSI AND T. VARGIOLU, *Optimal prepayment and default rules for mortgage-backed securities*, Decisions in Economics and Finance, 33 (2010), pp. 23–47.
- [14] Y. DENG, J. M. QUIGLEY, AND R. VAN ORDER, *Mortgage terminations, heterogeneity and the exercise of mortgage options*, Econometrica, (2000), pp. 275–307.
- [15] DFSNY, *New york department of financial services foreclosure timeline*, Department of Financial Services in New York, (2019). <https://www.dfs.ny.gov/consumer/hetptimeline.htm>.
- [16] J. DUCA, *Subprime mortgage crisis 2007 - 2010*, Federal Reserve Bank of Dallas, (2013). https://www.federalreservehistory.org/essays/subprime_mortgage_crisis.

- [17] K. B. DUNN AND J. J. MCCONNELL, *A comparison of alternative models for pricing gnm mortgage-backed securities*, Journal of Finance, 36 (1981), pp. pp. 471–484.
- [18] J. EBERLY AND A. KRISHNAMURTHY, *Efficient credit policies in a housing debt crisis*, Brookings Papers on Economic Activity, 2014 (2014), pp. 73–136.
- [19] A. ESTES, *Rescuer or predator? roxbury nonprofit that loans money to distressed homeowners faces lawsuit from clients*, The Boston Globe, (2020).
- [20] FHFA, *Federal housing finance agency house price index*, FHFA Reports, (2020). <https://www.fhfa.gov/AboutUs/reportsplans/Pages/Mortgage-Market-Reports.aspx>.
- [21] D. GREENWALD, T. LANDVOIGT, AND S. VAN NIEUWERBURGH, *Financial fragility with sam?*, MIT Sloan Research Paper, (2018).
- [22] K. GUMBINGER, *Option ARMs: A 'negative' option explained (pay option ARMs)*, HSH Online Research, (2010).
- [23] A. M. GUREN, A. KRISHNAMURTHY, AND T. J. MCQUADE, *Mortgage design in an equilibrium model of the housing market*, tech. rep., National Bureau of Economic Research, 2018.
- [24] D. HATCHER, *Foreclosure alternatives: A case for preserving homeownership*, Profitwise News and Views, (2006), pp. 1–4.
- [25] A. J. JAFFE AND J. M. SHARP, *Contract theory and mortgage foreclosure moratoria*, The journal of real estate finance and economics., 12 (1996).
- [26] C. JONES AND X. CHEN, *Optimal mortgage prepayment under the Cox-Ingersoll-Ross model*, SIAM J. Financial Math., 7 (2016), pp. 552–566.
- [27] A. KALOTAY, *The case for the ratchet mortgage*, in Presentation at the Mortgage Contract Design Conference, Federal Reserve Bank of New York, 2015.
- [28] A. KALOTAY, D. YANG, AND F. J. FABOZZI, *An option-theoretic prepayment model for mortgages and mortgage-backed securities*, International Journal of Theoretical and Applied Finance, 7 (2004), pp. 949–978.
- [29] J. B. KAU AND D. C. KEENAN, *An overview of the option-theoretic pricing of mortgages*, Journal of housing research, 6 (1995), p. 217.
- [30] J. B. KAU, D. C. KEENAN, W. J. MULLER, AND J. F. EPPERSON, *A generalized valuation model for fixed-rate residential mortgages*, Journal of money, credit and banking, 24 (1992), pp. 279–299.
- [31] J. B. KAU, D. C. KEENAN, W. J. MULLER III, AND J. F. EPPERSON, *Option theory and floating-rate securities with a comparison of adjustable-and fixed-rate mortgages*, Journal of business, (1993), pp. 595–618.
- [32] ———, *The valuation at origination of fixed-rate mortgages with default and prepayment*, The Journal of Real Estate Finance and Economics, 11 (1995), pp. 5–36.
- [33] B. J. KEYS, D. G. POPE, AND J. C. POPE, *Failure to refinance*, Journal of Financial Economics, 122 (2016), pp. 482 – 499.
- [34] Y. MEI, P. BOYLE, AND J. S.-H. LI, *Improving risk sharing and borrower incentives in mortgage design*, North American Actuarial Journal, 23 (2019), pp. 485–511.
- [35] A. MIAN, *Financial markets, the macro economy and the middle class*, Testimony On State of the American Dream: Economy Policy and the Future of the Middle Class, (2013).
- [36] A. MIAN AND A. SUFI, *House of debt: How they (and you) caused the Great Recession, and how we can prevent it from happening again*, University of Chicago Press, 2015.
- [37] ———, *Shared responsibility mortgages*, in Delivering Equitable Growth: Strategies for the Next Administration, E. Jacobs, ed., Washington Center for Equitable Growth, 2016.
- [38] PARTNEROWN, *Shared Responsibility Mortgage: A Responsible Mortgage for Responsible Borrowers*, PartnerOwn, 2018.
- [39] G. PESKIR, *A change-of-variable formula with local time on curves*, J. Theoret. Probab., 18 (2005), pp. 499–535.

- [40] T. PISKORSKI AND A. TCHISTYI, *Optimal mortgage design*, Review of Financial Studies, 23 (2010), pp. 3098–3140.
- [41] ———, *Stochastic house appreciation and optimal mortgage lending*, Review of Financial Studies, 24 (2011), pp. 1407–1446.
- [42] ———, *An equilibrium model of housing and mortgage markets with state-contingent lending contracts*, tech. rep., National Bureau of Economic Research, 2017.
- [43] C. ROBERTSON, *Option arm mortgages*, The Truth About Mortgage, (2013).
- [44] E. S. SCHWARTZ AND W. N. TOROUS, *Prepayment and the valuation of mortgage-backed securities*, Journal of Finance, 44 (1989), pp. 375–392.
- [45] ———, *Prepayment, default, and the valuation of mortgage pass-through securities*, Journal of Business, (1992), pp. 221–239.
- [46] R. J. SHILLER, R. M. WOJAKOWSKI, M. S. EBRAHIM, AND M. B. SHACKLETON, *Continuous workout mortgages*, tech. rep., National Bureau of Economic Research, 2011.
- [47] R. J. SHILLER, R. M. WOJAKOWSKI, M. S. EBRAHIM, AND M. B. SHACKLETON, *Mitigating financial fragility with continuous workout mortgages*, Journal of Economic Behavior & Organization, 85 (2013), pp. 269–285.
- [48] R. J. SHILLER, R. M. WOJAKOWSKI, M. S. EBRAHIM, AND M. B. SHACKLETON, *Continuous workout mortgages: Efficient pricing and systemic implications*, Journal of Economic Behavior & Organization, (2017).
- [49] R. STANTON, *Rational prepayment and the valuation of mortgage-backed securities*, Review of Financial Studies, 8 (1995), pp. 677–708.

APPENDIX A. Stochastic Interest Rates

In this appendix, we briefly discuss the finite horizon stochastic interest rate case. The purpose is to show how the FRM default boundary is generally insensitive to the interest rate. Of course, the prepayment boundary (c.f. Proposition 3.3) has a drastic, binary, dependence on the rate r , but even here, for low r the prepayment boundary is relatively flat in r . Both these facts indicate our assumption of constant interest rates is mild. Results are valid assuming H has dynamics in (3.1), and that r follows a CIR process so that

$$(A.1) \quad dr_t = \kappa(\theta - r_t)dt + \xi\sqrt{r_t}dB_t; \quad d\langle W, B \rangle_t = \rho dt$$

where $|\rho| < 1$ and $\kappa, \theta, \xi > 0$ are constants with $\kappa\theta \geq \xi^2/2$, to ensure r stays strictly positive. In this setting, for the FRM (3.2) takes the form (c.f. (4.1))

$$V(t, r, h) = \inf_{\tau \in [t, T]} \mathbb{E}_t^{r, h} \left[\int_t^\tau e^{-\int_t^u r_v dv} c(u, H_u) du + e^{-\int_t^\tau r_v dv} f(u, H_u) \right]$$

for $c(u, h) = c^F$ and $f(u, h) = \min[B_u^F, h]$. The associated free boundary PDE is

$$(A.2) \quad \begin{aligned} \min[V_t + \mathcal{L}V - rV + c, f - V](t, r, h) &= 0; & 0 < t < T, r, h > 0 \\ V(T, r, h) &= f(T, h); & r, h > 0, \end{aligned}$$

where \mathcal{L} is the second order operator associated to (r, H) given by

$$\mathcal{L}V = \frac{1}{2}\xi^2 r V_{rr} + \xi\sigma\rho\sqrt{r}hV_{rh} + \frac{1}{2}\sigma^2 h^2 V_{hh} + \kappa(\theta - r)V_r + (r - \delta)hV_h.$$

We solve the PDE in (A.2) backwards using finite difference method. The parameter values (excluding r) are the same as in Section 5 and $T = 30$ years. The interest rate has parameters: long term mean $\theta = 1.792\%$, the mean reversion is $\kappa = 0.5$, the volatility is $\xi = 0.10$, and correlation coefficient is $\rho = -0.5$.

Figure 12 shows the default, continuation and prepayment regions at times $t = 0$ years for the low ($\delta = 4.5\%$) and high ($\delta = 7\%$) cases respectively. Consistent with Proposition 3.3, prepayment only occurs when $r_t < m^F$. As for default, the FRM default boundary decreases very slightly as h increases, showing insensitivity to the interest rate. This lends validity to conclusions drawn in the perpetual case of Section 4.

APPENDIX B. Proofs from Section 3

Proof of Proposition 3.1. For the ABM, (2.6) implies $\mathcal{B}_t^A \leq H_t$ and hence $\mathcal{B}_t^A - \min[H_t, \mathcal{B}_t^A] = 0$ yielding the result. For the APRM, from (2.9) we see

$$\mathcal{B}_t^P - \min[H_t, \mathcal{B}_t^P] = \left(\widehat{B}_t^P \min[1, H_t] + \alpha(H_t - 1)^+ - H_t \right)^+.$$

On $\{H_t \leq 1\}$ this is $(\widehat{B}_t^P H_t - H_t)^+ = 0$ because $\widehat{B}_t^P \leq 1$. On $\{H_t > 1\}$ this is

$$\left(\widehat{B}_t^P - \alpha - (1 - \alpha)H_t \right)^+ = 0,$$

because $\widehat{B}_t^P \leq 1$ and $H_t \geq 1$. Thus, the result holds for the APRM. \square

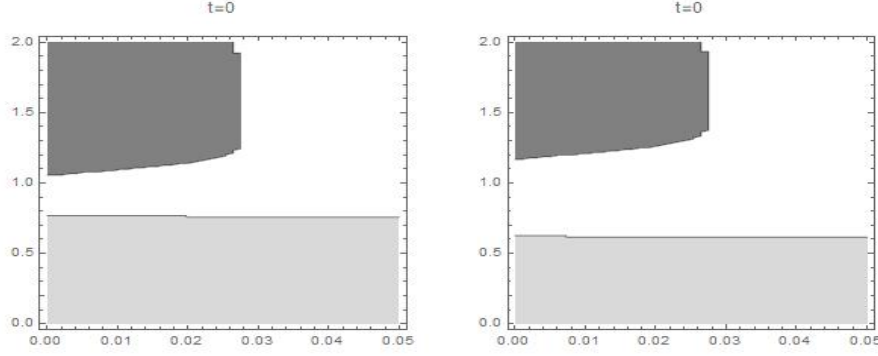


FIGURE 12. This figure plots stopping regions for FRM when $\delta = 4.5\%$ (left panel) and $\delta = 7\%$ (right panel) for $t = 0$ years. The y axis represents the house index and x axis the interest rate. The prepayment region is darkly shaded and the default region is lightly shaded.

Proof of Proposition 3.3. We begin with the FRM where by definition, prepayment never occurs when $H_t \leq B_t$. Now, on the set $\{r_t > m^F, H_t > B_t^F\}$ prepaying immediately yields B_t^F . Next, consider the stopping time $\tau = \inf [u \geq t \mid r_t \leq m^F] \wedge T$. For the FRM, straightforward calculations (integration by parts along with (2.1)) show

$$\mathbb{E}_t \left[\int_t^\tau c^F e^{-\int_t^u r_v dv} du + e^{-\int_t^\tau r_v dv} \min [B_\tau^F, H_\tau] \right] \leq B_t^F - \mathbb{E}_t \left[\int_t^\tau (r_u - m^F) B_u^F e^{-\int_t^u r_v dv} du \right] < B_t^F,$$

where the last (strict) inequality holds by definition of τ . This gives the result for the FRM. The ABM case follows immediately replacing m^F with m^A , c^F with \hat{c}^A , and B^F with \hat{B}^A above. \square

APPENDIX C. Proofs from Section 4

Proof of Proposition 4.1. Define the local martingale $M_\cdot := \int_0^\cdot e^{-ru} H_u V_h(H_u) dW_u$. First, we claim (4.3) implies M is a martingale such that for all \mathbb{F}^W stopping times τ we have $\mathbb{E}^h [M_\tau] = 0$. Indeed, the Burkholder-Davis-Gundy inequalities imply $\mathbb{E}^h [\sup_{t \geq 0} |M_t|] < \infty$ and hence M is closable by the martingale $\mathbb{E}^h [\sup_{t \geq 0} |M_t|]$. Therefore, the result follows by optional sampling, which now is applicable for unbounded stopping times which may even be infinite with positive probability. Next, Ito's formula (valid for V under our assumptions: see [39]) implies for any τ and integer n that

$$\begin{aligned} e^{-r\tau \wedge n} V(H_{\tau \wedge n}) &= V(h) + M_{\tau \wedge n} + \int_0^{\tau \wedge n} e^{-ru} (\mathcal{L} - r) V(H_u) du, \\ &= V(h) + M_{\tau \wedge n} - \int_0^{\tau \wedge n} e^{-ru} c(H_u) du + \int_0^{\tau \wedge n} e^{-ru} (c + (\mathcal{L} - r)f)(H_u) 1_{H_u \in E} du. \end{aligned}$$

Under our assumptions, $e^{-r\tau \wedge n} V(H_{\tau \wedge n})$, $M_{\tau \wedge n}$ and $\int_0^{\tau \wedge n} e^{-ru} c(H_u) du$ have limits as $n \uparrow \infty$, even on the (potentially empty) set $\{\tau = \infty\}$. This implies we make take $n \uparrow \infty$ above to obtain

$$e^{-r\tau} V(H_\tau) = V(h) + M_\tau - \int_0^\tau e^{-ru} c(H_u) du + \int_0^\tau e^{-ru} (c + (\mathcal{L} - r)f)(H_u) 1_{H_u \in E} du,$$

Thus, since V solves (4.2) and $e^{-r\tau}f(H_\tau)$ is well defined, we conclude

$$e^{-r\tau}f(H_\tau) + \int_0^\tau e^{-ru}c(H_u)du \geq e^{-r\tau}V(H_\tau) + \int_0^\tau e^{-ru}c(H_u)du \geq V(h) + M_\tau,$$

with equality at the candidate optimal τ^* . The result readily follows by taking expectations. \square

Proof of Proposition 4.2. Throughout, we drop all “F” superscripts, assume $m > r$, and recall p_1, p_2 from (4.5) as well as the identity (4.6). Value matching and smooth pasting at h_1 and h_2 imply respectively

$$(C.1) \quad C_1 = -\frac{p_2}{p_1 + p_2} \frac{mB_0}{r} h_1^{-p_1} + \frac{1 + p_2}{p_1 + p_2} h_1^{-(p_1-1)}, \quad C_2 = -\frac{p_1}{p_1 + p_2} \frac{mB_0}{r} h_1^{p_2} + \frac{p_1 - 1}{p_1 + p_2} h_1^{1+p_2}.$$

and

$$(C.2) \quad C_1 = -\frac{p_2}{p_1 + p_2} mB_0 \left(\frac{1}{r} - \frac{1}{m} \right) h_2^{-p_1} < 0, \quad C_2 = -\frac{p_1}{p_1 + p_2} mB_0 \left(\frac{1}{r} - \frac{1}{m} \right) h_2^{p_2} < 0.$$

Now, set $h_1 = B_0x$ and $h_2 = B_0y$. After combining (C.1), (C.2) and simplifying we are left with the system of equations

$$(C.3) \quad y = x \left(1 + \mathcal{A} \left(1 - \frac{p_1 - 1}{p_1} x \right) \right)^{\frac{1}{p_2}}; \quad y = x \left(1 - \mathcal{A} \left(\frac{1 + p_2}{p_2} x - 1 \right) \right)^{-\frac{1}{p_1}},$$

where

$$(C.4) \quad \mathcal{A} := \left(\frac{m}{r} - 1 \right)^{-1} > 0.$$

Set y via the left equation above (note that y thus defined is positive for $0 < x < 1$). This yields the equation for x

$$1 = \chi(x) := \left(1 + \mathcal{A} \left(1 - \frac{p_1 - 1}{p_1} x \right) \right)^{p_1} \left(1 - \mathcal{A} \left(\frac{1 + p_2}{p_2} x - 1 \right) \right)^{p_2}$$

for which we seek a solution lying on $(0, 1)$. For $x \in (0, 1)$, χ is well defined provided

$$0 \leq 1 - \mathcal{A} \left(\frac{1 + p_2}{p_2} x - 1 \right) \iff x \leq \frac{p_2 m}{(1 + p_2)r} = \frac{(p_1 - 1)m}{p_1 \delta}$$

where the last equality uses (4.6). Thus, if 1) $m \geq p_1 \delta / (p_1 - 1)$ there is no restriction upon x , but if 2) $m < p_1 \delta / (p_1 - 1)$ we require x to lie on $(0, (p_1 - 1)m / (p_1 \delta))$.

It is easy to see χ is strictly decreasing and $\chi(0) = (1 + \mathcal{A})^{p_1 + p_2} > 1$. In case 2) above, we have $\chi((p_1 - 1)m / (p_1 \delta)) = 0$ so there exists a unique $\hat{x} \in (0, (p_1 - 1)m / (p_1 \delta))$ so that $\chi(\hat{x}) = 1$. In case 1) above we have $\chi(1) = (1 + \mathcal{A}/p_1)^{p_1} (1 - \mathcal{A}/p_2)^{p_2}$ so that

$$\chi(1) < 1 \iff \left(1 - \frac{\mathcal{A}}{p_2} \right) \left(1 + \frac{p_2}{p_1} \frac{\mathcal{A}}{p_2} \right)^{\frac{p_1}{p_2}} < 1.$$

Consider the function $g(y) = (1 - y)(1 + ky)^{1/k}$ for $y > 0$. Then $g(0) = 1$ and $\dot{g}(y) = -(1 + k)y(1 + ky)^{1/k-1}$. Therefore, $g(y) < 1$ and hence $\chi(1) < 1$. As such, in case 2) there is a unique $\hat{x} \in (0, 1)$ such that $\chi(\hat{x}) = 1$.

From the first equation in (C.3) and $\hat{x} < 1$ we deduce $\hat{y} > \hat{x}$ so that $h_2 > h_1$. Next, from (C.2) we deduce V is C^1 , concave, increasing, and strictly concave in (h_1, B_0) ($h_1 < B_0$ because $\hat{x} < 1$).

As $V(h) = h$ on $(0, h_1]$ we conclude $h_2 > V(h_2) = B_0$ (or that $\hat{y} > 1$). As $V_h = 0$ on (B_0, ∞) it is clear that (4.3) holds.

Continuing, when $h \geq h_2$, $(\mathcal{L} - r)V + mB_0 = (m - r)B_0 > 0$. When $h \leq h_1$, $(\mathcal{L} - r)V + mB_0 = mB_0 - \delta h$. But, $mB_0 - \delta h_1 = B_0(m - \delta \hat{x})$. This is clearly positive if $m \geq \delta$. And if $m \leq \delta < p_1\delta/(p_1 - 1)$ then $\hat{x} < (p_1 - 1)m/(p_1\delta)$ and hence $\delta \hat{x} < m(p_1 - 1)/p_1 < m$. Finally, by concavity and $V = h$ on $(0, h_1]$, $V = B_0$ on $[h_2, \infty)$ it is clear $V \leq \min[h, B_0]$. Therefore, all the hypotheses of Proposition 4.1 are satisfied, finishing the result. \square

Proof of Proposition 4.4. We again drop the “F” superscripts. Recall the definition of V^{NoDef}

$$V^{NoDef}(h) = \inf_{\tau \geq 0} \mathbb{E}^h \left[\int_0^\tau e^{-ru} mB_0 du + e^{-r\tau} B_0 \right].$$

Note that

$$\int_0^t e^{-ru} mB_0 du + e^{-rt} B_0 = \frac{mB_0}{r} - B_0 \left(\frac{m}{r} - 1 \right) e^{-rt}$$

is increasing in t . Thus, the optimal policy is to immediately prepay. Turning to V^{NoPP} , the given values of h_1 and C_2 enforce value matching, smooth pasting and ensure V is C^1 strictly increasing and strictly concave on (h_1, ∞) . As on $h > h_1$, $V^{NoPP}(h) \leq mB_0/r$ and $h^2 V_h^{NoPP}(h)^2 = p_2^2 C_2^2 h^{-2p_2} \leq p_2^2 C_2^2$ it is clear that (4.3) holds. Concavity and $V^{NoPP}(h) = h$ on $(0, h_1]$ implies $V^{NoPP}(h) \leq h$ for all $h > 0$, and in $(0, h_1]$ we have

$$(\mathcal{L} - r)V^{NoPP} + mB_0 = mB_0 - \delta h \geq mB_0 - \delta h_1 = \frac{mB_0}{p_1} > 0.$$

Therefore we may invoke Proposition 4.1, finishing the result. \square

Proof of Proposition 4.5. Throughout, we drop all “A” superscripts. First, for $m \leq \delta$ the value matching and smooth pasting conditions at B_0 give

$$(C.5) \quad \begin{aligned} C_1 B_0^{p_1} + mB_0/\delta &= \tilde{C}_1 B_0^{p_1} + \tilde{C}_2 B_0^{-p_2} + mB_0/r \\ C_1 p_1 B_0^{p_1} + mB_0/\delta &= \tilde{C}_1 p_1 B_0^{p_1} - \tilde{C}_2 p_2 B_0^{-p_2}. \end{aligned}$$

By multiplying the first equation of (C.5) by p_1 and subtracting from it the second equation of (C.5) we obtain

$$\tilde{C}_2 = -mB_0^{1+p_2} \left(\frac{p_1}{r} - \frac{p_1 - 1}{\delta} \right) / (p_1 + p_2)$$

and clearly the right-hand side is negative (recall that $r < m \leq \delta$). Hence, $\tilde{C}_2 < 0$. Now we multiply the first equation (C.5) by p_2 and add to it the second equation of (C.5) to get the relationship between C_1 and \tilde{C}_1

$$(C.6) \quad (p_1 + p_2) \tilde{C}_1 = (p_1 + p_2) C_1 + mB_0^{1-p_1} \left(\frac{1 + p_2}{\delta} - \frac{p_2}{r} \right).$$

Now the value matching and smooth pasting conditions at h_2 give

$$(C.7) \quad \begin{aligned} \tilde{C}_1 h_2^{p_1} + \tilde{C}_2 h_2^{-p_2} + m B_0 / r &= B_0 \\ \tilde{C}_1 p_1 h_2^{p_1} - \tilde{C}_2 p_2 h_2^{-p_2} &= 0. \end{aligned}$$

Let us apply multiply the first equation (C.7) by p_1 and subtract from it the second equation (C.7)

$$(p_1 + p_2) \tilde{C}_2 h_2^{-p_2} = -m B_0 p_1 \left(\frac{1}{r} - \frac{1}{m} \right)$$

and as we know already \tilde{C}_2 we deduce the optimal prepayment threshold

$$h_2 = B_0 \left(\frac{1/r - (1 - 1/p_1)/\delta}{1/r - 1/m} \right)^{1/p_2}.$$

Using that $m \leq \delta$, we get $h_2 > B_0$ as needed. Now by multiplying the first equation (C.7) by p_2 and adding to it the second equation of (C.7), we obtain

$$\tilde{C}_1 = \frac{p_2}{p_1 + p_2} m B_0 \left(\frac{1}{r} - \frac{1}{m} \right) h_2^{-p_1}$$

which is negative as $m > r$. Having found \tilde{C}_1 we can now determine the last constant C_1 using (C.6)

$$C_1 = \tilde{C}_1 - m B_0^{1-p_1} \left(\frac{1 + p_2}{\delta} - \frac{p_2}{r} \right).$$

As $\tilde{C}_1 < 0$ and $p_2 \delta < (1 + p_2)r$, we deduce that $C_1 < 0$. Since we showed that the constants C_1 , \tilde{C}_1 , \tilde{C}_2 are each negative, we can conclude the candidate value function is concave $(0, \infty)$. Also note that, $V'(0) = m/\delta \leq 1$. This shows that $V(h) \leq \min(h, B_0)$ and V satisfies all conditions of Proposition 4.1.

Second, let us assume $m > \delta$. In this case, we postulate that there are two prepayment boundaries h_1, h_2 such that $h_1 < B_0 < h_2$. The value matching and smooth pasting at h_2 imply

$$\begin{aligned} \tilde{C}_1 h_2^{p_1} + \tilde{C}_2 h_2^{-p_2} + m B_0 / r &= B_0 \\ \tilde{C}_1 p_1 h_2^{p_1-1} - \tilde{C}_2 p_2 h_2^{-p_2-1} &= 0 \end{aligned}$$

so that

$$(C.8) \quad \begin{aligned} \tilde{C}_1 &= -\frac{p_2}{p_1 + p_2} m B_0 (1/r - 1/m) h_2^{-p_1} < 0 \\ \tilde{C}_2 &= -\frac{p_1}{p_1 + p_2} m B_0 (1/r - 1/m) h_2^{p_2} < 0 \end{aligned}$$

as $m > r$. Now the value matching and smooth pasting at h_1 give

$$\begin{aligned} C_1 h_1^{p_1} + C_2 h_1^{-p_2} + m h_1 / \delta &= h_1 \\ C_1 p_1 h_1^{p_1-1} - C_2 p_2 h_1^{-p_2-1} + m / \delta &= 1 \end{aligned}$$

so that

$$(C.9) \quad \begin{aligned} C_1 &= -\frac{1 + p_2}{p_1 + p_2} (m/\delta - 1) h_1^{1-p_1} < 0 \\ C_2 &= -\frac{p_1 - 1}{p_1 + p_2} (m/\delta - 1) h_1^{1+p_2} < 0 \end{aligned}$$

as $m > \delta$. Finally, imposing the value matching and smooth pasting conditions at B_0 we get

$$\begin{aligned}\tilde{C}_1 B_0^{p_1} + \tilde{C}_2 B_0^{-p_2} + m B_0 / r &= C_1 B_0^{p_1} + C_2 B_0^{-p_2} + m B_0 / \delta \\ \tilde{C}_1 p_1 B_0^{p_1-1} - \tilde{C}_2 p_2 B_0^{-p_2-1} &= C_1 p_1 B_0^{p_1-1} - C_2 p_2 B_0^{-p_2-1} + m / \delta\end{aligned}$$

that gives

$$\begin{aligned}\tilde{C}_1 &= C_1 + \frac{1+p_2}{p_1(p_1+p_2)} \frac{m B_0^{1-p_1}}{\delta} \\ \tilde{C}_2 &= C_2 - \frac{p_1-1}{p_2(p_1+p_2)} \frac{m B_0^{1+p_2}}{\delta}.\end{aligned}$$

Now we insert (C.8) and (C.9) into two equations above and obtain the system of two algebraic equations for h_1 and h_2

$$\begin{aligned}-\frac{1+p_2}{p_1+p_2} (m/\delta - 1) h_1^{1-p_1} &= -\frac{1+p_2}{p_1+p_2} (m/\delta - 1) h_1^{1-p_1} + \frac{1+p_2}{p_1(p_1+p_2)} \frac{m B_0^{1-p_1}}{\delta} \\ -\frac{p_1}{p_1+p_2} m B_0 (1/r - 1/m) h_2^{p_2} &= -\frac{p_1-1}{p_1+p_2} (m/\delta - 1) h_1^{1+p_2} - \frac{p_1-1}{p_2(p_1+p_2)} \frac{m B_0^{1+p_2}}{\delta}.\end{aligned}$$

Now after change of variables $h_1 = x B_0$ and $h_2 = y B_0$ this system can be rewritten as

$$\begin{aligned}(C.10) \quad \frac{-p_2}{1+p_2} (1/r - 1/m) y^{-p_1} &= -(1/\delta - 1/m) x^{1-p_1} + \frac{1}{p_1 \delta} \\ -\frac{p_1}{p_1-1} (1/r - 1/m) y^{p_2} &= -(1/\delta - 1/m) x^{1+p_2} - \frac{1}{p_2 \delta}.\end{aligned}$$

The goal is to show that there exists unique pair (x, y) that solves the system (C.10) and $0 < x < 1 < y$. By rewriting the first equation we have

$$(C.11) \quad x = x(y) = \left(\frac{1/\delta - 1/m}{\frac{1}{p_1 \delta} + \frac{p_2}{1+p_2} (1/r - 1/m) y^{-p_1}} \right)^{\frac{1}{p_1-1}}.$$

We note that

$$(C.12) \quad x = x(y) < 1 \quad \Leftrightarrow \quad y^{-p_1} > \frac{\left(\frac{p_1-1}{p_1 \delta} - 1/m \right)}{\frac{p_2}{1+p_2} (1/r - 1/m)}.$$

Next, we insert (C.11) into the second equation of (C.10)

$$0 = \frac{p_1}{p_1-1} (1/r - 1/m) y^{p_2} - (1/\delta - 1/m) (x(y))^{1+p_2} - \frac{1}{p_2 \delta} =: g(y)$$

and get the equation for y . The question is whether there is unique root to $g(y) = 0$ such that $y > 1$. Lengthy calculations show that $g(1) < 0$. Now we differentiate g and obtain

$$(C.13) \quad g'(y) = \frac{p_1 p_2}{p_1-1} (1/r - 1/m) y^{-p_1-1} (y^{p_1+p_2} - (x(y))^{p_1+p_2}).$$

Here, let us consider two cases: 1) $m \leq p_1 \delta / (p_1 - 1)$; 2) $m > p_1 \delta / (p_1 - 1)$. In the former case, it is clear from (C.12) that $x = x(y) < 1$ for all $y > 1$. Also in this case, $g'(y) > 0$ on $(1, \infty)$ as $x(y) < 1 < y$, and $g(\infty) = \infty$. Hence, we can conclude that there exists unique $\hat{y} > 1$ such that $g(\hat{y}) = 0$ and $x(\hat{y}) < 1$, i.e., there exists unique solution (\hat{x}, \hat{y}) to the system (C.10) as desired.

Now we turn the case $m > p_1\delta/(p_1 - 1)$. For this, we define

$$\bar{y} := \left(\frac{\frac{p_2}{1+p_2} \left(\frac{1}{r} - \frac{1}{m} \right)}{\frac{p_1-1}{p_1} \frac{1}{\delta} - \frac{1}{m}} \right)^{1/p_1}$$

so that $x(y) < 1$ if and only if $y \in (1, \bar{y})$. Then from (C.13) we have that $g'(y) > 0$ on $(1, \bar{y})$. In addition, tedious algebra shows that $g(\bar{y}) > 0$. This implies that there exists unique $\hat{y} \in (1, \bar{y})$ such that $g(\hat{y}) = 0$ and $x(\hat{y}) < 1$.

As value matching and smooth pasting are met, and the constants are negative, we conclude that V is C^1 , concave and that $V(h) \leq \min[B_0, h]$ for $h > 0$. Also, simple calculations show that $\mathcal{L}_H V - rV + c(h) \geq 0$ for all $h > 0$. Hence, we can invoke Proposition 4.1 to finish the proof. \square

Proof of Proposition 4.8. Throughout, we drop all “P” superscripts. We also assume $m > r$, recall p_1, p_2 from (4.5) and the identity (4.6). First, consider when $\alpha < \alpha^*$. Value matching and smooth pasting at h_3 yield

$$(C.14) \quad h_3 = \frac{p_2}{1+p_2} \left(\frac{mB_0}{\alpha} \left(\frac{1}{r} - \frac{1}{m} \right) + 1 \right); \quad \check{C}_2 = -\frac{\alpha}{p_2} h_3^{1+p_2} < 0.$$

Note that $h_3 > 1$ since $\alpha < \alpha^* < p_2 m B_0 (1/r - 1/m)$. At h_2 , value matching/smooth pasting give

$$(C.15) \quad \begin{aligned} \tilde{C}_1 &= \frac{1+p_2}{p_1+p_2} \alpha h_2^{1-p_1} - \frac{p_2 \alpha}{p_1+p_2} \left(\frac{mB_0}{\alpha} \left(\frac{1}{r} - \frac{1}{m} \right) + 1 \right) h_2^{-p_1} \\ \tilde{C}_2 &= \frac{p_1-1}{p_1+p_2} \alpha h_2^{1+p_2} - \frac{p_1 \alpha}{p_1+p_2} \left(\frac{mB_0}{\alpha} \left(\frac{1}{r} - \frac{1}{m} \right) + 1 \right) h_2^{p_2} \end{aligned}$$

Similarly, value matching/smooth pasting at 1, along with (4.6), give

$$(C.16) \quad \tilde{C}_1 = C_1 + \frac{(1+p_2)}{p_1(p_1+p_2)} \frac{mB_0}{\delta}; \quad \tilde{C}_2 = -\frac{(p_1-1)}{p_2(p_1+p_2)} \frac{mB_0}{\delta}.$$

Matching the equations for \tilde{C}_2 in (C.15), (C.16) we seek h_2 such that

$$-\frac{(p_1-1)}{p_2} \frac{mB_0}{\delta} = (p_1-1) \alpha h_2^{1+p_2} - p_1 \alpha \left(\frac{mB_0}{\alpha} \left(\frac{1}{r} - \frac{1}{m} \right) + 1 \right) h_2^{p_2}$$

and $1 < h_2 < h_3$. Using the formula for h_2 and simplifying we are left to find a zero of

$$\chi(h) := h^{p_2} \left(\frac{p_1}{p_1-1} \frac{1+p_2}{p_2} h_3 - h \right) - \frac{mB_0}{p_2 \alpha \delta},$$

in $1 < h_2 < h_3$. It is easy to see χ is increasing for $1 < h < h_3$ and calculation shows (recall g from (4.11) and β_1 from (4.13))

$$\begin{aligned} \chi(1) < 0 &\iff \alpha < mB_0 \left(\frac{p_1}{m} - \frac{p_1-1}{\delta} \right) \\ \chi(h_3) > 0 &\iff g(\alpha; \beta_1) < 0. \end{aligned}$$

Now, $g(0, \beta_1) < 0$, $\alpha < \alpha^*$ and $g(\alpha^*, \beta_1) = 0$ so we know $g(\alpha; \beta_1) < 0$ and hence $\chi(h_3) > 0$. As for $\chi(1)$, $m \leq \delta$ implies (using (4.6))

$$\frac{p_1}{m} - \frac{p_1 - 1}{\delta} - p_2 \left(\frac{1}{r} - \frac{1}{m} \right) = \frac{p_1 + p_2}{m} - \frac{p_1 - 1}{\delta} \left(1 + \frac{1 + p_2}{p_1} \right) \geq \frac{1 + p_2}{p_1 \delta} > 0.$$

Therefore, if $\alpha < p_2 m B_0 (1/r - 1/m)$ then $\alpha < m B_0 ((p_1/m) - (p_1 - 1)/\delta)$, and there exists a unique $h_2 \in (1, h_3)$ satisfying $\chi(h_2) = 0$. At this point, we have identified $1 < h_2 < h_3$ and shown $\tilde{C}_2 < 0$, $\tilde{C}_2 < 0$. The last thing to do is show $C_1 < 0$, $\tilde{C}_1 < 0$. First, from (C.14) and (C.15) we have

$$\tilde{C}_1 = -\frac{1 + p_2}{p_1 + p_2} \alpha h_1^{-p_1} (h_3 - h_2) < 0.$$

Next, using (C.16) we also see $C_1 < 0$.

As value matching and smooth pasting are met, and the constants are negative, we conclude that V is C^1 and concave. As $0 \leq V'(h) \rightarrow 0$ for $h \rightarrow \infty$ we know that V is non-decreasing, and

$$(C.17) \quad 0 \leq V'(h) \leq \text{Constant} \times (1_{h \leq h_3} + h^{-p_2-1} 1_{h > h_3}) \leq \text{Constant} \times (1_{h \leq h_3} + h^{-1} 1_{h > h_3})$$

where the last equality holds as $h_3 > 1$. From here, it is easy to see that for all $h > 0$ that (4.3) holds. Therefore, we may invoke Proposition 4.1 provided

- (a) $V(h) \leq B_0 \min[1, h] + \alpha(h - 1)^+$;
- (b) $mB_0 - \alpha\delta h_2 - r(B_0 - \alpha) \geq 0$.

To show (a), note that $V'(0) = mB_0/\delta < B_0$. Thus by concavity, $V(h) \leq B_0 h$ on $[0, 1]$. As $V(h) = B_0 + \alpha(h - 1)$ on $[h_2, h_3]$ by concavity we know $V(h) \leq B_0 + \alpha(h - 1)$ on $[h_3, \infty)$. As for the interval $(1, h_2)$, if there were a point $h_0 \in (1, h_2)$ with $V(h_0) = B_0 + \alpha(h_0 - 1)$ then since $V_h > \alpha$ on (h_0, h_2) we cannot have $V(h_2) = B_0 + \alpha(h_2 - 1)$, proving (a). As for (b), we note by (4.6) and (C.14)

$$h_3 = \frac{p_2}{\alpha r(1 + p_2)} (B_0(m - r) + \alpha r) = \frac{p_1 - 1}{\alpha \delta p_1} (B_0(m - r) + \alpha r).$$

From here it is clear $B_0(m - r) + \alpha r > \alpha \delta h_3$. This gives the result for $\alpha < \alpha^*$.

We next consider case $\alpha \geq \alpha^*$. Value matching and smooth pasting at 1, along with (4.6) and (4.13) give

$$(C.18) \quad K_1 = -\frac{1 + p_2}{p_1(p_1 + p_2)} \frac{mB_0}{\delta} < 0 \quad \tilde{K}_2 = -\frac{p_1 - 1}{p_2(p_1 + p_2)} \frac{mB_0}{\delta} = -p_2 \beta_1 < 0.$$

This ensures V is C^1 , concave, and since $0 \leq \dot{V}(h) \rightarrow 0$ as $h \rightarrow 0$ V is also non-decreasing, with derivative which also satisfies (C.17) (with potentially different constant) and hence (4.3). Therefore, since $(\mathcal{L} - r)V + c = 0$ on the entire region, we may invoke Proposition 4.1 provided $V(h) \leq B_0 \min[1, h] + \alpha(h - 1)^+$. Concavity implies $V(h) \leq B_0 h$ on $(0, 1]$ since $\dot{V}(0) = mB_0/\delta \leq B_0$. As for $h > 1$ consider the function (c.f. Remark 4.7)

$$\chi(h) := B_0 + \alpha(h - 1) - V(h) = B_0 + \alpha(h - 1) - \tilde{K}_2 h^{-p_2} - \frac{mB_0}{r}.$$

We know $\chi(1) > 0$ and χ is strictly convex with derivative $\chi_h(h) = \alpha + p_2 \tilde{K}_2 h^{-1-p_2}$. Therefore, if $\alpha \geq -p_2 \tilde{K}_2 > 0$ then $\dot{\chi}(1) \geq 0$ and by convexity, $\chi > 0$ on $(1, \infty)$. Else the unique minimum of χ

occurs at $h_0 = \left(-\alpha/(p_2\tilde{K}_2)\right)^{-1/(1+p_2)} > 1$. Plugging h_0 into χ , using (C.18), and simplifying shows that $\chi(h_0) = g(\alpha; \beta_1)$. Now, by assumption we have $\alpha^* \leq \alpha < -p_2\tilde{K}_2$ and that α^* is the unique 0 of $g(\cdot; \beta_1)$ on $(0, p_2mB_0(1/r - 1/m))$. Unfortunately, calculation shows $p_2mB_0(1/r - 1/m) < -p_2\tilde{K}_2$ so we do not immediately know (recall $g(0) < 0$) that $g(\alpha) > 0$. However, from (4.11), (C.18) we see

$$g(\alpha) = \frac{1+p_2}{p_2} \left(-p_2\tilde{K}_2\right)^{\frac{1}{1+p_2}} \alpha^{\frac{p_2}{1+p_2}} - \alpha - mB_0 \left(\frac{1}{r} - \frac{1}{m}\right)$$

and hence $g'(\alpha) > 0$ on $(0, -p_2\tilde{K}_2)$. Since $g(0) < 0$ and

$$g(-p_2\tilde{K}_2) = -\tilde{K}_2 - mB_0 \left(\frac{1}{r} - \frac{1}{m}\right) > 0$$

there is a unique $\hat{\alpha}$ on $(0, -p_2\tilde{K}_2)$ with $g(\hat{\alpha}) = 0$. Thus, by our assumption of a unique 0 over the smaller $(0, p_2mB_0(1/r - 1/m))$ it must be that $\hat{\alpha} = \alpha^*$ and hence as $\alpha \geq \alpha^*$ it follows that $g(\alpha) \geq 0$ and hence $V(h) \leq B_0 + \alpha(h - 1)$ on $(1, \infty)$, giving the verification result for $\alpha \geq \alpha^*$.

The last thing to do is show that g has a unique 0 over $(0, p_2mB_0(1/r - 1/m))$. By the above we know over the larger interval $(0, -p_2\tilde{K}_2)$ that g is strictly increasing, and has a unique 0, so it suffices to show that $g(p_2mB_0(1/r - 1/m)) > 0$. To this end, calculation shows

$$\begin{aligned} & g\left(p_2mB_0\left(\frac{1}{r} - \frac{1}{m}\right)\right) \\ &= \frac{1+p_2}{p_2} \left(p_2mB_0\left(\frac{1}{r} - \frac{1}{m}\right)\right) \left(\left(-p_2\tilde{K}_2\right)^{\frac{1}{1+p_2}} \left(p_2mB_0\left(\frac{1}{r} - \frac{1}{m}\right)\right)^{-\frac{1}{1+p_2}} - 1\right) > 0 \end{aligned}$$

finishing the proof. \square

Proof of Proposition 4.9. We drop the “P” superscripts, assume $m > r$, recall p_1, p_2 from (4.5) and heavily use (4.6). This proof is significantly more involved than that of Proposition 4.8, and we will start with the $\alpha > \alpha^*$ case. Value matching and smooth pasting at 1, along with (4.6) give

$$(C.19) \quad K_1 = -\frac{1+p_2}{p_1(p_1+p_2)} \frac{mB_0}{\delta} < 0; \quad \widetilde{K}_2 - K_2 = -\frac{p_1-1}{p_2(p_1+p_2)} \frac{mB_0}{\delta}.$$

Value matching and smooth pasting at h_1 give

$$(C.20) \quad K_1 = -\frac{1+p_2}{p_1+p_2} \frac{mB_0}{\delta} h_1^{1-p_1} \left(1 - \frac{\delta}{m}\right); \quad K_2 = -\frac{p_1-1}{p_1+p_2} \frac{mB_0}{\delta} h_1^{1+p_2} \left(1 - \frac{\delta}{m}\right).$$

Using the equations for K_1 in (C.19) and (C.20) we deduce

$$(C.21) \quad h_1 = \left(p_1 \left(1 - \frac{\delta}{m}\right)\right)^{\frac{1}{p_1-1}}.$$

Note that $\delta < m < p_1\delta/(p_1 - 1)$ implies $0 < b_1 < 1$. Using this expression for h_1 along with (C.19), (C.20) we conclude (recall (4.14))

$$K_2 = -\frac{p_1 - 1}{p_1 + p_2} \frac{mB_0}{\delta} p_1^{\frac{1+p_2}{p_1-1}} \left(1 - \frac{\delta}{m}\right)^{\frac{p_1+p_2}{p_1-1}} < 0$$

$$\tilde{K}_2 = -\frac{p_1 - 1}{p_1 + p_2} \frac{mB_0}{\delta} \left(\frac{1}{p_2} + p_1^{\frac{1+p_2}{p_1-1}} \left(1 - \frac{\delta}{m}\right)^{\frac{p_1+p_2}{p_1-1}}\right) = -\beta_2 < 0.$$

This shows that V is C^1 , concave, increasing with $V \leq B_0 h$ on $[0, 1]$ and with (4.3) holding. Thus, Proposition 4.1 will yield the result, provided

- (a) $V \leq B_0 + \alpha(h - 1)$ on $(1, \infty)$;
- (b) $(\mathcal{L} - r)V + mB_0 h$ on $[0, h_1]$.

To show (a), (c.f. Remark 4.7) define the strictly convex function on $(1, \infty)$

$$\chi(h) := B_0 + \alpha(h - 1) - \tilde{K}_2 h^{-p_2} - \frac{mB_0}{r} = B_0 + \alpha(h - 1) + \beta_2 h^{-p_2} - \frac{mB_0}{r}.$$

As $\chi'(h) = \alpha - p_2\beta_2$, if $\alpha \geq p_2\beta_2$ then $\chi(1) \geq 0$ implies $\chi \geq 0$ on $(1, \infty)$. Else (recall $\alpha^* \leq p_2 m B_0 (1/r - 1/m) < p_2\beta_2$) we have $\alpha^* < \alpha < p_2\beta_2$ and χ is minimized at $h_0 = (\alpha/(p_2\beta_2))^{-1/(1+p_2)}$. Plugging this value in χ , calculation shows $\chi(h_0) = g(\alpha, \beta_2)$. But, as shown in the proof of Proposition 4.8, $g(\cdot; \beta_2)$ is increasing on $(0, p_2\beta_2)$. Thus, $\alpha > \alpha^*$ implies that on $(1, \infty)$, $\chi(h) \geq \chi(h_0) = g(\alpha, \beta_2) > 0$. To show b), note that on $[0, b_1]$, $(\mathcal{L} - r)V + mB_0 = (m - \delta)B_0 h \geq 0$. This finishes the proof when $\alpha > \alpha^*$.

We next turn to $\alpha \leq \alpha^*$. Value matching and smooth pasting at h_3 imply

$$(C.22) \quad h_3 = \frac{p_2}{1 + p_2} \left(\frac{mB_0}{\alpha} \left(\frac{1}{r} - \frac{1}{m} \right) + 1 \right),$$

and $h_3 > 1$ since $\alpha \leq \alpha^* < p_2 m B_0 (1/r - 1/m)$. Furthermore $\check{C}_2 = -(\alpha/p_2)h_3^{1+p_2} < 0$. Next, value matching and smooth pasting at h_2 gives

$$(C.23) \quad \tilde{C}_1 = \frac{1 + p_2}{p_1 + p_2} \alpha h_2^{1-p_1} - \frac{p_2}{p_1 + p_2} \alpha h_2^{-p_1} \left(\frac{mB_0}{\alpha} \left(\frac{1}{r} - \frac{1}{m} \right) + 1 \right)$$

$$\tilde{C}_2 = \frac{p_1 - 1}{p_1 + p_2} \alpha h_2^{1+p_2} - \frac{p_1}{p_1 + p_2} \alpha h_2^{p_2} \left(\frac{mB_0}{\alpha} \left(\frac{1}{r} - \frac{1}{m} \right) + 1 \right)$$

Continuing, value matching and smooth pasting at 1 along with (4.6) give

$$(C.24) \quad \tilde{C}_1 = C_1 + \frac{1 + p_2}{p_1(p_1 + p_2)} \frac{mB_0}{\delta}; \quad \tilde{C}_2 = C_2 - \frac{p_1 - 1}{p_2(p_1 + p_2)} \frac{mB_0}{\delta}.$$

Lastly, value matching and smooth pasting at h_1 give

$$(C.25) \quad C_1 = -\frac{1 + p_2}{p_1 + p_2} \frac{mB_0}{\delta} h_1^{1-p_1} \left(1 - \frac{\delta}{m}\right) < 0; \quad C_2 = -\frac{p_1 - 1}{p_1 + p_2} \frac{mB_0}{\delta} h_1^{1+p_2} \left(1 - \frac{\delta}{m}\right) < 0.$$

Using the equations for \tilde{C}_1 in (C.23), (C.24), and plugging in for C_1 from (C.25) we obtain after some simplifications

$$(C.26) \quad \frac{mB_0}{\alpha\delta} \left(h_1^{1-p_1} p_1 \left(1 - \frac{\delta}{m}\right) - 1 \right) = p_1 h_2^{-p_1} (h_3 - h_2).$$

Solving for h_1 yields

$$(C.27) \quad h_1 = \left(\frac{p_1 \left(1 - \frac{\delta}{m}\right)}{1 + \frac{\alpha\delta}{mB_0} p_1 h_2^{-p_1} (h_3 - h_2)} \right)^{\frac{1}{p_1-1}}.$$

Note that $\delta < m < p_1\delta/(1-p_1)$, $p_1 > 1$ and $h_2 < h_3$ (as we will show) implies $0 < h_1 < 1$. Next, using the equations for \tilde{C}_2 in (C.23), (C.24), and plugging in for C_1 from (C.25) we obtain after some simplifications

$$(C.28) \quad \frac{mB_0}{\alpha\delta} \left(h_1^{1+p_2} p_2 \left(1 - \frac{\delta}{m}\right) + 1 \right) = p_2 h_2^{p_2} \left(\frac{p_1(1+p_2)}{(p_1-1)p_2} h_3 - h_2 \right).$$

Plugging in for h_1 from (C.27) yields the main equation

$$(C.29) \quad \frac{mB_0}{\alpha\delta} \left(p_2 \left(1 - \frac{\delta}{m}\right) \left(\frac{p_1 \left(1 - \frac{\delta}{m}\right)}{1 + \frac{\alpha\delta}{mB_0} p_1 h_2^{-p_1} (h_3 - h_2)} \right)^{\frac{1+p_2}{p_1-1}} + 1 \right) = p_2 h_2^{p_2} \left(\frac{p_1(1+p_2)}{(p_1-1)p_2} h_3 - h_2 \right),$$

and our goal is to show there is a unique solution h_2 lying in $(1, h_3)$ for all $0 < \alpha < \alpha^*$. After dividing by p_2 , define the function

$$(C.30) \quad \begin{aligned} \chi(h) &:= h^{p_2} \left(h - \frac{p_1(1+p_2)}{(p_1-1)p_2} h_3 \right) + \frac{mB_0}{\alpha\delta} \left(\left(1 - \frac{\delta}{m}\right) \left(\frac{p_1 \left(1 - \frac{\delta}{m}\right)}{1 + \frac{\alpha\delta}{mB_0} p_1 h^{-p_1} (h_3 - h)} \right)^{\frac{1+p_2}{p_1-1}} + \frac{1}{p_2} \right) \\ &= h^{1+p_2} - \frac{p_1}{p_1-1} \left(\frac{mB_0}{\alpha} \left(\frac{1}{r} - \frac{1}{m} \right) + 1 \right) h^{p_2} \\ &\quad + \frac{mB_0}{\alpha\delta} \left(\frac{1}{p_2} + \left(1 - \frac{\delta}{m}\right) \left(\frac{p_1 \left(1 - \frac{\delta}{m}\right)}{1 + \frac{\alpha\delta}{mB_0} p_1 h^{-p_1} \left(\frac{p_2}{1+p_2} \left(\frac{mB_0}{\alpha} \left(\frac{1}{r} - \frac{1}{m} \right) + 1 \right) - h \right)} \right)^{\frac{1+p_2}{p_1-1}} \right) \end{aligned}$$

Here, we have defined χ using both h_3 and its formula, as both forms will be needed below. Though the algebra below is tricky, the idea of the proof is simple. We will show that

- (1) $\chi(1) > 0$;
- (2) χ is strictly decreasing;
- (3) For $\alpha \leq \alpha^*$, $\chi(h_3) < 0$.

This will provide the desired unique solution. To this end

$$\begin{aligned} \chi(1) &= 1 - \frac{p_1}{p_1-1} \left(\frac{mB_0}{\alpha} \left(\frac{1}{r} - \frac{1}{m} \right) + 1 \right) \\ &\quad + \frac{mB_0}{\alpha\delta} \left(\frac{1}{p_2} + \left(1 - \frac{\delta}{m}\right) \left(\frac{(1 - \frac{\delta}{m})}{\frac{1}{p_1} + \frac{\alpha\delta}{mB_0} \left(\frac{p_2}{1+p_2} \left(\frac{mB_0}{\alpha} \left(\frac{1}{r} - \frac{1}{m} \right) + 1 \right) - 1 \right)} \right)^{\frac{1+p_2}{p_1-1}} \right). \end{aligned}$$

Using (4.6) one can show

$$1 - \frac{p_1}{p_1 - 1} \left(\frac{mB_0}{\alpha} \left(\frac{1}{r} - \frac{1}{m} \right) + 1 \right) + \frac{mB_0}{p_2 \alpha \delta} = \frac{mB_0}{\alpha \delta} \left(\frac{1}{p_1 - 1} \frac{\delta}{m} \left(1 - \frac{\alpha}{B_0} \right) - \left(1 - \frac{\delta}{m} \right) \right)$$

$$\frac{1}{p_1} + \frac{\alpha \delta}{mB_0} \left(\frac{p_2}{1 + p_2} \left(\frac{mB_0}{\alpha} \left(\frac{1}{r} - \frac{1}{m} \right) + 1 \right) - 1 \right) = 1 - \frac{\delta}{m} + \frac{1}{1 + p_2} \frac{\delta}{m} \left(1 - \frac{\alpha}{B_0} \right).$$

This gives

$$\chi(1) = \frac{mB_0}{\alpha \delta} \hat{\chi} \left(1 - \frac{\delta}{m}, \frac{\delta}{m} \left(1 - \frac{\alpha}{B_0} \right) \right)$$

where

$$\hat{\chi}(x, y) := \frac{y}{p_1 - 1} - x \left(1 - \left(\frac{x}{x + \frac{1}{1+p_2}y} \right)^{\frac{1+p_2}{p_1-1}} \right).$$

Note that $\hat{\chi}(x, 0) = 0$ and

$$\partial_y \hat{\chi}(x, y) = \frac{1}{p_1 - 1} \left(1 - \left(\frac{x}{x + \frac{1}{1+p_2}y} \right)^{\frac{1+p_2}{p_1-1} + 1} \right) > 0 \quad \text{on } y > 0.$$

This gives $\chi(1) > 0$ since $\alpha < \alpha^* < p_2 m B_0 (1/r - 1/m)$ implies (again using (4.6))

$$(C.31) \quad \frac{\alpha}{B_0} < p_2 \left(\frac{m}{r} - 1 \right) < p_2 \left(\frac{p_1 \delta}{(p_1 - 1)r} - 1 \right) = 1.$$

We next show χ is decreasing on $(1, h_3)$. Using the representation of χ with h_3 we have

$$\begin{aligned} \chi'(h) &= (1 + p_2) h^{p_2} - \frac{p_1(1 + p_2)}{p_1 - 1} h_3 h^{p_2 - 1} \\ &\quad + \frac{mB_0}{\alpha \delta} \left(1 - \frac{\delta}{m} \right) \frac{1 + p_2}{p_1 - 1} \left(\frac{p_1 \left(1 - \frac{\delta}{m} \right)}{1 + \frac{\alpha \delta}{mB_0} p_1 h^{-p_1} (h_3 - h)} \right)^{\frac{1+p_2}{p_1-1} - 1} \\ &\quad \times \frac{-p_1 \left(1 - \frac{\delta}{m} \right)}{\left(1 + \frac{\alpha \delta}{mB_0} p_1 h^{-p_1} (h_3 - h) \right)^2} \times \frac{\alpha \delta}{mB_0} p_1 \left(-p_1 h^{-p_1 - 1} h_3 + (p_1 - 1) h^{-p_1} \right) \\ &= (1 + p_2) h^{p_2 - 1} \left(h - \frac{p_1}{p_1 - 1} h_3 \right) \\ &\quad + (1 + p_2) \left(\frac{p_1 \left(1 - \frac{\delta}{m} \right)}{1 + \frac{\alpha \delta}{mB_0} p_1 h^{-p_1} (h_3 - h)} \right)^{\frac{p_1 + p_2}{p_1 - 1}} h^{-p_1 - 1} \left(\frac{p_1}{p_1 - 1} h_3 - h \right) \\ &= -(1 + p_2) h^{p_2 - 1} \left(\frac{p_1}{p_1 - 1} h_3 - h \right) \\ &\quad \times \left(1 - \left(h^{p_1 - 1} \right)^{-\frac{p_1 + p_2}{p_1 - 1}} \left(\frac{p_1 \left(1 - \frac{\delta}{m} \right)}{1 + \frac{\alpha \delta}{mB_0} p_1 h^{-p_1} (h_3 - h)} \right)^{\frac{p_1 + p_2}{p_1 - 1}} \right) \\ &= -(1 + p_2) h^{p_2 - 1} \left(\frac{p_1}{p_1 - 1} h_3 - h \right) \left(1 - \left(\frac{p_1 \left(1 - \frac{\delta}{m} \right) h}{h^{p_1} + \frac{\alpha \delta}{mB_0} p_1 (h_3 - h)} \right)^{\frac{p_1 + p_2}{p_1 - 1}} \right) \end{aligned}$$

Therefore, $\chi' < 0$ if and only if

$$(C.32) \quad h^{p_1} + \frac{\alpha\delta}{mB_0} p_1 (h_3 - h) - p_1 \left(1 - \frac{\delta}{m}\right) h > 0.$$

But, on $1 < h < h_3$ we have, since $m < p_1\delta/(p_1 - 1)$

$$h^{p_1} + \frac{\alpha\delta}{mB_0} p_1 (h_3 - h) - p_1 \left(1 - \frac{\delta}{m}\right) h > h^{p_1} - p_1 \left(1 - \frac{\delta}{m}\right) h = h^{p_1} - h > 0.$$

Therefore, χ is strictly decreasing on $(1, h_3)$. It remains to show $\chi(h_3) < 0$ for $\alpha < \alpha^*$. We have

$$\begin{aligned} \chi(h_3) &= h_3^{1+p_2} - \frac{p_1}{p_1 - 1} \left(\frac{mB_0}{\alpha} \left(\frac{1}{r} - \frac{1}{m} \right) + 1 \right) h_3^{p_2} \\ &\quad + \frac{mB_0}{\alpha\delta} \left(\frac{1}{p_2} + \left(1 - \frac{\delta}{m}\right) \left(p_1 \left(1 - \frac{\delta}{m}\right) \right)^{\frac{1+p_2}{p_1-1}} \right) \\ &= - \left(\frac{p_2}{1+p_2} \right)^{p_2} \left(\frac{mB_0}{\alpha} \left(\frac{1}{r} - \frac{1}{m} \right) + 1 \right)^{1+p_2} \frac{p_1 + p_2}{(1+p_2)(p_1 - 1)} \\ &\quad + \frac{mB_0}{\alpha\delta} \left(\frac{1}{p_2} + \left(1 - \frac{\delta}{m}\right) \left(p_1 \left(1 - \frac{\delta}{m}\right) \right)^{\frac{1+p_2}{p_1-1}} \right) \end{aligned}$$

Note that $(Ax + 1)^{1+p_2} = x \left(Ax^{p_2/(1+p_2)} + x^{-1/(1+p_2)} \right)$. This gives that $\chi(h_3) < 0$ if and only if

$$(C.33) \quad \begin{aligned} &\left(\frac{p_2}{1+p_2} \right)^{p_2} \frac{p_1 + p_2}{(1+p_2)(p_1 - 1)} \left(\left(\frac{mB_0}{\alpha} \right)^{\frac{p_2}{1+p_2}} \left(\frac{1}{r} - \frac{1}{m} \right) + \left(\frac{mB_0}{\alpha} \right)^{-\frac{1}{1+p_2}} \right)^{1+p_2} \\ &\quad - \frac{1}{\delta} \left(\frac{1}{p_2} + \left(1 - \frac{\delta}{m}\right) \left(p_1 \left(1 - \frac{\delta}{m}\right) \right)^{\frac{1+p_2}{p_1-1}} \right) > 0. \end{aligned}$$

Remark C.1. The map $x \rightarrow Ax^{p/(1+p)} + x^{-1/(1+p)}$ is increasing on $x > 1/(pA)$. Applied to $x = (mB_0)/\alpha$, $A = 1/r - 1/m$ and $p = p_2$ we see that indeed $x > 1/(pA)$ because $\alpha < p_2 m B_0 (1/r - 1/m)$. This implies the left-hand side above is strictly decreasing in α , and the inequality certainly holds for $\alpha \rightarrow 0$.

In light of the above remark, let us plug in $\alpha = p_2 m B_0 (1/r - 1/m)$ to the above. A number of simplifications occur and the left side becomes

$$\frac{p_1 + p_2}{p_1 - 1} \left(\frac{1}{r} - \frac{1}{m} \right) - \frac{1}{\delta} \left(\frac{1}{p_2} + \left(1 - \frac{\delta}{m}\right) \left(p_1 \left(1 - \frac{\delta}{m}\right) \right)^{\frac{1+p_2}{p_1-1}} \right).$$

Using (4.6) one can show

$$\frac{p_1 + p_2}{p_1 - 1} \left(\frac{\delta}{r} - \frac{\delta}{m} \right) - \frac{1}{p_2} = \frac{1}{p_1} + \frac{p_1 + p_2}{p_1} \left(1 - \frac{p_1}{p_1 - 1} \frac{\delta}{m} \right).$$

Therefore, the positivity of the above is equivalent to

$$\psi \left(\frac{\delta}{m} \right) > 0, \quad \psi(x) := \frac{1}{p_1} + \frac{p_1 + p_2}{p_1} \left(1 - \frac{p_1}{p_1 - 1} x \right) - p_1^{\frac{1+p_2}{p_1-1}} (1-x)^{\frac{p_1+p_2}{p_1-1}}.$$

It is easy to see that $\psi'(x) < 0 \Leftrightarrow x > p_1/(p_1 - 1)$, but this is precisely the condition we have upon δ/m . Therefore, $\psi(\delta/m) > \psi((p_1 - 1)/p_1) = 0$ and hence $\chi(h_3) > 0$ always when $\alpha = p_2 m B_0 (1/r - 1/m)$, which is not what we want. However, in light of Remark C.1, we know $\chi(h_3) < 0$ as $\alpha \rightarrow 0$ and that there is a unique $0 < \hat{\alpha} < p_2 m B_0 (1/r - 1/m)$ such that $\chi(h_3) < 0$ if and only if $0 < \alpha < \hat{\alpha}$. We now proceed to show that $\hat{\alpha} = \alpha^*$.

Recall from (C.27) that for $h_2 = h_3(\alpha)$ we have $h_1 = (p_1(1 - \delta/m))^{1/(p_1-1)}$. Plugging these values in (C.29) at $\alpha = \hat{\alpha}$ (which enforces (C.29)) we have (after dividing by p_2)

$$\left(\frac{p_1 + p_2}{p_2(p_1 - 1)} \right) h_3^{1+p_2} = \frac{mB_0}{\alpha\delta} \left(\frac{1}{p_2} + p_1^{\frac{1+p_2}{p_1-1}} \left(1 - \frac{\delta}{m} \right)^{\frac{p_1+p_2}{p_1-1}} \right) = \frac{p_1 + p_2}{\alpha(p_1 - 1)} \beta_2,$$

where the last equality holds from (4.14). This is equivalent to

$$(p_2\beta_2)^{\frac{1}{1+p_2}} = \alpha^{\frac{1}{1+p_2}} h_3 = \alpha^{-\frac{p_2}{1+p_2}} \frac{p_2}{1+p_2} \left(mB_0 \left(\frac{1}{r} - \frac{1}{m} \right) + \alpha \right),$$

or

$$0 = \frac{1+p_2}{p_2} (p_2\beta_2)^{\frac{1}{1+p_2}} \alpha^{\frac{p_2}{1+p_2}} - \alpha - (mB_0 \left(\frac{1}{r} - \frac{1}{m} \right)) = g(\alpha, \beta_2).$$

This shows $\hat{\alpha} = \alpha^*$ and finishes the proof showing a unique solution h_2 to (C.29) in the interval $(1, h_3)$ for $0 < \alpha < \alpha^*$.

We now complete the remainder of the proof for $\alpha < \alpha^*$. We have established that V is C^1 . We have also shown $\tilde{C}_2 < 0$ and from (C.25) we know $C_1, C_2 < 0$. In light of (C.24) we know $\tilde{C}_2 < 0$. As for \tilde{C}_1 , from (C.24) and (C.25) we see

$$\begin{aligned} \tilde{C}_1 &= -\frac{1+p_2}{p_1+p_2} \frac{mB_0}{p_1\delta} \left(p_1 h_1^{1-p_1} \left(1 - \frac{\delta}{m} \right) - 1 \right) \\ (C.34) \quad &= -\frac{1+p_2}{p_1+p_2} \frac{mB_0}{p_1\delta} \left(\frac{1 + \frac{\alpha\delta}{mB_0} h_2^{-p_1} (h_3 - h_2)}{1 - \frac{\delta}{m}} - 1 \right) < 0, \end{aligned}$$

since $0 < 1 - \delta/m < 1/p_1 < 1$. This ensures V is concave, and clearly (4.3) holds. Concavity implies $V(h) \leq B_0 h$ on $[0, 1]$, and $V(h) \leq B_0 + \alpha(h - 1)$ on $[h_2, \infty)$. It also implies $V(h) \leq B_0 + \alpha(h - 1)$ on $[1, h_2]$ since $V(h_2) = B_0 + \alpha(h_2 - 1)$ and $\dot{V} \geq \alpha$ on $[1, h_2]$. As $(\mathcal{L} - r)V + mB_0 \min[1, h] = 0$ on (h_1, h_2) and (h_3, ∞) we need only show this is true on $[0, h_1]$ and $[h_2, h_3]$ as well. On $[0, h_1]$, $V(h) = B_0 h$ and hence

$$(\mathcal{L} - r)V + mB_0 h = (m - \delta)B_0 h \geq 0.$$

On $[h_2, h_3]$, $V(h) = B_0 + \alpha(h - 1)$ and

$$(\mathcal{L} - r)V + mB_0 = mB_0 - \alpha\delta h - r(B_0 - \alpha).$$

At h_3 this is

$$B_0(m - r) + r\alpha - \delta \frac{p_2}{1+p_2} \left(mB_0 \left(\frac{1}{r} - \frac{1}{m} \right) + \alpha \right) = \frac{1}{p_1} (B_0(m - r) + r\alpha) > 0,$$

where we used (4.6). Thus, Proposition 4.1 applies, finishing the result. \square

Proof of Proposition 4.10. We again drop all “P” subscripts, assume $m > r$, recall p_1, p_2 from (4.5) and heavily use (4.6). Value matching and smooth pasting at h_3 give

$$(C.35) \quad \begin{aligned} h_3 = h_3(\alpha) &= \frac{p_2}{1+p_2} \left(\frac{mB_0}{\alpha} \left(\frac{1}{r} - \frac{1}{m} \right) + 1 \right) = \frac{mB_0}{\alpha\delta} \left(\frac{p_1}{p_1-1} - \frac{\delta}{m} \right) + \frac{B_0/\alpha + p_2}{1+p_2} \\ \tilde{C}_2 &= -\frac{\alpha}{p_2} h_3^{1+p_2} < 0. \end{aligned}$$

Here, we obtained the second equality for h_3 using (4.6), and it shows $h_3 > 1$ because $\alpha < B_0$ and $p_1/(p_1-1) = m^*/\delta \leq m/\delta$. Next, value matching at $h_2, 1$ and h_1 give respectively

$$(C.36) \quad \begin{aligned} \tilde{C}_1 &= \frac{1+p_2}{p_1+p_2} \alpha h_2^{1-p_1} - \frac{p_2}{p_1+p_2} \alpha h_2^{-p_1} \left(\frac{mB_0}{\alpha} \left(\frac{1}{r} - \frac{1}{m} \right) + 1 \right); \\ \tilde{C}_2 &= \frac{p_1-1}{p_1+p_2} \alpha h_2^{1+p_2} - \frac{p_1}{p_1+p_2} \alpha h_2^{p_2} \left(\frac{mB_0}{\alpha} \left(\frac{1}{r} - \frac{1}{m} \right) + 1 \right) \end{aligned}$$

$$(C.37) \quad \begin{aligned} \tilde{C}_1 &= C_1 + \frac{1+p_2}{p_1(p_1+p_2)} \frac{mB_0}{\delta}; \\ \tilde{C}_2 &= C_2 - \frac{p_1-1}{p_2(p_1+p_2)} \frac{mB_0}{\delta}. \end{aligned}$$

$$(C.38) \quad \begin{aligned} C_1 &= -\frac{1+p_2}{p_1+p_2} h_1^{1-p_1} \frac{mB_0}{\delta} \left(1 - \frac{\delta}{m} \right) < 0; \\ C_2 &= -\frac{p_1-1}{p_1+p_2} h_1^{1+p_2} \frac{mB_0}{\delta} \left(1 - \frac{\delta}{m} \right) < 0, \end{aligned}$$

Note, these are the same equations as (C.25), (C.23) and (C.24) respectively. Therefore, solving for h_1 yields

$$(C.39) \quad h_1 = \left(\frac{p_1 \left(1 - \frac{\delta}{m} \right)}{1 + \frac{\alpha\delta}{mB_0} p_1 h_2^{-p_1} (h_3 - h_2)} \right)^{\frac{1}{p_1-1}}.$$

Since $\delta < m$, if $h_2 \leq h_3$ then $h_1 > 0$. Furthermore,

$$h_1 < 1 \iff \frac{mB_0}{\alpha\delta} \left(\frac{p_1-1}{p_1} - \frac{\delta}{m} \right) < h_2^{-p_1} (h_3 - h_2).$$

By assumption, $p_1\delta \leq (p_1-1)m$ so the left side above is non-negative. As for the right side, the map $h \rightarrow h^{-p_1}(h_3 - h)$ is non-increasing for $0 < h \leq p_1 h_3 / (p_1 - 1)$ and at $h = 1$ we have using (4.6)

$$\frac{mB_0}{\alpha\delta} \left(\frac{p_1-1}{p_1} - \frac{\delta}{m} \right) < h_3 - 1 \iff 0 < \frac{1}{p_2} \left(\frac{B_0}{\alpha} - 1 \right),$$

which holds as $0 < \alpha < B_0$. Thus, there is a unique h_0 such that h_1 from (C.39) lies in $(0, 1)$ provided h_2 lies in $(1, h_0)$, and

$$(C.40) \quad h_0 = \min \left[h > 1 \mid h^{-p_1}(h_3 - h) = \frac{mB_0}{\alpha\delta} \left(\frac{p_1-1}{p_1} - \frac{\delta}{m} \right) \right] \in (1, h_3].$$

where $h^* = h_3$ if and only if $p_1\delta = (p_1-1)m$. Using h_1 from (C.39), we obtain the same equation as (C.29) for h_2 , and our goal is to show there is a unique solution h_2 lying in $(1, h^*)$ provided

$0 < \alpha < B_0$. As before, dividing by p_2 yields the function

(C.41)

$$\chi(h) := h^{p_2} \left(h - \frac{p_1(1+p_2)}{(p_1-1)p_2} h_3 \right) + \frac{mB_0}{\alpha\delta} \left(\left(1 - \frac{\delta}{m} \right) \left(\frac{p_1 \left(1 - \frac{\delta}{m} \right)}{1 + \frac{\alpha\delta}{mB_0} p_1 h^{-p_1} (h_3 - h)} \right)^{\frac{1+p_2}{p_1-1}} + \frac{1}{p_2} \right)$$

The same argument as in Proposition 4.9 shows $\chi(1) > 0$ since there-in $(p_1-1)m < p_1\delta$ was only used to show $\alpha < \alpha^*$ implied $\alpha < B_0$, which we are now directly assuming (c.f. (C.31)). Similarly, it still remains true that $\dot{\chi} < 0$ if and only if (C.32) holds, which we repeat here

$$h^{p_1} + \frac{\alpha\delta}{mB_0} p_1 (h_3 - h) - p_1 \left(1 - \frac{\delta}{m} \right) h > 0.$$

But, for $h \in (1, h_0]$ we have by definition

$$h^{-p_1} (h_3 - h) \geq \frac{mB_0}{\alpha\delta} \left(\frac{p_1 - 1}{p_1} - \frac{\delta}{m} \right).$$

But this implies

$$\frac{\alpha\delta}{mB_0} p_1 (h_3 - h) \geq p_1 h^{p_1} \left(\frac{p_1 - 1}{p_1} - \frac{\delta}{m} \right),$$

and hence

$$h^{p_1} + \frac{\alpha\delta}{mB_0} p_1 (h_3 - h) - p_1 \left(1 - \frac{\delta}{m} \right) h \geq p_1 h \left(1 - \frac{\delta}{m} \right) (h^{p_1-1} - 1) > 0,$$

since $h > 1$. Thus, $\dot{\chi} < 0$ on $(1, h_0]$. Lastly, we wish to show that $\alpha < B_0$ implies $\chi(h_0) < 0$. To do so, we use the implicit function theorem. Indeed, with an eye towards (C.40) define the function

$$\varphi(\alpha, h) := \frac{\alpha\delta}{mB_0} h^{-p_1} (h_3(\alpha) - h) - \left(\frac{p_1}{p_1 - 1} - \frac{\delta}{m} \right).$$

We have already shown $\partial_h \varphi(\alpha, h) < 0$ for $0 < h < p_1 h_3(\alpha)/(p_1 - 1)$, and plugging in for $h_3(\alpha)$ from (C.35) and using (4.6) we obtain

$$\varphi(\alpha, h) = \left(\frac{p_1 - 1}{p_1} - \frac{p_2}{1 + p_2} \frac{\delta}{m} - \frac{\alpha\delta}{mB_0} \left(h - \frac{p_2}{1 + p_2} \right) \right) h^{-p_1} - \left(\frac{p_1 - 1}{p_1} - \frac{\delta}{m} \right),$$

which is decreasing in α for $p_2/(1 + p_2) < h$. Therefore, by the implicit function theorem we know

$$0 = \varphi(\alpha, h_0(\alpha)) \implies \partial_\alpha h_0(\alpha) = - \frac{\partial_\alpha \varphi}{\partial_h \varphi} \Big|_{(\alpha, h_0(\alpha))} < 0,$$

so that $h_0(\alpha)$ is strictly decreasing in α . As we have already shown $\dot{\chi}(h_0) < 0$ it thus follows that $\alpha \rightarrow \chi(h_0(\alpha))$ is increasing. This implies for $\alpha < B_0$ that $\chi(h_0(\alpha)) < \lim_{\tilde{\alpha} \uparrow B_0} \chi(h_0(\tilde{\alpha}))$. From (C.35) we see that $h_3(B_0) = p_1 m / ((p_1 - 1)\delta)$, $h_0(\alpha = B_0) = 1$ and hence $\chi(1) = 0$. Therefore, $\chi(h_0) < 0$ for $\alpha < B_0$ which is what we wanted to show, because this ensures a unique $h_2 \in (1, h_0) \subset (1, h_3)$ such that $\chi(h_2) = 0$ and the associated $h_1 \in (0, 1)$.

As for the constants, we know $\check{C}_2, C_1, C_2 < 0$. From (C.37) we obtain $\tilde{C}_2 < 0$. As for \tilde{C}_1 , (C.36) implies

$$\tilde{C}_1 = - \frac{1 + p_2}{p_1 + p_2} \alpha h_2^{-p_1} (h_3 - h_2) < 0.$$

Therefore, repeating the steps in the proof of Proposition 4.9 exactly as in the line below (C.34) starting with “This ensures...” gives the result. \square

Proof of Proposition 4.11. The given C_1, \tilde{C}_2 ensure value matching and smooth pasting at $h = 1$ as well strict concavity of V . As for $h > 1$ we have $h^2(V'(h))^2 \leq p_2^2 \tilde{C}_2^2$ and it is clear that (4.3) holds. As $(\mathcal{L} - r)V(h) = mB_0 \min[1, h]$, we have for all times $t \geq 0$ that

$$V(h) = \mathbb{E}^h \left[e^{-rt} V(H_t) + \int_0^t e^{-ru} cB_0 \min[1, H_u] du \right].$$

The result follows by monotone convergence taking $t \uparrow \infty$ as $0 \leq V(h) \leq mB_0/r$. \square

DEPARTMENT OF MATHEMATICS, NORTH CAROLINA STATE UNIVERSITY, RALEIGH, NC 27695

Email address: `ykitapb@ncsu.edu`

QUESTROM SCHOOL OF BUSINESS, BOSTON UNIVERSITY, BOSTON, MA 02215

Email address: `scottrob@bu.edu`