

# Scheduling with a processing time oracle\*

Fanny Dufossé<sup>†</sup>   Christoph Dürr<sup>‡§</sup>   Noël Nadal<sup>¶</sup>   Denis Trystram<sup>†</sup>  
 Óscar C. Vásquez<sup>\*\*</sup>

July 21, 2022

## Abstract

In this paper we study a single machine scheduling problem with the objective of minimizing the sum of completion times. Each of the given jobs is either short or long. This information is necessary to produce the optimal schedule. However it is initially hidden to the algorithm, only the execution of a processing time oracle reveals the processing time of a given job. These tests occupy time on the schedule, therefore the algorithm must decide for which jobs it will call the processing time oracle. The objective value of the resulting schedule is compared with the objective value of an optimal schedule, which is computed using full information. The resulting competitive ratio measures the price of hidden processing times.

Two models are studied in this paper. In the *non-adaptive* model, the algorithm needs to decide before hand which jobs to test, and which jobs to execute untested. However in the *adaptive* model, the algorithm can make these decisions adaptively to the outcomes of the job tests. In both models we provide optimal polynomial time *two-phase* algorithms, which consist of a first phase where jobs are tested, and a second phase where jobs are executed obliviously. Experiments give strong evidence that optimal algorithms have this structure. Proving this property is left as an open problem.

**Keywords:** scheduling; uncertainty; competitive ratio; processing time oracle

## 1 Introduction

A typical combinatorial optimization problem consists of a clear defined input, for which the algorithm has to compute a solution minimizing some cost. This is the beautiful simple world of theory. In contrast, everyone who participated in some industrial project can testify that obtaining the input is one of the hardest aspects of problem solving. Sometimes the client does not have the precise data for the problem at hand, and provides only some imprecise estimations. However, imprecise input can only lead to imprecise output, and the resulting solution might not be optimal. Different approaches have been proposed to deal with this

---

\*This work was partially supported by the French research agency (ANR-18-CE25-0008), by the EPSRC grant EP/S033483/1 as well as by Proyecto DICYT 061817VP and Beca Olga Ulianova

<sup>†</sup>Univ. Grenoble-Alpes, Inria, CNRS, LIG, France

<sup>‡</sup>Sorbonne University, CNRS, LIP6, Paris, France

<sup>§</sup>Corresponding author

<sup>¶</sup>Ecole Normale Supérieure Paris-Saclay, France

<sup>\*\*</sup>Industrial Engineering Department, University of Santiago of Chile, Chile

situation, such as robust optimization or stochastic optimization, see [1–3] for surveys on those areas.

In this context, optimizing under explorable uncertainty is an alternative approach which has been introduced recently. While the problem instance consists of a set of numerical parameters, the algorithm however obtains as input only an uncertainty interval for each one. The algorithm knows for each parameter that it belongs to the given interval and has the possibility to make a query in order to obtain the precise value. There is a clear trade-off between the number of queries an algorithm makes and the quality of the solution it produces. This setting differs from a probabilistic one, studied in [4, 5], where jobs have weights and processing times drawn from known distributions, and the algorithm can query these parameters. A seemingly similar problem has been studied in [6, 7], with two main differences. First, the processing time of a non-tested job is always the upper bound of the given processing time uncertainty interval. Second, testing a job can influence its processing time, which is not the case in our problem. As a consequence, the optimal schedule for the model described in [6] contains possibly job tests, which is not the case in the model formulated in this paper. Unit testing time is assumed in [6] while general testing times are considered in [7].

There are different measures to evaluate the performance of an algorithm. Early work studied the number of queries an algorithm needs to perform in order to be able to produce an optimal solution, no matter what the values of the non queried parameters happen to be. In this sense the queries are used to form a proof of optimality, and the underlying techniques are close to the ones used in query complexity.

A broad range of problems has been studied, namely the finding the median [8], or more generally the  $k$ -th smallest value among the given parameters [9], finding a shortest path problem when the uncertain parameters are the edge lengths [10], determining the convex hull of given uncertain points [11], or computing a minimum spanning tree [12–14]. The techniques which have been developed in these papers have been generalized and described in [15, 16].

A related stochastic model for scheduling with testing has been introduced by Levi, Magnanti and Shaposhnik [5, 17]. They consider the problem of minimizing the weighted sum of completion times on one machine for jobs whose processing times and weights are random variables with a joint distribution, and are independent and identically distributed across jobs. In their model, testing a job does not make its processing time shorter, it only provides information for the scheduler (by revealing the exact weight and processing time for a job, whereas initially only the distribution is known). They present structural results about optimal policies and efficient optimal or near-optimal solutions based on dynamic programming.

## 2 Our Contribution

In this paper, we consider the problem of scheduling  $n$  independent jobs on a single machine, with jobs duration limited to two possible values  $p$  or  $p+x$ , for some parameters  $p, x \geq 0$ . Each job can be tested, requiring one time unit on the schedule, revealing the actual processing time. The objective value of a schedule is the sum of the completion times of the jobs.

To motivate the problem suppose that you need to schedule four jobs called  $A, B, C, D$  on a single machine and suppose further that their respective processing times are 6, 2, 5 and 3 minutes, see Figure 1. For minimizing total completion time, the optimal execution order

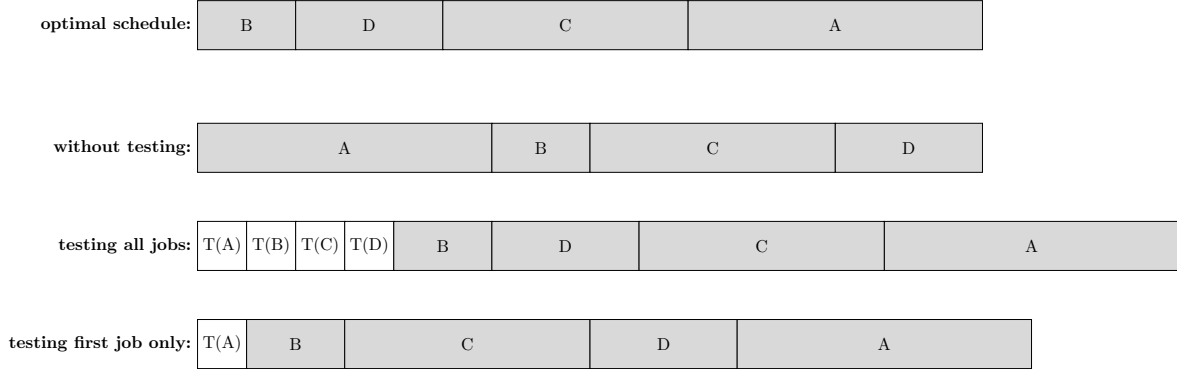


Figure 1: Examples of schedules with four jobs  $A, B, C, D$ .

is  $B, D, C, A$  (sorted by increasing processing time), which has objective value  $2 + (2 + 3) + (2 + 3 + 5) + (2 + 3 + 5 + 6) = 33$ . However these processing times are unknown to you, the jobs are indistinguishable, and you only know that the processing times belong to the interval  $[2, 6]$ . So you could schedule them in an arbitrary order, for example the execution order  $A, B, C, D$  would yield an objective value of 43, which is roughly 1.30 larger than the optimum. But you have access to a processing time oracle, which allows you to query the processing time of a particular job, and this operation lasts for one minute. Such an oracle can be thought of a machine learning black box predictor, which was trained on large number of jobs. Alternatively this oracle can be thought of a distant supercomputer, to which you could send the job, measure its processing time, and scale it in order to have an accurate prediction for your local machine. However the jobs need to process local resources and therefore the distant machine cannot be used to perform the actual computation. So you could query this oracle for all 4 jobs, allowing you to schedule them in the optimal order. The resulting schedule would be  $\text{test}(A), \text{test}(B), \text{test}(C), \text{test}(D), B, D, A, C$ , with a total completion time of  $33 + 4 * 4 = 49$ , since the four tests delay all four subsequent job executions by 4 minutes. The objective value is roughly 1.48 times more than the optimum. Testing jobs allows to schedule jobs in a better order, at a price of delaying the schedule by tests. What would be the optimal tradeoff? You need to decide which jobs to test, but also when to execute them. For example you could start testing job  $A$ , then decide to postpone its execution toward the end, leading to the schedule  $\text{test}(A), B, C, D, A$  which has the objective value 39, only 1.18 times more than the optimum. Your goal in this scheduling problem is to produce a schedule with an objective as close as possible to the optimal objective, minimizing the ratio between the two objective values in the worst case.

In [6] it was shown that in the worst case the processing times of the given jobs are the extreme values of their uncertainty domain  $[p, p + x]$ . This applies to our problem at hand as well, therefore we assume for simplicity that jobs can be either short (processing time  $p$ ) or long (processing time  $p + x$ ).

Again, the performance of an algorithm is not measured by the objective value of the produced schedule, but rather by the ratio between this value and the objective value of an optimal schedule. The *competitive ratio* of an algorithm is the maximum of this ratio over all problem instances, while the *competitive ratio* of the problem is the minimum competitive ratio over all algorithms. Note that the optimal schedule does not need to test the jobs, and schedules them untested, starting with the short jobs.

We study the competitive ratio in two algorithmic models. In the *non adaptive model*, the algorithm has to decide from the beginning of the schedule how many jobs it wants to test, while in the *adaptive model*, can make this decision adaptively, depending on the outcome of previous tests.

At the beginning of the schedule, jobs are indistinguishable to the algorithm, therefore we suppose that the algorithm processes the jobs in a fixed arbitrary order. As we show in Lemma 2, an optimal algorithm executes a tested short job right after its test, and delays the execution of a tested long job towards the end of the schedule. With this observation in mind, the behavior of an algorithm can be fully described by a binary decision for each job, namely to execute it untested, or to test it and to execute it accordingly to the outcome as described above.

From experiments we made, it seems that optimal algorithms follow a *two-stage* behavior, namely to first test some number of jobs, and then to execute untested the remaining jobs (see Section 7). Intuitively this makes sense, as the benefit of a test decreases with the progression of the schedule. The purpose of a test is to identify long jobs so they can be scheduled as late as possible. Compared with an early execution, this allows to decrease the objective value, but the benefit depends on the number of jobs which processing time is not yet known. Being unable to provide a formal proof, we leave the proof of this conjectured dominant behavior as an open problem, and focus in this paper only on two-phase algorithms.

**Conjecture 1.** *For all values of  $p, x, n$ , and for both the adaptive and non-adaptive model, there is an optimal algorithm following a two-phase strategy.*

Here by *optimal algorithm* we mean an algorithm which achieves the smallest competitive ratio for the worst case instance, i.e. when the adversary plays optimally. In case the adversary does not play optimally, in the adaptive model the algorithm can achieve an even better competitive ratio, but might need to diverge from a two-phase strategy for this.

For the non adaptive model, we were able to provide an algorithm running in time  $O(n^2)$  which determines the optimal two-phase strategy for the algorithm. Note that this procedure is not polynomial in the input size, which consists only of the values  $p, x, n$ , but it is polynomial in the number of jobs, and therefore also in the size of the produced schedule. In addition we provide a closed form expression of the limit of the competitive ratio, when  $n$  tends to infinity.

For the adaptive model, we were also able to provide an algorithm running in time  $O(n^3)$ . More precisely, if there are still  $r$  jobs to be handled, the algorithm computes in time  $O(r^3)$  a strategy for the remainder (how many jobs it wants to test). The algorithm will stick to this strategy if the adversary behaves optimally. However once the adversary diverges from its optimal strategy, the algorithm needs to recompute the strategy for the remaining jobs. This means that in overall the algorithm has a time complexity  $O(n^3)$  if it plays against the optimal adversary, and time complexity  $O(n^4)$  otherwise.

### 3 Problem settings

Formally, we consider the problem of scheduling  $n$  independent jobs on a single processor with the objective of minimizing the sum of completion times. Every job can be either short (processing time  $p$ ) or long (processing time  $p + x$ ) for some known parameters  $p, x \geq 0$ . The algorithm receives  $n$  jobs without the information of their processing times. There are two

possibilities for the algorithm to handle a job. The job can be executed untested, or it can be tested. A job test consists in the execution of a processing time oracle whose duration is one time unit and reveals to the algorithm the processing time of the job.

An example is pictured in Figure 2. Here, the scheduler decides to test the two first jobs. The first test indicates a short task that is executed immediately, and the second test indicates a long job that is postponed to the end of the schedule (starting at time 7). The two last jobs are executed untested.

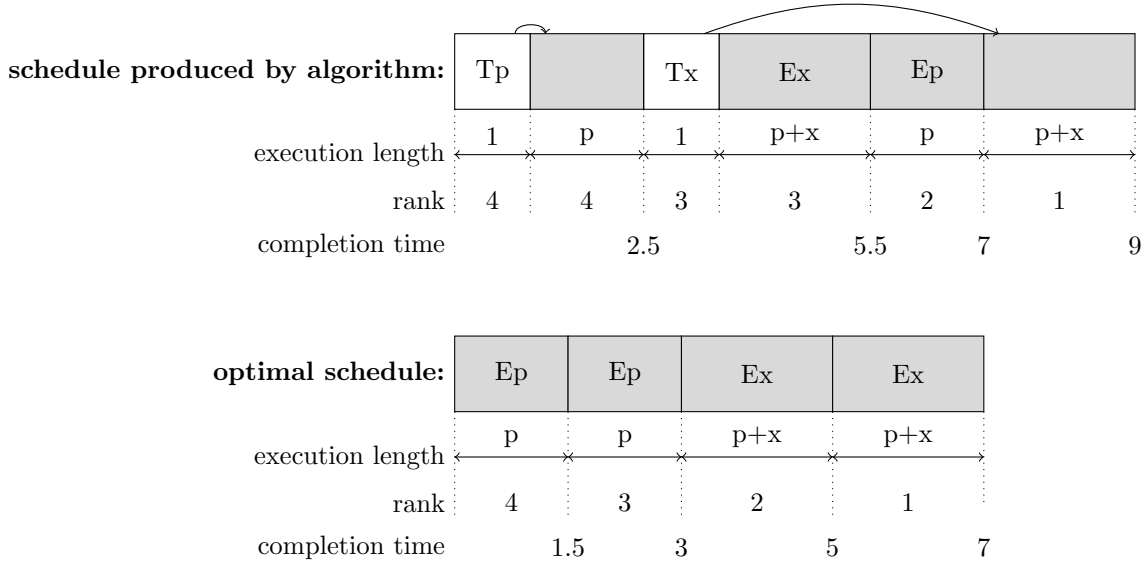


Figure 2: Example of a schedule with  $n = 4$  jobs and  $p = 1.5, x = 0.5$ . White squares correspond to job tests, while gray rectangles are job executions. The arcs indicate where each tested job is eventually executed. The competitive ratio of this schedule is  $(2.5 + 5.5 + 7 + 9)/(1.5 + 3 + 5 + 7) = 24/16.5$

Borrowing the terminology of online algorithms we consider the problem as a game played between an algorithm and an adversary. As all zero sum games with finite strategy sets the game admits an equilibrium and therefore an optimal algorithm, see [18]. In addition see [19, 20] for recent introductions into online algorithms. But we emphasize that this is not an online problem, in the sense that the algorithm receives from the beginning on all  $n$  jobs. It chooses a strategy  $u \in \{T, E\}^n$ , while the adversary chooses a strategy  $v \in \{p, x\}^n$ . The jobs are indexed from 1 to  $n$ , and the algorithm processes the jobs in this order. It tests the  $i$ -th job if  $u_i = T$  and executes it untested if  $u_i = E$ . The adversary specifies the job lengths by the string  $v$ : the  $i$ -job is short if  $v_i = p$  and long otherwise. If a tested job is short it is executed right away and if it is long its executing is postponed towards the end of the schedule. The strategies  $u, v$  result in a schedule which cost is compared with the cost of the optimal schedule, resulting in a competitive ratio. The algorithm wants to minimize this ratio, while the adversary wants to maximize it. In the non-adaptive model, the algorithm plays  $u$ , and the adversary plays simultaneously  $v$ , while in the adaptive model, algorithm and adversary play in alternation: First the algorithm plays  $u_1$ , then the adversary plays  $v_1$ , then again the algorithm plays  $u_2$  and so on.

For convenience we describe a schedule with a string of the form  $((T|E)(p|x))^n$ , which

encodes the decisions made by both the algorithm and the adversary, and compactly describes the actual schedule. For example the upper schedule of Figure 2 would be described by  $TpTxExEp$ . When both the algorithm and the adversary play optimally, then we call the resulting schedule, the *equilibrium schedule*. In this notation  $Ep$  describes the execution of an untested short job,  $Ex$  the execution of a long untested job,  $Tp$  the test of a short job, followed immediately by its execution and  $Tx$  the test of a long job, whose execution is delayed towards the end of the schedule and does not explicitly appear in the notation.

## Objective

The objective value of a schedule is the sum of the completion times over all jobs. The goal of the scheduler however is not to minimize the objective value of its schedule in the worst case. Because in that case he would never dare to test any job. Instead the algorithm's concern is to minimize the *competitive ratio*, defined as the ratio between the objective value of the produced schedule and the objective value of an optimal schedule. In Figure 2, the algorithm reaches the objective value  $2.5 + 5.5 + 7 + 9 = 24$  while the optimum is  $1.5 + 3 + 5 + 7 = 16.5$ . Thus, the resulting competitive ratio is  $24/16.5$ . Note that the optimal schedule simply consists of job executions starting with the short jobs followed by the long jobs, without having to perform any test. In that sense, the competitive ratio measures the *price of hidden processing times* in this problem. For problems with hidden information it is quite common to measure the performance of algorithm by comparing the objective value with the optimum, rather than to look for algorithms minimizing the objective value itself without normalization by the optimum. Indeed for our problem such an algorithm would not dare to test any job, as in the worst case objective value could then exceed  $(p + x)n(n + 1)/2$ .

## Rank

Throughout the paper it will be convenient to express the cost of a schedule — the total completion time — using the notion of *inverse rank*, which we call *rank* for simplicity. A schedule consists of a sequence of job tests and job executions. Each of these actions has a rank which is defined as the number of jobs which are executed after this part, including the action itself in case of a job execution. This permits us to express the total job completion time as the sum of all actions in the schedule of the length of the action multiplied with its rank. For example in Figure 2, the first test duration delays the completion time of all 4 jobs, it thus has rank 4. The second test delays all but the first job, therefore it has rank 3. The tested long job is postponed to the end of the schedule, and has rank 1. The two last jobs which are executed untested have rank respectively 3 and 2.

## Two algorithmic models

We study two models. In the *adaptive model*, the algorithm can adapt to the adversary after each step. This setting is studied in Section 6. In contrast, in the *non-adaptive model* the algorithm has to decide once for all on a sequence of testing and executing, and stick to it, no matter what the job lengths happen to be. The results in this setting are presented in Section 5.

See Table 1 for an illustration of the non adaptive model. The algorithm chooses a particular strategy (column) and the adversary chooses a particular response (row). The resulting ratio is indicated in the selected cell of this array. The equilibrium schedule is

	$EE$	$ET$	$TE$	$TT$
$pp$	$\frac{3p}{3p} = 1$	$\frac{3p+1}{3p} = \frac{7}{6}$	$\frac{3p+2}{3p} = \frac{4}{3}$	$\frac{3p+3}{3p} = \frac{3}{2}$
$px$	$\frac{3p+x}{3p+x} = 1$	$\frac{3p+x+1}{3p+x} = \frac{8}{7}$	$\frac{3p+x+2}{3p+x} = \frac{9}{7}$	$\frac{3p+x+3}{3p+x} = \frac{10}{7}$
$xp$	$\frac{3p+2x}{3p+x} = \frac{8}{7}$	$\frac{3p+2x+1}{3p+x} = \frac{9}{7}$	$\frac{3p+x+2}{3p+x} = \frac{9}{7}$	$\frac{3p+x+4}{3p+x} = \frac{11}{7}$
$xx$	$\frac{3p+3x}{3p+3x} = 1$	$\frac{3p+3x+1}{3p+3x} = \frac{10}{9}$	$\frac{3p+3x+2}{3p+3x} = \frac{11}{9}$	$\frac{3p+3x+4}{3p+3x} = \frac{13}{9}$

Table 1: The competitive ratio in the non adaptive setting for 2 jobs,  $p=2$  and  $x=1$ , as a function of the algorithm's strategy (columns) and the adversarial strategy (rows).

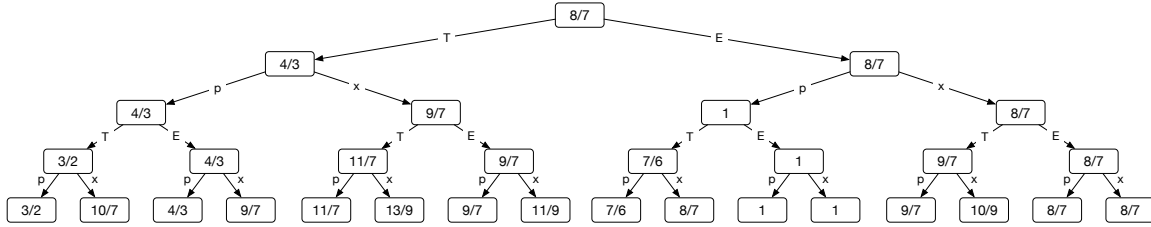


Figure 3: Decision tree in the adaptive setting for 2 jobs,  $p=2$  and  $x=1$ .

determined by the min-max value of this array, namely  $ExEp$  in this case, resulting in the ratio  $8/7$ .

In the adaptive model, the interaction between the algorithm and the adversary is illustrated by the game tree shown in Figure 3. Every node represents a particular moment of the interaction. Leaf nodes are labeled with the resulting ratio. Inner nodes have two out-coming arcs, representing the possible actions of the algorithm or the adversary, which play in alternation, and are labeled with the ratio resulting of a best choice. Remember, the algorithm is the minimizer in this 2 player game, while the adversary is the maximizer. In this small example, the competitive ratio happens to be identical in the adaptive and non-adaptive models, but generally this is not the case.

## 4 Dominance properties

In this section we show some important properties of optimal algorithms. We say that an algorithm is *postponing* if it executes all tested long jobs at the end of the schedule and executes every tested short job immediately after its test. We will show that any optimal algorithm has this property. In addition we say that the adversary is restricted if it is forced to make the last job long, which is suboptimal according the previous lemma.

We consider the game tree resulting of an adaptive algorithm (not necessarily postponing) playing against an optimal adversary. For every node where the algorithm is in turn, 3 actions are possible, namely to test a job, to execute an untested job or to execute a tested long job. After the first two actions the adversary is in turn, while after the last action the algorithm

is still in turn. Figure 3 shows only the first two actions.

Every node has a ratio associated to it, which is the competitive ratio reached from this node when both the algorithm and the adversary play optimally. Consider a node in the game tree, where the algorithm is in turn, and assume that the algorithm did not yet execute untested jobs. The ratio of this node is completely described by some parameters  $c, d, e, f$ :  $c$  is the number of tested short jobs,  $d$  the number of tested long jobs which are pending (not yet executed),  $f$  is the number of untested jobs, and  $e$  is a value determining the algorithms cost in the following way. It is defined as the total rank over all tests plus  $x$  times the total rank of all executions of long tested jobs. If this node were a leaf in the game tree, the algorithm's cost would be  $e + xd(d+1)/2 + pn(n+1)/2$ , where we added to  $e$  the additional cost of the postponed long job executions, and a *base cost* generated by all  $n$  job executions. We use the following notations of a ratio of a node with parameters  $c, d, e, f$ , under various restrictions on the players.

notation	algorithm	adversary
$\text{ratio}(c, d, e, f)$	unrestricted	unrestricted
$\text{ratio}'(c, d, e, f)$	postponing	unrestricted
$\text{ratio}''(c, d, e, f)$	postponing	restricted

We can show the following useful inequality.

**Lemma 1.** *For any  $c, d, e \geq 0$  and  $f \geq 1$  we have  $\text{ratio}'(c, d, e, f) > \text{ratio}'(c, d+1, e, f-1)$ .*

*Proof.* From the previous lemma we know that the last decision of the restricted adversary is suboptimal, hence  $\text{ratio}'(c, d, e, f) > \text{ratio}''(c, d, e, f)$  when  $f \geq 1$ .

Now we observe the equality  $\text{ratio}''(c, d, e, f) = \text{ratio}'(c, d+1, e, f-1)$ . The point is that the last untested job  $j$  executed in the equilibrium schedule corresponding to  $\text{ratio}''(c, d, e, f)$  is long and followed immediately by the tested long jobs. Hence conceptually one could consider this job as an additional tested long job, decreasing at the same time the number of untested jobs. Because the restricted adversary was only committed to the job  $j$ , and not to the other  $f-1$  jobs, the equilibrium schedule corresponding to  $\text{ratio}''(c, d, e, f)$  is identical to the one corresponding to  $\text{ratio}'(c, d+1, e, f-1)$ . This concludes the proof.  $\square$

The previous lemma allows us to show than the optimal algorithm is postponing.

**Lemma 2.** *Both in the adaptive and the non-adaptive model, the optimal algorithm is postponing, in other words  $\text{ratio} = \text{ratio}'$ .*

*Proof.* We provide the proof only for the adaptive model, as it is the hardest. First we observe that tested short jobs can be safely executed by the algorithm right after their test. This choice reduces the rank of the following actions, and has no influence on the adversary's strategies. Hence the optimal algorithm executes tested short jobs right after their test.

For the tested long jobs, formally we show that for every node in the game tree with parameters  $c, d, e, f$ , the optimal algorithm will not execute a tested long job as the next action. The proof is by induction on the pair  $(f, d)$  in lexicographical order. The base case  $f = 0$ , holds trivially. Indeed the node is in fact a leaf in the game tree, and the algorithm has no option but to execute all  $d$  tested long jobs.

For the induction step consider a node with parameters  $c, d, e, f$ ,  $f \geq 1$  and assume the induction hypothesis for all nodes with parameter  $f-1$ , or with parameter  $f$  and  $d-1$  in case  $d \geq 1$ .



We start with the easy case  $d = 0$ . When there are no tested long jobs available, the algorithm has no choice but to test or to execute the next one among the  $f$  untested jobs. This action results in a node with parameter  $f - 1$ , and by induction hypothesis the algorithm is postponing.

It remains to show the induction step for the case  $d \geq 1$ . The following table shows the ratios resulting by an action from the algorithm followed possibly by an action from the adversary.

short	action	ratio
Tp	test a short job	$\text{ratio}(c+1, d, e+f+d, f-1)$
Tx	test a long job	$\text{ratio}(c, d+1, e+f+d, f-1)$
Ep	execute an untested short job	$C = \text{ratio}(c+1, d, e, f-1)$
Ex	execute an untested long job	$B = \text{ratio}(c, d, e+x(f+d), f-1)$
	execute a tested long job	$A = \text{ratio}(c, d-1, e+x(f+d), f)$

Ratios  $A, B$  can be compared using the fact that by induction hypothesis for nodes with parameters  $f-1, d$  or  $f, d-1$  the optimal algorithm is postponing, which allows to use Lemma 1. It shows that the ratio  $A$  is larger than the ratio  $B$ .

But this is not enough, we need to show  $A > \max\{B, C\}$ . This inequality would certify that the optimal algorithm does not choose to execute a tested long job now, which is the induction step to show.

When  $B \leq C$  there is nothing to show. Hence we assume  $C > B$ , in other words the optimal adversary answers the E action (execute an untested job) by a short job. We claim that from now on all executions of untested jobs will be short. Here we use the two-phase assumption. This assumption states that once an untested job is executed, all remaining untested jobs will be executed. As a result the subsequent schedule consists of  $f$  job executions followed by  $d$  executions of the pending tested long jobs. The two-phase assumption really means that from now on the algorithm commits to this execution pattern, hence the adversary can decide on a number  $0 \leq b \leq f$  of jobs to be long. Which of the  $f$  executed jobs will be long is of no influence on the cost of the adversary, but placing them first maximizes the cost of the algorithm. This proves the claim.

Now if the algorithm knows that its remaining  $f$  executions of untested jobs will be short, then we claim that it prefers to execute an untested job, rather than a tested long job. The formal reason is that if the algorithm decides for the later, then it will have a ratio strictly larger than  $C$  already if the adversary still decides to make all untested jobs short, no matter if they are tested or executed untested.

This concludes the induction step, and therefore the proof.  $\square$

We complete this section by describing what is happening at the last node in the game tree.

**Lemma 3.** *Consider a node in the game tree where the algorithm is in turn and a single untested job  $j$  is left, that is a node with parameters  $c, d, e, f$  and  $f = 1$ . Then the optimal algorithm executes job  $j$  untested, following by all  $d$  tested long jobs. Moreover the adversary will make job  $j$  short. This holds for both the adaptive and the non-adaptive model.*

*Proof.* By the previous lemma, the optimal algorithm is postponing, meaning that it executes all  $d$  tested long jobs after job  $j$ . Hence testing  $j$  would not improve the schedule. Executing

it untested decreases strictly the objective value, while leaving the adversary with the same set of possible actions.

If the adversary makes  $j$  short instead of long, then he decreases the cost of the algorithm by  $x(d+1)$  and decreases his cost by at least  $x(d+1)$ . Hence making  $j$  short increases strictly the competitive ratio and is therefore the choice of the optimal adversary.  $\square$

## 5 Non adaptive algorithms

In this section we analyze two-phase algorithms in the non adaptive model. The set of algorithmic strategies can be modeled as  $u \in \{T^a E^{n-a} : 0 \leq a \leq n\}$ , and the set of adversarial strategies modeled as  $v \in \{x, p\}^n$ . The resulting schedule is described by the string  $u_1 v_1 u_2 v_2 \dots u_n v_n$ .

In addition we show some structure of the adversarial best response to any algorithmic strategy.

**Lemma 4.** *The adversarial best response  $v$  to any algorithmic strategy  $u$  of the form  $T^* E^*$  results in a schedule of the form  $(Tx)^*(Tp)^*(Ex)^*(Ep)^*$ .*

*Proof.* We show the claim by an exchange argument. Let  $v$  an adversarial strategy which is not of the claimed form. Then there is a position  $0 \leq i < n$  such that  $u_i v_i u_{i+1} v_{i+1} \in \{TpTx, EpEx\}$ . We consider the effect of swapping  $v_i$  with  $v_{i+1}$  in the adversarial strategy. Since the number of long jobs is preserved, in order to analyze the change in the ratio, in fact we need to analyze the cost of the resulting schedule. We observe that the cost is increased by the exchange, namely by  $x$  in the case  $EpEx$  and by 1 in the case  $TpTx$ .  $\square$

The implication of this lemma is that there are only  $O(n^3)$  possible outcomes of the game. One can compute the ratios of these schedules in amortized constant time by considering them in an appropriate order and updating the costs of the algorithm's schedule and optimal schedule during the loops. Hence computing the optimal non adaptive strategy of the form  $T^* E^*$  can be done in time  $O(n^3)$ . We show how this complexity can be reduced.

**Theorem 1.** *For the non-adaptive model, the equilibrium schedule (and therefore the optimal algorithm's strategy) can be computed in time  $O(n^2)$ .*

*Proof.* We observed earlier that all equilibrium schedules consist of four parts and are of the form  $(Tx)^b (Tp)^{a-b} (Ex)^{c-b} (Ep)^{n-a+b-c}$  for some parameters  $a, b, c$ . The parameter  $a$  describes the number of tests done by the algorithm, while  $c$  describes the total number of long jobs, and  $b$  the number of tested long jobs, as decided by the adversary. We fix the parameters  $a, c$  and show that the optimal parameter  $b$  for the adversary can be computed in constant time. As there are only  $O(n^2)$  possible values for  $a, b$  this would prove the theorem.

The parameter  $c$  defines the total number of long jobs, hence the optimal schedule, which is  $(Ep)^{n-c} (Ex)^c$ , does not depend on  $b$ . As a result, the adversary chooses  $b$  such that the

cost of the algorithm is maximum. The cost of the algorithm can be expressed as follows

$$\begin{aligned}
\text{ALG}(b) = & b(b+1)/2 && \text{(cost of part 1)} \\
& + bn && \text{(delay caused by part 1)} \\
& + (1+p)(a-b)(a-b+1)/2 && \text{(cost of part 2)} \\
& + (1+p)(a-b)(n-a+b) && \text{(delay caused by part 2)} \\
& + (p+x)(c-b)(c-b+1)/2 && \text{(cost of part 3)} \\
& + (p+x)(c-b)(n-a+2b-c) && \text{(delay caused by part 3)} \\
& + p(n-a+b-c)(n-a+b-c+1)/2 && \text{(cost of part 4)} \\
& + p(n-a-c+b)b && \text{(delay caused by part 4)} \\
& + (p+x)b(b+1)/2. && \text{(cost of delayed long jobs)}
\end{aligned}$$

This function is quadratic in  $b$  with a negative second derivative, namely  $-2x$ . Therefore the integer maximizer of ALG can be found, by first finding the root of the function  $b \mapsto \text{ALG}(b) - \text{ALG}(b-1)$  and then rounding it down. This function is  $a + (a-2b+2c-n+1)x$ , and its root is

$$b^* = c - \frac{n-a-a/x}{2},$$

which never exceeds  $c$ . The adversary has to choose  $b$ , such that  $0 \leq b \leq \min\{a, c\}$ , hence he chooses

$$\min\{a, \max\{0, \lfloor b^* \rfloor\}\}.$$

Since this integer can be computed in constant time, this concludes the proof.  $\square$

We conclude this section, by providing a closed expression for the asymptotic competitive ratio. The computations have been conducted with the help of the computing system Mathematica. The files are made available to the reader in the companion webpage <https://www.lip6.fr/Christoph.Durr/Scheduling-w-Oracle/>.

Formally we analyze the limit of the competitive ratio when  $n$  tends to infinity. This is possible, because for large values of  $n$ , we can focus on the dominant parts in the schedule costs, and ignore integrality of the parameters. In the sequel instead of working with integral parameters  $a, b, c$  we work with fractions. Note that along the way we also made a variable change, in the sense  $a = \alpha n, b = \beta n, c = (\beta + \gamma)n$ .

The intuition behind the following theorem is that for large instances, if  $x$  is not larger than  $2 + 1/p$  then the difference of short and large jobs is so small that the length of a test is too costly compared to the gain obtained from the returned information.

**Theorem 2.** *The asymptotic competitive ratio of the scheduling problem for non adaptive algorithms is*

$$\sqrt{1 + \frac{x}{p}}$$

when  $0 \leq x < 2 + 1/p$  and

$$1 + \frac{x^2 - px - 1 + \sqrt{\Delta'}}{2px^2}$$

when  $x \geq 2 + 1/p$ , where  $\Delta'$  is defined in Equation (9).

*Proof.* Given  $n$ , the number of jobs, the algorithm decides on some fraction  $0 \leq \alpha \leq 1$ , and will test the first  $\alpha n$  jobs, followed by the untested execution of the remaining  $(1 - \alpha)n$  jobs. The adversary decides on some fraction  $0 \leq \beta \leq \alpha$  of the tested jobs to be long, and some fraction  $0 \leq \gamma \leq 1 - \alpha$  of the executed jobs to be long. Both the cost of the algorithm and of the optimal schedule are quadratic expressions in  $n$ . For the sake of simplicity we focus only on the quadratic part, which is dominating for large  $n$ . Hence the results of this section apply only asymptotically when  $n$  tends to infinity. However in principle it is possible to make a similar but tedious analysis also for the linear part and obtain results that hold for all job numbers  $n$ .

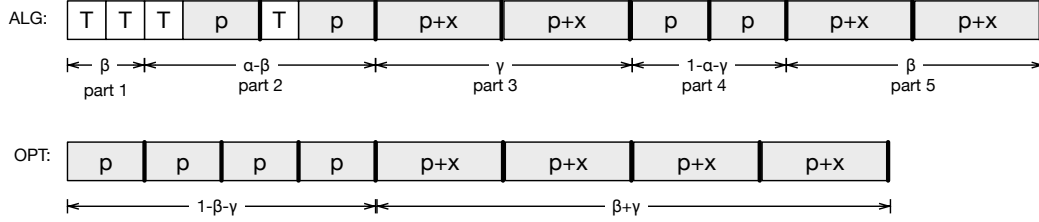


Figure 4: Schedule obtained in the non adaptive setting.

In summary we study a game played between the algorithm and the adversary. The algorithm chooses some parameter  $\alpha$  while the adversary chooses some parameters  $\beta, \gamma$ . The  $n^2$  dependent part of the cost of the algorithm's schedule is (we multiply by 2 to simplify notation)

$$2 \cdot \text{ALG} = 2\beta \quad (1)$$

$$+ (1 + p)(\alpha - \beta)^2 \quad (2)$$

$$+ 2(1 + p)(\alpha - \beta)(1 - \alpha + \beta) \quad (3)$$

$$+ (p + x)\gamma^2 \quad (4)$$

$$+ 2(p + x)\gamma(1 - \alpha + \beta - \gamma) \quad (5)$$

$$+ p(1 - \alpha - \gamma)^2 \quad (6)$$

$$+ 2p(1 - \alpha - \gamma)\beta \quad (7)$$

$$+ (p + x)\beta^2. \quad (8)$$

We justify the cost, by distinguishing the contribution of each of the parts of the schedule to its cost, referring to the 5 parts of the schedule illustrated in Figure 4. Expression (1) is the delay caused by part 1 on the following parts of the schedule, (2) is the cost of part 2, (3) is the delay caused by part 2 on the rest, (4) is the cost of part 3, (5) is the delay of part 3 on the rest, (6) is the cost of part 4, (7) is the delay of part 4 on part 5, (8) is the cost of part 5.

The  $n^2$  dependent part of the optimal schedule (again multiplying by 2 to simplify notations) is

$$2 \cdot \text{OPT} = p(1 - \beta - \gamma)^2$$

$$+ 2p(\alpha - \beta - \gamma)(\beta + \gamma)$$

$$+ (p + x)(\beta + \gamma)^2.$$

The algorithm wants to minimize the ratio  $\text{ALG}/\text{OPT}$  while the adversary wants to maximize it. In order to avoid the manipulation of fractions, we introduce another parameter  $r$  chosen

by the algorithm. It defines the expression

$$\begin{aligned} G &= (1+r)\text{OPT} - \text{ALG} \\ &= pr + \alpha^2 + \beta^2 - 2\alpha(1+\beta) + 2x\gamma(\alpha + \gamma - 1) + rx(\beta + \gamma)^2. \end{aligned}$$

and in this setting,  $G$  is negative if and only if the ratio is strictly larger than  $1+r$ . Now we have reformulated the game. The algorithm wants to have  $G$  equal to zero and can choose  $\alpha$  and  $r$  for this purpose. In fact we can think of the algorithm wanting to maximize  $G$ , and choosing the smallest  $r$  such this goal is achieved for  $G$  being 0. In contrast the adversary wants to have  $G$  negative, and we can think of the adversary wanting to minimize  $G$ . For this purpose we can choose  $\beta, \gamma$ .

We analyze this game by fixing  $\alpha$  and  $r$  and understanding the best response of the adversary. Since  $G$  is a quadratic expression in  $\beta$  and  $\gamma$  this best response can be either the minimizer of  $G$ , i.e. the value at which sets the derivative of  $G$  to zero, or one of the boundaries of the domains of  $\beta$  and  $\gamma$ . Once we fixed the best response of the adversary we can analyze the best response of the algorithm to the choice of the adversary. This leads to a simple but tedious case analysis which we present now. We start by breaking the analysis into two cases depending on how  $\beta$  compares to  $2 + 1/p$ , because this decides if the extreme point of  $G$  in  $\beta$  is a local minimum or maximum.

### 5.1 Case $x \geq 2 + 1/p$

For fixed  $\alpha, r$  what would be the best response by the adversary? Note that  $G$  is convex both in  $\beta$  and  $\gamma$ . Hence one possibility for the adversary would be to choose the extreme points, provided that they satisfy the required bounds  $0 \leq \beta^* \leq \alpha$  and  $0 \leq \gamma^* \leq 1 - \alpha$ . The extreme point for  $\beta$  is

$$\beta^* = \frac{\alpha - rx\gamma}{1 + rx}.$$

Choosing  $\beta = \beta^*$  we observe that  $G$  remains convex in  $\gamma$ , since the second derivative of  $G$  in  $\gamma$  is

$$2x \left( 2 + \frac{r}{1 + rx} \right).$$

Hence we consider the extreme point for  $\gamma$  which is

$$\gamma^* = \frac{(1 + rx)(1 - \alpha) - r\alpha}{2 + r + 2rx}.$$

Choosing  $\gamma = \gamma^*$  the expression  $G$  writes as

$$G = pr + \frac{-2\alpha(r + 2) - (1 - \alpha)^2 rx^2 + x(\alpha(\alpha + 2r - 2) + 1)}{2 + r + 2rx}.$$

We observe that  $G$  is concave in  $\alpha$  hence one possibility for the algorithm is to choose the extreme point for  $\alpha$ , which is

$$\alpha^* = \frac{x + rx^2 - rx - r - 2}{x + rx^2}.$$

Choosing  $\alpha = \alpha^*$  the expression  $G$  writes as

$$\begin{aligned} G &= \frac{2 + r + (pr - 2)x + r(pr - 1)x^2}{x + rx^2} \\ &= \frac{2 - 2x + r(1 + px - x^2) + r^2px^2}{x + rx^2}. \end{aligned}$$

The algorithm chooses  $r$  such that  $G$  becomes zero. For this purpose we consider the roots of the numerator of  $G$ , which are

$$\begin{aligned} r_1^* &= \frac{x^2 - px - 1 - \sqrt{\Delta'}}{2px^2} \\ r_2^* &= \frac{x^2 - px - 1 + \sqrt{\Delta'}}{2px^2}, \end{aligned}$$

for

$$\Delta' = 8p(x - 1)x^2 + (1 + px - x^2)^2. \quad (9)$$

At this point we assume  $x > 1$ , as for smaller values, the length of a test is not worth the benefit it provides to the algorithm, and therefore for smaller values of  $x$  the optimal algorithm does not test any job. As we will see at the end of the proof, this even holds for all  $x \leq 2 + 1/p$ . As a consequence both roots of  $G$  are real.

Since  $G \geq 0$  means that the algorithm has ratio at most  $1 + r$ , and since the numerator of  $G$  is concave in  $r$  the algorithm has to choose the larger of both roots. Both roots are real, since  $x \geq 1$  implies  $\Delta' \geq 0$ . We choose the root  $r_2^*$  which defines the ratio of the game provided the following conditions are satisfied:

$$r \geq 0, 0 \leq \beta^* \leq a^*, 0 \leq \gamma^* \leq 1 - \alpha^*.$$

**Condition**  $r \geq 0$  The expression  $r_2^*$  has a single root in  $x$  namely at  $x = 1$ . Moreover its limit when  $x$  tends to infinity is  $1/p$ . Hence  $r \geq 0$  holds by case assumption  $x \geq 2 + 1/p > 1$ .

**Condition**  $\beta \geq 0$  With the choices for  $\alpha, \gamma$  and  $r$  the value  $\beta^*$  writes as

$$\beta^* = \frac{-x^2 - px - 1 + \sqrt{\Delta'}}{2x^2} = r_2^*p - 1.$$

This means that the condition  $\beta \geq 0$  translates into  $r_2^* \geq 1/p$ . We observe that  $r_2^* = 1/p$  has a single solution in  $x$ , namely  $x = 2 + 1/p$ . Since at  $x = 1$  the value of  $r_2^*$  is smaller than  $1/p$ , we know that for  $x \geq 2 + 1/p$  we have  $r_2^* \geq 1/p$  and hence  $\beta \geq 0$ .

**Condition**  $\beta \leq \alpha$  We study the difference which is

$$\alpha^* - \beta^* = \frac{1 + (-4 + p)x + 3x^2 - \sqrt{\Delta'}}{x^2 - 2x}.$$

There is no risk of dividing by 0 in the range  $x \geq 2 + 1/p$ . We observe that the numerator has two roots in  $x$ , namely  $x = 0$  and  $x = 1$ . Moreover the numerator evaluates as  $(2 + 4p)/p^2$  at  $x = 2 + 1/p$ . We conclude that  $\beta^* \leq \alpha^*$  for the range  $x \geq 2 + 1/p$ .

**Condition**  $0 \leq \gamma$  The expression  $\gamma$  writes as

$$\frac{-(x-1)^2 - px + \sqrt{\Delta'}}{x^3 - 2x^2},$$

again there is no risk of dividing by 0 in the range  $x \geq 2 + 1/p$ . The numerator evaluates to zero at  $x = 0, x = 1$  and at  $x = 1/(1+p)$ . Since  $\gamma^*$  has the value  $p^2/(1+3p+2p^2) > 0$  at  $x = 2 + 1/p$  we obtain that  $\gamma^* \geq 0$  in the range  $x \geq 2 + 1/p$ .

**Condition**  $\gamma \leq 1 - \alpha$  We observe that the expression  $1 - \alpha - \gamma$  simplifies as  $1/x$ .

This concludes the verification of the conditions on  $r, \alpha, \beta, \gamma$  and shows that for  $x \geq 2 + 1/p$  the competitive ratio is  $r_2^*$ .

## 5.2 Case $x < 2 + 1/p$

We have observed earlier that the extreme point  $\beta^*$  is negative when  $x < 2 + 1/p$ . Hence for this range of  $x$ , the adversary chooses  $\beta = 0$ . This means that all tested jobs will be short and the algorithm has no incentive to test jobs, and will just execute them untested. We justify this intuition by a formal analysis. For the choice  $\beta = 0$ , the expression  $G$  reads as

$$G = pr - 2\alpha + \alpha^2 + x\gamma(r\gamma - 2(1 - \alpha - \gamma)),$$

which is convex in  $\gamma$ . Hence the adversary will choose the extreme point in  $\gamma$  which is

$$\gamma^* = \frac{1 - \alpha}{2 + r}.$$

Note that this value satisfies  $0 \leq \gamma^* \leq 1 - \alpha$  as required. With this choice of  $\gamma$  the goal function becomes

$$pr(2 + r) - x(1 - \alpha)^2 - (2 + r)(2 - \alpha)\alpha$$

where we multiplied the goal function by  $2 + r$ , preserving its sign and simplifying the expression. The second derivative in  $\alpha$  is

$$4 + 2r - 2x,$$

which could be positive or negative.

We start with the non positive case, meaning  $2 + r \leq x$ . In this case the algorithm chooses the extreme value, which is  $\alpha = 1$ . In other words the algorithm tests all jobs, which all happen to be short and the competitive becomes  $(1 + p)/p = 1 + 1/p$ . But  $2 + r = 3 + 1/p$ , which contradicts the case assumptions  $2 + r \leq x < 2 + 1/p$ .

Finally we continue with the positive case. Here the algorithm chooses the lower bound for  $\alpha$ , which is 0, translating the above mentioned intuition that the algorithm will execute all jobs untested.

For  $\alpha = 0$ , the expression  $G$  simplifies as  $pr - x/(2 + r)$  which is set to 0 by

$$r = \sqrt{(p + x)/p} - 1.$$

This concludes the case analysis, and therefore the proof of the theorem.  $\square$

## 6 Adaptive model

In this section we analyze two-phase algorithms in the adaptive model, as described in the introduction. This means that the algorithm first tests some jobs, then executes untested the remaining jobs.

The interaction between such an algorithm and the adversary can be illustrated by a walk on a grid as follows. The vertices of the grid consist of all points with coordinates  $(c, d)$  with  $0 \leq c, d$  and  $c + d \leq n$ . Cells  $(c, d)$  with  $c + d = n$  are called *final* cells, and non final cells  $(c, d)$  are connected to the cells  $(c + 1, d)$  and  $(c, d + 1)$ . These arcs form a directed acyclic graph with root  $(0, 0)$ , which is the upper left corner of the grid.

The walk starts at the root, and follows only down or right steps to adjacent cells. If the algorithm decides to test a job, the adversary can choose to respond with a long job, resulting in a right step, or with a short job, resulting in a down step. In this sense the adversarial strategy played against a fictive algorithm testing all jobs, translates into a path  $P$  connecting the root to some final cell  $(c, d)$ .

We will now describe the optimal strategy for the algorithm in response to a fixed adversarial strategy, describing a path  $P$ . For this purpose we associate to every cell  $(c, d)$  on path  $P$  a value  $e$  defined as  $\sum_{(c', d')} n - c'$ , where the sum is taken over all grid cells  $(c', d')$  visited by the walk  $P$  between the root and the cell  $(c, d)$  but excluding the final cell  $(c, d)$ . This value  $e$  represents the delay caused by the different tests done so far, since each test delays by one all  $n - c'$  subsequent job executions, i.e. its rank is  $n - c'$ . We associate to the cell  $(c, d)$  of the path  $P$  a so called *stop ratio*

$$R(c, d, e) = \max_{0 \leq b < n - c - d} \frac{\text{ALG}(b, c, d, e)}{\text{OPT}(b, d)},$$

for

$$\begin{aligned} \text{ALG}(b, c, d, e) &= p \frac{n(n+1)}{2} + e \\ &\quad + x \frac{(n-c)(n-c+1) - (n-c-b)(n-c-b+1) + d(d+1)}{2}, \\ \text{OPT}(b, d) &= p \frac{n(n+1)}{2} + x \frac{(b+d)(b+d+1)}{2}. \end{aligned}$$

Note that the stop ratio  $R(c, d, e)$  is associated to the cell  $(c, d)$  but depends also on the fixed path  $P$ , since it determines the value  $e$ .

This is the ratio reached by the game if the algorithm decides to switch to the execution phase after  $c + d$  tests. Here  $b$  represents the number of long executed jobs (i.e.  $Ex$ ) in the execution phase and  $\text{ALG}$ ,  $\text{OPT}$  are the costs of the respective schedules, see Figure 5 for illustration.

The fraction is maximized over  $b$ , since the adversary gets to choose  $b$  and wants to maximize the ratio.

Both costs  $\text{ALG}(b, c, d, e)$  and  $\text{OPT}(b, d)$  are quadratic in  $b$ . Hence the ratio  $\text{ALG}/\text{OPT}$  as a function of  $b$  is continuous and derivable. We consider the function

$$g(b) = \text{ALG}(b, c, d, e) / \text{OPT}(b, c, d, e)$$

and try to identify a maximizer in  $\{0, 1, \dots, n - c - d\}$ . For this purpose we study the sign of  $g(b) - g(b - 1)$ , and aim for the largest integer  $b$  where this sign is non-negative. Since  $\text{OPT}$



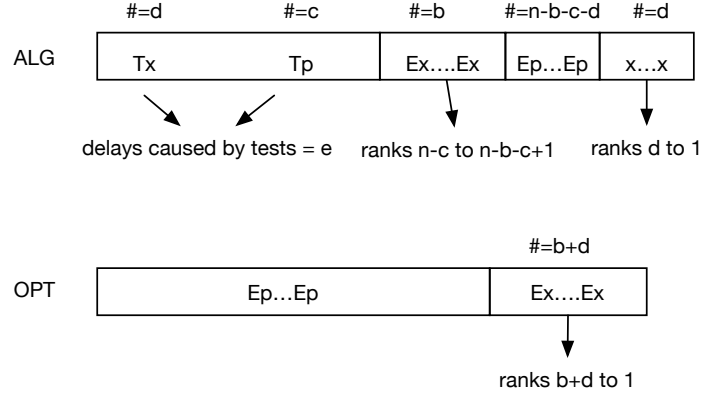


Figure 5: Illustration of the cost expression.

is positive it is equivalent to analyze the sign of the function

$$\begin{aligned}
h(b) &= (ALG(b, c, d, e)OPT(b-1, c, d, e) - ALG(b-1, c, d, e)OPT(b, c, d, e))2/x \\
&= -2e(b+d) + pn(n+1)(n-c-d-2b+1) \\
&\quad - x(b+d)(b(n-c+d+1) - (1+d)(n-c-d+1)).
\end{aligned}$$

where the purpose of the factor  $2/x$  is to simplify the expression. Its second derivative is  $-2(n-c+d-1) < 0$ . Hence  $h$  is quadratic in  $b$ , and first increasing, then decreasing. Therefore we have to focus on the second root  $b^*$  of  $h$ . Clearly  $\lfloor b^* \rfloor$  is then the last integer where  $h$  is non-negative. The second derivative is

$$b^* = \frac{(n-2d^2-c-d+1)x - 2pn(n+1) - 2e + \sqrt{\Delta}}{2x(n-c+d+1)}$$

for

$$\begin{aligned}
\Delta &= ((n-2d^2-c-d+1)x - 2pn(n+1) - 2e)^2 \\
&\quad + 4x(n-c+d+1)((n-c-d+1)(pn(n+1) + xd(d+1)) - 2de)
\end{aligned}$$

We observe that

$$h(n-c-d) = -2e(n-c) - pn(n+1)(n-c-d-1) - x(n-c)(n-c+1)(n-c-d-1)$$

is negative, since  $c+d < n$  is implied by Lemma 3. Therefore the maximizer of  $g$  in  $\{0, 1, \dots, n-c-d\}$  is simply  $\max\{0, \lfloor b^* \rfloor\}$ . As a result the stop ratio  $R(c, d, e)$  can be computed in constant time.

We describe now how to compute the optimal adversarial strategy, in form of a path from the root to some final cell, maximizing the minimum ratio along that path. This procedure will maintain a candidate ratio  $R^*$  and mark some cells of the grid, which cannot be reached from the root, without traversing some intermediate cell with a stop ratio less or equal to  $R^*$ .

We call a path  $P$  *valid* if it connects the root to some final cell, without traversing any marked cell. We say that a valid path  $P$  is better than a valid path  $Q$  if at the first position

where  $P$  and  $Q$  differ,  $P$  is doing a down step while  $Q$  is doing a right step. The best valid path is called the *canonical* path.

Initially  $R^* = 1$  and no cell is marked. While there exists a canonical path  $P$ , do the following. Let  $(c, d)$  be the cell on  $P$  with the minimal stop ratio  $R'$ . Mark  $(c, d)$ , set  $R^* = \max\{R^*, R'\}$  and recurse.

When this procedure ends, the optimal adversarial strategy is defined by the last considered canonical path, and the optimal strategy for the algorithm is to stop when the last marked cell is reached.

We define the *shadow* of the marked cells, as the set of cells which are to the right of some marked cell or below. Formally it is the set of cells  $(c, d)$  such that there is a marked cell  $(c', d')$  with  $c' \geq c, d' \leq d$ . It is an invariant of the procedure, that at any moment, the shadow forms a combinatorial tableau, in the sense, that if cell  $(c, d)$  belongs to the shadow, then so do the cells  $(c + 1, d)$  and  $(c, d - 1)$ , whenever they are within the boundaries of the grid. The canonical path is just the envelope of this tableau. See Figures 6 and 7 for illustration.

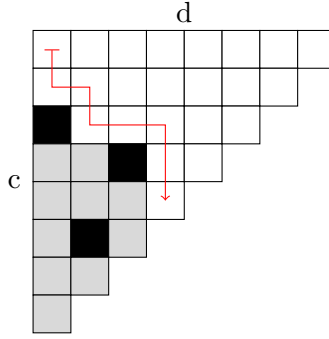


Figure 6: The grid as used in the procedure to compute the equilibrium schedule. Marked cells are black, shadow cells are gray. In red the canonical path.

The previous observation implies that the canonical path can be found in time  $O(n)$ , simply by extending a path from the root, with a right step, in case a non-marked cell is reached, and with an up step otherwise. In addition, since with each iteration the number of marked cells increases strictly, there are only  $O(n^2)$  iterations. and the optimal strategy can be computed in time  $O(n^3)$ .

It should be clear by the definition of the  $e$  value, that among all valid paths traversing some cell  $(c, d)$ , the canonical path maximizes the  $e$ -value in this cell. Since the associated stop ratio  $R(c, d, e)$  is monotone in  $e$ , the canonical path also maximizes the stop ratio in the cell  $(c, d)$ . Hence when the above procedure updates  $R^*$ , then we have the property that *all* paths traversing the latest marked cell  $(c, d)$  will have a minimum stop ratio at most  $R^*$ . Therefore it is valid to mark cell  $(c, d)$ . This holds both for valid paths, and for paths which traverse some intermediate marked cell.

Moreover if there is a valid path, then there is a canonical path. This means that once the procedure ends, we know that there is no strategy for the adversary which can enforce a competitive ratio strictly larger than  $R^*$ . This establishes the correctness of the procedure.

The optimal adaptive two-phase algorithm can be described as follows. First it computes in time  $O(n^3)$ , the optimal adversarial strategy and plans to stop, when the cell of minimum stop ratio is reached. At each step, where the adversary diverges from his optimal strategy,

the algorithm proceeds similar as described in this section, in order to determine its optimal actions. The generalization of the algorithm is straightforward.

## 7 Experiments

We conducted experiments to verify Conjecture 1, for up to 10 jobs, 128 uniformly spread values<sup>1</sup>  $p \in (0, 100]$ , as well as 128 uniformly spread values  $x \in (0, 10]$ , and for both the adaptive and non-adaptive model. By analyzing the game tree of each instance, no counterexample to Conjecture 1 was found. The programs used for the experiments are provided in the companion webpage <https://www.lip6.fr/Christoph.Durr/Scheduling-w-Oracle/>. Note that these experiments explore the game tree which has  $2^{2n}$  leafs, so  $n = 10$  is roughly the limit up to which we can test the conjecture. The algorithm from the previous section is based on the two-phase assumption and has theoretical complexity  $O(n^3)$ , which in practice is  $O(n^2)$  because it seems to terminate after a constant number of iterations. Hence an implementation of this algorithm can clearly handle roughly 10.000 jobs.

Just for curiosity we plot the algorithmic strategies in terms of number of tested jobs, see Figure 8. It is interesting to observe that the strategies are quite different in the adaptive and in the non adaptive model. We also plot the competitive ratio, and not surprisingly observe that it is worse when  $x$  is large and  $p$  small, while tending to 1 for larger values of  $p$ . Another measure that is interesting to extract from these experiments, is the gain of adaptivity. This is defined as the competitive ratio in the non adaptive model compared to its counterpart in the adaptive model, and has been studied theoretically in contexts of query algorithms [9, 21]. We can observe that the problem has a small gain of adaptivity, in the order of 2%.

We know that assuming Conjecture 1, in the non-adaptive model, all equilibrium schedules are of the form  $(Tx)^*(Tp)^*(Ex)^*(Ep)^*$ . We observe that in the adaptive model for most instances the equilibrium schedule is also of this form. Figure 8 shows instances where this is not the case. For larger value of  $n$ , we observed quite a variety of these *noticeable schedules*, as we call them. They do not seem to obey a particular structure, which could be exploited in a more time efficient algorithm for the adaptive model.

## 8 Conclusion

We leave Conjecture 1 as an open problem. Future research directions include the improvement of the running times, for example by a subtle use of binary search. In addition the next step could be the study of a more general problem, where every job  $j$  is known to have a processing time in the given interval  $[p_j, \bar{p}_j]$  and has a testing time  $q_j$ . And finally, randomization clearly helps against the oblivious adversary, already by initially shuffling the given jobs. Hence it would be interesting to analyze the randomized competitive ratio.

## Acknowledgment

We would like to thank Thomas Erlebach for helpful discussions as well as a few anonymous referees for helpful comments.

---

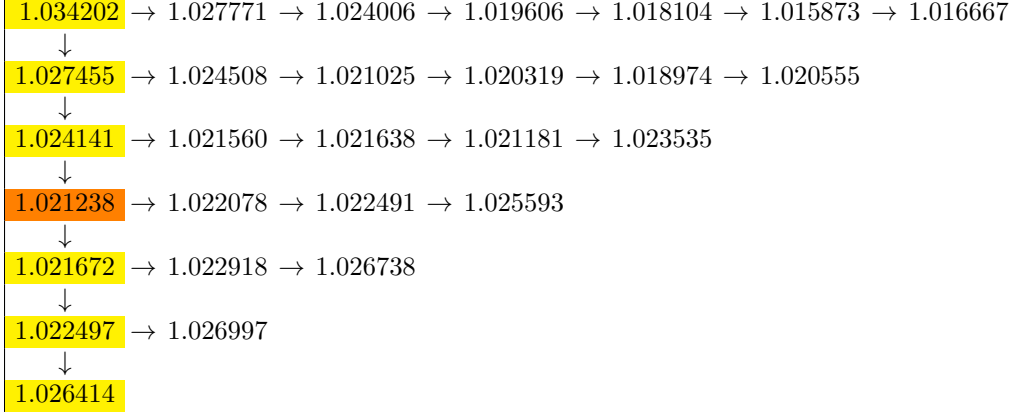
<sup>1</sup>We used a power of two in the hope of reducing rounding errors. In addition we conducted experiments using the Python module *fractions* which completely avoids these errors.

## References

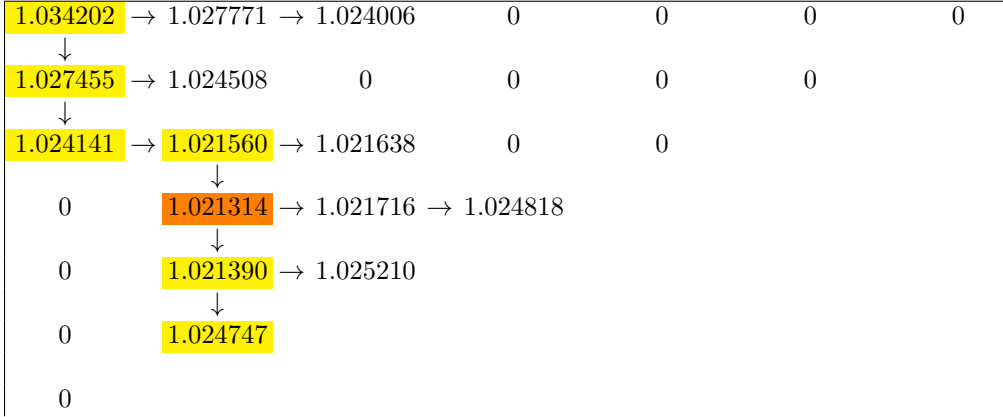
- [1] José García and Alvaro Peña. “Robust optimization: concepts and applications”. In: *Nature-inspired Methods for Stochastic, Robust and Dynamic Optimization* (2018). Publisher: BoD–Books on Demand, p. 7.
- [2] Bram L Gorissen, Ihsan Yanıkoğlu, and Dick den Hertog. “A practical guide to robust optimization”. In: *Omega* 53 (2015). Publisher: Elsevier, pp. 124–137.
- [3] Kurt Marti. *Stochastic optimization methods*. 2nd. Springer, 2015.
- [4] Retsev Levi. “Scheduling (Talk at Dagstuhl Seminar 16081)”. In: *Dagstuhl Reports*. Vol. 6. Issue: 2. Schloss Dagstuhl-Leibniz-Zentrum fuer Informatik, 2016.
- [5] Retsev Levi, Thomas Magnanti, and Yaron Shaposhnik. “Scheduling with Testing”. In: *Management Science* 65.2 (2018).
- [6] Christoph Dürr, Thomas Erlebach, Nicole Megow, and Julie Meißner. “Scheduling with Explorable Uncertainty”. In: *The 9th Innovations in Theoretical Computer Science Conference (ITCS)*. 2018.
- [7] Susanne Albers and Alexander Eckl. “Explorable Uncertainty in Scheduling with Non-Uniform Testing Times”. In: *Proc. of the 18th Workshop on Approximation and Online Algorithms*. Sept. 2020.
- [8] Tomas Feder, Rajeev Motwani, Rina Panigrahy, Chris Olston, and Jennifer Widom. “Computing the median with uncertainty”. In: *Proceedings of the thirty-second annual ACM symposium on Theory of computing*. ACM, 2000, pp. 602–607.
- [9] Anupam Gupta, Viswanath Nagarajan, and Sahil Singla. “Adaptivity gaps for stochastic probing: Submodular and XOS functions”. In: *Proceedings of the Twenty-Eighth Annual ACM-SIAM Symposium on Discrete Algorithms*. SIAM, 2017, pp. 1688–1702.
- [10] Tomás Feder, Rajeev Motwani, Liadan O’Callaghan, Chris Olston, and Rina Panigrahy. “Computing shortest paths with uncertainty”. In: *Journal of Algorithms* 62.1 (2007). Publisher: Elsevier, pp. 1–18.
- [11] Richard Bruce, Michael Hoffmann, Danny Krizanc, and Rajeev Raman. “Efficient update strategies for geometric computing with uncertainty”. In: *Theory of Computing Systems* 38.4 (2005). Publisher: Springer, pp. 411–423.
- [12] Thomas Erlebach, Michael Hoffmann, Danny Krizanc, Matúš Mihalák, and Rajeev Raman. “Computing Minimum Spanning Trees with Uncertainty”. In: *STACS 2008*. IBFI Schloss Dagstuhl, 2008, pp. 277–288.
- [13] Jacob Focke, Nicole Megow, and Julie Meißner. “Minimum Spanning Tree under Explorable Uncertainty in Theory and Experiments”. In: *LIPICs-Leibniz International Proceedings in Informatics*. Vol. 75. Schloss Dagstuhl-Leibniz-Zentrum fuer Informatik, 2017.
- [14] Nicole Megow, Julie Meißner, and Martin Skutella. “Randomization helps computing a minimum spanning tree under uncertainty”. In: *SIAM Journal on Computing* 46.4 (2017). Publisher: SIAM, pp. 1217–1240.
- [15] Thomas Erlebach, Michael Hoffmann, and Frank Kammer. “Query-competitive algorithms for cheapest set problems under uncertainty”. In: *Theoretical Computer Science* 613 (2016). Publisher: Elsevier, pp. 51–64.

- [16] Thomas Erlebach. “Computing and Scheduling with Explorable Uncertainty”. In: *Conference on Computability in Europe*. Springer, 2018, pp. 156–160.
- [17] Yaron Shaposhnik. “Exploration vs. exploitation: reducing uncertainty in operational problems”. PhD Thesis. Massachusetts Institute of Technology, 2016.
- [18] Drew Fudenberg and Jean Tirole. *Game theory*. Cambridge, Mass: MIT Press, 1991.
- [19] Susanne Albers. “Online algorithms: a survey”. en. In: *Mathematical Programming* 97.1 (July 2003), pp. 3–26.
- [20] Dennis Komm. *An Introduction to Online Computation: Determinism, Randomization, Advice*. en. Texts in Theoretical Computer Science. An EATCS Series. Springer International Publishing, 2016.
- [21] Brian C Dean, Michel X Goemans, and Jan Vondrák. “Adaptivity and approximation for stochastic packing problems”. In: *Proceedings of the sixteenth annual ACM-SIAM symposium on Discrete algorithms*. Society for Industrial and Applied Mathematics, 2005, pp. 395–404.

First iteration



Second iteration



Third and last iteration




Figure 7: Illustration of the algorithm for  $n = 5, p = 60, x = 4.9$ . In theory the number of iterations is  $O(n^2)$ , but typically the algorithm completes after a constant number.

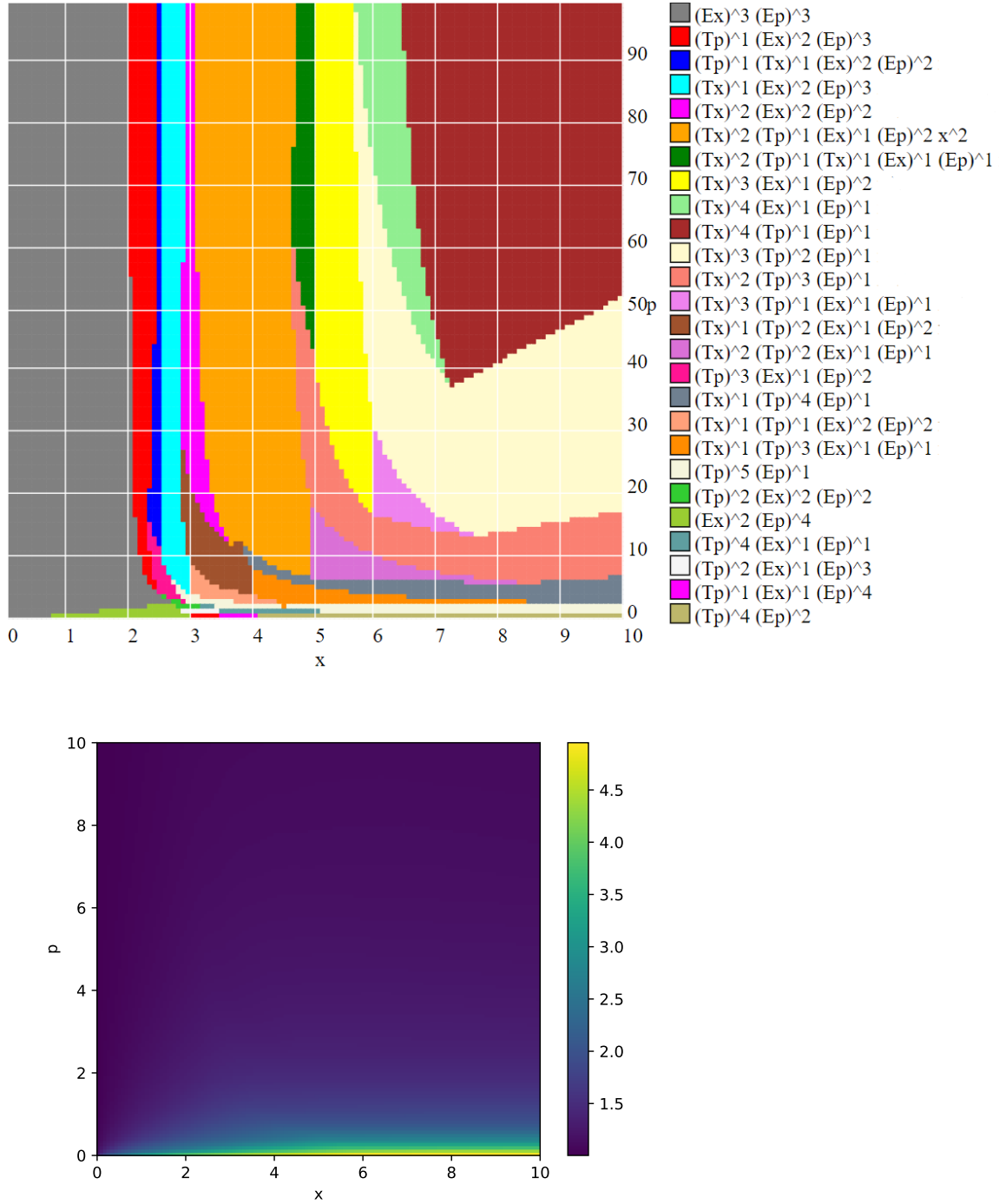


Figure 8: Experiments made for  $n = 6$  jobs. Every  $(x, p)$  point corresponds to the game with specific values for  $x$  and  $p$ . For each point the equilibrium schedule is computed, and depicted in the first plot. In this example two equilibrium schedules differ from the pattern  $(Tx)^*(Tp)^*(Ex)^*(Ep)^*$ , namely  $TpTxExExEpEp$ , and  $TxTxTpTxExEp$ . Second plot shows the competitive ratio with the color scheme documented to its right.

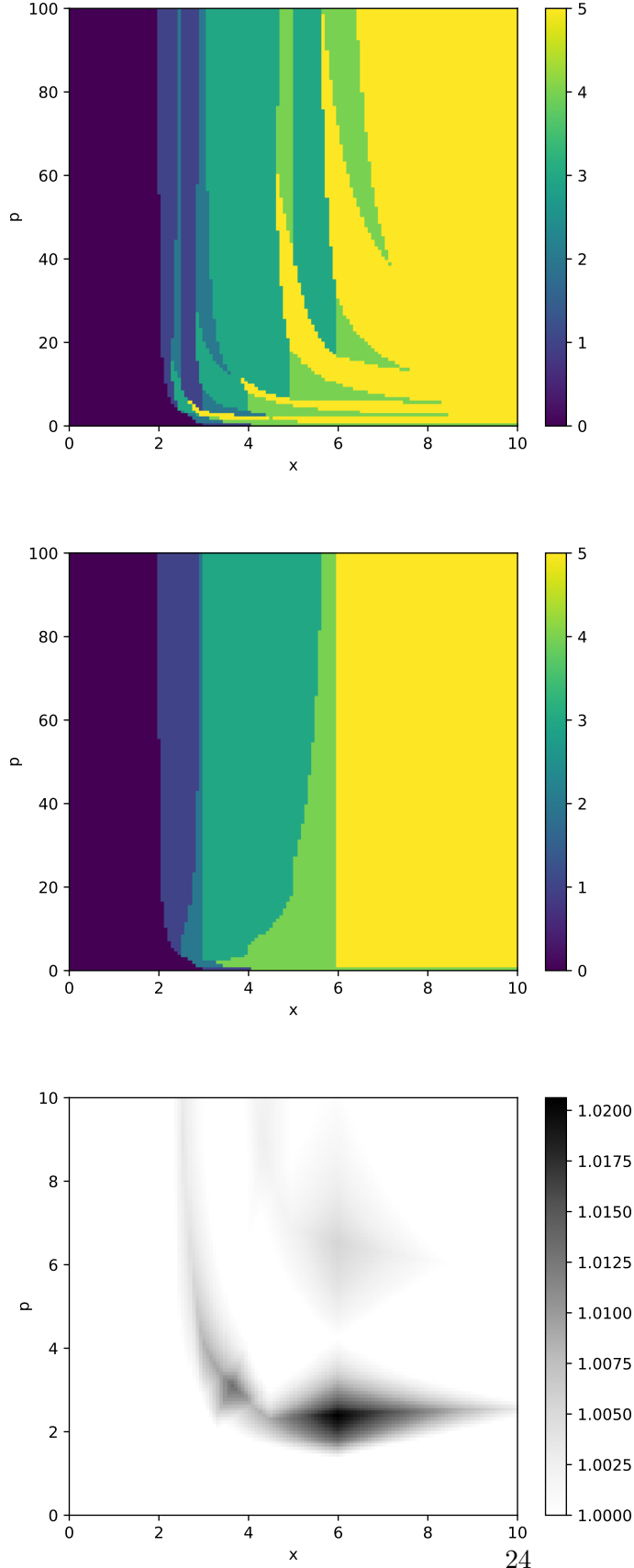


Figure 9: More experiments made for  $n = 6$  jobs. The first plot is a simplification of the first plot of Figure 8, showing only the number of tests done by the algorithm in the equilibrium schedule. The second plot compares the situation with the non-adaptive setting. It is interesting to observe that the region of points  $(x, p)$  for which the equilibrium schedule has the same fixed number of tests seems to be convex in the non-adaptive case, while it is not in the adaptivity case. The third plot shows the gain of adaptivity, with a different scale for  $p$  for improved readability. It is interesting to see that it is not monotone in  $p$  nor in  $x$ .