

Exchange-correlation corrections for electronic properties of half-metallic Co_2FeSi and nonmagnetic semiconductor CoFeTiAl

Olga N. Miroshkina,^{1,2,a)} Danil R. Baigutlin,^{1,2} Vladimir V. Sokolovskiy,^{1,3} Mikhail A. Zagrebin,^{1,4} Aki Pulkkinen,^{2,b)} Bernardo Barbiellini,^{2,5} Erkki Lähderanta,² and Vasilij D. Buchelnikov^{1,3}

¹⁾ Faculty of Physics, Chelyabinsk State University, 454001 Chelyabinsk, Russia

²⁾ School of Engineering Science, LUT University, 53850 Lappeenranta, Finland

³⁾ National University of Science and Technology "MISiS", 119049 Moscow, Russia

⁴⁾ National Research South Ural State University, 454080 Chelyabinsk, Russia

⁵⁾ Physics Department, Northeastern University, Boston, MA 02115, USA

(Dated: 8 May 2020)

We consider two cobalt-based full-Heusler compounds CoFeTiAl and Co_2FeSi , for which Coulomb correlation effects play an important role. Since the standard GGA scheme does not provide a precise description of the electronic properties near the Fermi level, we use a meta-GGA functional capable to improve the description of the electronic properties of CoFeTiAl and Co_2FeSi . In particular, we find a better agreement with the experiment for the magnetic moment and the energy-band gap. Moreover, our calculations show that pressure enhances the insulating properties of Co_2FeSi and CoTiFeAl .

I. Introduction

Co_2 -based Heusler compounds are among the best half-metal ferromagnets (HMF) ¹. These alloys exhibit 100% spin polarization of the electronic density of states (DOS) at the Fermi energy (E_F) because the band gap is present only for one spin-resolved band. Moreover, Co_2 -based Heusler alloys have large total magnetic moments (μ_{tot}) and high Curie temperatures (T_C). Therefore, they are promising candidates for spintronic applications such as tunnel spin junction and storage devices.

Among the ternary Co_2 -based systems, Co_2FeSi alloy has been extensively studied both experimentally^{2–6} and theoretically.^{2,7–9} According to experiments, HMF Co_2FeSi crystallizes in the $L2_1$ ordered structure (space group $Fm\bar{3}m$) with a lattice parameter a_0 of 5.64 Å^{2,5} and magnetic moment μ_{tot} of 6 μ_B /f.u., while the Curie temperature is about 1100 K.^{2,4,6}

Regarding first-principles studies, the generalized gradient approximation (GGA) gives a lattice parameter $a_0 = 5.62$ Å⁸ in agreement with experiments. However, GGA does not reproduce the observed half-metallic behavior and the total magnetic moment $\mu_{tot} = 5.5$ μ_B /f.u.^{7–9} contradicts the Slater-Pauling rule¹⁰. Correcting GGA with a Hubbard U parameter results in an integer magnetic moment of 6 μ_B /f.u. and half-metallic behavior.^{2,8,11}

GW many-body perturbation theory provides another way to correct GGA without adjustable parameters. This approach improves the agreement with the experimental quasiparticle spectra and yields $\mu_{tot} = 5.89$ μ_B /f.u., which is closer to the integer experimental value.⁹

The quaternary Co-based Heusler alloys belong to another family of half metal compounds.¹² They have a generic formula $(\text{XX}')\text{YZ}$, in which X, X', and Y are transition metals, while Z is an *sp* element. A member of this family is the non-magnetic semiconductor CoFeTiAl ¹³ possessing an inverse Heusler structure (space group $F43m$) with $a = 5.8509$ Å. The GGA electronic structure calculations predict an almost-gapless semiconductor, while the GW increases the energy band gap. Therefore, CoFeTiAl becomes a narrow-band semiconductor¹⁴ within GW .

Clearly, corrections beyond GGA play an important role in electronic structure of Co_2FeSi and CoFeTiAl . The GW scheme is a step in the good direction but the method requires a large computational effort. Another way to include corrections beyond GGA with less computational effort is given by the meta-GGA strongly constrained and appropriately normed (SCAN) scheme¹⁵. A recent Theorem by Perdew *et al.*¹⁶ on the generalized Kohn–Sham theory explains why SCAN outperforms GGA for energy-band gaps. Perdew's theorem also explains why Generalized Kohn–Sham band gaps from hybrid functionals such as SCAN0¹⁷ can be more realistic than those from GGAs or even from the exact Kohn–Sham potential. SCAN0 has shown to perform better than SCAN in transition metal chemistry¹⁸. However, since hybrid functionals present problems in metals¹⁹, SCAN could be a safer choice for Heusler alloys.

Here, we study structural, magnetic, and electronic properties of Co-based full-Heusler compounds Co_2FeSi and CoFeTiAl by comparing results obtained with GGA and SCAN. We also study how the energy gap evolves under pressure.

II. Computational Details

Density Functional Theory (DFT) within the projector augmented wave (PAW) method implemented in VASP

^{a)} Author to whom correspondence should be addressed: miroshkina.on@yandex.ru

^{b)} Author to whom correspondence should be addressed: aki.pulkkinen@lut.fi

TABLE I. The equilibrium lattice parameter a_0 , total magnetic moment μ_{tot} , and the transition energies between certain high-symmetry points for Co_2FeSi and CoFeTiAl calculated with GGA and SCAN in comparison with the available experimental data. N_V is the number of valence electrons.

	N_V	a_0 [Å]			μ_{tot} [$\mu_B/\text{f.u.}$]			$E_{\Gamma-\Gamma}$ [eV]		E_{X-X} [eV]		$E_{\Gamma-X}$ [eV]	
		GGA	SCAN	exp.	GGA	SCAN	exp.	GGA	SCAN	GGA	SCAN	GGA	SCAN
Co_2FeSi	30	5.625	5.570	5.64 ^{Ref. 20}	5.534	6.02	(5.97±0.05) ^{Ref. 11}	0.773	2.139	—	—	—	—
CoFeTiAl	24	5.806	5.756	5.82 ^{Ref. 21}	0	0	0 ^{Ref. 1}	0.029	0.547	0.389	0.910	0.057	0.607

code^{22,23} was used for structural and electronic properties calculations. The exchange-correlation effects were included within GGA^{24,25} and also beyond. There are several GGA functionals^{26,27}, but in our study, GGA refers to the functional parametrized by Perdew, Burke and Ernzerhof²⁸ and all our GGA computations use this scheme. Our meta-GGA corrections in the present study are within the SCAN method¹⁵. The four-atom cells with space groups $Fm\bar{3}m$ and $F\bar{4}3m$ were used for Co_2FeSi and CoFeTiAl , respectively. For ternary compound, two Co atoms occupy the $8c$ ($1/4, 1/4, 1/4$) and ($3/4, 3/4, 3/4$) Wyckoff positions, while Fe and Si occupy the $4b$ ($1/2, 1/2, 1/2$) and $4a$ ($0, 0, 0$). For quaternary alloy, Co, Fe, Ti, and Al occupy $4c$ ($1/4, 1/4, 1/4$), $4d$ ($3/4, 3/4, 3/4$), $4b$ ($1/2, 1/2, 1/2$), and $4a$ ($0, 0, 0$) Wyckoff positions, respectively. Ferromagnetic ordering was considered.

For both compositions, full geometry optimization was performed followed by accurate bands and densities of states (DOS) calculations. Convergence threshold for the ionic relaxation was set to 10^{-3} eV/Å. The kinetic-energy cutoffs for the plane-wave basis and augmentation charges were 700 eV and 800 eV, respectively. The Brillouin zone integration was performed using the second-order Methfessel-Paxton method with smearing width of 0.2 eV. A Monkhorst-Pack $12 \times 12 \times 12$ k -points mesh was used for ionic relaxation. A more accurate $24 \times 24 \times 24$ k -points mesh was used for bands and DOS calculations.

III. Results and Discussion

The results of structural and magnetic properties calculations are summarized in Table I. SCAN yields a smaller lattice parameter in comparison with GGA. GGA and GW ⁹ give non-integer values of the magnetic moment, thus SCAN predicts integer μ_{tot} in agreement with experiments.

Figure 1 illustrates the energy-band structures and total DOS for the minority and majority channels for Co_2FeSi . The GGA and SCAN DOS for the majority spin band (Fig. 1(a)) have the occupied band at the Fermi level (E_F) showing a metallic character. Regarding the minority spin band (Fig. 1(b)), GGA predicts a half-metallic-like behavior due to the pseudo-gap E_g shifted slightly to lower energies with respect to E_F . However, SCAN produces an exchange splitting ≈ 0.9 eV

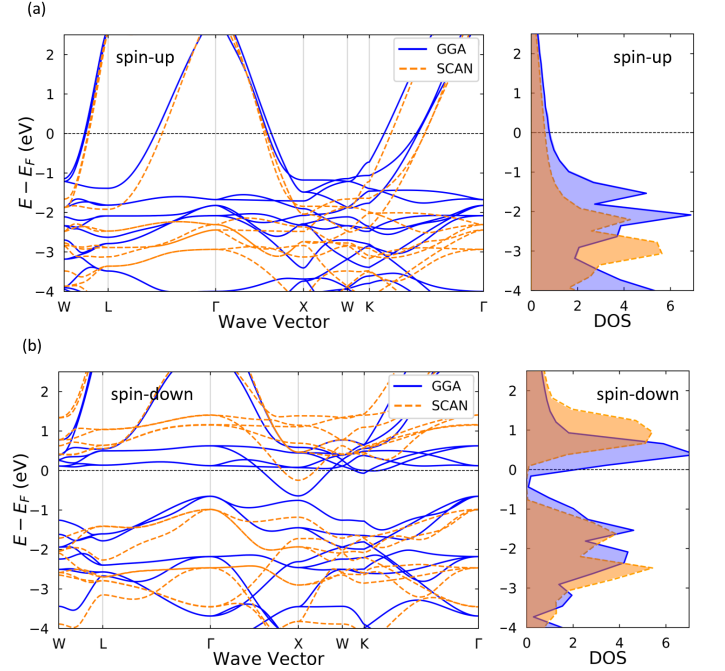


FIG. 1. Band structure and total DOS of (a) majority and (b) minority spin band for Co_2FeSi calculated with GGA and SCAN.

of the majority and minority spin states. Therefore, the SCAN DOS for the minority spin reveals an energy gap 0.91 eV near E_F . In the spin-down band structure at the X point, the SCAN conduction band extends significantly less below E_F than the corresponding GGA band. Although GGA and SCAN give qualitatively different behavior for band structure between all considered high symmetry points in the Brillouin zone of Co_2FeSi , both suggest almost half-metallic behavior. The energies in the valence and conductive bands push away from the Fermi level for both spin channels indicating the presence of exchange splitting.

We now consider the electronic structure of non-magnetic CoFeTiAl presented in Fig. 2. For GGA, we obtain an almost-gapless semiconductor behavior with a pseudogap of ≈ 0.03 eV as in previous studies,¹⁴ while SCAN presents more semiconducting character by separating the valence and the conduction bands. The SCAN band gap is 0.55 eV characteristic of a semiconductor. The GW result gives a narrow-band semiconductor with

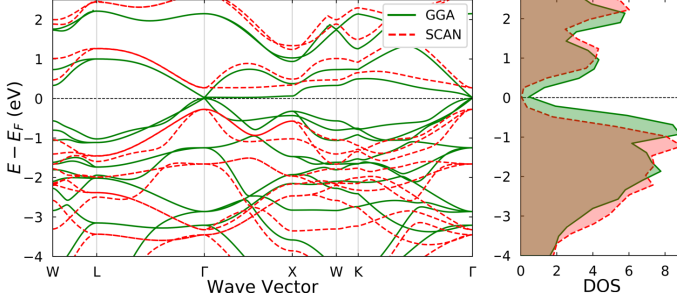


FIG. 2. Electronic band structure and total DOS for CoFeTiAl calculated with GGA and SCAN.

$E_g^{GW} = 0.30$ eV.¹⁴ A similar situation occurs for the non-magnetic semimetal Fe₂VAl according to Buchelnikov *et al.*²⁹ The direct $\Gamma - \Gamma$ and $X - X$ and indirect $\Gamma - X$ energy gaps are summarized in Table I. One can see that the $\Gamma - \Gamma$ energy gap is the smallest one, therefore, one can infer conduction properties by examining this gap. SCAN energy gaps between high symmetry points are several times larger than GGA values.

Next, we consider the effect of external pressure on the structural, magnetic, and electronic properties. We find that GGA yields a linear decrease in the lattice parameter with an applied pressure with a slope 0.008 Å/GPa for both Co₂FeSi and CoFeTiAl. However, SCAN results are slightly different for ternary and quaternary alloys, since the slope is 0.008 Å/GPa for Co₂FeSi and 0.009 Å/GPa for CoFeTiAl. The magnetic moment of Co₂FeSi decreases linearly with pressure for both GGA and SCAN. However, the SCAN slope is 0.009 μ_B /GPa, which is almost two times less than the GGA slope given by 0.017 μ_B /GPa.

Concerning the electronic properties, the influence of external pressure on the transition energies between high-symmetry points is illustrated in Fig. 3. Energy gaps are affected by pressure since unoccupied and occupied states are pushed up and down, respectively, under the influence of external pressure. The $\Gamma - \Gamma$ and $\Gamma - X$ energy gaps increase linearly while the $X - X$ energy gap decreases with pressure for both alloys. The energy gap widening at Γ point for Co₂FeSi and CoTiFeAl produces insulating characteristics. These trends are predicted both by GGA and SCAN. However, the SCAN gap values are an order of magnitude higher than those obtained by GGA.

IV. Conclusions

We have considered corrections beyond GGA for structural, magnetic, and electronic properties of Co₂FeSi and CoTiFeAl full-Heusler compounds. SCAN gives a magnetic moment for Co₂FeSi consistent both with the Slater-Pauling rule and with the experimental value. Moreover, the half-metallic behavior of Co₂FeSi and

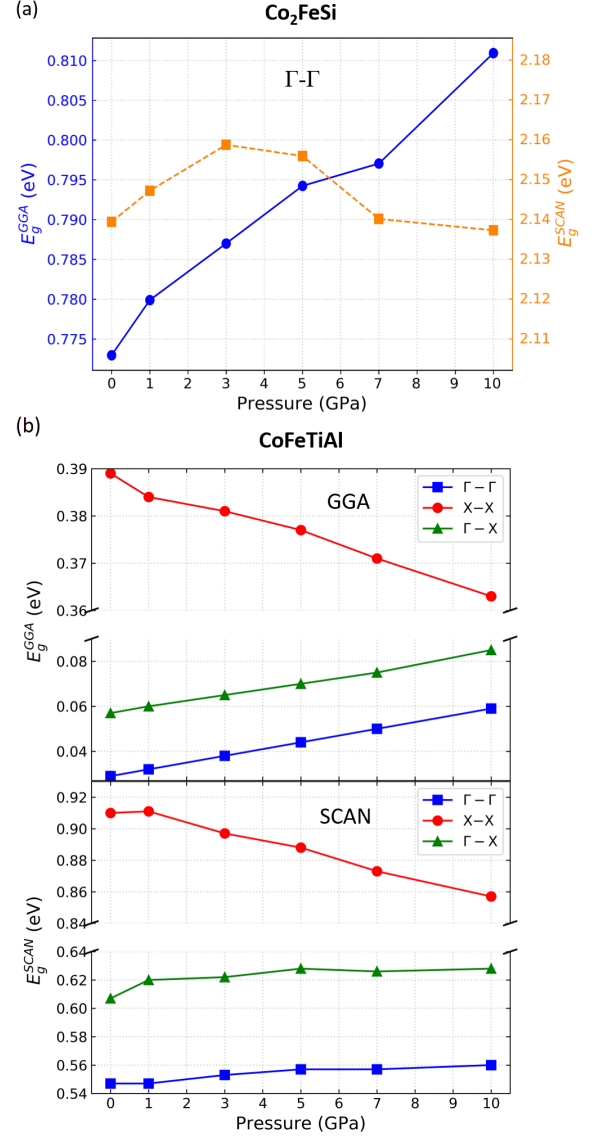


FIG. 3. Transition energies between high symmetry points in dependence of external pressure for (a) Co₂FeSi and (b) CoFeTiAl calculated with GGA and SCAN.

semiconductor behavior of CoTiFeAl predicted by SCAN are in good agreement with experiments. We conclude that SCAN can capture similar corrections to those included in the GGA+*U* and *GW* schemes while avoiding external *U* parameters and overwhelming computational costs.

Acknowledgments

This work was supported by Russian Science Foundation No. 17-72-20022. O.M. and M.Z. acknowledge support from the Young Scientist Support Fund of Chelyabinsk State University. B.B. acknowledges support from the COST Action CA16218.

AIP Publishing Data Sharing Policy

The data that support the findings of this study are available from the corresponding author upon reasonable request.

- ¹C. Felser and G. H. Fecher, *Spintronics: from materials to devices* (Springer Science & Business Media, 2013).
- ²S. Wurmehl, G. H. Fecher, H. C. Kandpal, V. Ksenofontov, C. Felser, H.-J. Lin, and J. Morais, “Geometric, electronic, and magnetic structure of Co_2FeSi : Curie temperature and magnetic moment measurements and calculations,” *Phys. Rev. B* **72**, 184434 (2005).
- ³S. Wurmehl, G. H. Fecher, H. C. Kandpal, V. Ksenofontov, C. Felser, and H.-J. Lin, “Investigation of Co_2FeSi : The Heusler compound with highest Curie temperature and magnetic moment,” *Appl. Phys. Lett.* **88**, 032503 (2006).
- ⁴B. Deka, D. Chakraborty, and A. Srinivasan, “Magnetic properties of $\text{Co}_2\text{Fe}(\text{Ga}_{1-x}\text{Si}_x)$ alloys,” *Physica B* **448**, 173 – 176 (2014).
- ⁵B. Balke, S. Wurmehl, G. H. Fecher, C. Felser, M. C. M. Alves, F. Bernardi, and J. Morais, “Structural characterization of the Co_2FeZ ($\text{Z}=\text{Al}$, Si , Ga , and Ge) Heusler compounds by x-ray diffraction and extended x-ray absorption fine structure spectroscopy,” *Appl. Phys. Lett.* **90**, 172501 (2007).
- ⁶R. Y. Umetsu, A. Okubo, and R. Kainuma, “Magnetic and chemical order-disorder transformations in $\text{Co}_2\text{Fe}(\text{Ga}_{1-x}\text{Si}_x)$ and $\text{Co}_2\text{Fe}(\text{Al}_{1-y}\text{Si}_y)$ Heusler alloys,” *J. Appl. Phys.* **111**, 073909 (2012).
- ⁷D. Comtesse, B. Geisler, P. Entel, P. Kratzer, and L. Szunyogh, “First-principles study of spin-dependent thermoelectric properties of half-metallic Heusler thin films between platinum leads,” *Phys. Rev. B* **89**, 094410 (2014).
- ⁸M. A. Zagrebin, V. V. Sokolovskiy, and V. D. Buchelnikov, “Electronic and magnetic properties of the Co_2 -based Heusler compounds under pressure: first-principles and monte carlo studies,” *J. Phys. D Appl. Phys.* **49**, 355004 (2016).
- ⁹M. Meinert, C. Friedrich, G. Reiss, and S. Blügel, “GW study of the half-metallic Heusler compounds Co_2MnSi and Co_2FeSi ,” *Phys. Rev. B* **86**, 245115 (2012).
- ¹⁰Slater-Pauling rule connects the number of valence electrons N_V with the value of $\mu_{tot}/\text{f.u.}$ as $\mu_{tot}/\text{f.u.} = N_V - 24$. Co_2FeSi should have the integer-value of magnetic moment since its $N_V = 30$.
- ¹¹B. Balke, G. H. Fecher, H. C. Kandpal, C. Felser, K. Kobayashi, E. Ikenaga, J.-J. Kim, and S. Ueda, “Properties of the quaternary half-metal-type Heusler alloy $\text{Co}_2\text{Mn}_{1-x}\text{Fe}_x\text{Si}$,” *Phys. Rev. B* **74**, 104405 (2006).
- ¹²K. Özdoğan, E. Şaşıoğlu, and I. Galanakis, “Slater-pauling behavior in LiMgPdSn -type multifunctional quaternary Heusler materials: Half-metallicity, spin-gapless and magnetic semiconductors,” *J. Appl. Phys.* **113**, 193903 (2013).
- ¹³L. Basit, G. H. Fecher, S. Chadov, B. Balke, and C. Felser, “Quaternary Heusler compounds without inversion symmetry: $\text{CoFe}_{1+x}\text{Ti}_{1-x}\text{Al}$ and $\text{CoMn}_{1+x}\text{V}_{1-x}\text{Al}$,” *Eur. J. of Inorg. Chem.* **2011**, 3950–3954 (2011).
- ¹⁴M. Tas, E. Şaşıoğlu, I. Galanakis, C. Friedrich, and S. Blügel, “Quasiparticle band structure of the almost-gapless transition-metal-based Heusler semiconductors,” *Phys. Rev. B* **93**, 195155 (2016).
- ¹⁵J. Sun, A. Ruzsinszky, and J. P. Perdew, “Strongly constrained and appropriately normed semilocal density functional,” *Phys. Rev. Lett.* **115**, 036402 (2015).
- ¹⁶J. P. Perdew, W. Yang, K. Burke, Z. Yang, E. K. Gross, M. Scheffler, G. E. Scuseria, T. M. Henderson, I. Y. Zhang, A. Ruzsinszky, et al., “Understanding band gaps of solids in generalized kohn–sham theory,” *Proceedings of the national academy of sciences* **114**, 2801–2806 (2017).
- ¹⁷K. Hui and J.-D. Chai, “Scan-based hybrid and double-hybrid density functionals from models without fitted parameters,” *The Journal of chemical physics* **144**, 044114 (2016).
- ¹⁸M. Modrzejewski, G. Chalasinski, and M. M. Szczesniak, “Assessment of newest meta-gga hybrids for late transition metal reactivity: Fractional charge and fractional spin perspective,” *The Journal of Physical Chemistry C* **123**, 8047–8056 (2018).
- ¹⁹J. Paier, M. Marsman, and G. Kresse, “Why does the b3lyp hybrid functional fail for metals?” *The Journal of chemical physics* **127**, 024103 (2007).
- ²⁰B. Balke, S. Wurmehl, G. H. Fecher, C. Felser, M. C. M. Alves, F. Bernardi, and J. Morais, “Structural characterization of the Co_2FeZ ($\text{Z}=\text{Al}$, Si , Ga , and Ge) Heusler compounds by x-ray diffraction and extended x-ray absorption fine structure spectroscopy,” *Appl. Phys. Lett.* **90**, 172501 (2007).
- ²¹T. Lin, X. Dai, J. Zhao, L. Wang, X. Wang, Y. Cui, and G. Liu, “The structural, electronic and magnetic properties for the transition process between nonmagnetic and magnetic states in $\text{CoFe}_{1+x}\text{Ti}_{1-x}\text{Al}$,” *Journal of Alloys and Compounds* **684**, 143–150 (2016).
- ²²G. Kresse and J. Furthmüller, “Efficient iterative schemes for ab initio total-energy calculations using a plane-wave basis set,” *Phys. Rev. B* **54**, 11169–11186 (1996).
- ²³G. Kresse and D. Joubert, “From ultrasoft pseudopotentials to the projector augmented-wave method,” *Phys. Rev. B* **59**, 1758 (1999).
- ²⁴J. Perdew, “Generalized gradient approximations for exchange and correlation: A look backward and forward,” *Physica B* **172**, 1 – 6 (1991).
- ²⁵K. Burke, J. Perdew, and M. Ernzerhof, “Why the generalized gradient approximation works and how to go beyond it,” *Int. J. Quantum Chem.* **61**, 287–293 (1997).
- ²⁶B. Barbiellini, E. Moroni, and T. Jarlborg, “Effects of gradient corrections on electronic structure in metals,” *Journal of Physics: Condensed Matter* **2**, 7597 (1990).
- ²⁷S. Lehtola, C. Steigemann, M. J. Oliveira, and M. A. Marques, “Recent developments in libxc—a comprehensive library of functionals for density functional theory,” *SoftwareX* **7**, 1–5 (2018).
- ²⁸J. Perdew, K. Burke, and M. Ernzerhof, “Generalized Gradient Approximation Made Simple,” *Phys. Rev. Lett.* **77**, 3865 (1996).
- ²⁹V. D. Buchelnikov, V. V. Sokolovskiy, O. N. Miroshkina, M. A. Zagrebin, J. Nokelainen, A. Pulkkinen, B. Barbiellini, and E. Lähderanta, “Correlation effects on ground-state properties of ternary Heusler alloys: First-principles study,” *Phys. Rev. B* **99**, 014426 (2019).