

Approximate Performance Measures for a Two-Stage Reneging Queue

Katsunobu Sasanuma^{*,a}, Alan Scheller-Wolf^b

^aCollege of Business, Stony Brook University, Stony Brook, NY 11794, USA

^bTepper School of Business, Carnegie Mellon University, Pittsburgh, PA 15213, USA

Abstract

We study a *two-stage* reneging queue with Poisson arrivals, exponential services, and two levels of exponential reneging behaviors, extending the popular Erlang A model that assumes a constant reneging rate. We derive approximate analytical formulas representing performance measures for the two-stage queue following the Markov chain decomposition approach. Our formulas not only give accurate results spanning the heavy-traffic to the light-traffic regimes, but also provide insight into capacity decisions.

Key words: two-stage queue, exponential reneging, Markov chain decomposition

1. Introduction

Models representing service systems with impatient customers have been studied extensively due to their practical importance. When analyzing such systems, it is often assumed that all customers are equally impatient and ran-
 5 domly renege (i.e., leave a queue after entering but before reaching service) at the same rate. This constant patience assumption may be reasonable when customers have no information about their position in queue (e.g., in some call centers). However, customers often change their level of patience, for example

*Corresponding author

Email addresses: katsunobu.sasanuma@stonybrook.edu (Katsunobu Sasanuma),
awolf@andrew.cmu.edu (Alan Scheller-Wolf)

based on their queue position if they experience a different level of comfort, or
10 when they know they are close to, or far from, the front of the queue [1]. For
example, many restaurants provide some seats (capacity) for customers waiting
inside (1st stage queue), but not everybody can sit there; if all seats inside are
filled, any remaining waiting customers must wait outside where it may be cold
or raining (2nd stage queue). Our model aims to provide simple, yet accurate
15 formulas for practitioners who make capacity (in this case waiting room seat-
ing capacity) decisions when their customers show stage-dependent reneging
behaviors. Specifically, we consider a two-stage reneging queue with Poisson
arrivals, exponential services, and stage-dependent exponential reneging rates.
We analyze three performance measures: probability of queueing, probability of
20 customer abandonment (via reneging or blocking), and average queue length.
Our two-stage reneging model can cope with both finite and infinite queues.

When the two reneging rates match, our queue reduces to the Erlang A
model, an $M/M/n+M$ queueing model with reneging. This Erlang A model and
its variations have been utilized for the analysis of various real-world problems
25 such as public housing [2], kidney transplantation [3], on-street parking [4], and
call centers [see, e.g., 5, 6, 7, 8, 9]. Most of the studies are based on either heavy
traffic approximation or asymptotic analysis [10], which are very effective for
analyzing a single stage reneging queue. Since our model has two stages, we
take a different, Markov chain decomposition approach [11], and evaluate each
30 decomposed sub-system separately using a Poisson-Normal approximation [12]
with a continuity correction term [13, 14, 15]. This continuity correction term
makes our formulas accurate and robust over a wide range of parameters.

2. Two-Stage Reneging Model

In this section, we present our model and derive several basic performance
35 measures following the Markov chain decomposition approach [11]. The for-
mulas we derive in this section are exact; approximations are discussed in the
following section.

Figure 1: Two-Stage Reneging Model: Full Markov Chain.

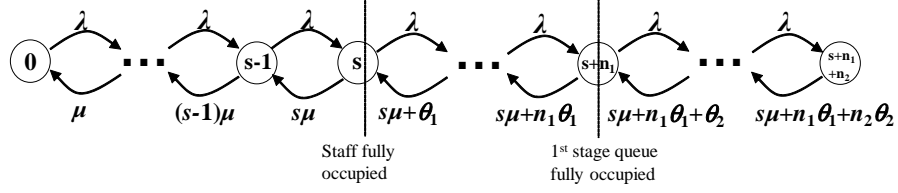
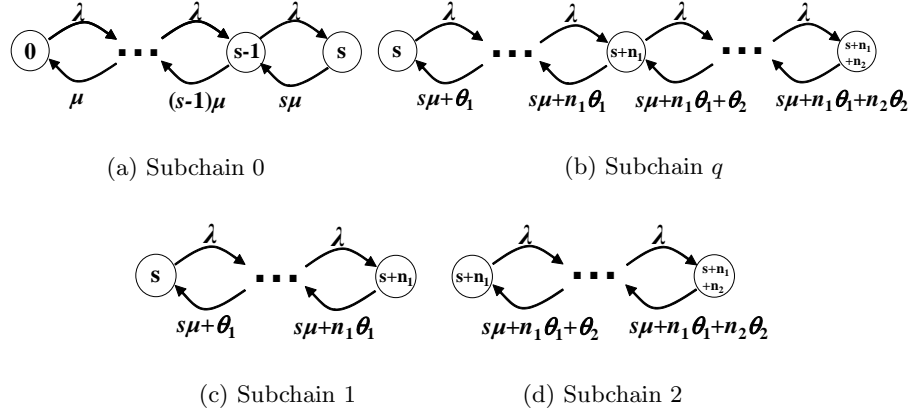


Figure 2: Decomposed Markov chains.



2.1. Markov Chain Structure and Its Decomposed Subchains

Our two-stage model is a simple birth-death Markov chain (MC) (Fig. 1).
 40 Customers arrive according to Poisson process with rate λ , and are served by one
 of the s servers with exponential rate μ following a first-in first-out (FIFO) rule.
 The queue has two stages ($i = 1, 2$); stage i has n_i spaces, which can be either
 finite or infinite. Each customer in the i^{th} stage reneges after an exponentially
 distributed time with rate θ_i (> 0). When both stages of the queue are fully
 45 occupied in state $s + n_1 + n_2$, a new customer is unable to enter the system

(blocked). The arrival and departure rates at state k are

$$\lambda_k = \begin{cases} \lambda & 0 \leq k < s + n_1 + n_2 \\ 0 & s + n_1 + n_2 \leq k \end{cases}$$

$$\mu_k = \begin{cases} k\mu & 1 \leq k \leq s \\ s\mu + (k-s)\theta_1 & s < k \leq s + n_1 \\ s\mu + n_1\theta_1 + (k-s-n_1)\theta_2 & s + n_1 < k \leq s + n_1 + n_2 \\ 0 & s + n_1 + n_2 < k. \end{cases}$$

To analyze our system we decompose the full MC (Fig. 1) into subchains: an $M/M/s/s$ subchain (Subchain 0 in Fig. 2a: MC comprised of states 1 to s) and a queueing subchain (Subchain q in Fig. 2b: MC comprised of states s to $s + n_1 + n_2$). Subchain q is further decomposed into the 1st stage queue with reneging rate θ_1 (Subchain 1 in Fig. 2c: MC comprised of states s to $s + n_1$) and the 2nd stage queue with reneging rate θ_2 (Subchain 2 in Fig. 2d: MC comprised of states $s + n_1$ to $s + n_1 + n_2$). Let Ω and A_j represent a set of states for the full MC and subchain $j (= 0, 1, 2, q)$, respectively. Thus: $\Omega = A_0 \cup A_q$,
 $A_q = A_1 \cup A_2$, $A_0 \cap A_q = A_0 \cap A_1 = \{s\}$, and $A_1 \cap A_2 = \{s + n_1\}$.

2.2. Representation of Performance Measures

We denote the steady-state probability of state k in the full MC and subchain j as π_k and π_k^j , respectively. Note that for any subchain j , $\pi_k \propto \pi_k^j$ for $k \in A_j$. Define $\mathbb{E}[f(X)] = \sum_{k \in \Omega} f(k)\pi_k$, $\mathbb{E}_j[f(X)] = \sum_{k \in A_j} f(k)\pi_k^j$, and $r_1 = \frac{\pi_{s+n_1}^1}{\pi_s^1}$. The following proposition holds as a special case of the Markov chain decomposition method based on the total expectation theorem [11]. All proofs are given in appendices.

Proposition 1. *For any function of states $f(X)$ for the two-stage reneging queue, the following equations hold:*

$$\frac{\mathbb{E}[f(X)]}{\pi_s} = \frac{\mathbb{E}_0[f(X)]}{\pi_s^0} + \frac{\mathbb{E}_q[f(X)]}{\pi_s^q} - f(s), \quad (1)$$

$$\frac{\mathbb{E}_q[f(X)]}{\pi_s^q} = \frac{\mathbb{E}_1[f(X)]}{\pi_s^1} + r_1 \left(\frac{\mathbb{E}_2[f(X)]}{\pi_{s+n_1}^2} - f(s + n_1) \right). \quad (2)$$

Combining above, we obtain

$$\frac{\mathbb{E}[f(X)]}{\pi_s} = \frac{\mathbb{E}_0[f(X)]}{\pi_s^0} + \left(\frac{\mathbb{E}_1[f(X)]}{\pi_s^1} - f(s) \right) + r_1 \left(\frac{\mathbb{E}_2[f(X)]}{\pi_{s+n_1}^2} - f(s + n_1) \right). \quad (3)$$

Denote the queueing probability as P_Q , the abandonment probability (due to reneging and blocking) as P_A , and the expected number of customers in queue as L . Using Proposition 1, we can obtain $1/\pi_s$ by setting $f(X) = 1$; P_Q by setting $f(X) = \mathbf{1}_{A_q}$ (an indicator function); P_A by setting $f(X) = N_A$ (a random variable representing the steady-state number of customer abandonments per unit time); and L by setting $f(X) = N$ (a random variable representing the steady-state number of customers in queue).

Proposition 2. *Performance measures of the two-stage reneging queue are*

$$\frac{1}{\pi_s} = \frac{1}{\pi_s^0} + \frac{1}{\pi_s^q} - 1 = \frac{1}{\pi_s^0} + \left(\frac{1}{\pi_s^1} - 1 \right) + r_1 \left(\frac{1}{\pi_{s+n_1}^2} - 1 \right), \quad (4)$$

$$\frac{P_Q}{\pi_s} = \frac{1}{\pi_s^q} = \frac{1}{\pi_s^1} + r_1 \left(\frac{1}{\pi_{s+n_1}^2} - 1 \right), \quad (5)$$

$$\frac{P_A}{\pi_s} = p \left(\frac{1}{\pi_s^q} - 1 \right) + 1 = p \left[\left(\frac{1}{\pi_s^1} - 1 \right) + r_1 \left(\frac{1}{\pi_{s+n_1}^2} - 1 \right) \right] + 1, \quad (6)$$

$$\frac{L}{\pi_s} = \frac{\lambda}{\theta_1} \left[p \left(\frac{1}{\pi_s^1} - 1 \right) + 1 - r_1 \right] + \frac{r_1 \lambda}{\theta_2} \left[\left(p + \frac{n_1(\theta_2 - \theta_1)}{\lambda} \right) \left(\frac{1}{\pi_{s+n_1}^2} - 1 \right) + 1 - r_2 \right], \quad (7)$$

where

$$r_1 = \frac{\pi_{s+n_1}^1}{\pi_s^1}, \quad r_2 = \frac{\pi_{s+n_1+n_2}^2}{\pi_{s+n_1}^2}, \quad \text{and} \quad p = 1 - \frac{s\mu}{\lambda}.$$

Proposition 2 implies the following exact relationships.

Corollary 1. *Abandonment probability P_A can be represented as follows:*

$$P_A = p(P_Q - \pi_s) + \pi_s, \quad (8)$$

$$= \frac{p - \pi_s^0}{1 - \pi_s^0} P_Q + \frac{1 - p}{1 - \pi_s^0} \pi_s^0. \quad (9)$$

3. Approximation Procedure

Proposition 2 expresses the performance measures of interest as simple functions of steady-state probabilities. To obtain approximate performance measures, we derive an approximate analytical representation of these steady-state probabilities.

3.1. Steady-State Probabilities in Poisson and Normal Representations

We first show the Poisson-Normal conversion formulas, which involve a Poisson random variable (RV) with mean R and the standard Normal RV, whose cumulative distribution functions (CDFs) are $F_P(\cdot; R)$ and $\Phi(\cdot)$; their corresponding probability mass function (PMF) and probability density function (PDF) are $f_P(\cdot; R)$ and $\phi(\cdot)$, respectively. Define the standard Normal hazard function as $h(x) = \phi(x)/(1 - \Phi(x)) (= \phi(-x)/\Phi(-x))$ and introduce parameters $c = (s - R)/\sqrt{R}$ and $\Delta = 0.5/\sqrt{R}$. The following result is based on [15].

Lemma 1. *The Poisson CDF/PMF are approximated by the standard Normal CDF/PDF as:*

$$F_P(s; R) \approx \Phi(c + \Delta), \quad (10)$$

$$f_P(s; R) \approx \frac{\phi(c + \Delta)}{\sqrt{R}}, \quad (11)$$

$$\frac{f_P(s; R)}{1 - F_P(s; R)} \approx \frac{h(c + \Delta)}{\sqrt{R}}, \quad (12)$$

$$\frac{f_P(s; R)}{F_P(s; R)} \approx \frac{h(-c - \Delta)}{\sqrt{R}}. \quad (13)$$

Following conventions in capacity planning, we call the argument s of the Poisson PMF/CDF the *staffing level*, the mean R of the Poisson RV the *resource requirement*, and the argument c of the standard Normal PDF/CDF the *square-root coefficient*. The term Δ is the *continuity correction term*, which is introduced due to the conversion from a discrete function (Poisson) to continuous (Normal). The term Δ is non-negligible when R is small (around 10 or less), but diminishes to zero in the asymptotic limit of large R .

Corresponding to the three subchains (SC) 0 (M/M/s/s queue), 1 (1st stage queue), and 2 (2nd stage queue), we define parameters necessary for Poisson and standard Normal representations in Table 1. Note that the staffing levels s , s_1 , and s_2 must be non-negative integers when they appear in a Poisson representation; if they are non-integer, we round them to their nearest integer values. (In other words, a Poisson representation is exact when staffing levels are integers and otherwise is an approximation.) This integer condition can be dropped when we convert to the Normal; a major benefit of using the Normal

Table 1: Parameters for Poisson and Standard Normal Representations

SC	Staffing Level	Sq-root Coef.	Resource Req.	Cont. Correction
0	s	$c = \frac{s-R}{\sqrt{R}}$	$R = \frac{\lambda}{\mu}$	$\Delta = \frac{0.5}{\sqrt{R}}$
1	$s_1 = \frac{s\mu}{\theta_1}$	$c_1 = \frac{s_1-R_1}{\sqrt{R_1}}$	$R_1 = \frac{\lambda}{\theta_1}$	$\Delta_1 = \frac{0.5}{\sqrt{R_1}}$
	$s_{1+} = s_1 + n_1$	$c_{1+} = \frac{s_{1+}-R_1}{\sqrt{R_1}}$	$(= \frac{\mu}{\theta_1} R)$	$(= \sqrt{\frac{\theta_1}{\mu}} \Delta)$
2	$s_2 = \frac{s\mu+n_1\theta_1}{\theta_2}$	$c_2 = \frac{s_2-R_2}{\sqrt{R_2}}$	$R_2 = \frac{\lambda}{\theta_2}$	$\Delta_2 = \frac{0.5}{\sqrt{R_2}}$
	$s_{2+} = s_2 + n_2$	$c_{2+} = \frac{s_{2+}-R_2}{\sqrt{R_2}}$	$(= \frac{\mu}{\theta_2} R)$	$(= \sqrt{\frac{\theta_2}{\mu}} \Delta)$

representation. Using Lemma 1 and parameters defined in Table 1, we obtain
 100 Proposition 3. The continuity correction terms $(\Delta, \Delta_1, \Delta_2)$ in this proposition can be dropped at the limit of large resource requirements $(R, R_1, R_2 \rightarrow \infty, \text{ respectively})$.

Proposition 3. *The steady-state probabilities of subchains are approximately expressed in Poisson and Normal representations as follows:*

1. $M/M/s/s$ (subchain 0):

$$\frac{1}{\pi_s^0} = \frac{F_P(s; R)}{f_P(s; R)} \approx \frac{\sqrt{R}}{h(-c - \Delta)} =: \tilde{h}. \quad (14)$$

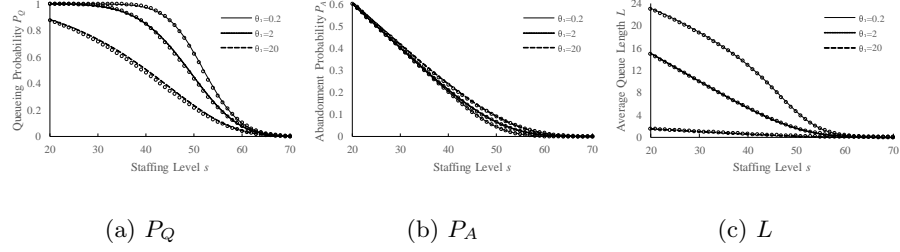
2. 1^{st} stage queue (subchain 1):

$$\begin{aligned} r_1 &= \frac{\pi_{s+n_1}^1}{\pi_s^1} = \frac{f_P(s_{1+}; R_1)}{f_P(s_1; R_1)} \approx \frac{\phi(c_{1+} + \Delta_1)}{\phi(c_1 + \Delta_1)} =: \tilde{r}_1, \\ \frac{1}{\pi_s^1} - 1 &= \frac{1 - F_P(s_1; R_1)}{f_P(s_1; R_1)} - \frac{1 - F_P(s_{1+}; R_1)}{f_P(s_1; R_1)} \approx \sqrt{R_1} \left(\frac{1}{h(c_1 + \Delta_1)} - \frac{\tilde{r}_1}{h(c_{1+} + \Delta_1)} \right) =: \tilde{h}_1. \end{aligned} \quad (15)$$

3. 2^{nd} stage queue (subchain 2):

$$\begin{aligned} r_2 &= \frac{\pi_{s+n_1+n_2}^2}{\pi_{s+n_1}^2} = \frac{f_P(s_{2+}; R_2)}{f_P(s_2; R_2)} \approx \frac{\phi(c_{2+} + \Delta_2)}{\phi(c_2 + \Delta_2)} =: \tilde{r}_2, \\ \frac{1}{\pi_{s+n_1}^2} - 1 &= \frac{1 - F_P(s_2; R_2)}{f_P(s_2; R_2)} - \frac{1 - F_P(s_{2+}; R_2)}{f_P(s_2; R_2)} \approx \sqrt{R_2} \left(\frac{1}{h(c_2 + \Delta_2)} - \frac{\tilde{r}_2}{h(c_{2+} + \Delta_2)} \right) =: \tilde{h}_2. \end{aligned} \quad (16)$$

Figure 3: Comparison between our approximation and exact values for different 1st stage reneging rates θ_1 .



Notes: $\lambda = 50, \mu = 1, n_1 = 10, n_2 = 20, \theta_2 = 2$. s and θ_1 are variables. The open circles in the figures correspond to exact values.

3.2. Performance Measures in Normal Representation

Combining Propositions 2 and 3 and using parameters defined in Table 1, we derive the approximate representations of our performance measures.

Proposition 4. *Performance measures of the two-stage reneging queue are approximately expressed in the standard Normal representation as follows:*

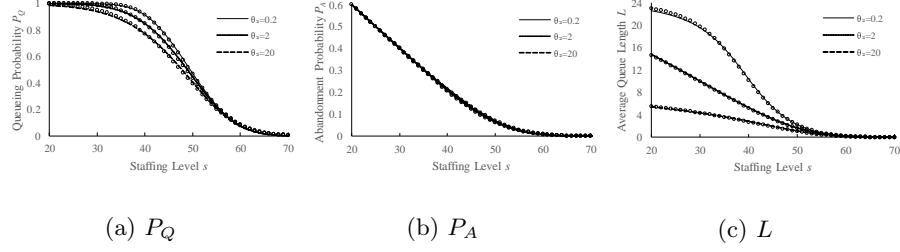
$$\frac{1}{\pi_s} = \tilde{h} + \tilde{h}_1 + \tilde{r}_1 \tilde{h}_2, \quad \frac{P_Q}{\pi_s} = \frac{1}{\pi_s^q} = 1 + \tilde{h}_1 + \tilde{r}_1 \tilde{h}_2, \quad \frac{P_A}{\pi_s} = p(\tilde{h}_1 + \tilde{r}_1 \tilde{h}_2) + 1, \\ \frac{L}{\pi_s} = R_1(p\tilde{h}_1 + 1 - \tilde{r}_1) + \tilde{r}_1 R_2 \left[\left(p + \frac{n_1}{R_2} - \frac{n_1}{R_1} \right) \tilde{h}_2 + 1 - \tilde{r}_2 \right].$$

Proposition 4 can represent both finite and infinite queues as well as the Erlang A model by choosing parameters appropriately. Notice that for $i \in \{1, 2\}$, $n_i \rightarrow \infty \iff \tilde{r}_i = 0$; and $n_i = 0 \iff \tilde{r}_i = 1, \tilde{h}_i = 0$. The above formulas reduce to the Erlang A formulas either by setting $\theta_1 = \theta_2$ and $\tilde{r}_2 = 0$ or by setting $\tilde{r}_1 = 1, \tilde{h}_1 = 0$, and $\tilde{r}_2 = 0$. Proposition 4 can be extended to more stages if desired (see Appendix G).

4. Numerical Experiments

We first demonstrate the accuracy of our approximate formulas and then examine the impact of selected parameters of the two-stage reneging model.

Figure 4: Comparison between our approximation and exact values for different 2st stage reneging rates θ_2 .



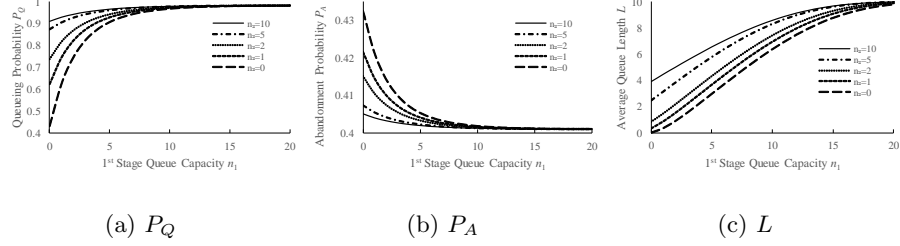
Notes: $\lambda = 50, \mu = 1, n_1 = 5, n_2 = 20, \theta_1 = 2$. s and θ_2 are variables; the lines for P_A are hardly distinguishable due to the insensitivity of P_A to θ_2 in this example. The open circles in the figures correspond to exact values.

4.1. Comparison with Exact Values

Fig. 3 compares the exact values with our approximation for fixed λ, μ, n_1, n_2 , and θ_2 . (We tested many parameter settings; results were similar.) Fig. 3 shows staffing level s on the horizontal axis and different lines for different 1st stage reneging rates θ_1 . Similarly, Fig. 4 compares the exact values with our approximation when staffing level s changes for different 2nd stage reneging rates θ_2 . The results shown in Figs. 3 and 4 demonstrate that our approximation is accurate and robust to a wide range of parameters.

Finally, we notice from Figs. 3b and 4b that P_A is largely insensitive to reneging rates. This is because customer abandonment is independent from reneging rates in the two extremes: When servers are always busy, all customers not served by busy servers abandon, and when servers are not busy, almost nobody abandons. Figs. 3b and 4b confirm this view: P_A approaches $p = (\lambda - s\mu)/\lambda$, a linear function of s , when s is small (in the heavy-traffic limit; $s < 40$ in our example), while P_A is close to zero when s is large (in the light-traffic limit; $s > 60$ in our example). A reneging rate has some impact on P_A only when $s \approx R$ ($40 \lesssim s \lesssim 60$ in our example).

Figure 5: Impact of queueing capacities n_1 and n_2 on performance measures.



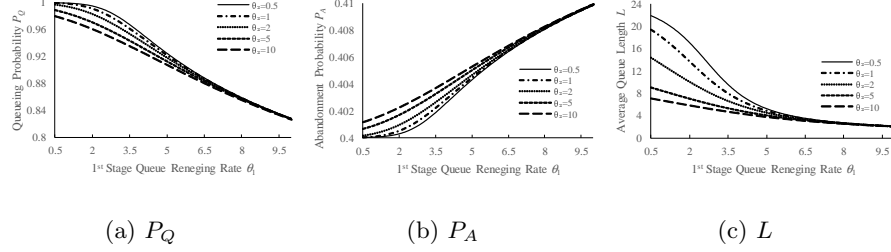
Note: $\lambda = 50, \mu = 1, s = 30, \theta_1 = 2, \theta_2 = 5$. n_1 and n_2 are variables.

4.2. Performance Measures' Dependence on Parameters

It is intuitive that if customers rarely exceed the 1st stage capacity—for example, due to large n_1 and/or large θ_1 —then the system will become insensitive to n_2 and θ_2 . Numerical experiments verify this: Figs. 5 and 6 show how n_1 and θ_1 (horizontal axis) impact performance measures for different n_2 and θ_2 , respectively; we observe all lines converge as n_1 and θ_1 increase. To illustrate how the 1st stage queue affects the system's dependence on the 2nd stage queue, we conduct the following experiment: Fig. 7 shows the impact of θ_2 (horizontal axis) on performance measures for different n_1 ; a steeper line corresponds to higher impact of θ_2 . We observe that, in this example, at least about $n_1 = 8$ is necessary to make the system insensitive to the change of θ_2 . A real-world implication of this result is that, by conducting a similar analysis on a spreadsheet, a restaurant owner could decide how many seats to provide for customers waiting inside (1st stage queue) to make the quality of service robust to the weather, which directly affects the level of patience for customers waiting outside (2nd stage queue).

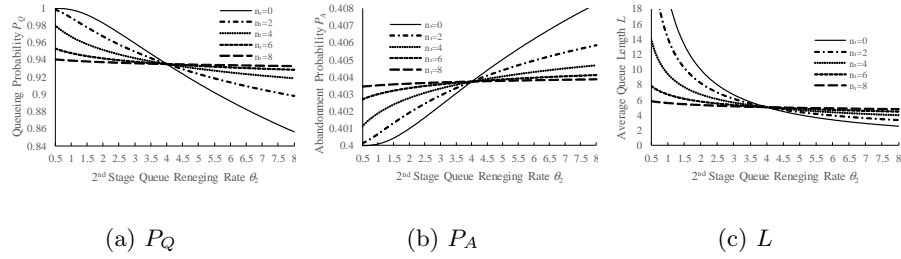
Before we conclude this section, we provide further insight into this insensitivity. First, notice that the 1st stage queue is (approximately) represented by the standard Normal distribution ranging from $c_1 (= \frac{s\mu - \lambda}{\sqrt{\lambda\theta_1}})$ to $c_1 + (= \frac{s\mu + n_1\theta_1 - \lambda}{\sqrt{\lambda\theta_1}})$. To contain most waiting customers within the 1st stage queue, its distribution should cover a wide range of the standard Normal distribution in-

Figure 6: Impact of reneging rates θ_1 and θ_2 on performance measures.



Note: $\lambda = 50, \mu = 1, s = 30, n_1 = 6, n_2 = 20$. θ_1 and θ_2 are variables.

Figure 7: Impact of 2nd stage reneging rate θ_2 and 1st stage queue capacity n_1 on performance measures.



Note: $\lambda = 50, \mu = 1, s = 30, \theta_1 = 4, n_2 = \infty$. θ_2 and n_1 are variables.

cluding the center of the distribution. Since $c_1 < 0$ (i.e., $\lambda > s\mu$) in the case
of interest (otherwise, there are only a small number of waiting customers), we
require $c_{1+} \geq z$, where z is a decision variable representing a certain positive
threshold on the standard Normal distribution. For example, if we use $z = 1$, we
obtain $n_1 \geq 15$ in Fig. 5; $\theta_1 \geq 6.3$ in Fig. 6; and $n_1 \geq 8.5$ (or 9 since n_1 should
be an integer) in Fig. 7; these estimates turn out to be sufficiently good. Al-
though this rule of thumb cannot replace accurate numerical calculations based
on Proposition 4, it allows practitioners to make ballpark parameter estimates
for containing most waiting customers in the 1st stage queue.

5. Conclusion and future work

165 In this paper we study a two-stage reneging model with finite or infinite queue capacity. Our two-stage model has wide applicability in the real world; for example, practitioners can utilize our formulas to make capacity decisions efficiently without solving Markov chains or conducting simulations.

There are several possible extensions of our results. First, our two-stage 170 model can be straightforwardly extended to three or more stages if further accuracy is needed. Second, our paper assumes a constant arrival rate with no balking, but extension to a stage-dependent arrival rate (i.e., stage-dependent balking) is straightforward. Third, in addition to the three performance measures we analyze in this paper, we can also analyze other performance measures 175 such as waiting time distribution. Our two-stage reneging model is simple, but more versatile than the Erlang A model that has inspired researchers for several decades; we hope our two-stage model opens a new avenue of research on service systems with impatient customers.

Appendix A Proof of Proposition 1

Since the MC we consider is a birth-death type, all decomposed subchains maintain a stationary distribution proportional to the full MC: for any subchain j , $\pi_k^j \propto \pi_k, \forall k \in A_j$, or equivalently, $\pi_k / \pi_k^j = \pi_{k'} / \pi_{k'}^j, \forall k, k' \in A_j$. Also, note that $A_0 \cap A_q = \{s\}$. Define $\mathbb{E}[f(X)] = \sum_{k \in \Omega} f(k) \pi_k$ and $\mathbb{E}_j[f(X)] = \sum_{k \in A_j} f(k) \pi_k^j$. Applying the total expectation theorem to the full MC, we derive

$$\begin{aligned} \mathbb{E}[f(X)] &= \sum_{k \in A_0} f(X) \pi_k + \sum_{k \in A_q} f(X) \pi_k - f(s) \pi_s \\ &= \sum_{k \in A_0} f(X) \pi_k^0 \frac{\pi_s}{\pi_s^0} + \sum_{k \in A_q} f(X) \pi_k^q \frac{\pi_s}{\pi_s^q} - f(s) \pi_s \\ &= \mathbb{E}_0[f(X)] \frac{\pi_s}{\pi_s^0} + \mathbb{E}_q[f(X)] \frac{\pi_s}{\pi_s^q} - f(s) \pi_s, \end{aligned}$$

from which we obtain (1). The derivation of (2) is almost identical. Note that $A_1 \cap A_2 = \{s + n_1\}$. By decomposing subchain q into subchains 1 and 2, we

obtain

$$\frac{\mathbb{E}_q[f(X)]}{\pi_{s+n_1}^q} = \frac{\mathbb{E}_1[f(X)]}{\pi_{s+n_1}^1} + \frac{\mathbb{E}_2[f(X)]}{\pi_{s+n_1}^2} - f(s+n_1).$$

180 Multiplying both sides of the equation by $r_1 = \frac{\pi_{s+n_1}^1}{\pi_s^1}$, we obtain (2). Finally, (3) directly follows from (1) and (2).

Appendix B Proof of Proposition 2

For (4), we set $f(X) = 1$ in Proposition 1 and obtain $\frac{1}{\pi_s} = \frac{1}{\pi_s^0} + \frac{1}{\pi_s^q} - 1$ and $\frac{1}{\pi_s^q} = \frac{1}{\pi_s^1} + r_1(\frac{1}{\pi_{s+n_1}^2} - 1)$, from which we obtain the result. For (5), we set $f(X) = \mathbf{1}_{A_q}$, an indicator function. Note that $P_Q = E[\mathbf{1}_{A_q}]$, $E_0[\mathbf{1}_{A_q}] = \pi_s^0$, $E_q[\mathbf{1}_{A_q}] = 1$, and $E_s[\mathbf{1}_{A_q}] = 1$. Thus, we obtain $\frac{P_Q}{\pi_s} = \frac{E[\mathbf{1}_{A_q}]}{\pi_s} = \frac{1}{\pi_s^q} = \frac{1}{\pi_s^1} + r_1(\frac{1}{\pi_{s+n_1}^2} - 1)$. For (6), we set $f(X) = N_A$, a random variable representing the steady-state number of customer abandonments (via reneging and blocking) per unit time. Note that $P_A = \frac{E[N_A]}{\lambda}$, $E_0[N_A] = \lambda\pi_s^0$, $E_s[N_A] = \lambda$, and $E_q[N_A] = \lambda - s\mu(1 - \pi_s^q)$ (the flow conservation law). Thus, we obtain $\frac{P_A}{\pi_s} = \frac{E[N_A]}{\lambda\pi_s} = p(\frac{1}{\pi_s^q} - 1) + 1$, where $p = 1 - \frac{s\mu}{\lambda}$. Finally, as for (7), we set $f(X) = N$, a random variable representing the steady-state number of customers in queue. Let $L = E[N]$, $L_1 = E_1[N]$, and $L_2 = E_2[N]$. We obtain $\frac{L}{\pi_s} = \frac{E[N]}{\pi_s} = \frac{L_1}{\pi_s^1} + r_1(\frac{L_2}{\pi_{s+n_1}^2} - n_1)$. The remaining task is to find L_1 and L_2 . We use the flow conservation law for subchains 1 and 2: $\lambda - \pi_{s+n_1}^1 = s\mu(1 - \pi_s^1) + \theta_1 L^1$ and $\lambda - \pi_{s+n_1+n_2}^2 = (s\mu + n_1\theta_1)(1 - \pi_{s+n_1}^2) + \theta_2(L^2 - n_1)$, from which we obtain the expressions for L_1 and L_2 :

$$\begin{aligned} \frac{L^1}{\pi_s^1} &= \frac{\lambda}{\theta_1} \left[p \left(\frac{1}{\pi_s^1} - 1 \right) + 1 - r_1 \right], \\ \frac{L^2}{\pi_{s+n_1}^2} - n_1 &= \frac{\lambda}{\theta_2} \left[\left(p - \frac{n_1(\theta_2 - \theta_1)}{\lambda} \right) \left(\frac{1}{\pi_{s+n_1}^2} - 1 \right) + 1 - r_2 \right], \end{aligned}$$

where $r_1 = \frac{\pi_{s+n_1}^1}{\pi_s^1}$ and $r_2 = \frac{\pi_{s+n_1+n_2}^2}{\pi_{s+n_1}^2}$.

Appendix C Proof of Corollary 1

185 The results directly follow from Proposition 2. We obtain (8) by eliminating π_s^q in (5) and (6). We obtain (9) by eliminating π_s in (8) using (4).

Appendix D Proof of Lemma 1

The Poisson-to-Normal conversion is based on the Central Limit Theorem and is described in many textbooks [e.g., 13]. The approximation achieves high accuracy when the continuity correction term Δ is small (R is large); at the limit of small Δ (large R), the error of the approximation approaches zero. For (10), we make a discrete-to-continuous conversion from Poisson to Normal with a continuity correction “+0.5” following [15]. We then convert Normal to standard Normal using $c = \frac{s-R}{\sqrt{R}}$ and $\Delta = \frac{0.5}{\sqrt{R}}$: $F_P(s; R) \approx \Phi\left(\frac{(s+0.5)-R}{\sqrt{R}}\right) = \Phi(c + \Delta)$. For (11), using the result above and the assumption that Δ is sufficiently small, we obtain $f_P(s; R) = F_P(s; R) - F_P(s-1; R) \approx \Phi(c+\Delta) - \Phi(c-\Delta) \approx \frac{\phi(c+\Delta)}{\sqrt{R}}$. For (12) and (13), we use the above results and the definition of the hazard function for the standard Normal distribution. We obtain $\frac{f_P(s; R)}{1-F_P(s; R)} \approx \frac{\phi(c+\Delta)}{\sqrt{R}(1-\Phi(c+\Delta))} = \frac{h(c+\Delta)}{\sqrt{R}}$ and $\frac{f_P(s; R)}{F_P(s; R)} \approx \frac{\phi(c+\Delta)}{\sqrt{R}\Phi(c+\Delta)} = \frac{h(-c-\Delta)}{\sqrt{R}}$.

Appendix E Proof of Proposition 3

We discuss each subchain separately. We use parameters defined in Table 1. We assume that all staffing levels s , s' , and s'' are non-negative integers in a Poisson representation; if they are non-integer, we round them to their nearest integer values. This integer condition is dropped when we convert to the Normal.

1. M/M/s/s (subchain 0): This result is familiar [see, e.g., 16]. Let $R = \frac{\lambda}{\mu}$ and consider a random variable $X \sim \text{Pois}(R)$; thus $\Pr\{X = i\} = \frac{e^{-R} R^i}{i!}, \forall i \in \mathbb{Z}_{\geq 0}$. This subchain is a birth-death MC with the total departure rate $k\mu$ at state k . Hence, for all $k = 1, 2, \dots, s$,

$$\pi_k^0 = \pi_{k-1}^0 \frac{\lambda}{k\mu} = \pi_{k-1}^0 \frac{R}{k} = \dots = \pi_0^0 \frac{R^k}{k!} \propto \Pr\{X = k\}.$$

Note that $\pi_k^0 \propto \Pr\{X = k\}$ means the distributions of π_k^0 and $\Pr\{X = k\}$ for $k \in A_0$ are the same except for the normalization constant. By summing up the terms with respect to k and applying the normalization condition, we obtain

$$\frac{1}{\pi_s^0} = \frac{\Pr\{0 \leq X \leq s\}}{\Pr\{X = s\}} = \frac{F_P(s; R)}{f_P(s; R)}.$$

Let $c = \frac{s-R}{\sqrt{R}}$ and $\Delta = \frac{0.5}{\sqrt{R}}$. Using (13), we obtain (14).

2. 1st stage queue (subchain 1): Let $R_1 = \frac{\lambda}{\theta_1}$, $s_1 = \frac{s\mu}{\theta_1}$, and $s_{1+} = s_1 + n_1$. Consider a random variable $X_1 \sim \text{Pois}(R_1)$; thus $\Pr\{X_1 = i\} = \frac{e^{-R_1}(R_1)^i}{i!}$, $\forall i \in \mathbb{Z}_{\geq 0}$. This subchain is a birth-death MC with the total departure rate $s\mu + k\theta_1 = (\frac{s\mu}{\theta_1} + k)\theta_1 = (s_1 + k)\theta_1$ at state $s + k$. For all $k = 1, 2, \dots, n_1$,

$$\begin{aligned} \pi_{s+k}^1 &= \pi_{s+k-1}^1 \frac{\lambda}{(s_1 + k)\theta_1} = \pi_{s+k-1}^1 \frac{R_1}{s_1 + k} = \dots = \pi_s^1 \frac{(R_1)^{s_1+k}}{(s_1 + k)!} \frac{s_1!}{(R_1)^{s_1}} \\ &\propto \Pr\{X_1 = s_1 + k\}. \end{aligned}$$

By summing up the terms with respect to k and applying the normalization condition, we obtain

$$\begin{aligned} \frac{1}{\pi_s^1} &= \frac{\Pr\{s_1 \leq X_1 \leq s_1 + n_1\}}{\Pr\{X_1 = s_1\}} = \frac{\Pr\{X_1 = s_1\} - \Pr\{X_1 \leq s_1\} + \Pr\{X_1 \leq s_1 + n_1\}}{\Pr\{X_1 = s_1\}} \\ &= 1 + \frac{1 - F_P(s_1; R_1)}{f_P(s_1; R_1)} - \frac{1 - F_P(s_{1+}; R_1)}{f_P(s_1; R_1)} \\ &= 1 + \frac{1 - F_P(s_1; R_1)}{f_P(s_1; R_1)} - \frac{f_P(s_{1+}; R_1)}{f_P(s_1; R_1)} \frac{1 - F_P(s_{1+}; R_1)}{f_P(s_{1+}; R_1)}. \end{aligned}$$

Let $c_1 = \frac{s_1 - R_1}{\sqrt{R_1}}$, $c_{1+} = \frac{s_{1+} - R_1}{\sqrt{R_1}}$, and $\Delta_1 = \frac{0.5}{\sqrt{R_1}}$. Using (11) and (12), we obtain (15).

3. 2nd stage queue (subchain 2): The argument is almost identical to the case of the 1st stage queue. Let $R_2 = \frac{\lambda}{\theta_2}$, $s_2 = \frac{s\mu + n_1\theta_1}{\theta_2}$, and $s_{2+} = s_2 + n_2$. Consider a random variable $X_2 \sim \text{Pois}(R_2)$; thus $\Pr\{X_2 = i\} = \frac{e^{-R_2}(R_2)^i}{i!}$, $\forall i \in \mathbb{Z}_{\geq 0}$. This subchain is a birth-death MC with the total departure rate $s\mu + n_1\theta_1 + k\theta_2 = (s_2 + k)\theta_2$ at state $s + n_1 + k$. For all $k = 1, 2, \dots, n_2$,

$$\begin{aligned} \pi_{s+n_1+k}^2 &= \pi_{s+n_1+k-1}^2 \frac{\lambda}{(s_2 + k)\theta_2} = \pi_{s+n_1+k-1}^2 \frac{R_2}{s_2 + k} = \dots \\ &= \pi_{s+n_1}^2 \frac{(R_2)^{s_2+k}}{(s_2 + k)!} \frac{s_2!}{(R_2)^{s_2}} \propto \Pr\{X_2 = s_2 + k\}, \end{aligned}$$

from which we obtain

$$\frac{1}{\pi_{s+n_1}^2} = \frac{\Pr\{s_2 \leq X_2 \leq s_2 + n_2\}}{\Pr\{X_2 = s_2\}} = 1 + \frac{1 - F_P(s_2; R_2)}{f_P(s_2; R_2)} - \frac{f_P(s_{2+}; R_2)}{f_P(s_2; R_2)} \frac{1 - F_P(s_{2+}; R_2)}{f_P(s_{2+}; R_2)}.$$

Let $c_2 = \frac{s_2 - R_2}{\sqrt{R_2}}$, $c_{2+} = \frac{s_{2+} - R_2}{\sqrt{R_2}}$, and $\Delta_2 = \frac{0.5}{\sqrt{R_2}}$. Using (11) and (12), we obtain (16).

210 Appendix F Proof of Proposition 4

The results directly follow from Propositions 2 and 3.

Appendix G Extension to a Three-Stage Reneging Queue

To extend the two-stage renegeing model to three-stage, we introduce the 3rd subchain with capacity n_3 and renegeing rate θ_3 . Define parameters accordingly: $R_3 = \frac{\lambda}{\theta_3}$, $s_3 = \frac{s\mu + n_1\theta_1 + n_2\theta_2}{\theta_3}$, $s_{3+} = s_3 + n_3$, $c_3 = \frac{s_3 - R_3}{\sqrt{R_3}}$, $c_{3+} = \frac{s_{3+} - R_3}{\sqrt{R_3}}$, $\Delta_3 = \frac{0.5}{\sqrt{R_3}}$. Also, we introduce $r_3 = \frac{\pi_{s+n_1+n_2}^3}{\pi_{s+n_1+n_2}^3} \approx \frac{\phi(c_{3+} + \Delta_3)}{\phi(c_3 + \Delta_3)} =: \tilde{r}_3$ and $\frac{1}{\pi_{s+n_1+n_2}^3} - 1 \approx \sqrt{R_3} \left(\frac{1}{h(c_3 + \Delta_3)} - \frac{r_3}{h(c_{3+} + \Delta_3)} \right) =: \tilde{h}_3$. It is straightforward to obtain the expressions for the three-stage renegeing queue.

$$\frac{1}{\pi_s} = \tilde{h} + \tilde{h}_1 + \tilde{r}_1 \tilde{h}_2 + \tilde{r}_1 \tilde{r}_2 \tilde{h}_3, \quad \frac{P_Q}{\pi_s} = 1 + \tilde{h}_1 + \tilde{r}_1 \tilde{h}_2 + \tilde{r}_1 \tilde{r}_2 \tilde{h}_3, \quad \frac{P_A}{\pi_s} = p \left(\tilde{h}_1 + \tilde{r}_1 \tilde{h}_2 + \tilde{r}_1 \tilde{r}_2 \tilde{h}_3 \right) + 1,$$

$$\begin{aligned} \frac{L}{\pi_s} &= R_1(p\tilde{h}_1 + 1 - \tilde{r}_1) + \tilde{r}_1 R_2 \left[\left(p + \frac{n_1}{R_2} - \frac{n_1}{R_1} \right) \tilde{h}_2 + 1 - \tilde{r}_2 \right] \\ &\quad + \tilde{r}_1 \tilde{r}_2 R_3 \left[\left(p + \frac{n_1 + n_2}{R_3} - \frac{n_1}{R_1} - \frac{n_2}{R_2} \right) \tilde{h}_3 + 1 - \tilde{r}_3 \right]. \end{aligned}$$

Observe that the formulas we obtain here are simply the formulas in Proposition 4 with extra terms added to account for the 3rd subchain. If it is necessary,

an extension to four or more stages is also straightforward.

References

- [1] K. Kuzu, L. Gao, S. H. Xu, To wait or not to wait: The theory and practice of ticket queues, *Manufacturing & Service Operations Management* 21 (4) (2019) 853–874.
- [2] E. H. Kaplan, Analyzing tenant assignment policies, *Management Science* 33 (3) (1987) 395–408.
- [3] S. A. Zenios, Modeling the transplant waiting list: a queueing model with renegeing, *Queueing systems* 31 (3-4) (1999) 239–251.
- [4] R. C. Larson, K. Sasanuma, Congestion pricing: A Parking queue model, *Journal of Industrial and Systems Engineering* 4 (1) (2010) 1–17.
- [5] O. Garnett, A. Mandelbaum, M. Reiman, Designing a call center with impatient customers, *Manufacturing & Service Operations Management* 4 (3) (2002) 208–227.

- [6] N. Gans, G. Koole, A. Mandelbaum, Telephone call centers: Tutorial, review, and research prospects, *Manufacturing & Service Operations Management* 5 (2) (2003) 79–141.
- [7] S. Borst, A. Mandelbaum, M. I. Reiman, Dimensioning large call centers, *Operations research* 52 (1) (2004) 17–34.
- [8] A. Mandelbaum, S. Zeltyn, Service engineering in action: the palm/erlang-a queue, with applications to call centers, in: *Advances in services innovations*, Springer, 2007, pp. 17–45.
- [9] O. Baron, J. Milner, Staffing to maximize profit for call centers with alternate service-level agreements, *Operations Research* 57 (3) (2009) 685–700.
- [10] S. Halfin, W. Whitt, Heavy-traffic limits for queues with many exponential servers, *Operations research* 29 (3) (1981) 567–588.
- [11] K. Sasanuma, R. Hampshire, A. Scheller-Wolf, Markov chain decomposition based on total expectation theorem, *arXiv preprint arXiv:1901.06780*.
- [12] H. C. Tijms, *A First Course in Stochastic Models*, John Wiley & Sons, 2003.
- [13] W. Feller, *Probability theory and its applications*, vol. 1, John Wiley & Sons, Inc., 1968.
- [14] D. Cox, The continuity correction, *Biometrika* (1970) 217–219.
- [15] H. C. Tijms, *Stochastic modelling and analysis: a computational approach*, John Wiley & Sons, Inc., 1986.
- [16] M. Harchol-Balter, *Performance Modeling and Design of Computer Systems: Queueing Theory in Action*, Cambridge University Press, 2013.