

# Modality for Scenario Analysis and Maximum Likelihood Allocation

Takaaki Koike\* and Marius Hofert†

March 21, 2022

## Abstract

We analyze dependence, tail behavior and multimodality of the conditional distribution of a loss random vector given that the aggregate loss equals an exogenously provided capital. This conditional distribution is a building block for calculating risk allocations such as the Euler capital allocation of Value-at-Risk. A level set of this conditional distribution can be interpreted as a set of severe and plausible stress scenarios the given capital is supposed to cover. We show that various distributional properties of this conditional distribution are inherited from those of the underlying joint loss distribution. Among these properties, we find that multimodality of the conditional distribution is an important feature related to the number of risky scenarios likely to occur in a stressed situation. Moreover, Euler allocation becomes less sound under multimodality than under unimodality. To overcome this issue, we propose a novel risk allocation called the maximum likelihood allocation (MLA), defined as the mode of the conditional distribution given the total capital. The process of estimating MLA turns out to be beneficial for detecting multimodality, evaluating the soundness of risk allocations, and constructing more flexible risk allocations based on multiple risky scenarios. Properties of the conditional distribution and MLA are demonstrated in numerical experiments. In particular, we observe that negative dependence among losses typically leads to multimodality, and thus to multiple risky scenarios and less sound risk allocations.

*JEL classification:* C02, G32

*Keywords:* Risk allocation, Scenario analysis, Conditional distribution, Dependence modeling, Unimodality, Mode

## 1 Introduction

*Risk allocation* concerns the quantification of the risk of each unit of a portfolio. For a  $d$ -dimensional portfolio of risks or losses (typically risk-factor changes) represented by an  $\mathbb{R}^d$ -valued random vector  $\mathbf{X} = (X_1, \dots, X_d)$ ,  $d \in \mathbb{N}$ , the overall loss  $S = X_1 + \dots + X_d$  is quantified as a total capital  $K \in \mathbb{R}$  and typically determined as  $K = \varrho(S)$  for a risk measure  $\varrho$ . The *Euler principle*, proposed in Tasche (1995), is one of the most well-known rules of risk allocation. It is economically justified, for example, in Tasche (1995) and Kalkbrener (2005), and the derived allocated capital is also known as the *Aumann-Shapley value* (Aumann and Shapley, 2015) in cooperative game theory; see Denault (2001) and Boonen et al. (2020).

The Euler principle is applicable when the total capital is determined by a risk measure via  $K = \varrho(S)$ . However, as pointed out by Asimit et al. (2019), the total capital in practice may not always coincide with the risk measure itself but includes various adjustments such as stress scenarios and liquidity adjustments. In such cases, the capital does not possess the original meaning as a risk measure and the formula under the

\*Corresponding author: Department of Statistics and Actuarial Science, University of Waterloo, Waterloo, ON, Canada, E-mail: tkoike@uwaterloo.ca

†Department of Statistics and Actuarial Science, University of Waterloo, Waterloo, ON, Canada, E-mail: marius.hofert@uwaterloo.ca

Euler principle is not available. In addition, there are situations when the total capital is given exogenously as a constant; see Laeven and Goovaerts (2004). For the case when the total capital is regarded as a constant, various allocation methods have been proposed in the literature. One of the main streams found, for example, in Laeven and Goovaerts (2004) and Dhaene et al. (2012), is to derive an allocation as a minimizer of some loss function over a set of allocations  $\mathcal{K}_d(K) = \{\mathbf{x} \in \mathbb{R}^d : x_1 + \dots + x_d = K\}$ . Another method is to find a confidence level for which the corresponding risk measure coincides with  $K$ , and then allocate  $K$  by regarding it as measured by a risk measure. For example, if Value-at-Risk (VaR) or Expected Shortfall (ES) are chosen as risk measures, confidence levels  $p_{\text{VaR}}, p_{\text{ES}} \in (0, 1)$  are first found such that  $K = \text{VaR}_{p_{\text{VaR}}}(S)$  or, respectively,  $K = \text{ES}_{p_{\text{ES}}}(S)$  hold for a given total capital  $K$ . After performing this procedure, the Euler principle becomes applicable to  $K$  and the resulting risk allocation of  $K$  allocates  $\mathbb{E}[X_j \mid \{S = K\}]$  or, respectively,  $\mathbb{E}[X_j \mid \{S \geq \text{VaR}_{p_{\text{ES}}}(S)\}]$  to the  $j$ th risk  $X_j$ ; see Section 2.1 for details.

Although these methods often provide plausible risk allocations, they sometimes ignore important distributional properties of  $\mathbf{X}$  related to the soundness of risk allocations and to risky scenarios expected to be covered by the allocated capitals. As we will see in Section 2.2, all these allocation methods provide the homogeneous allocation  $(K/d, \dots, K/d)$  when  $\mathbf{X}$  is exchangeable in the sense that  $\mathbf{X} \stackrel{d}{=} (X_{\pi(1)}, \dots, X_{\pi(d)})$  for any permutation  $(\pi(1), \dots, \pi(d))$  of  $\{1, \dots, d\}$ . This homogeneous allocation can be sound when the conditional distribution of  $\mathbf{X}$  in a stressed situation is unimodal with the mode  $(K/d, \dots, K/d)$  since this homogeneous allocation covers the risky scenario most likely to occur in a stressed situation. On the other hand, the same allocation  $(K/d, \dots, K/d)$  arises when the conditional distribution in a stressed situation is multimodal and  $(K/d, \dots, K/d)$  is supposed to cover multiple risky scenarios *on average*. In this multimodal case, the homogeneous allocation is less sound than in the former unimodal case without identifying the multiple risky scenarios hidden in a single vector of  $(K/d, \dots, K/d)$ . Consequently, the soundness of risk allocation can be dependent on the distributional properties of the conditional distribution of  $\mathbf{X}$  in a stressed situation.

In this paper, we focus on the conditional distribution of  $\mathbf{X}$  given  $\{S = K\}$ . Since  $\mathbf{X} \mid \{S = K\}$  takes values in  $\mathcal{K}_d(K)$ , this random vector can be a building block for deriving a risk allocation. For example, the Euler allocation (2) arises when  $K = \text{VaR}_p(S)$  for some  $p \in (0, 1)$  and the expectation of  $\mathbf{X} \mid \{S = K\}$  is considered. In Section 2.2 we show that a level set of  $\mathbf{X} \mid \{S = K\}$  can be regarded as a set of severe and plausible stress scenarios the given capital  $K$  is supposed to cover. Based on the motivation provided there, we investigate distributional properties of  $\mathbf{X} \mid \{S = K\}$  in Section 3. We show that dependence, tail behavior and unimodality of  $\mathbf{X} \mid \{S = K\}$  are typically inherited from those of the underlying unconditional loss  $\mathbf{X}$ , respectively. In addition, we demonstrate by simulation that negative dependence among  $\mathbf{X}$  typically leads to multimodality of  $\mathbf{X} \mid \{S = K\}$ ; see Section 5.2. These observations can be useful to detect the hidden risk of multimodality in risk allocation. Furthermore, the properties of  $\mathbf{X} \mid \{S = K\}$  studied in this paper are of potential importance in simulation and statistical inference of  $\mathbf{X} \mid \{S = K\}$  using Markov chain Monte Carlo (MCMC) methods for efficiently simulating the distribution of interest; see Remark 1 and Appendix D.

We also propose a novel risk allocation method termed *maximum likelihood allocation (MLA)*, which is defined as the (typically unique) mode of  $\mathbf{X} \mid \{S = K\}$ . Besides the mean (which leads to the Euler allocation of VaR), the mode is also an important summary statistics of  $\mathbf{X} \mid \{S = K\}$ . It can be interpreted as the risky scenario most likely to occur in the stressed situation  $\{S = K\}$ . By searching for the global mode of  $\mathbf{X} \mid \{S = K\}$ , possibly multiple local modes can be detected. As explained in Section 2.2, this procedure of detecting multimodality is beneficial for evaluating the soundness of risk allocations, for discovering hidden multiple scenarios likely to occur in the stressed situation  $\{S = K\}$  and for constructing more flexible risk allocations by weighting important scenarios. Definitions and required assumptions on MLA are provided in Section 4.1. In Section 4.2, we investigate properties of MLA expected to hold for a risk allocation. MLA is estimated and compared with the Euler allocation in numerical experiments based on real data in Section 5.1 and based on simulated data in Section 5.2. Concluding remarks are given in Section 6 and all proofs can be found in the Appendix.

## 2 Preliminaries

### 2.1 A brief introduction to capital allocation

On a standard atomless probability space  $(\Omega, \mathcal{A}, \mathbb{P})$ , let  $\mathbf{X} = (X_1, \dots, X_d)$ ,  $d \geq 2$  be a  $d$ -dimensional random vector with joint distribution function  $F_{\mathbf{X}}$  with margins  $F_{X_1}, \dots, F_{X_d}$  and a copula  $C$ . Furthermore, let  $S = X_1 + \dots + X_d$  and denote  $F_S$  by its distribution function. If  $F_S$  and  $F_{\mathbf{X}}$  have densities, we denote them by  $f_S$  and  $f_{\mathbf{X}}$ , respectively, with marginal densities  $f_{X_1}, \dots, f_{X_d}$  of  $f_{\mathbf{X}}$  and copula density  $c$ . The variable  $X_j$  is interpreted as loss of the  $j$ th asset, business line, economic entity and so on, of the portfolio  $\mathbf{X}$  in a fixed period of time. Similarly,  $S$  is regarded as the aggregate risk of the portfolio  $\mathbf{X}$ . Positive values of  $X_1, \dots, X_d$  and  $S$  are understood as losses and negative values are interpreted as profits.

The amount of total capital required to cover the risk of the portfolio  $\mathbf{X}$  is often determined as  $\varrho(S)$  where  $\varrho$  is a *risk measure*, that is, a map from a set of random variables to a real number. Examples of risk measures include *Value-at-Risk (VaR)* at confidence level  $p \in (0, 1)$  defined by

$$\text{VaR}_p(X) := \inf\{x \in \mathbb{R} : F_X(x) \geq p\},$$

for a random variable  $X$  on  $(\Omega, \mathcal{A}, \mathbb{P})$  and its distribution function  $F_X$ , and *Expected Shortfall (ES)* at confidence level  $p \in (0, 1)$ , also known as *Conditional VaR*, *Tail VaR* and *Average VaR*, defined by

$$\text{ES}_p(X) = \frac{1}{1-p} \int_p^1 \text{VaR}_q(X) \, dq,$$

provided that  $\mathbb{E}[|X|] < \infty$ .

Once the total capital is determined as  $K \in \mathbb{R}$ , it is decomposed into  $d$  real numbers  $\text{AC}_1, \dots, \text{AC}_d$  such that the *full allocation property*

$$\text{AC}_1 + \dots + \text{AC}_d = K \tag{1}$$

holds. The set of all possible allocations is denoted by

$$\mathcal{K}_d(K) := \{\mathbf{x} \in \mathbb{R}^d : x_1 + \dots + x_d = K\}.$$

If  $K = \varrho(S)$  for a risk measure  $\varrho$ , the so-called *Euler principle* determines the  $j$ th allocated capital by

$$\text{AC}_j^{\text{Euler}} = \left. \frac{\partial \varrho(\boldsymbol{\lambda}^\top \mathbf{X})}{\partial \lambda_j} \right|_{\boldsymbol{\lambda}=\mathbf{1}_d},$$

which leads to the *VaR contributions* and *ES contributions* given by

$$\left. \frac{\partial \varrho(\boldsymbol{\lambda}^\top \mathbf{X})}{\partial \lambda_j} \right|_{\boldsymbol{\lambda}=\mathbf{1}_d} = \mathbb{E}[X_j \mid \{S = \text{VaR}_p(S)\}] \quad \text{when} \quad \varrho = \text{VaR}_p, \tag{2}$$

and

$$\left. \frac{\partial \varrho(\boldsymbol{\lambda}^\top \mathbf{X})}{\partial \lambda_j} \right|_{\boldsymbol{\lambda}=\mathbf{1}_d} = \mathbb{E}[X_j \mid \{S \geq \text{VaR}_p(S)\}], \quad \text{when} \quad \varrho = \text{ES}_p,$$

respectively;  $\mathbf{1}_d$  denotes  $(1, \dots, 1) \in \mathbb{R}^d$ .

We consider the case when the capital is an exogenously given constant  $K \in \mathbb{R}$ . Our proposed risk allocation introduced in Section 4 is based on the conditional distribution

$$F_{\mathbf{X}|\{S=K\}}(\mathbf{x}) = \mathbb{P}(\mathbf{X} \leq \mathbf{x} \mid \{S = K\}), \quad \mathbf{x} \in \mathbb{R}^d. \tag{3}$$

The conditional distribution (3) is degenerate and its first  $d' = d - 1$  components  $\mathbf{X}' \mid \{S = K\} = (X_1, \dots, X_{d'}) \mid \{S = K\}$  determine the last one via  $X_d \mid \{S = K\} = K - (X_1 + \dots + X_{d'}) \mid \{S = K\}$ . Therefore, it suffices to consider the  $d'$ -dimensional marginal distribution  $F_{\mathbf{X}'|\{S=K\}}$ . Note that throughout

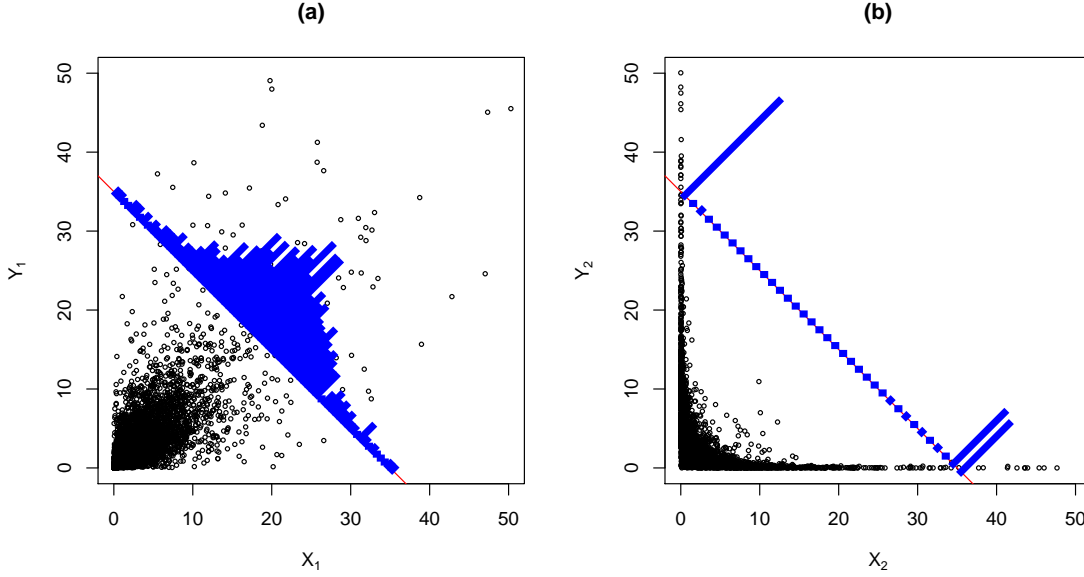


Figure 1: Scatter plots (black dots) of (a)  $(X_1, Y_1)$  and (b)  $(X_2, Y_2)$  such that all of  $X_1, Y_1, X_2$  and  $Y_2$  are identically Pareto distributed with shape parameter 3 and scale parameter 5, and  $(X_1, Y_1)$  and  $(X_2, Y_2)$  have Student  $t$  copulas  $C_{\nu, \rho_1}^t$  and  $C_{\nu, \rho_2}^t$ , respectively, where  $\nu = 5$  is the degrees of freedom, and  $\rho_1 = 0.8$  and  $\rho_2 = -0.8$  are the correlation parameters. The red line indicates  $x + y = K$  for  $K = 35$ . Histograms (blue) of the conditional distributions of (a)  $(X_1, Y_1)$  and (b)  $(X_2, Y_2)$  on the (approximate) set of allocations  $\{(x, y) \in \mathbb{R}^2 : K - \delta < x + y < K + \delta\}$ ,  $\delta = 0.5$ , are drawn on  $\mathcal{K}_d(K) = \{(x, y) \in \mathbb{R}^2 : x + y = K\}$ .

this paper, the  $'$ -notation is used to denote quantities related to this non-degenerate distribution in  $d - 1$  dimensions and should not be confused with matrix transposition for which we will use the  $^\top$ -symbol. Assuming that  $\mathbf{X}$  and  $(\mathbf{X}', S)$  admit densities,  $\mathbf{X}' \mid \{S = K\}$  also has a density and is given by

$$f_{\mathbf{X}' \mid \{S=K\}}(\mathbf{x}') = \frac{f_{(\mathbf{X}', S)}(\mathbf{x}', K)}{f_S(K)} = \frac{f_{\mathbf{X}}(\mathbf{x}', K - \mathbf{1}_{d'}^\top \mathbf{x}')}{f_S(K)}, \quad \mathbf{x}' \in \mathbb{R}^{d'}, \quad (4)$$

where the last equality follows from an affine transformation  $(\mathbf{X}', S) \mapsto \mathbf{X}$  with unit Jacobian.

## 2.2 A motivating example

The distribution of  $\mathbf{X} \mid \{S = K\}$  is a primary subject in this paper. In this section, we provide a motivating example for investigating this distribution from the viewpoint of risk allocation.

To this end, consider two bivariate risks (a)  $(X_1, Y_1)$  and (b)  $(X_2, Y_2)$  such that all of  $X_1, Y_1, X_2$  and  $Y_2$  are identically Pareto distributed with shape parameter 3 and scale parameter 5, and  $(X_1, Y_1)$  and  $(X_2, Y_2)$  have Student  $t$  copulas  $C_{\nu, \rho_1}^t$  and  $C_{\nu, \rho_2}^t$ , respectively, where  $\nu = 5$  is the degrees of freedom parameter and  $\rho_1 = 0.8$  and  $\rho_2 = -0.8$  are the correlation parameters. Suppose that the exogenously given total capital equals  $K = 35$ . By exchangeability of the risk models (a) and (b), most allocation rules provide the homogeneous allocation  $(K/2, K/2) = (17.5, 17.5)$  in both cases (a) and (b). For instance, if  $K$  is regarded as VaR or ES at some confidence levels and is allocated according to the Euler principle, then both VaR and ES contributions lead to homogeneous allocations. As we see in Figure 1, however, the conditional distributions of  $(X_1, Y_1)$  and of  $(X_2, Y_2)$  on the set of allocations  $\mathcal{K}_d(K)$  differ substantially. Positive dependence among  $X_1$  and  $Y_1$  prevents the two random variables from moving in opposite directions under the constraint  $X_1 + Y_1 = K$ , which results in unimodality of the conditional distribution on  $\mathcal{K}_d(K)$ . On the other hand, negative dependence among  $X_2$  and  $Y_2$  allows them to move in opposite directions, which leads to bimodality of the conditional distribution. From the viewpoint of risk management, the homogeneous allocation  $(K/2, K/2)$  seems to be a more sound capital allocation in Case (a) because it covers the most

likely risky scenario. In Case (b), the two risky scenarios around the corners  $(K, 0)$  and  $(0, K)$  occur equally likely and the allocation  $(K/2, K/2)$  can be understood as an average of these scenarios. However, the likelihood around  $(K/2, K/2)$  is quite small and a single vector of the equal allocation  $(K/2, K/2)$  obscures the two distinct risky scenarios. Consequently, the soundness of the allocated capital depends on the modality of the conditional loss distribution, and multiple risky scenarios can be hidden in a single vector resulting from capital allocation.

Inspecting modes of  $\mathbf{X} \mid \{S = K\}$  can also be regarded as a stress test of risk allocations. Breuer et al. (2009) requires stress scenarios to be severe and plausible. Suppose that a *plausible scenario set* is defined by  $L_t(\mathbf{X}) := \{\mathbf{x} \in \mathbb{R}^d : f_{\mathbf{X}}(\mathbf{x}) \geq t\}$  where  $t > 0$  is a level of plausibility and  $f_{\mathbf{X}}$  is the density function of  $\mathbf{X}$ . Then the set  $L_t(\mathbf{X}) \cap \mathcal{K}_d(K)$  can be regarded as a set of most severe scenarios the given total capital  $K$  can cover. Among the set of severe and plausible scenarios  $L_t(\mathbf{X}) \cap \mathcal{K}_d(K)$ , the mode of  $\mathbf{X} \mid \{S = K\}$  is the most severe and plausible scenario that  $K$  can cover since the convention  $f_{\mathbf{X} \mid \{S=K\}}(\mathbf{x}) = f_{\mathbf{X}}(\mathbf{x}) \mathbf{1}_{\{\mathbf{1}_d^\top \mathbf{x} = K\}} / f_S(K)$ ,  $\mathbf{x} \in \mathbb{R}^d$  implies that

$$\begin{aligned} L_t(\mathbf{X}) \cap \mathcal{K}_d(K) &= \{\mathbf{x} \in \mathbb{R}^d : f_{\mathbf{X}}(\mathbf{x}) \mathbf{1}_{\{\mathbf{1}_d^\top \mathbf{x} = K\}} \geq t\} \\ &= \{\mathbf{x} \in \mathbb{R}^d : f_{\mathbf{X} \mid \{S=K\}}(\mathbf{x}) \geq t / f_S(K)\} = L_{t/f_S(K)}(\mathbf{X} \mid \{S = K\}) \end{aligned}$$

and the mode of  $\mathbf{X} \mid \{S = K\}$  attains the highest level of plausibility  $t$ . Unimodality of  $\mathbf{X} \mid \{S = K\}$  implies that there exists one representative stress scenario the total capital  $K$  can cover, and thus the mode is a sound allocation covering the risky scenario most likely to occur. On the other hand, multimodality of  $\mathbf{X} \mid \{S = K\}$  means that there are multiple distinct stress scenarios that are severe and plausible, and thus it may not be sufficient to only focus on a single scenario without identifying the other ones.

*Remark 1* (Simulation of  $\mathbf{X} \mid \{S = K\}$  with MCMC methods). Another motivation for investigating distributional properties of  $\mathbf{X} \mid \{S = K\}$  is to be able to efficiently simulate this conditional distribution. This is a challenging task since there are no general and tractable sampling methods known for  $\mathbf{X} \mid \{S = K\}$ . Although samples from  $\mathbf{X}$  satisfying the constraint  $\{S = K\}$  can be regarded as samples from  $\mathbf{X} \mid \{S = K\}$ , the probability  $\mathbb{P}(S = K)$  is zero, and thus such samples virtually never exist when  $S$  admits a density. A potential remedy of this problem is to modify the conditioning set  $\{S = K\}$  to  $\{K - \delta < S < K + \delta\}$  for a small  $\delta > 0$  so that  $P(K - \delta < S < K + \delta) > 0$ . However, this modification distorts the distribution of  $\mathbf{X} \mid \{S = K\}$  and the resulting estimates of risk allocations are biased. To overcome this issue, Koike and Minami (2019) and Koike and Hofert (2020) proposed MCMC methods for exact simulation from  $\mathbf{X} \mid \{S = K\}$ . Although MCMC methods improve sample efficiency and the resulting estimates are unbiased, their performance highly depends on distributional properties of  $\mathbf{X} \mid \{S = K\}$ , in particular on its modality and heavy-tailedness; see Appendix D for more details. From this viewpoint, investigating properties of  $\mathbf{X} \mid \{S = K\}$  is important for constructing efficient MCMC methods for simulating  $\mathbf{X} \mid \{S = K\}$ .

### 3 Properties of the conditional distribution given a constant sum

In this section we study the support, dependence, tail behavior and modality of the conditional distribution of  $\mathbf{X}$  given  $\{S = K\}$  for a given constant  $K > 0$  regarded as a capital. As introduced in Section 2.1, we consider the  $d'$ -dimensional random vector  $\mathbf{X}' \mid \{S = K\}$  for  $d' = d - 1$  to avoid the degeneracy of the conditional distribution  $\mathbf{X} \mid \{S = K\}$ .

#### 3.1 Support of $\mathbf{X} \mid \{S = K\}$

We start with the support of  $f_{\mathbf{X}' \mid \{S=K\}}$ . By Equation (4),

$$\text{supp}(\mathbf{X}' \mid \{S = K\}) := \{\mathbf{x}' \in \mathbb{R}^{d'} : f_{\mathbf{X}' \mid \{S=K\}}(\mathbf{x}') > 0\} = \{\mathbf{x}' \in \mathbb{R}^{d'} : f_{\mathbf{X}}(\mathbf{x}', K - \mathbf{1}_d^\top \mathbf{x}') > 0\}.$$

If  $X_1, \dots, X_d$  are supported on  $\mathbb{R}^d$ , we have  $\text{supp}(\mathbf{X}' \mid \{S = K\}) = \mathbb{R}^{d'}$ . Another typical case is when  $X_1, \dots, X_d$  are bounded from below, that is, there exists  $l_1, \dots, l_d > -\infty$  such that  $X_j \geq l_j$   $\mathbb{P}$ -almost surely for  $j = 1, \dots, d$ . In this case,  $\text{supp}(\mathbf{X}) = (l_1, \infty) \times \dots \times (l_d, \infty)$  and thus the support of  $f_{\mathbf{X}' \mid \{S=K\}}$  is given

by

$$\text{supp}(\mathbf{X}' \mid \{S = K\}) = \left\{ \mathbf{x}' \in \mathbb{R}^{d'} : x_1 > l_1, \dots, x_{d'} > l_{d'}, \sum_{j=1}^{d'} x'_j < K - l_d \right\}. \quad (5)$$

If  $l_1 = \dots = l_{d'} = 0$ , that is, when  $\mathbf{X}$  models the nonnegative part of losses, the closure of (5) is known as the  $K$ -simplex. Since the set in (5) is bounded, simulation of  $\mathbf{X}' \mid \{S = K\}$  can be more straightforward than in the former case when  $\text{supp}(\mathbf{X}' \mid \{S = K\}) = \mathbb{R}^{d'}$ . For instance, an independent Metropolis-Hastings (MH) algorithm can be applied by first generating a sample  $\mathbf{y}'$  uniformly on the set in (5) (which is a location-shifted simplex and thus uniform sampling from this set can be achieved by simulating a specific Dirichlet distribution) and then replacing the current state  $\mathbf{x}'$  with the new state  $\mathbf{y}'$  with probability  $\alpha(\mathbf{x}', \mathbf{y}') = f_{\mathbf{X}' \mid \{S=K\}}(\mathbf{y}') / f_{\mathbf{X}' \mid \{S=K\}}(\mathbf{x}') = f_{\mathbf{X}}(\mathbf{y}', K - \mathbf{1}_d^\top \mathbf{y}') / f_{\mathbf{X}}(\mathbf{x}', K - \mathbf{1}_d^\top \mathbf{x}')$ .

### 3.2 $\mathbf{X} \mid \{S = K\}$ in the elliptical case

*Elliptical distributions* are important exceptions for which the distribution of  $\mathbf{X}' \mid \{S = K\}$  can be derived explicitly. For applications of elliptical distributions to risk management, see, for example, Landsman and Valdez (2003), Dhaene et al. (2008) or Chapter 6 of McNeil et al. (2015). Throughout this work, the set of all  $d \times d$  positive definite matrices is denoted as  $\mathcal{M}_+^{d \times d}$ . The characteristic function of a random vector  $\mathbf{X}$  is given by  $\phi_{\mathbf{X}}(\mathbf{t}) = \mathbb{E}[\exp(i\mathbf{t}^\top \mathbf{X})]$ ,  $\mathbf{t} \in \mathbb{R}^d$ . If a function  $\psi(t) : [0, \infty) \rightarrow \mathbb{R}$  is such that  $\psi(\mathbf{t}^\top \mathbf{t})$  is a  $d$ -dimensional characteristic function, then  $\psi$  is called a *characteristic generator*; see Fang (2018) for details. Let  $\Psi_d$  denote the class of all characteristic generators. A  $d$ -dimensional random vector  $\mathbf{X}$  is said to have an *elliptical distribution*, denoted by  $\mathbf{X} \sim \mathcal{E}_d(\boldsymbol{\mu}, \Sigma, \psi)$ , if its characteristic function can be expressed as

$$\phi_{\mathbf{X}}(\mathbf{t}) = \exp(i\mathbf{t}^\top \boldsymbol{\mu}) \psi\left(\frac{1}{2}\mathbf{t}^\top \Sigma \mathbf{t}\right)$$

for a *location vector*  $\boldsymbol{\mu} \in \mathbb{R}^d$ , *dispersion matrix*  $\Sigma \in \mathcal{M}_+^{d \times d}$  and a *characteristic generator*  $\psi \in \Psi_d$ . When an elliptical distribution  $\mathbf{X} \sim \mathcal{E}_d(\boldsymbol{\mu}, \Sigma, \psi)$  admits a density function, it is of the form

$$f_{\mathbf{X}}(\mathbf{x}) = \frac{c_d}{\sqrt{|\Sigma|}} g\left(\frac{1}{2}(\mathbf{x} - \boldsymbol{\mu})^\top \Sigma^{-1}(\mathbf{x} - \boldsymbol{\mu}); d\right), \quad \mathbf{x} \in \mathbb{R}^d,$$

for some normalizing constant  $c_d > 0$  and a *density generator*  $g(\cdot; d)$  satisfying

$$\int_0^\infty t^{d/2-1} g(t; d) dt < \infty;$$

see Fang (2018). We omit the second argument and write  $g(\cdot) = g(\cdot; d)$  when it is not necessary to indicate.

In the following proposition we derive the distribution of  $\mathbf{X}' \mid \{S = K\}$  provided that  $\mathbf{X} \sim \mathcal{E}_d(\boldsymbol{\mu}, \Sigma, \psi)$ .

**Proposition 1** (Ellipticality of  $\mathbf{X}' \mid \{S = K\}$ ). *Suppose  $\mathbf{X} \sim \mathcal{E}_d(\boldsymbol{\mu}, \Sigma, \psi)$ . Then  $\mathbf{X}' \mid \{S = K\}$  follows an elliptical distribution  $\mathcal{E}_{d'}(\boldsymbol{\mu}_K, \Sigma_K, \psi_K)$  for some characteristic generator  $\psi_K \in \Psi_{d'}$  and*

$$\boldsymbol{\mu}_K = \boldsymbol{\mu}' + \frac{K - \mu_S}{\sigma_S^2} (\Sigma \mathbf{1}_d)' \quad \text{and} \quad \Sigma_K = \Sigma' - \frac{1}{\sigma_S^2} (\Sigma \mathbf{1}_d)' (\Sigma \mathbf{1}_d)^\top, \quad (6)$$

where  $\boldsymbol{\mu}'$  and  $(\Sigma \mathbf{1}_d)'$  are the first  $d'$ -components of  $\boldsymbol{\mu}$  and  $(\Sigma \mathbf{1}_d)$ , respectively,  $\Sigma'$  is the principal submatrix of  $\Sigma$  deleting the  $d$ th row and column,  $\mu_S = \mathbf{1}_d^\top \boldsymbol{\mu}$  and  $\sigma_S^2 = \mathbf{1}_d^\top \Sigma \mathbf{1}_d$ . Furthermore, if  $\mathbf{X}$  admits a density with density generator  $g$ , then  $\mathbf{X}' \mid \{S = K\}$  admits a density with density generator

$$g_K(t) = g(t + \Delta_K) \quad \text{where} \quad \Delta_K = \frac{1}{2} \left( \frac{K - \mu_S}{\sigma_S} \right)^2. \quad (7)$$

Note that the characteristic generator  $\psi_K$  of  $\mathbf{X}' \mid \{S = K\}$  is in general different from that of  $\mathbf{X}$ ; see the proof in Appendix A. By Proposition 1, ellipticity is preserved under conditioning  $\{S = K\}$  and thus a change of the shape of the distribution as observed in Figure 1 (b) does not occur when  $\mathbf{X}$  is elliptical. The capital  $K$  is typically much larger than the mean of the total loss  $\mu_S$  in practice. By (7), the density generator  $g_K$  is thus typically the tail part of the generator  $g$ . Moreover, the location vector  $\boldsymbol{\mu}_K$  typically increases in proportion to the sum of covariances  $(\Sigma \mathbf{1}_d)'$ . As a consequence, more (less) capital is assigned to losses which are positively (negatively) correlated with the other losses. On the other hand, the dispersion matrix  $\Sigma_K$  decreases in proportion to the term  $(\Sigma \mathbf{1}_d)'(\Sigma \mathbf{1}_d)^{\top}$  and the reduction depends on the variance of the sum.

*Example 1 (Student  $t$  Distribution).* A  $d$ -dimensional *Student  $t$  distribution*  $t_\nu(\boldsymbol{\mu}, \Sigma)$  is an elliptical distribution  $\mathcal{E}_d(\boldsymbol{\mu}, \Sigma, \psi)$  with density generator

$$g(t; d) = \left(1 + \frac{t}{\nu}\right)^{-\frac{d+\nu}{2}}, \quad t \geq 0, \quad (8)$$

where  $\nu \geq 1$  is the *degrees of freedom* parameter. It is known, for example, from Roth (2012) and Ding (2016) that the conditional distribution of the Student  $t$  distribution is again Student  $t$ . We can check this closedness property with Proposition 1. By (7), the random variable  $\mathbf{X}' \mid \{S = K\}$  follows an elliptical distribution  $\mathcal{E}_{d'}(\boldsymbol{\mu}_K, \Sigma_K, g_K)$  with density generator (up to a constant) given by

$$g_K(t) = \left(1 + \frac{t}{\nu + \Delta_K}\right)^{-\frac{d'+\nu}{2}},$$

for which the corresponding distribution is known as the *Pearson type VII distribution*; see Schmidt (2002). In fact, this distribution reduces to a  $d'$ -dimensional Student  $t$  distribution since

$$g_K(t) = \left(1 + \frac{t}{\nu + \Delta_K}\right)^{-\frac{d'+\nu}{2}} \propto \left(1 + \frac{\nu + 1}{\nu + \Delta_K} \frac{t}{\nu + 1}\right)^{-\frac{d'+\nu+1}{2}},$$

and the multiplier  $(\nu + 1)/(\nu + \Delta_K)$  can be absorbed by redefining the dispersion matrix as  $\tilde{\Sigma}_K = (\nu + \Delta_K)\Sigma_K/(\nu + 1)$  for  $(\nu + \Delta_K)/(\nu + 1) > 0$ . Consequently,  $\mathbf{X}' \mid \{S = K\}$  has distribution  $t_{\nu+1}(\boldsymbol{\mu}_K, \tilde{\Sigma}_K)$ . Since the degrees of freedom of  $\mathbf{X}' \mid \{S = K\}$  increases by 1,  $\mathbf{X}' \mid \{S = K\}$  has slightly lighter tails than  $\mathbf{X}$ .

### 3.3 Dependence of $\mathbf{X} \mid \{S = K\}$ and stochastic order

Dependence structure of  $\mathbf{X}' \mid \{S = K\}$  is typically described in terms of dependence among  $X_j$  and  $S$  for  $j = 1, \dots, d'$ . For instance, when  $\mathbf{X} \sim \mathcal{E}_d(\boldsymbol{\mu}, \Sigma, \psi)$ , Proposition 1 yields

$$\begin{aligned} \text{Cov}[X_i, X_j \mid \{S = K\}] &= (\Sigma_K)_{i,j} = \text{Cov}[X_i, X_j] - \frac{1}{\sigma_S^2} (\Sigma \mathbf{1}_d)_i (\Sigma \mathbf{1}_d)_j \\ &= \text{Cov}[X_i, X_j] - \frac{1}{\sigma_S^2} \text{Cov}[X_i, S] \text{Cov}[X_j, S] = \sigma_i \sigma_j (\rho_{X_i, X_j} - \rho_{X_i, S} \rho_{X_j, S}), \end{aligned}$$

where  $\sigma_j^2 = \text{Var}(X_j)$  and  $\rho_{X_i, X_j}$  is the correlation coefficient of  $(X_i, X_j)$ . In this section we study the dependence, especially the total positivity and its related order of  $\mathbf{X}' \mid \{S = K\}$  for a general distribution beyond the elliptical case. To this end, define the following concepts.

**Definition 1** (Multivariate total positivity of order 2). *Suppose random vectors  $\mathbf{X}$  and  $\mathbf{Y}$  have densities  $f_{\mathbf{X}}$  and  $f_{\mathbf{Y}}$ , respectively.*

1.  $\mathbf{X}$  is said to be multivariate totally positively ordered of order 2 (MTP2) if

$$f_{\mathbf{X}}(\mathbf{x})f_{\mathbf{X}}(\mathbf{y}) \leq f_{\mathbf{X}}(\mathbf{x} \wedge \mathbf{y})f_{\mathbf{X}}(\mathbf{x} \vee \mathbf{y}), \quad \text{for all } \mathbf{x}, \mathbf{y} \in \mathbb{R}^d.$$

2.  $\mathbf{X}$  is said to be multivariate reverse rule of order 2 (MRR2) if

$$f_{\mathbf{X}}(\mathbf{x})f_{\mathbf{X}}(\mathbf{y}) \geq f_{\mathbf{X}}(\mathbf{x} \wedge \mathbf{y})f_{\mathbf{X}}(\mathbf{x} \vee \mathbf{y}), \quad \text{for all } \mathbf{x}, \mathbf{y} \in \mathbb{R}^d.$$

3.  $\mathbf{Y}$  is said to be larger than  $\mathbf{X}$  in TP2-order, denoted as  $\mathbf{X} \leq_{tp} \mathbf{Y}$  if

$$f_{\mathbf{X}}(\mathbf{x})f_{\mathbf{Y}}(\mathbf{y}) \leq f_{\mathbf{X}}(\mathbf{x} \wedge \mathbf{y})f_{\mathbf{Y}}(\mathbf{x} \vee \mathbf{y}), \quad \text{for all } \mathbf{x}, \mathbf{y} \in \mathbb{R}^d.$$

For examples and implied dependence properties of MTP2, MRR2 and TP2 ordered distributions, see Karlin and Rinott (1980a) and Karlin and Rinott (1980b). The following proposition states that the MTP2, MRR2 and TP2 order of  $\mathbf{X}' \mid \{\mathbf{1}_d^\top \mathbf{X} = K\}$  and  $\mathbf{Y}' \mid \{\mathbf{1}_d^\top \mathbf{Y} = K\}$  are inherited from those of  $(\mathbf{X}', \mathbf{1}_d^\top \mathbf{X})$  and  $(\mathbf{Y}', \mathbf{1}_d^\top \mathbf{Y})$ .

**Proposition 2** (MTP2, MRR2 and TP2 order of  $\mathbf{X}' \mid \{S = K\}$ ). Suppose  $(\mathbf{X}', S)$  and  $(\mathbf{Y}', T)$  where  $S = \mathbf{1}_d^\top \mathbf{X}$  and  $T = \mathbf{1}_d^\top \mathbf{Y}$  have densities  $f_{(\mathbf{X}', S)}$  and  $f_{(\mathbf{Y}', T)}$ , respectively.

1. If  $(\mathbf{X}', S)$  is MTP2 (MRR2) then  $\mathbf{X}' \mid \{S = K\}$  is MTP2 (MRR2).
2. If  $(\mathbf{X}', S) \leq_{tp} (\mathbf{Y}', T)$  then  $\mathbf{X}' \mid \{S = K\} \leq_{tp} \mathbf{Y}' \mid \{T = K\}$ .

The properties of MTP2 (MRR2) and TP2 order have various implications. For example, when  $\mathbf{X}' \mid \{S = K\}$  is MTP2, then  $\mathbf{X}' \mid \{S = K\}$  is *positively associated* in the sense that  $\text{Cov}[g(X_i), h(X_j) \mid \{S = K\}] \geq 0$  for all increasing functions  $g : \mathbb{R} \rightarrow \mathbb{R}$  and  $h : \mathbb{R} \rightarrow \mathbb{R}$ . If  $\mathbf{X}' \mid \{S = K\} \leq_{tp} \mathbf{Y}' \mid \{T = K\}$ , then  $\mathbf{X}' \mid \{S = K\} \leq_{st} \mathbf{Y}' \mid \{T = K\}$ , that is,  $\mathbb{E}[h(\mathbf{X}') \mid \{S = K\}] \leq \mathbb{E}[h(\mathbf{Y}') \mid \{T = K\}]$  for all bounded and increasing functions  $h : \mathbb{R}^{d'} \rightarrow \mathbb{R}$ . The readers are referred to Müller and Stoyan (2002) for more implications of the MTP2, MRR2 and TP2 order.

Next, we consider the special but important case when  $X_1, \dots, X_d$  are perfectly positively dependent, that is, when  $\mathbf{X}$  is a *comonotone* random vector  $\mathbf{X} \stackrel{d}{=} (F_1^{-1}(U), \dots, F_d^{-1}(U))$  for some  $U \sim U(0, 1)$ . We treat this special case separately since a comonotone random vector does not admit a density. The following proposition states that  $\mathbf{X} \mid \{S = K\}$  is degenerate when  $\mathbf{X}$  is comonotone.

**Proposition 3** ( $\mathbf{X}' \mid \{S = K\}$  under comonotonicity). Suppose  $\mathbf{X}$  is a comonotone random vector with continuous margins  $F_1, \dots, F_d$ . Then

$$\mathbf{X} \mid \{S = K\} = (F_1^{-1}(u^*), \dots, F_d^{-1}(u^*)) \quad \mathbb{P}\text{-a.s.},$$

where  $u^* \in [0, 1]$  is the unique solution to  $\sum_{j=1}^d F_j^{-1}(u) = K$  as an equation of  $u \in [0, 1]$ .

This result can be understood as an extremal case that positive dependence (comonotonicity) implies unimodality of  $\mathbf{X} \mid \{S = K\}$  (taking on one point  $(F_1^{-1}(u^*), \dots, F_d^{-1}(u^*))$  with probability 1). When negative dependence comes into play, a wider variety of distributions, possibly multimodal ones, arise as  $\mathbf{X} \mid \{S = K\}$  compared with positive dependent case; see the following example for the case that negative dependence implies multimodality of  $\mathbf{X} \mid \{S = K\}$ .

*Example 2* ( $\mathbf{X} \mid \{S = K\}$  under extremal negative dependence). Let  $K > 0$  and  $X \sim F$  for a continuous distribution function  $F$  supported on  $[0, \infty)$  such that  $X \mid \{X \leq K\}$  is radially symmetric about  $K/2$  in the sense that  $(X - K/2) \mid \{X \leq K\} \stackrel{d}{=} (K/2 - X) \mid \{X \leq K\}$ . For  $U \sim U(0, 1)$  define  $(X_1, X_2)$  by

$$\begin{aligned} X_1 &= F^{-1}(U)\mathbf{1}_{\{U \leq F(K)\}} + F^{-1}(U)\mathbf{1}_{\{U > F(K)\}} = F^{-1}(U), \\ X_2 &= (K - F^{-1}(U))\mathbf{1}_{\{U \leq F(K)\}} + F^{-1}(U)\mathbf{1}_{\{U > F(K)\}}. \end{aligned}$$

Then  $\mathbb{P}(X_1 \leq x) = \mathbb{P}(F^{-1}(U) \leq x) = \mathbb{P}(U \leq F(x)) = F(x)$  for all  $x \geq 0$ . Moreover, the conditional radial symmetry of  $F$  implies that  $\mathbb{P}(K - F^{-1}(U) \leq x, U \leq F(K)) = \mathbb{P}(F^{-1}(U) \leq x, U \leq F(K))$  and thus that

$$\begin{aligned} \mathbb{P}(X_2 \leq x) &= \mathbb{P}(X_2 \leq x, U \leq F(K)) + \mathbb{P}(X_2 \leq x, U > F(K)) \\ &= \mathbb{P}(K - F^{-1}(U) \leq x, U \leq F(K)) + \mathbb{P}(F^{-1}(U) \leq x, U > F(K)) \\ &= \mathbb{P}(F^{-1}(U) \leq x, U \leq F(K)) + \mathbb{P}(F^{-1}(U) \leq x, U > F(K)) \\ &= \mathbb{P}(F^{-1}(U) \leq x) = F(x), \quad x \geq 0. \end{aligned}$$

Therefore,  $X_1 \sim F$  and  $X_2 \sim F$ . The dependence structure of  $(X_1, X_2)$  is a combination of positive and negative dependence. The body part  $\{X_1 \leq K\}$  of  $X_1$  and the tail part  $\{X_2 > K\}$  of  $X_2$  are mutually exclusive in the sense that  $\mathbb{P}(X_1 \leq K, X_2 > K) = 0$ . Similarly  $\mathbb{P}(X_1 > K, X_2 \leq K) = 0$ . In the tail part,  $X_1$  and  $X_2$  are comonotone in the sense that  $(X_1, X_2) = (F^{-1}(U), F^{-1}(U))$  on  $\{U > F(K)\}$ . In the body part,  $X_1$  and  $X_2$  are countermonotone in the sense that  $(X_1, X_2) = (F^{-1}(U), K - F^{-1}(U))$  on  $\{U \leq F(K)\}$ . Since  $X_1 + X_2 = F^{-1}(U) + K - F^{-1}(U) = K$  on  $\{U \leq F(K)\}$  and  $X_1 + X_2 = 2F^{-1}(U) > 2K > K$  on  $\{U > F(K)\}$ , we have that

$$\{X_1 + X_2 = K\} = \{X_1 + X_2 = K, U \leq F(K)\} \cup \{X_1 + X_2 = K, U > F(K)\} = \{U \leq F(K)\}$$

and thus that

$$(X_1, X_2) \mid \{X_1 + X_2 = K\} = (X_1, X_2) \mid \{U \leq F(K)\} = (F^{-1}(U), K - F^{-1}(U)) \mid \{U \leq F(K)\}.$$

Consequently,  $(X_1, X_2) \mid \{S = K\}$  has homogeneous marginal distribution  $F_{X \mid \{X \leq K\}}$  and a countermonotonic copula  $W$ . Therefore, multimodality of  $\mathbf{X} \mid \{S = K\}$  appears when, for example,  $X \sim F$  has a bimodal distribution on the body part  $\{X \leq K\}$ .

*Remark 2* (Extension with complete mixability). Example 2 for constructing  $(X_1, X_2)$  based on countermonotonicity can be extended to the multivariate case. Let  $K > 0$  and  $X \sim F$  for a continuous distribution function  $F$  supported on  $[0, \infty)$  such that the conditional distribution  $F_{X \mid \{X \leq K\}}$  is *d-completely mixable* with center  $K$  for  $d \geq 3$ , that is, there exists a  $d$ -dimensional random vector  $\mathbf{Y} = (Y_1, \dots, Y_d)$  called the *d-complete mix* such that  $Y_j \sim F_{X \mid \{X \leq K\}}$ ,  $j = 1, \dots, d$ , and  $Y_1 + \dots + Y_d = K$  almost surely. Such a random vector exists, for example, when  $F_{X \mid \{X \leq K\}}$  admits a decreasing density with  $\mathbb{E}[Y_1] = K/d$ ; see Wang and Wang (2011, Corollary 2.9.). Define  $\mathbf{X} = (X_1, \dots, X_d)$  by  $X_j = Y_j \mathbf{1}_{\{U \leq F(K)\}} + Z_j \mathbf{1}_{\{U > F(K)\}}$  for  $\mathbf{Y} = (Y_1, \dots, Y_d)$  being the  $d$ -complete mix of  $F_{X \mid \{X \leq K\}}$ ,  $U \sim U(0, 1)$ ,  $Z_j \sim F_{X \mid \{X > K\}}$ ,  $j = 1, \dots, d$  and  $\mathbf{Y}$ ,  $U$  and  $Z_1, \dots, Z_d$  are independent of each other. Then one can check that  $X_j \sim F$ . Moreover,  $\{X_1 + \dots + X_d = K\} = \{U \leq K\}$  since

$$S := X_1 + \dots + X_d = K \mathbf{1}_{\{U \leq F(K)\}} + (Z_1 + \dots + Z_d) \mathbf{1}_{\{U > F(K)\}},$$

and  $Z_1 + \dots + Z_d > dK > K$ . Consequently,  $\mathbf{X} \mid \{X_1 + \dots + X_d = K\} = \mathbf{X} \mid \{U \leq K\} = \mathbf{Y}$  almost surely and thus  $\mathbf{X} \mid \{S = K\}$  is the  $d$ -complete mix of  $X \mid \{X \leq K\}$ . To construct a multimodal  $\mathbf{X} \mid \{S = K\}$  one can choose  $\mathbf{Y}$  as an equally weighted mixture of three Dirichlet distributions  $\text{Dir}(\alpha, \alpha, \beta)$ ,  $\text{Dir}(\alpha, \beta, \alpha)$  and  $\text{Dir}(\beta, \alpha, \alpha)$  for  $0 < \alpha < \beta$ . This mixture is a 3-complete mix since it has homogeneous marginal distributions and a constant sum. Moreover,  $\mathbf{Y}$  has three distinct modes when, for example,  $\alpha = 2$  and  $\beta = 10$ , and thus  $\mathbf{X}' \mid \{S = K\}$  is multimodal.

### 3.4 Tail behavior of $\mathbf{X} \mid \{S = K\}$

We now study the tail behavior of  $\mathbf{X}' \mid \{S = K\}$  through its density. Since boundedness of  $\mathbf{X}$  from below leads to a bounded support of  $\mathbf{X}' \mid \{S = K\}$  as shown in Section 3.1, we focus on the case when  $\mathbf{X}$  is supported on  $\mathbb{R}^d$ . In this case, the support of  $\mathbf{X}' \mid \{S = K\}$  is  $\mathbb{R}^{d'}$  and thus there are  $2^{d'}$  orthants to be considered. Hereafter we consider tail behavior only in the first orthant  $\{\mathbf{x}' \in \mathbb{R}^{d'} : x_1, \dots, x_{d'} > 0\}$  since tails on the other orthants can be discussed similarly. We study the following limiting behaviors of the ratio of densities.

**Definition 2** (Multivariate regular and rapid variation of a density). *Let  $\mathbf{X}$  be a  $d$ -dimensional random vector  $\mathbf{X}$  with a density  $f_{\mathbf{X}}$ .*

1.  $\mathbf{X}$  is called multivariate regularly varying with limit function  $\lambda : \mathbb{R}^{2d} \rightarrow \mathbb{R}_+$  (at  $\infty$  and on the first orthant), denoted by  $\text{MRV}(\lambda)$  if

$$\lim_{t \rightarrow \infty} \frac{f_{\mathbf{X}}(t\mathbf{y})}{f_{\mathbf{X}}(t\mathbf{x})} =: \lambda(\mathbf{x}, \mathbf{y}) > 0 \quad \text{for any } \mathbf{x}, \mathbf{y} \in \mathbb{R}_+^d, \quad (9)$$

provided the limit function  $\lambda$  exists.

2.  $\mathbf{X}$  is called multivariate rapidly varying (at  $\infty$  and on the first orthant), denoted by  $MRV(\infty)$  if,

$$\lim_{t \rightarrow \infty} \frac{f_{\mathbf{X}}(st\mathbf{x})}{f_{\mathbf{X}}(t\mathbf{x})} = \begin{cases} 0, & s > 1, \\ \infty, & 0 < s < 1, \end{cases} \quad \text{for any } s > 0, \mathbf{x} \in \mathbb{R}_+^d.$$

Note that we adopt the definition of regular variation of densities for its potential application to MCMC methods where the ratio of target densities  $f_{\mathbf{X}'|\{S=K\}}(\mathbf{y}')/f_{\mathbf{X}'|\{S=K\}}(\mathbf{x}')$  at any two points  $\mathbf{x}', \mathbf{y}' \in \mathbb{R}^{d'}$  is of interest; see Appendix D. Taking  $\mathbf{x} = \mathbf{1}_d$  in (9) leads to the standard definition of regular variation introduced, for example, in Resnick (2007). Regular variation is typically described in terms of probability measures or survival functions, and these concepts of variations are connected to regular variation of densities through Resnick (2007, Theorem 6.4.).

The following proposition states that one can find a limit function for  $\mathbf{X}' | \{S = K\}$  based on that of  $\mathbf{X}$  through the auxiliary random vector  $\tilde{\mathbf{X}} = (\mathbf{X}', K - X_d)$ .

**Proposition 4** (Multivariate regular and rapid variation of  $\mathbf{X}' | \{S = K\}$ ).

1. Assume that  $\tilde{\mathbf{X}} = (\mathbf{X}', K - X_d)$  is  $MRV(\tilde{\lambda})$ . Then  $\mathbf{X}' | \{S = K\}$  is  $MRV(\lambda')$  with limit function

$$\lambda'(\mathbf{x}', \mathbf{y}') = \tilde{\lambda}((\mathbf{x}', \mathbf{1}_{d'}^\top \mathbf{x}'), (\mathbf{y}', \mathbf{1}_{d'}^\top \mathbf{y}')), \quad \mathbf{x}', \mathbf{y}' \in \mathbb{R}_+^{d'}.$$

2. If  $\tilde{\mathbf{X}}$  is  $MRV(\infty)$ , then  $\mathbf{X}' | \{S = K\}$  is  $MRV(\infty)$ .

The sufficient conditions in Proposition 4 are more straightforward to check than those in Proposition 2 since  $\tilde{\mathbf{X}}$  does not depend on the sum  $S$ , and the joint distribution of  $\tilde{\mathbf{X}}$  can be specified through its marginal distributions and copula. The margins of  $\tilde{\mathbf{X}}$  are  $\tilde{F}_j = F_j$ ,  $j = 1, \dots, d'$ , and  $\tilde{F}_d(x_d) = \bar{F}_d(K - x_d)$ , and the copula  $\tilde{C}$  of  $\tilde{\mathbf{X}}$  is the distribution function of  $(U_1, \dots, U_{d'}, 1 - U_d)$  where  $\mathbf{U} \sim C$  is the copula of  $\mathbf{X}$ . This enables one to find a limit function for  $\tilde{\mathbf{X}}$ ; see Li (2013), Li and Wu (2013), Li and Hua (2015) and Joe and Li (2019).

As the following proposition shows, in the elliptical case the limit function is determined by the density generator  $g$ .

**Proposition 5** (Multivariate regular and rapid variations for elliptical distribution). Assume  $\mathbf{X} \sim \mathcal{E}_d(\boldsymbol{\mu}, \Sigma, \psi)$  admits a density with density generator  $g$  continuous on  $\mathbb{R}_+$ .

1. If  $g$  is regularly varying in the sense that

$$\lim_{t \rightarrow \infty} \frac{g(tu)}{g(ts)} = \lambda_g(s, u), \quad s, u > 0,$$

then  $\mathbf{X}' | \{S = K\}$  is  $MRV(\lambda_K)$  with

$$\lambda_K(\mathbf{x}', \mathbf{y}') = \lambda_g(\mathbf{x}'^\top \Sigma_K^{-1} \mathbf{x}', \mathbf{y}'^\top \Sigma_K^{-1} \mathbf{y}'), \quad \mathbf{x}', \mathbf{y}' \in \mathbb{R}^{d'}.$$

2. If  $g$  is rapidly varying in the sense that

$$\lim_{t \rightarrow \infty} \frac{g(st)}{g(t)} = \begin{cases} 0, & s > 1, \\ \infty, & 0 < s < 1, \end{cases}$$

then  $\mathbf{X}' | \{S = K\}$  is  $MRV(\infty)$ .

*Example 3* (Normal and Student  $t$  distributions). The multivariate Normal distribution has a rapidly varying density generator  $g(t) = \exp(-t)$ , and thus its corresponding conditional distribution  $\mathbf{X}' | \{S = K\}$  is also rapidly varying by Proposition 5 Part 2. Next, suppose  $\mathbf{X}$  follows a  $d$ -dimensional Student  $t$  distribution with degrees of freedom  $\nu \geq 1$ . Its density generator (8) is regularly varying with limit function

$$\lim_{t \rightarrow \infty} \frac{g(tu)}{g(ts)} = \left(\frac{u}{s}\right)^{-\frac{\nu+d}{2}}, \quad u, s > 0.$$

Consequently, by Proposition 5 Part 1,  $\mathbf{X}' \mid \{S = K\}$  is regularly varying with the limit function

$$\lim_{t \rightarrow \infty} \frac{f_{\mathbf{X}' \mid \{S=K\}}(t\mathbf{y}')}{f_{\mathbf{X}' \mid \{S=K\}}(t\mathbf{x}')} = \left( \frac{\|\Sigma_K^{-\frac{1}{2}} \mathbf{y}'\|}{\|\Sigma_K^{-\frac{1}{2}} \mathbf{x}'\|} \right)^{-(\nu+d)}, \quad \mathbf{x}', \mathbf{y}' \in \mathbb{R}_+^{d'},$$

where  $\|\cdot\|$  is an Euclidean norm on  $\mathbb{R}^{d'}$ .

### 3.5 Unimodality of $\mathbf{X} \mid \{S = K\}$

Next we study the modality of  $\mathbf{X}' \mid \{S = K\}$ . Among various definitions of unimodality considered in the literature, we adopt those defined based on the level set

$$L_t(f) := \{\mathbf{x} \in \mathbb{R}^d : f(\mathbf{x}) \geq t\}, \quad t \in (0, \max\{f(\mathbf{x}) : \mathbf{x} \in \mathbb{R}\}],$$

where  $f$  is a density on  $\mathbb{R}^d$  which is assumed to be bounded for simplicity so that  $\max\{f(\mathbf{x}) : \mathbf{x} \in \mathbb{R}\}$  exists. By definition,  $L_t(f)$  is a decreasing set, that is,  $L_{t'}(f) \subseteq L_t(f)$  for  $0 < t \leq t'$ . We also write  $L_t(\mathbf{X})$  for  $L_t(f)$  if  $\mathbf{X}$  has density  $f$ . A set  $A \subseteq \mathbb{R}^d$  is called *star-shaped* about  $\mathbf{x}_0 \in A$  if, for any  $\mathbf{y} \in A$ , the line segment from  $\mathbf{x}_0$  to  $\mathbf{y}$  is in  $A$ .

**Definition 3** (Concepts of unimodality). *For a bounded density function  $f$  on  $\mathbb{R}^d$ , we call  $M(f) = L_{t^*}(f)$  the mode set for  $t^* = \max\{f(\mathbf{x}) : \mathbf{x} \in \mathbb{R}^d\}$ . If  $L_{t^*}(f) = \{\mathbf{m}\}$  then we call  $\mathbf{m} \in \mathbb{R}^d$  the mode of  $f$ . Furthermore,  $f$  is said to be weakly unimodal if  $L_t(f)$  is connected, star unimodal about the center  $\mathbf{x}_0 \in \mathbb{R}^d$  if  $L_t(f)$  is star-shaped about  $\mathbf{x}_0$  and convex unimodal if  $L_t(f)$  is convex, for all  $0 < t \leq t^*$ .*

From Definition 3, convex unimodality implies star unimodality and star unimodality implies weak unimodality. Other notions of unimodality, such as block unimodality, linear unimodality, monotone unimodality,  $\alpha$ -unimodality, orthounimodality and Khinchin's unimodality are not introduced in this paper due to their intractability for our purpose; see Dharmadhikari and Joag-Dev (1988) for a comprehensive discussion on unimodality. Defining notions of unimodality in terms of the shape of the level set  $L_t(f)$  fits our purpose in several ways. As mentioned in Section 2.2,  $L_t(\mathbf{X})$  can be understood as a plausible scenario set with  $t > 0$  being the level of plausibility. In addition,  $L_t(\mathbf{X} \mid \{S = K\})$  can be regarded as a set of severe and plausible stress scenarios the total capital  $K$  is supposed to cover. From these interpretations, we believe that unimodality should describe simplicity of these level sets, such as connectivity and convexity. The level set  $L_t(f)$  is also important when  $f$  is simulated with MCMC methods since the ratio of levels of  $f$  is a primary quantity of interest for such methods. MCMC methods are required to be specifically designed when  $L_t(f)$  is not connected since in this case a Markov chain needs to traverse distinct regions to simulate samples from the entire space.

Note that uniqueness of the maximum of a density  $f$ , that is, the mode set of  $f$  being a singleton  $L_{t^*}(f) = \{\mathbf{m}\}$  for  $\mathbf{m} \in \mathbb{R}^d$ , is an important but different concept of unimodality from those in Definition 3. The notions of unimodality in Definition 3 concern the overall shape of a density through its level sets whereas uniqueness of the maximum of  $f$  is a purely analytical property of the derivative of  $f$ . In addition, uniqueness of the maximum is not an appropriate concept of unimodality when the relationship between  $\mathbf{X}$  and  $\mathbf{X}' \mid \{S = K\}$  is of interest. In fact, uniqueness of the maximum of  $f_{\mathbf{X}' \mid \{S=K\}}$  is equivalent to that of  $f_{\mathbf{X}}$  on the restricted domain  $\mathcal{K}_d(K)$  via (4), and thus the uniqueness of the maximum of  $f_{\mathbf{X}}$  on the entire support  $\mathbb{R}^d$  does not provide any information on the shape of  $f_{\mathbf{X}}$  on  $\mathcal{K}_d(K)$  unless the mode of  $f_{\mathbf{X}}$  on  $\mathbb{R}^d$  is in  $\mathcal{K}_d(K)$ .

The following proposition reveals relationships between unimodality of  $\mathbf{X}$  and that of  $\mathbf{X}' \mid \{S = K\}$ .

**Proposition 6** (Unimodality of  $\mathbf{X}' \mid \{S = K\}$ ).

1. Suppose  $\mathbf{X} \sim \mathcal{E}_d(\boldsymbol{\mu}, \Sigma, \psi)$  admits a density with density generator  $g$ . If  $g$  is decreasing on  $\mathbb{R}_+$ , then  $f_{\mathbf{X}' \mid \{S=K\}}$  is convex unimodal. Furthermore, if the equation  $g(t) = \Delta_K$  of  $t \in \mathbb{R}_+$  has a unique solution  $t_K^*$ , then  $f_{\mathbf{X}' \mid \{S=K\}}$  has the mode  $\mathbf{m} = \boldsymbol{\mu}_K$ .
2. If  $\mathbf{X}$  is convex unimodal, then  $\mathbf{X}' \mid \{S = K\}$  is convex unimodal.

Unlike convex unimodality, neither weak unimodality nor star unimodality of  $\mathbf{X}$  imply any of the unimodality concepts introduced in Definition 3 for  $\mathbf{X}' \mid \{S = K\}$ . To provide a counterexample, we introduce the following class of distributions.

**Definition 4** (Homothetic density). *A  $d$ -dimensional random vector  $\mathbf{X}$  is said to have a homothetic density, denoted by  $\mathbf{X} \sim \mathcal{H}(\boldsymbol{\mu}, D, r)$ , with a location parameter  $\boldsymbol{\mu} \in \mathbb{R}^d$ , shape set  $D \subseteq \mathbb{R}^d$  and a scaling function  $r : \mathbb{R}_+ \rightarrow \mathbb{R}_+$  if  $\mathbf{X} - \boldsymbol{\mu}$  admits a density  $f_D$  satisfying*

$$L_t(f_D) = r(t)D := \{\mathbf{s}\mathbf{x} : 0 \leq s \leq r(t), \mathbf{x} \in D\}$$

for some continuous and decreasing function  $r$  and a bounded and star-shaped (around  $\mathbf{0}$ ) set  $D \in \mathbb{R}^d$  such that

$$\int_0^\infty \text{Leb}_d(r(t)D) dt = 1, \quad (10)$$

where  $\text{Leb}_d$  denotes the Lebesgue measure on  $\mathbb{R}^d$ .

Note that Condition (10) is required to ensure that  $\int_{\mathbb{R}^d} f_D(\mathbf{x}) d\mathbf{x} = 1$ . To see this, we have

$$\begin{aligned} \int_{\mathbb{R}^d} f_D(\mathbf{x}) d\mathbf{x} &= \int_{\mathbb{R}^d} \int_0^{f_D(\mathbf{x})} dt d\mathbf{x} = \int_{\mathbb{R}^d} \int_0^\infty \mathbf{1}_{\{\mathbf{x} \in L_t(f_D)\}} dt d\mathbf{x} \\ &= \int_0^\infty \text{Leb}_d(L_t(f_D)) dt = \int_0^\infty \text{Leb}_d(r(t)D) dt = 1. \end{aligned}$$

Homothetic distributions arise partly from  $l_p$ -spherical distributions (Osiewalski, 1993) where the level sets are determined as balls in the  $l_p$ -norm, and from a further generalized class of distributions called the  $v$ -spherical distributions (Fernandez et al., 1995). Examples of homothetic distributions include skew-normal distributions and rotund-exponential distributions; see Balkema and Nolde (2010). It is straightforward to check that  $\mathbf{X} \sim \mathcal{H}(\mathbf{0}_d, D, r)$  is star unimodal about  $\mathbf{x}_0 \in \mathbb{R}^d$  if  $D$  is star-shaped about  $\mathbf{x}_0$ , and convex unimodal if  $D$  is convex.

Suppose  $\mathbf{X} \sim \mathcal{H}(\mathbf{0}_d, D, r)$  for a convex set  $D$ . Then  $\mathbf{X}$  is convex unimodal and so is  $\mathbf{X}' \mid \{S = K\}$  by Proposition 6. For this homothetic distribution, the level set of  $\mathbf{X}' \mid \{S = K\}$  embedded in  $\mathbb{R}^d$  has the following representation

$$\begin{aligned} \{\mathbf{x} \in \mathbb{R}^d : \mathbf{x}' \in L_t(\mathbf{X}' \mid S = K), x_d = K - \mathbf{1}_d^\top \mathbf{x}'\} \\ &= \{\mathbf{x} \in \mathbb{R}^d : f_{\mathbf{X}' \mid \{S=K\}}(\mathbf{x}') \geq t, x_d = K - \mathbf{1}_d^\top \mathbf{x}'\} \\ &= \{\mathbf{x} \in \mathbb{R}^d : f(\mathbf{x}) \geq tf_S(K)\} \cap \mathcal{K}_d(K) \\ &= r(tf_S(K))D \cap \mathcal{K}_d(K) = \{\mathbf{s}\mathbf{x} : \mathbf{x} \in D, 0 \leq s \leq r(tf_S(K))\} \cap \mathcal{K}_d(K) \\ &= \left\{ \frac{K}{\mathbf{1}_d^\top \mathbf{x}} \mathbf{x} : \mathbf{x} \in D, 0 \leq \frac{K}{\mathbf{1}_d^\top \mathbf{x}} \leq r(tf_S(K)) \right\} \\ &= \left\{ \frac{K}{\mathbf{1}_d^\top \mathbf{x}} \mathbf{x} : \mathbf{x} \in \bigcup_{k \geq K/r(tf_S(K))} D \cap \mathcal{K}_d(k) \right\}, \end{aligned}$$

that is, the level set  $L_t(\mathbf{X}' \mid \{S = K\})$  embedded in  $\mathbb{R}^d$  is a collection of the projected points of  $\mathbf{x} \in D$  intersected with the upper half space  $\{\mathbf{x} \in \mathbb{R}^d : \mathbf{1}_d^\top \mathbf{x} \geq K/r(tf_S(K))\}$  onto  $\mathcal{K}_d(K)$ .

The following example shows that neither weak unimodality nor star unimodality of  $\mathbf{X}$  imply any of the unimodality concepts introduced in Definition 3 for  $\mathbf{X}' \mid \{S = K\}$ .

*Example 4.* Consider  $\mathbf{X} \in \mathcal{H}(\mathbf{0}_2, D, r)$  where  $D = ([-2, 2] \times [-1, 1]) \cup ([-1, 1] \times [-2, 2])$  and  $r(t) = \frac{1}{2\sqrt{3}} \exp(-t/2)$ .  $D$  is star-shaped (and thus connected) around  $(0, 0)$  and  $r$  is a decreasing function. Furthermore, the pair of  $(D, r)$  satisfies Condition (10) since

$$\int_0^\infty \text{Leb}_2(r(t)D) dt = \text{Leb}_2(D) \int_0^\infty r^2(t) dt = 12 \int_0^\infty \frac{1}{12} \exp(-t) dt = 1.$$

Suppose that the total capital is given by  $K = 1/3$ . For  $t = -2\log(\sqrt{3}/3) \approx 1.098$ , we have  $r(t) = 1/6$  and thus  $L_t(f_D) = D/6 = [-1/3, 1/3] \times [-1/6, 1/6] \cup [-1/6, 1/6] \times [-1/3, 1/3]$ . Therefore,  $L_t(\mathbf{X}' \mid \{S = K\}) = [0, 1/6] \cup [1/3, 1/2]$ , which is neither star-shaped nor even connected.

Next we study marginal properties of unimodality. In general, even if  $\mathbf{X}$  is convex unimodal, it does not imply any unimodality for its marginal distributions; see Balkema and Nolde (2010, Example A.3.) for a counterexample. The following example shows that marginal unimodality also does not imply joint unimodality.

*Example 5* (Marginal unimodality does not imply joint unimodality). Consider the following bivariate density

$$f(u, v) = \frac{9}{4} \mathbf{1}_{\{(u, v) \in \bigcup_{i=1}^3 [(i-1)/3, i/3]^2\}} + \frac{9}{4} \mathbf{1}_{\{(u, v) \in [1/3, 2/3]^2\}}, \quad (u, v) \in [0, 1],$$

which has the convex unimodal marginal densities

$$f_1(u) = f_2(u) = \frac{3}{4} \mathbf{1}_{\{u \in [0, 1]\}} + \frac{3}{4} \mathbf{1}_{\{u \in [1/3, 2/3]\}}, \quad u \in [0, 1].$$

However,  $L_{9/4}(f) = [0, 1/3]^2 \cup [1/3, 2/3]^2 \cup [2/3, 1]^2$  is neither convex nor star-shaped.

Joint unimodality implies marginal unimodality for certain classes of distributions. As is shown in Balkema and Nolde (2010),  $l_p$ -spherical distributions form a subclass of homothetic densities for which unimodality is preserved under marginalization. This property also holds for the class of  $s$ -concave densities, which is also closed under the operation  $\mathbf{X} \mapsto \mathbf{X}' \mid \{S = K\}$ ; see Appendix B.

## 4 Maximum likelihood allocation

The point  $\mathbf{x}^* \in \mathbb{R}^d$  maximizing the density  $f_{\mathbf{X}}$  on  $\mathcal{K}_d(K)$  can be regarded as the most likely loss occurring under the scenario  $\{S = K\}$  that is covered by the given total capital  $K$ . In addition to this interpretation and as we saw in Section 2.2, detecting the mode(s) of  $\mathbf{X} \mid \{S = K\}$  is beneficial for discovering hidden risky scenarios and evaluating the soundness of risk allocations. In this section we focus on the global mode  $\mathbf{x}^*$  and study its properties desired to hold as a risk allocation.

### 4.1 Definition and assumptions

For notational convenience we denote by  $\mathcal{U}_d(K)$  the set of all  $d$ -dimensional random vectors  $\mathbf{X}$  such that  $\mathbf{X}$  and  $(\mathbf{X}', S)$  admit density functions, and  $\mathbf{x} \mapsto f_{\mathbf{X}}(\mathbf{x}) \mathbf{1}_{\{\mathbf{x} \in \mathcal{K}_d(K)\}}$  has a unique maximum. For  $\mathbf{X} \in \mathcal{U}_d(K)$ ,  $\mathbf{X}' \mid \{S = K\}$  admits a density through (4), and  $f_{\mathbf{X}' \mid \{S=K\}}$  has a unique maximum attained by the mode of  $\mathbf{X}' \mid \{S = K\}$ . By Proposition 6, elliptical random vectors with continuous and decreasing density generators form a subclass of  $\mathcal{U}_d(K)$ . Although some exchangeable random vectors possessing negative dependence, such as Model (b) in Section 2.2, may not be included in  $\mathcal{U}_d(K)$ , we believe that most loss models used in practice of risk management are contained in  $\mathcal{U}_d(K)$ . As explained in Section 3.5, uniqueness of the mode of  $\mathbf{X}' \mid \{S = K\}$  and its unimodality are different concepts, and thus the class  $\mathcal{U}_d(K)$  contains multimodal random vectors in the sense that the level set  $L_t(\mathbf{X}' \mid \{S = K\})$  is not connected for some  $t > 0$  and the density  $f_{\mathbf{X}' \mid \{S=K\}}$  has multiple local maximizers (we call them the *local modes* of  $\mathbf{X}' \mid \{S = K\}$ ). In this section we solely focus on the unique global maximizer of  $f_{\mathbf{X}' \mid \{S=K\}}$  (not on local ones) and study properties of the mode as a risk allocation. As we emphasized in Section 2.2, such multimodal distributions should be treated with care. In Section 5, we show that multimodality can be detected by searching for the modes of  $f_{\mathbf{X}' \mid \{S=K\}}$ .

In the following we define the unique mode of  $\mathbf{X}' \mid \{S = K\}$  as a risk allocation of  $K$ .

**Definition 5** (Maximum likelihood allocation). *For  $K > 0$  and  $\mathbf{X} \in \mathcal{U}_d(K)$ , the maximum likelihood allocation (MLA) on a set  $\mathcal{K} \subseteq \mathcal{K}_d(K)$  is defined by*

$$K_M[\mathbf{X}; \mathcal{K}] = \operatorname{argmax}\{f_{\mathbf{X}}(\mathbf{x}) : \mathbf{x} \in \mathcal{K}\},$$

*provided the function  $\mathbf{x} \mapsto f_{\mathbf{X}}(\mathbf{x}) \mathbf{1}_{\{\mathbf{x} \in \mathcal{K}\}}$  has a unique maximum. When  $\mathcal{K} = \mathcal{K}_d(K)$ , we call it the maximum likelihood allocation.*

By (4), MLA of  $K$  on  $\mathcal{K}$  can be equivalently formulated as

$$\mathbf{K}_M[\mathbf{X}; \mathcal{K}] = \operatorname{argmax}\{f_{\mathbf{X}'|\{S=K\}}(\mathbf{x}') : (\mathbf{x}', K - \mathbf{1}_{d'}^\top \mathbf{x}') \in \mathcal{K}\}.$$

By definition, MLA on  $\mathcal{K} \subseteq \mathcal{K}_d(K)$  is an allocation of  $K$  in the sense that it satisfies the full allocation property  $\mathbf{1}_d^\top \mathbf{K}_M[\mathbf{X}; \mathcal{K}] = K$ . We mainly study the case when  $\mathcal{K} = \mathcal{K}_d(K)$ . However, as we will see in Section 4.2 and Appendix D.2, the set  $\mathcal{K}$  can be taken so that  $\mathbf{K}_M[\mathbf{X}; \mathcal{K}]$  satisfies some desirable properties for risk allocation.

## 4.2 Properties of MLA

We now investigate properties of MLA as a risk allocation principle. For desirable properties of risk allocation in the case when the capital  $K$  is exogenously given as a constant, see Maume-Deschamps et al. (2016). By construction,  $\mathbf{K}_M[\mathbf{X}; \mathcal{K}]$  always satisfies the full allocation property (1). The following proposition summarizes other desirable properties of MLA.

**Proposition 7** (Properties of MLA). *Suppose  $K > 0$  and  $\mathbf{X} \in \mathcal{U}_d(K)$ .*

1. Translation invariance:  $\mathbf{K}_M[\mathbf{X} + \mathbf{c}; \mathcal{K}_d(K + \mathbf{1}_d^\top \mathbf{c})] = \mathbf{K}_M[\mathbf{X}; \mathcal{K}_d(K)] + \mathbf{c}$  for  $\mathbf{c} \in \mathbb{R}^d$ .
2. Positive homogeneity:  $\mathbf{K}_M[c\mathbf{X}; \mathcal{K}_d(cK)] = c\mathbf{K}_M[\mathbf{X}; \mathcal{K}_d(K)]$  for  $c > 0$ .
3. Symmetry: For  $(i, j) \in \{1, \dots, d\}$ ,  $i \neq j$ , let  $\tilde{\mathbf{X}}$  be a  $d$ -dimensional random vector such that  $\tilde{X}_j = X_i$ ,  $\tilde{X}_i = X_j$  and  $\tilde{X}_k = X_k$ ,  $k \in \{1, \dots, d\} \setminus \{i, j\}$ . If  $\mathbf{X} \stackrel{d}{=} \tilde{\mathbf{X}}$ , then  $\mathbf{K}_M[\mathbf{X}; \mathcal{K}_d(K)]_i = \mathbf{K}_M[\mathbf{X}; \mathcal{K}_d(K)]_j$ , where  $\mathbf{K}_M[\mathbf{X}; \mathcal{K}_d(K)]_l$  is the  $l$ th component of  $\mathbf{K}_M[\mathbf{X}; \mathcal{K}_d(K)]$  for  $l = 1, \dots, d$ .
4. Continuity: Suppose  $\mathbf{X}_n, \mathbf{X} \in \mathcal{U}_d(K)$  have densities  $f_n$  and  $f$  for  $n = 1, 2, \dots$ , respectively. If  $f_n$  is uniformly continuous and bounded for  $n = 1, 2, \dots$ , and  $\mathbf{X}_n \rightarrow \mathbf{X}$  weakly, then  $\lim_{n \rightarrow \infty} \mathbf{K}_M[\mathbf{X}_n; \mathcal{K}_d(K)] = \mathbf{K}_M[\mathbf{X}; \mathcal{K}_d(K)]$ .

Translation invariance states that a sure loss  $\mathbf{c} \in \mathbb{R}^d$  requires the same amount of risk allocation and the rest of the total capital is allocated to the random loss  $\mathbf{X}$ . Positive homogeneity means that, for a proportion  $c > 0$ , 100c% of the loss  $\mathbf{X}$  requires 100c% of the total capital  $K$  and the resulting MLA of  $c\mathbf{X}$  is 100c% of the allocation derived based on  $\mathbf{X}$  and  $K$ . Symmetry implies that, if exchanging two marginal losses does not change the distribution of the joint loss, then equal amounts of capitals are allocated to them. Finally, continuity ensures that if MLA is calculated based on an estimated model  $f_n$  of  $f$ , then this estimate of MLA can be close to the true MLA as long as  $f_n$  correctly estimates  $f$ .

Next we cover properties that need to be considered separately.

1. *RORAC compatibility and core compatibility:*

*RORAC compatibility* and *core compatibility* are important properties of risk allocations since either of them characterizes Euler allocation; see Tasche (1995) and Denault (2001). However, the definitions of these properties are not meaningful when  $K$  is exogenously given as a constant. Moreover, similar constraints as in core compatibility can be additionally imposed on  $\mathcal{K}_d(K)$  so that the resulting MLA satisfies desirable core properties; see Appendix D.2 for details.

2. *Riskless asset:*

The *riskless asset* condition requires the sure loss  $X_j = c_j$  for  $c_j \in \mathbb{R}$  to be covered by the amount of allocated capital  $c_j$ . This property needs to be considered separately since in this case  $\mathbf{X}$  does not admit a density. Suppose that  $X_j = c_j \in \mathbb{R}$  for  $j \in I \subseteq \{1, \dots, d\}$ , and that  $\mathbf{X}_{-I} := (X_j, j \in \{1, \dots, d\} \setminus I)$  admits a density  $f_{\mathbf{X}_{-I}}$ . Since

$$(\mathbf{X}_I, \mathbf{X}_{-I}) \mid \{S = K\} \stackrel{d}{=} (\mathbf{c}, \mathbf{X}_{-I}) \mid \{\mathbf{1}_{|I|}^\top \mathbf{X}_{-I} = K - \mathbf{1}_{|I|}^\top \mathbf{c}\} \stackrel{d}{=} (\mathbf{c}, \mathbf{X}_{-I} \mid \{\mathbf{1}_{|I|}^\top \mathbf{X}_{-I} = K - \mathbf{1}_{|I|}^\top \mathbf{c}\}), \quad (11)$$

any realization  $\mathbf{x}$  of  $\mathbf{X} \mid \{S = K\}$  satisfies  $\mathbf{x}_I = \mathbf{c}$  and the likelihood of  $\mathbf{x}$  is quantified through the density  $f_{\mathbf{X}_{-I} \mid \{\mathbf{1}_{-I}^\top \mathbf{X}_{-I} = K - \mathbf{1}_{-I}^\top \mathbf{c}\}}(\mathbf{x}_{-I})$ . According to this discussion, a natural extension of the definition of MLA to such a random vector  $\mathbf{X}$  is

$$\mathbf{K}_M[\mathbf{X}; \mathcal{K}_d(K)]_I = \mathbf{c}, \quad \mathbf{K}_M[\mathbf{X}; \mathcal{K}_d(K)]_{-I} = \mathbf{K}_M[\mathbf{X}_{-I}; \mathcal{K}_{|-I|}(K - \mathbf{1}_{|I|}^\top \mathbf{c})], \quad (12)$$

which is compatible with the riskless asset property.

### 3. Allocation under comonotonicity:

Suppose  $\mathbf{X}$  is a comonotone random vector with continuous margins  $F_1, \dots, F_d$ . By Proposition 3  $\mathbf{X} \mid \{S = K\} = (F_1^{-1}(u^*), \dots, F_d^{-1}(u^*))$  almost surely, where  $u^* \in [0, 1]$  is the unique solution of  $\sum_{j=1}^d F_j^{-1}(u) = K$ . According to the extended definition (12) we have that

$$\mathbf{K}_M(\mathbf{X}; \mathcal{K}_d(K)) = (F_1^{-1}(u^*), \dots, F_d^{-1}(u^*)).$$

We now discuss suitability of MLA as a risk allocation method and compare Euler and maximum likelihood allocations. Here we define Euler allocation by  $\mathbb{E}[\mathbf{X} \mid \{S = K\}]$ , which are the VaR contributions (2) with  $K = \text{VaR}_p(S)$  for some confidence level  $p \in (0, 1)$ . As shown in Proposition 7, MLA possesses properties naturally required as an allocation such as translation invariance, positive homogeneity and riskless asset. Euler allocation also satisfies these properties since  $\mathbb{E}[\mathbf{X} + \mathbf{c} \mid \{\mathbf{1}_d^\top (\mathbf{X} + \mathbf{c}) = K + \mathbf{1}_d^\top \mathbf{c}\}] = \mathbb{E}[\mathbf{X} \mid \{\mathbf{1}_d^\top \mathbf{X} = K\}] + \mathbf{c}$  for  $\mathbf{c} \in \mathbb{R}^d$  (translation invariance),  $\mathbb{E}[c\mathbf{X} \mid \{\mathbf{1}_d^\top (c\mathbf{X}) = cK\}] = c\mathbb{E}[\mathbf{X} \mid \{\mathbf{1}_d^\top \mathbf{X} = K\}]$  for  $c > 0$  (positive homogeneity) and the riskless asset property holds by taking expectation on the both sides of the first equality in (11). Note that by Proposition 1 and Part 1 of Proposition 6, Euler and maximum likelihood allocations coincide when  $\mathbf{X}$  is elliptically distributed. From a statistical point of view, one advantage of MLA as a mode of  $\mathbf{X}' \mid \{S = K\}$  is that it is robust to outliers, that is, MLA is insensitive to severe but little plausible scenarios. Another advantage of MLA is that one can detect multimodality of  $\mathbf{X}' \mid \{S = K\}$  and thus hidden risky scenarios by searching for the modes of  $\mathbf{X}' \mid \{S = K\}$ . Based on this information on multimodality, one can evaluate the soundness of risk allocations and design more flexible allocations for example by averaging the (local) modes with appropriate weights. On the other hand, the main disadvantage compared with Euler allocation is that estimating modes becomes more difficult than estimating a mean as the dimension of the portfolio becomes larger. Summarizing these aspects, we believe that MLA and the procedure for searching for (local) modes of  $\mathbf{X}' \mid \{S = K\}$  are best suited for assessing the soundness of risk allocations in stress testing applications, for discovering hidden multiple scenarios likely to occur in the stressed situation  $\{S = K\}$  and eventually for constructing more flexible risk allocations by weighting important scenarios.

## 5 Numerical experiments

In this section we conduct an empirical and a simulation study to compute Euler and maximum likelihood allocations, and compare them for various models. Simulation of the conditional distribution given a constant sum is in general challenging. Throughout this section, we adopt the so-called (*crude*) *Monte Carlo (MC)* method to simulate  $\mathbf{X}' \mid \{S = K\}$  according to which unconditional samples from  $\mathbf{X}$  are first generated and samples falling in the region  $\mathcal{K}_d(K, \delta) = \{\mathbf{x} \in \mathbb{R}^d : K - \delta < \mathbf{1}_d^\top \mathbf{x} < K + \delta\}$  for a sufficiently small  $\delta > 0$  are then extracted. The extracted samples are standardized via  $KX_j / \sum_{j=1}^d X_j$  so that their componentwise sum equals  $K$ . Finally the standardized samples are used as pseudo-samples from  $\mathbf{X}' \mid \{S = K\}$ . See Appendix D.1 for the potential bias caused by this method, and more sophisticated simulation approaches of  $\mathbf{X}' \mid \{S = K\}$  based on MCMC methods.

### 5.1 Empirical study

In this section we estimate the proposed MLA nonparametrically for real financial data. We consider daily log-returns of the stock indices FTSE  $X_{t,1}$ , S&P 500  $X_{t,2}$  and Dow Jones Index (DJI)  $X_{t,3}$  from January 2, 1990 to March 25, 2004, which contains 3713 days and thus  $T = 3712$  log-returns. We consider

Table 1: Maximum likelihood estimates and estimated standard errors of the ST-GARCH(1,1) model  $X_{t,j} = \mu_j + \sigma_{t,j}Z_{t,j}$  with  $\sigma_{t,j}^2 = \omega_j + \alpha_j X_{t-1,j}^2 + \beta_j \sigma_{t-1,j}^2$  and  $Z_{t,j} \stackrel{\text{iid}}{\sim} \text{ST}(\nu_j, \gamma_j)$  for  $j = 1, \dots, d$ .

	$\mu_j$	$\omega_j$	$\alpha_j$	$\beta_j$	$\gamma_j$	$\nu_j$
$X_{t,1}^{\text{pos/neg}}$	0.053	0.006	0.052	0.943	0.969	6.414
SE	0.013	0.002	0.008	0.008	0.021	0.663
$X_{t,2}^{\text{pos}}$	0.050	0.003	0.049	0.950	0.983	6.265
SE	0.013	0.001	0.007	0.007	0.021	0.659
$X_{t,2}^{\text{neg}}$	-0.050	0.003	0.049	0.950	1.018	6.265
SE	0.013	0.001	0.007	0.007	0.022	0.659
$X_{t,3}^{\text{pos/neg}}$	0.031	0.011	0.071	0.920	0.966	10.000
SE	0.014	0.003	0.009	0.010	0.023	1.309

two portfolios (a)  $\mathbf{X}_t^{\text{pos}} = (X_{t,1}, X_{t,2}, X_{t,3})$  and (b)  $\mathbf{X}_t^{\text{neg}} = (X_{t,1}, -X_{t,2}, X_{t,3})$ . For each portfolio, we aim at allocating the capital  $K = 1$  based on the conditional loss distribution at time  $T + 1$  given the history up to and including time  $T$ . Taking into account the stylized facts of stock returns listed in Chapter 3 of McNeil et al. (2015) (such as unimodality, heavy-tailedness and volatility clusters), we adopted a copula-GARCH model with marginal skew- $t$  innovations (ST-GARCH; see, for example, Jondeau and Rockinger (2006) and Huang et al. (2009)). We utilize GARCH(1,1) model with skew- $t$  innovations with degrees of freedom  $\nu_j > 0$  and skewness parameters  $\gamma_j > 0$  for the  $j$ th marginal time series. That is, within a fixed time period  $\{1, \dots, T + 1\}$  the  $j$ th return series  $(X_{1,j}, \dots, X_{T+1,j})$  follows

$$X_{t,j} = \mu_j + \sigma_{t,j}Z_{t,j}, \quad \sigma_{t,j}^2 = \omega_j + \alpha_j X_{t-1,j}^2 + \beta_j \sigma_{t-1,j}^2, \quad Z_{t,j} \stackrel{\text{iid}}{\sim} \text{ST}(\nu_j, \gamma_j), \quad j = 1, \dots, d,$$

where  $\omega_j > 0, \alpha_j, \beta_j \geq 0, \alpha_j + \beta_j < 1$ , and  $Z_{t,j}$  follows a skew- $t$  distribution  $\text{ST}(\nu_j, \gamma_j)$  with density given by

$$f_j(x_j; \nu_j, \gamma_j) = \frac{2}{\gamma_j + \frac{1}{\gamma_j}} \left\{ t(x_j, \nu_j) 1_{[x_j \geq 0]} + t(\gamma_j x_j, \nu_j) 1_{[x_j < 0]} \right\}, \quad (13)$$

where  $t(x, \nu)$  is the density function of a Student  $t$ -distribution with degrees of freedom  $\nu > 0$  and a skewness parameter  $\gamma > 0$  with  $\gamma = 1$  leading to the standard symmetric case; see Fernández and Steel (1998) for more details. The copula among the stationary process  $\mathbf{Z}_t = (Z_{t,1}, \dots, Z_{t,d})$ , denoted as  $C$ , is estimated nonparametrically. Under this model, the joint distribution of the returns  $\mathbf{X}_{T+1|\mathcal{F}_T} = (X_{T+1,1|\mathcal{F}_T}, \dots, X_{T+1,d|\mathcal{F}_T})$  has marginal distributions  $\text{ST}(\mu_j, \sigma_{t+1,j}^2, \nu_j, \gamma_j)$ ,  $j = 1, \dots, d$ , and a copula  $C$ , where  $\text{ST}(\mu_j, \sigma_{t+1,j}^2, \nu_j, \gamma_j)$  is a skew- $t$  distribution with density  $f_j(\frac{x_j - \mu_j}{\sigma_{t+1,j}}; \nu_j, \gamma_j)$  with  $f_j(\cdot; \nu_j, \gamma_j)$  defined in (13). Parameters of the ST-GARCH(1,1) models are estimated with the maximum likelihood method; the results are summarized in Table 1.

For each case of (a) and (b), we take  $K = 1$  and estimate the Euler allocation and MLA by a resampling method. After extracting the marginal standardized residuals, we build their pseudo-observations as a pseudo-sample from  $C$ . We then generate samples of size  $N = 3712$  by resampling with replacement. The samples from  $C$  are then marginally transformed by skew- $t$  distributions with parameters specified as in Table 1. From these samples of  $\mathbf{X}_{T+1|\mathcal{F}_T}$ , we extract the subsamples falling in the region  $\mathcal{K}_d(K, \delta) := \left\{ \mathbf{x} \in \mathbb{R}^3 : K - \delta < \sum_{j=1}^3 x_j < K + \delta \right\}$  where  $\delta = 0.3$ . These samples are then standardized via  $KX_{t,j} / \sum_{j=1}^d X_{t,j}$  to add up to  $K$ . Scatter plots of the first two components of these data are shown in Figure 2.

The 3712 data points lead to 354 and 558 samples from  $\mathbf{X}_{T+1|\mathcal{F}_T}^{\text{pos}}$  and  $\mathbf{X}_{T+1|\mathcal{F}_T}^{\text{neg}}$  on  $\mathcal{K}_d(K, \delta)$ , respectively. Based on these conditional samples, we estimate the Euler allocation  $\mathbb{E}[\mathbf{X} \mid \{S = K\}]$  and the maximum likelihood allocation, that is, the mode of  $f_{\mathbf{X}|\{S=K\}}$  provided it is unique. The (possibly multiple) modes

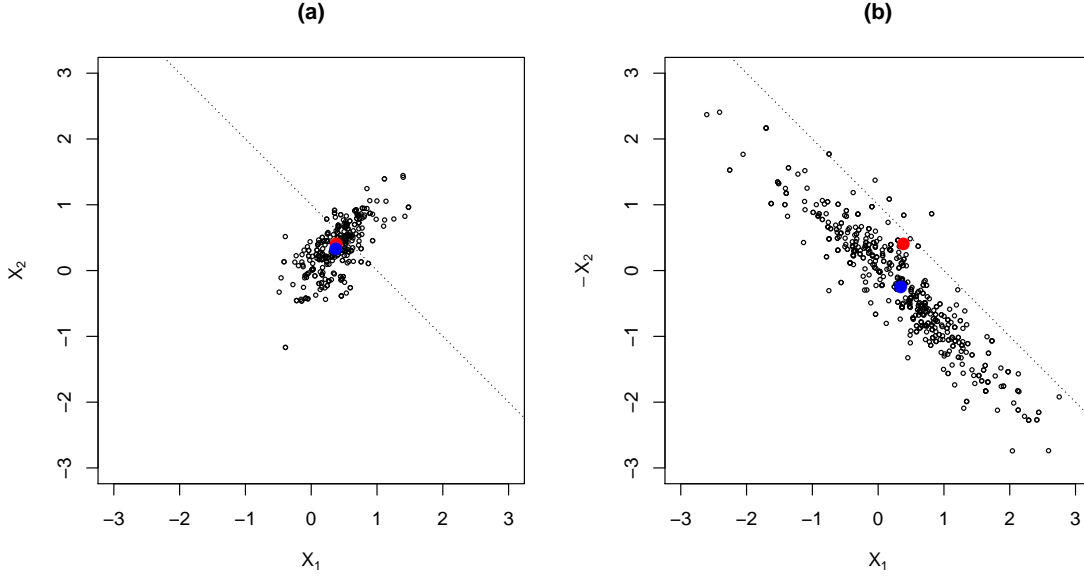


Figure 2: Scatter plots (black dots) of the first two components of (a)  $\mathbf{X}_t^{\text{pos}} = (X_{t,1}, X_{t,2}, X_{t,3})$  and (b)  $\mathbf{X}_t^{\text{neg}} = (X_{t,1}, -X_{t,2}, X_{t,3})$  for daily log-returns of the stock indices FTSE  $X_{t,1}$ , S&P 500  $X_{t,2}$  and Dow Jones Index (DJI)  $X_{t,3}$  falling in the region  $\mathcal{K}_d(K, \delta) = \left\{ \mathbf{x} \in \mathbb{R}^3 : K - \delta < \sum_{j=1}^3 x_j < K + \delta \right\}$  where  $\delta = 0.3$  and  $K = 1$ . The dotted lines represent the line  $x + y = K$ . The red dot represents the Euler allocation  $\mathbb{E}[\mathbf{X}' \mid \{S = K\}]$  and the blue dot represents the maximum likelihood allocation, the mode of  $f_{\mathbf{X}' \mid \{S=K\}}$ .

were estimated by the function `kms` of the R package `ks`. As was inferred from the ellipticity of the scatter plots in Figure 2, the unique mode was discovered in each case. The first two components of the two allocations are pointed out in Figure 2.

Next, we estimate the standard errors of the Euler and maximum likelihood allocations using the bootstrap method. We compute the Euler allocation, MLA and their standard errors based on the  $B = 100$  number of samples of size  $N = 3712$  resampled from the original data with replacement. The results are summarized in Table 2.

In Figure 2 we can observe that compared with Case (a) the distribution in Case (b) is more spread out and losses take larger absolute values. If the samples are regarded as stressed scenarios, the scenario set in Case (b) contains a wider variety of scenarios than in Case (a) since both of positive and negative losses can appear in Case (b) whereas most realizations are positive in Case (a). Nevertheless, as is observed from Table 2, in both cases the Euler allocation and the MLA are close to each other also in terms of standard errors. This observation does not conflict with the stylized fact that the joint log-returns nearly follow an elliptical distribution, and thus the mean (Euler allocation) of  $\mathbf{X} \mid \{S = K\}$  coincides with its mode; see Proposition 1 and Proposition 6 Part 1.

## 5.2 Simulation study

A potential drawback of the nonparametric estimation of Euler and maximum likelihood allocations is that the sample size is often not sufficient for statistical estimation due to the sum constraint. To avoid this issue, one can first fit a parametric model based on the unconditional samples, and then take subsamples of simulated samples from the fitted parametric model to estimate Euler and maximum likelihood allocations. In this section, we consider four models, referred to as (M1), (M2), (M3) and (M4), respectively, with  $d = 3$  and having the same marginal distributions  $X_1 \sim \text{Par}(2.5, 5)$ ,  $X_2 \sim \text{Par}(2.75, 5)$  and  $X_3 \sim \text{Par}(3, 5)$  (where  $\text{Par}(\theta, \lambda)$  denotes Pareto distribution with shape parameter  $\theta > 0$  and scale parameter  $\lambda > 0$ ) but different

Table 2: Bootstrap estimates and estimated standard errors of the Euler allocation and MLA of  $\mathbf{X}^{\text{pos}} = (X_1, X_2, X_3)$  and  $\mathbf{X}^{\text{neg}} = (X_1, -X_2, X_3)$  for daily log-returns of the stock indices FTSE  $X_1$ , S&P 500  $X_2$  and Dow Jones Index (DJI)  $X_3$ . The subsample size is  $N = 3712$  and the bootstrap sample size is  $B = 100$ .

	Estimator			Standard error		
	$X_1$	$X_2$	$X_3$	$X_1$	$X_2$	$X_3$
$\mathbb{E}[\mathbf{X}^{\text{pos}} \mid \{S = K\}]$	0.378	0.338	0.285	0.019	0.022	0.038
$\mathbf{K}_M[\mathbf{X}^{\text{pos}}; \mathcal{K}_d(K)]$	0.367	0.365	0.268	0.019	0.024	0.041
$\mathbb{E}[\mathbf{X}^{\text{neg}} \mid \{S = K\}]$	0.345	-0.248	0.903	0.037	0.039	0.015
$\mathbf{K}_M[\mathbf{X}^{\text{neg}}; \mathcal{K}_d(K)]$	0.371	-0.280	0.909	0.040	0.039	0.013

$t$  copulas with degrees of freedom  $\nu = 5$  and dispersion matrices

$$\begin{aligned}
 P_1 &= \begin{pmatrix} 1 & 0.8 & 0.5 \\ 0.8 & 1 & 0.8 \\ 0.5 & 0.8 & 1 \end{pmatrix}, & P_2 &= \begin{pmatrix} 1 & 0.5 & 0.5 \\ 0.5 & 1 & 0.5 \\ 0.5 & 0.5 & 1 \end{pmatrix}, \\
 P_3 &= \begin{pmatrix} 1 & 0 & 0.5 \\ 0 & 1 & 0 \\ 0.5 & 0 & 1 \end{pmatrix}, & P_4 &= \begin{pmatrix} 1 & -0.5 & 0.5 \\ -0.5 & 1 & -0.5 \\ 0.5 & -0.5 & 1 \end{pmatrix},
 \end{aligned} \tag{14}$$

respectively. For these parametric models, we first simulate  $N = 10^6$  samples from the unconditional distribution and then extract subsamples falling in the region  $\mathcal{K}_d(K, \delta)$  with  $K = 40$  and  $\delta = 1$ . The (pseudo) samples from  $\mathbf{X}' \mid \{S = K\}$  are shown in Figure 3. The red point in the figure represents the Euler allocation and the blue points are the (local) modes, which are estimated similarly as in Section 5.1.

In Figure 3 we can observe that the conditional distribution is more concentrated under positive dependence (Model (M1) and (M2)) and it is more dispersed under negative dependence (Model (M4)). Regarding the samples as stressed scenarios, the sets in Model (M3) and (M4) are more worrisome than those of Model (M1) and (M2) since the former contain two distinct scenarios, one around the first axis and one around the upper-left corner of the plot region, both of which are likely to occur in the stressed situation  $\{S = K\}$ . Unimodality of the conditional distribution in Model (M1) and (M2) leads to closer Euler allocation and MLA. For Model (M1) and (M2), the choice of Euler allocation and MLA does not significantly change the resulting allocation. On the other hand, for Model (M3) and (M4), the conditional distributions are multimodal. Therefore, MLA may not be uniquely determined and the Euler allocation provides an average among multiple modes. For these two Models, more careful decision making is required not only by computing the Euler allocation but also searching for the distinct modes interpreted as risky scenarios, and considering how much weight is to be assigned for each of them based on, for example, expert opinion and the tolerance of each business line.

To investigate the standard errors of the estimators, we compute the estimates of Euler allocation and (local) modes of  $f_{\mathbf{X}' \mid \{S=K\}}$  100 times for each model. For each repetition, we simulate samples from  $\mathbf{X}$  so that there are 500 samples in the region  $\mathcal{K}_d(K, \delta)$ . The estimates and standard errors are computed based on the 100 replications and the results are summarized in Table 3. We can again see that for Models (M1) and (M2) the two allocations are close. On the other hand, especially for Models (M3) and (M4) where the conditional distributions are multimodal, the standard errors of the (local) modes are higher than those of the Euler allocation.

## 6 Conclusion

In this paper we investigated properties of the conditional distribution  $\mathbf{X}$  given the constant sum constraint  $\{S = K\}$  (motivated from scenario analysis of risk allocations) and introduced the novel risk allocation method called maximum likelihood allocation (MLA). We first provided a motivating example for

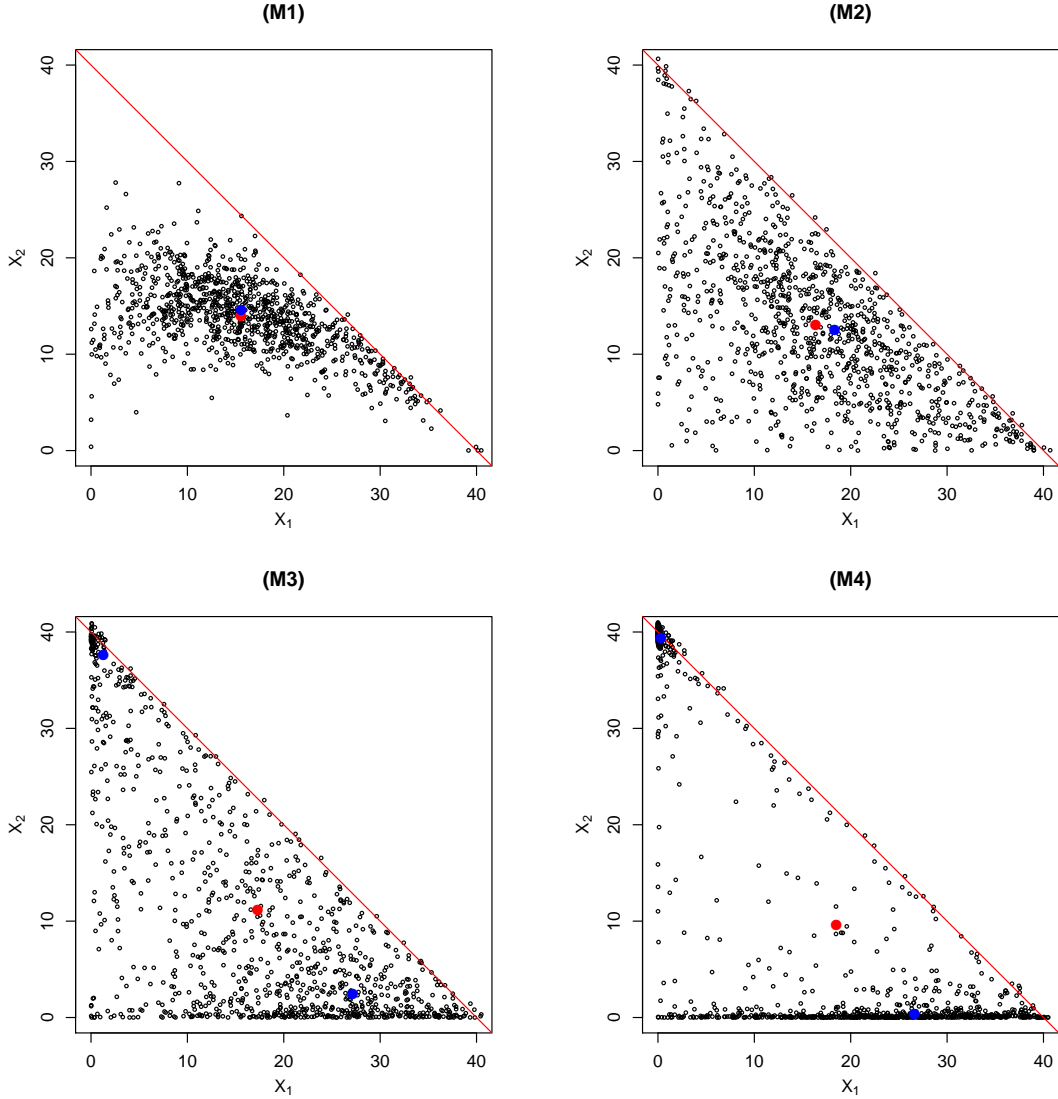


Figure 3: Scatter plots (black dots) of the first two components of the four models (M1), (M2), (M3) and (M4) falling in the region  $\mathcal{K}_d(K, \delta)$  with  $K = 40$  and  $\delta = 1$ . All the four models have the same marginal distributions  $X_1 \sim \text{Par}(2.5, 5)$ ,  $X_2 \sim \text{Par}(2.75, 5)$  and  $X_3 \sim \text{Par}(3, 5)$  but different  $t$  copulas with parameters provided in (14). The red lines represent  $x+y=K$ . The red dot represents the Euler allocation  $\mathbb{E}[\mathbf{X}' | \{S=K\}]$  and the blue dots represent the (local) modes of  $f_{\mathbf{X}'|\{S=K\}}$ .

Table 3: Estimates and estimated standard errors of the Euler allocation and MLA of the four models (M1), (M2), (M3) and (M4) all having the same marginal distributions  $X_1 \sim \text{Par}(2.5, 5)$ ,  $X_2 \sim \text{Par}(2.75, 5)$  and  $X_3 \sim \text{Par}(3, 5)$  but different  $t$  copulas with parameters provided in (14). Estimates and estimated standard errors are computed based on 100 replications, each of which utilizing 500 conditional samples falling in the region  $\mathcal{K}_d(K, \delta)$  with  $K = 40$  and  $\delta = 1$ .

	Estimator			Standard error		
	$X_1$	$X_2$	$X_3$	$X_1$	$X_2$	$X_3$
(M1) Pareto + $t$ copula: strong positive dependence						
$\mathbb{E}[\mathbf{X} \mid \{S = K\}]$	15.549	13.889	10.562	0.336	0.157	0.288
$\mathbf{K}_M[\mathbf{X}; \mathcal{K}_d(K)]$	15.849	14.434	9.718	0.482	0.213	0.356
(M2) Pareto + $t$ copula: positive dependence						
$\mathbb{E}[\mathbf{X} \mid \{S = K\}]$	16.228	13.042	10.562	0.399	0.355	0.288
$\mathbf{K}_M[\mathbf{X}; \mathcal{K}_d(K)]$	17.689	12.481	9.830	0.759	0.663	0.475
(M3) Pareto + $t$ copula: independence						
$\mathbb{E}[\mathbf{X} \mid \{S = K\}]$	17.479	11.368	10.562	0.517	0.530	0.288
$\mathbf{K}_{M,1}[\mathbf{X}; \mathcal{K}_d(K)]$	25.678	3.107	11.215	1.185	0.278	1.205
$\mathbf{K}_{M,2}[\mathbf{X}; \mathcal{K}_d(K)]$	2.639	35.275	2.086	0.973	1.306	0.424
(M4) Pareto + $t$ copula: negative dependence						
$\mathbb{E}[\mathbf{X} \mid \{S = K\}]$	19.062	9.272	10.562	0.556	0.614	0.288
$\mathbf{K}_{M,1}[\mathbf{X}; \mathcal{K}_d(K)]$	28.353	0.684	10.962	2.125	1.646	2.154
$\mathbf{K}_{M,2}[\mathbf{X}; \mathcal{K}_d(K)]$	0.710	38.385	0.905	1.719	3.537	2.705

why to consider  $\mathbf{X} \mid \{S = K\}$ , especially its level sets and modality. The level set of  $\mathbf{X} \mid \{S = K\}$  can be regarded as a set of stress (severe and plausible) scenarios, and the modality of  $\mathbf{X} \mid \{S = K\}$  can be interpreted as a number of distinct risky scenarios, which turned out to be an important feature related to the soundness of risk allocations. We then studied properties of  $\mathbf{X} \mid \{S = K\}$ , for example, dependence (Proposition 2 and Proposition 3), tail behavior (Proposition 4 and Proposition 5) and modality (Proposition 6), most of which are inherited from those of the unconditional loss  $\mathbf{X}$ . Next we defined MLA as a mode of  $\mathbf{X} \mid \{S = K\}$ . Various properties of MLA, such as translation invariance and positive homogeneity were studied in Proposition 7. Euler allocation and MLA were then compared in numerical experiments. Through these experiments, we demonstrated that Euler allocation and MLA lead to close values and  $\mathbf{X} \mid \{S = K\}$  is typically unimodal when  $\mathbf{X}$  possesses positive dependence. On the other hand, when the losses are negatively dependent, multimodality is likely to occur and the two allocation principles result in distinct values. For such a case, searching for the modes of  $\mathbf{X} \mid \{S = K\}$  is beneficial to discover the risky scenarios which cannot be captured by a single vector of risk allocation, and to inspect the soundness of risk allocations. The detected (local) modes can also be helpful to design more flexible allocations, for example, by averaging the (local) modes with appropriate weights.

Although we empirically observed the relationship between multimodality of  $\mathbf{X} \mid \{S = K\}$  and negative dependence among  $\mathbf{X}$ , this relationship requires further theoretical investigation. Another aspect of future research is to study more distributional properties, such as tail dependence and measures of concordance, of  $\mathbf{X} \mid \{S = K\}$  especially without assuming the existence of a density. In the end, efficient simulation approaches of  $\mathbf{X} \mid \{S = K\}$  may need to rely on MCMC methods as introduced in Appendix D, and further investigation is required to assess in how far the distributional properties proven in this paper carry over to MCMC methods since the performance of MCMC methods typically depends on tail-heaviness and modality of the target distribution.

## Funding

This research was funded by NSERC through Discovery Grant RGPIN-5010-2015.

## References

- Asimit, V., Peng, L., Wang, R., and Yu, A. (2019). An efficient approach to quantile capital allocation and sensitivity analysis. *Mathematical Finance*.
- Aumann, R. J. and Shapley, L. S. (2015). *Values of non-atomic games*. Princeton University Press, Princeton, New Jersey.
- Balkema, G. and Nolde, N. (2010). Asymptotic independence for unimodal densities. *Advances in Applied Probability*, 42(2):411–432.
- Boonen, T. J., De Waegenaere, A., and Norde, H. (2020). A generalization of the aumann–shapley value for risk capital allocation problems. *European Journal of Operational Research*, 282(1):277–287.
- Breuer, T., Jandacka, M., Rheinberger, K., Summer, M., et al. (2009). *How to find plausible, severe, and useful stress scenarios*. Österr. Nationalbank.
- Denault, M. (2001). Coherent allocation of risk capital. *Journal of Risk*, 4(1):1–34.
- Dhaene, J., Henrard, L., Landsman, Z., Vandendorpe, A., and Vanduffel, S. (2008). Some results on the cte-based capital allocation rule. *Insurance: Mathematics and Economics*, 42(2):855–863.
- Dhaene, J., Tsanakas, A., Valdez, E. A., and Vanduffel, S. (2012). Optimal capital allocation principles. *Journal of Risk and Insurance*, 79(1):1–28.
- Dharmadhikari, S. and Joag-Dev, K. (1988). *Unimodality, convexity, and applications*. Elsevier.
- Ding, P. (2016). On the conditional distribution of the multivariate t distribution. *The American Statistician*, 70(3):293–295.
- Fang, K. W. (2018). *Symmetric multivariate and related distributions*. Chapman and Hall/CRC.
- Fernandez, C., Osiewalski, J., and Steel, M. F. (1995). Modeling and inference with  $v$ -spherical distributions. *Journal of the American Statistical Association*, 90(432):1331–1340.
- Fernández, C. and Steel, M. F. (1998). On bayesian modeling of fat tails and skewness. *Journal of the American Statistical Association*, 93(441):359–371.
- Huang, J.-J., Lee, K.-J., Liang, H., and Lin, W.-F. (2009). Estimating value at risk of portfolio by conditional copula-garch method. *Insurance: Mathematics and economics*, 45(3):315–324.
- Joe, H. and Li, H. (2019). Tail densities of skew-elliptical distributions. *Journal of Multivariate Analysis*, 171:421–435.
- Jondeau, E. and Rockinger, M. (2006). The copula-garch model of conditional dependencies: An international stock market application. *Journal of international money and finance*, 25(5):827–853.
- Kalkbrener, M. (2005). An axiomatic approach to capital allocation. *Mathematical Finance*, 15(3):425–437.
- Karlin, S. and Rinott, Y. (1980a). Classes of orderings of measures and related correlation inequalities. i. multivariate totally positive distributions. *Journal of Multivariate Analysis*, 10(4):467–498.
- Karlin, S. and Rinott, Y. (1980b). Classes of orderings of measures and related correlation inequalities ii. multivariate reverse rule distributions. *Journal of Multivariate Analysis*, 10(4):499–516.

- Koike, T. and Hofert, M. (2020). Markov chain monte carlo methods for estimating systemic risk allocations. *Risks*, 8(1):6.
- Koike, T. and Minami, M. (2019). Estimation of risk contributions with mcmc. *Quantitative Finance*, 19(9):1579–1597.
- Laeven, R. J. and Goovaerts, M. J. (2004). An optimization approach to the dynamic allocation of economic capital. *Insurance: Mathematics and Economics*, 35(2):299–319.
- Landsman, Z. M. and Valdez, E. A. (2003). Tail conditional expectations for elliptical distributions. *North American Actuarial Journal*, 7(4):55–71.
- Li, H. (2013). Toward a copula theory for multivariate regular variation. In *Copulae in mathematical and quantitative finance*, pages 177–199. Springer.
- Li, H. and Hua, L. (2015). Higher order tail densities of copulas and hidden regular variation. *Journal of Multivariate Analysis*, 138:143–155.
- Li, H. and Wu, P. (2013). Extremal dependence of copulas: A tail density approach. *Journal of Multivariate Analysis*, 114:99–111.
- Maume-Deschamps, V., Rullière, D., and Said, K. (2016). On a capital allocation by minimization of some risk indicators. *European Actuarial Journal*, 6(1):177–196.
- McNeil, A. J., Frey, R., and Embrechts, P. (2015). *Quantitative risk management: Concepts, techniques and tools*. Princeton University Press, Princeton.
- Müller, A. and Stoyan, D. (2002). *Comparison methods for stochastic models and risks*, volume 389. Wiley New York.
- Norkin, V. and Roenko, N. (1991).  $\alpha$ -concave functions and measures and their applications. *Cybernetics and Systems Analysis*, 27(6):860–869.
- Osiewalski, J. (1993). Robust bayesian inference in lq-spherical models. *Biometrika*, 80(2):456–460.
- Resnick, S. I. (2007). *Heavy-tail phenomena: probabilistic and statistical modeling*. Springer Science & Business Media.
- Roth, M. (2012). *On the multivariate  $t$  distribution*. Linköping University Electronic Press.
- Saumard, A. and Wellner, J. A. (2014). Log-concavity and strong log-concavity: a review. *Statistics Surveys*, 8:45.
- Schmidt, R. (2002). Tail dependence for elliptically contoured distributions. *Mathematical Methods of Operations Research*, 55(2):301–327.
- Sweeting, T. J. et al. (1986). On a converse to scheffé’s theorem. *The Annals of Statistics*, 14(3):1252–1256.
- Tasche, D. (1995). Risk contributions and performance measurement. Working Paper, Technische Universität München.
- Wang, B. and Wang, R. (2011). The complete mixability and convex minimization problems with monotone marginal densities. *Journal of Multivariate Analysis*, 102(10):1344–1360.

# Appendices

## A Proofs

### Proof of Proposition 1

*Proof.* Notice that  $(\mathbf{X}', S) = A\mathbf{X} \sim \mathcal{E}_d(A\boldsymbol{\mu}, A\Sigma A^\top, \psi)$  where  $A = \begin{pmatrix} \mathbf{I}_d & \mathbf{0}_d \\ \mathbf{1}_d^\top & 1 \end{pmatrix} \in \mathbb{R}^{d \times d}$ . Therefore, the conditional distribution  $\mathbf{X}' \mid \{S = K\}$  also follows an elliptical distribution with the location parameter  $\boldsymbol{\mu}_K$  and the dispersion parameter  $\Sigma_K$  as specified in (6). The corresponding characteristic generator  $\psi_K$  can be specified through Theorem 2.18 of Fang (2018). If  $\mathbf{X}$  admits a density with density generator  $g$ , then

$$f_{\mathbf{X}' \mid \{S=K\}}(\mathbf{x}') = \frac{f_{(\mathbf{X}', S)}(\mathbf{x}', K)}{f_S(K)} \propto g_d \left( \frac{1}{2}(\mathbf{x}' - \boldsymbol{\mu}', K - \mu_S)^\top \begin{pmatrix} \Sigma' & (\Sigma \mathbf{1}_d)^\top \\ (\Sigma \mathbf{1}_d)^\top & \sigma_S^2 \end{pmatrix}^{-1} (\mathbf{x}' - \boldsymbol{\mu}', K - \mu_S) \right).$$

The quadratic term reduces to

$$(\mathbf{x}' - \boldsymbol{\mu}', K - \mu_S)^\top \begin{pmatrix} \Sigma' & (\Sigma \mathbf{1}_d)^\top \\ (\Sigma \mathbf{1}_d)^\top & \sigma_S^2 \end{pmatrix}^{-1} (\mathbf{x}' - \boldsymbol{\mu}', K - \mu_S) = (\mathbf{x}' - \boldsymbol{\mu}_K)^\top \Sigma_K^{-1} (\mathbf{x}' - \boldsymbol{\mu}_K) + \frac{(K - \mu_S)^2}{\sigma_S^2}.$$

Therefore, we have that

$$f_{\mathbf{X}' \mid \{S=K\}}(\mathbf{x}') \propto g \left( \frac{1}{2}(\mathbf{x}' - \boldsymbol{\mu}_K)^\top \Sigma_K^{-1} (\mathbf{x}' - \boldsymbol{\mu}_K) + \Delta_K \right) = g_K \left( \frac{1}{2}(\mathbf{x}' - \boldsymbol{\mu}_K)^\top \Sigma_K^{-1} (\mathbf{x}' - \boldsymbol{\mu}_K) \right),$$

where  $\Delta_K = (K - \mu_S)^2 / (2\sigma_S^2)$  and  $g_K(t) = g(t + \Delta_K)$  as specified in (7).  $\square$

### Proof of Proposition 2

*Proof.* By (4) we have, for  $\mathbf{x}', \mathbf{y}' \in \mathbb{R}^{d'}$ , that

$$\begin{aligned} f_{\mathbf{X}' \mid \{S=K\}}(\mathbf{x}') f_{\mathbf{X}' \mid \{S=K\}}(\mathbf{y}') &= \frac{f_{(\mathbf{X}', S)}(\mathbf{x}', K) f_{(\mathbf{X}', S)}(\mathbf{y}', K)}{f_S^2(K)} \\ &\leq \frac{f_{(\mathbf{X}', S)}(\mathbf{x}' \wedge \mathbf{y}', K \wedge K) f_{(\mathbf{X}', S)}(\mathbf{x}' \vee \mathbf{y}', K \vee K)}{f_S^2(K)} \\ &= f_{\mathbf{X}' \mid \{S=K\}}(\mathbf{x}' \wedge \mathbf{y}') f_{\mathbf{X}' \mid \{S=K\}}(\mathbf{x}' \vee \mathbf{y}'), \end{aligned}$$

which proves the first part on MTP2. The MRR2 and TP2 parts are shown in a similar manner.  $\square$

### Proof of Proposition 3

*Proof.* When  $\mathbf{X}$  has continuous margins  $F_1, \dots, F_d$ , then  $F_j^{-1}$ ,  $j = 1, \dots, d$ , are continuous and strictly increasing, and thus the equation  $\sum_{j=1}^d F_j^{-1}(u) = K$  has a unique solution  $u^*$ . Therefore,

$$\mathbb{P} \left( \bigcup_{j=1}^d \{X_j \neq F_j^{-1}(u^*)\} \mid \{S = K\} \right) = \mathbb{P} \left( \bigcup_{j=1}^d \{F_j^{-1}(U) \neq F_j^{-1}(u^*)\} \mid \left\{ \sum_{j=1}^d F_j^{-1}(U) = K \right\} \right) = 0.$$

$\square$

### Proof of Proposition 4

*Proof.* Let  $\tilde{\mathbf{X}} = (\mathbf{X}', K - X_d)$ . Since the density of  $\tilde{\mathbf{X}}$  is written as  $f_{\tilde{\mathbf{X}}}(x_1, \dots, x_d) = f_{\mathbf{X}}(x_1, \dots, x_{d'}, K - x_d)$ , we have, by (4), that

$$f_{\mathbf{X}' \mid \{S=K\}}(\mathbf{x}') = \frac{f_{\mathbf{X}}(\mathbf{x}', K - \mathbf{1}_{d'}^\top \mathbf{x}')}{f_S(K)} = \frac{f_{\tilde{\mathbf{X}}}(\mathbf{x}', \mathbf{1}_{d'}^\top \mathbf{x}')}{f_S(K)}, \quad \mathbf{x}' \in \mathbb{R}_+^{d'}.$$

Therefore, if  $\tilde{\mathbf{X}}$  has a limit function  $\tilde{\lambda}$ , then the density of  $\mathbf{X}' \mid \{S = K\}$  satisfies

$$\lim_{t \rightarrow \infty} \frac{f_{\mathbf{X}' \mid \{S=K\}}(t\mathbf{y}')}{f_{\mathbf{X}' \mid \{S=K\}}(t\mathbf{x}')} = \lim_{t \rightarrow \infty} \frac{f_{\tilde{\mathbf{X}}}(t\mathbf{y}', t\mathbf{1}_{d'}^\top \mathbf{y}')}{f_{\tilde{\mathbf{X}}}(t\mathbf{x}', t\mathbf{1}_{d'}^\top \mathbf{x}')} = \tilde{\lambda}((\mathbf{x}', \mathbf{1}_{d'}^\top \mathbf{x}'), (\mathbf{y}', \mathbf{1}_{d'}^\top \mathbf{y}')) =: \lambda'(\mathbf{x}', \mathbf{y}'),$$

for any  $\mathbf{x}', \mathbf{y}' \in \mathbb{R}_+^{d'}$  since  $(\mathbf{x}', \mathbf{1}_{d'}^\top \mathbf{x}'), (\mathbf{y}', \mathbf{1}_{d'}^\top \mathbf{y}') \in \mathbb{R}_+^d$ . Similarly, if  $\tilde{\mathbf{X}}$  is MRV( $\infty$ ), then

$$\lim_{t \rightarrow \infty} \frac{f_{\mathbf{X}' \mid \{S=K\}}(st\mathbf{x}')}{f_{\mathbf{X}' \mid \{S=K\}}(t\mathbf{x}')} = \lim_{t \rightarrow \infty} \frac{f_{\tilde{\mathbf{X}}}(st\mathbf{x}', st\mathbf{1}_{d'}^\top \mathbf{x}')}{f_{\tilde{\mathbf{X}}}(t\mathbf{x}', t\mathbf{1}_{d'}^\top \mathbf{x}')} = \begin{cases} 0, & s > 1, \\ \infty, & 0 < s < 1, \end{cases}$$

for any  $s > 0$  and  $\mathbf{x}' \in \mathbb{R}_+^{d'}$ . □

## Proof of Proposition 5

*Proof.* Proposition 1 yields that  $\mathbf{X}' \mid \{S = K\}$  follows a  $d'$ -dimensional elliptical distribution with location vector  $\boldsymbol{\mu}_K$ , dispersion matrix  $\Sigma_K$  and density generator  $g_K$ . If  $g$  is regularly varying, then

$$\begin{aligned} \lim_{t \rightarrow \infty} \frac{f_{\mathbf{X}' \mid \{S=K\}}(t\mathbf{y}')}{f_{\mathbf{X}' \mid \{S=K\}}(t\mathbf{x}')} &= \lim_{t \rightarrow \infty} \frac{g_K(\frac{1}{2}(t\mathbf{y}' - \boldsymbol{\mu}_K)^\top \Sigma_K^{-1}(t\mathbf{y}' - \boldsymbol{\mu}_K))}{g_K(\frac{1}{2}(t\mathbf{x}' - \boldsymbol{\mu}_K)^\top \Sigma_K^{-1}(t\mathbf{x}' - \boldsymbol{\mu}_K))} \\ &= \lim_{t \rightarrow \infty} \frac{g(\frac{1}{2}t^2(\mathbf{y}' - \boldsymbol{\mu}_K/t)^\top \Sigma_K^{-1}(\mathbf{y}' - \boldsymbol{\mu}_K/t) + \Delta_K)}{g(\frac{1}{2}t^2(\mathbf{x}' - \boldsymbol{\mu}_K/t)^\top \Sigma_K^{-1}(\mathbf{x}' - \boldsymbol{\mu}_K/t) + \Delta_K)} \\ &= \lim_{t \rightarrow \infty} \frac{g(\frac{1}{2}t^2\mathbf{y}'^\top \Sigma_K^{-1}\mathbf{y}')}{g(\frac{1}{2}t^2\mathbf{x}'^\top \Sigma_K^{-1}\mathbf{x}')} = \lambda_g(\mathbf{x}'^\top \Sigma_K^{-1}\mathbf{x}', \mathbf{y}'^\top \Sigma_K^{-1}\mathbf{y}') = \lambda_K(\mathbf{x}', \mathbf{y}'), \end{aligned}$$

for any  $\mathbf{x}', \mathbf{y}' \in \mathbb{R}^{d'}$ , where the third equality comes from continuity of  $g$  and the fourth equality holds since  $\mathbf{x}'^\top \Sigma_K^{-1}\mathbf{x}', \mathbf{y}'^\top \Sigma_K^{-1}\mathbf{y}' > 0$ . Therefore,  $\mathbf{X}' \mid \{S = K\}$  is MRV( $\lambda_K$ ). For the rapidly varying case,

$$\lim_{t \rightarrow \infty} \frac{f_{\mathbf{X}' \mid \{S=K\}}(st\mathbf{x}')}{f_{\mathbf{X}' \mid \{S=K\}}(t\mathbf{x}')} = \lim_{t \rightarrow \infty} \frac{g(\frac{1}{2}t^2s^2\mathbf{x}'^\top \Sigma_K^{-1}\mathbf{x}')}{g(\frac{1}{2}t^2\mathbf{x}'^\top \Sigma_K^{-1}\mathbf{x}')} = \begin{cases} 0, & s > 1, \\ \infty, & 0 < s < 1, \end{cases}$$

for any  $s > 0$  and  $\mathbf{x}', \mathbf{y}' \in \mathbb{R}^{d'}$  since  $s > 1$  if and only if  $s^2 > 1$  and  $0 < s < 1$  if and only if  $0 < s^2 < 1$  for  $s > 0$ . Therefore,  $\mathbf{X}' \mid \{S = K\}$  is rapidly varying. □

## Proof of Proposition 6

*Proof.* 1. By Proposition 1,  $\mathbf{X}' \mid \{S = K\}$  follows a  $d'$ -dimensional elliptical distribution with location vector  $\boldsymbol{\mu}_K$ , dispersion matrix  $\Sigma_K$  and density generator  $g_K$ . Furthermore,  $g_K$  is decreasing if  $g$  is. Therefore, for  $0 < s \leq c_K t_K^* / \sqrt{|\Sigma_K|}$ ,

$$\begin{aligned} L_s(\mathbf{X}' \mid \{S = K\}) &= \left\{ \mathbf{x}' \in \mathbb{R}^{d'} : g_K\left(\frac{1}{2}(\mathbf{x}' - \boldsymbol{\mu}_K)^\top \Sigma_K^{-1}(\mathbf{x}' - \boldsymbol{\mu}_K)\right) \geq \frac{s\sqrt{|\Sigma_K|}}{c_K} \right\} \\ &= \left\{ \mathbf{x}' \in \mathbb{R}^{d'} : 0 \leq (\mathbf{x}' - \boldsymbol{\mu}_K)^\top \Sigma_K^{-1}(\mathbf{x}' - \boldsymbol{\mu}_K) \leq 2 \left\{ g^{-1}\left(\frac{s\sqrt{|\Sigma_K|}}{c_K}\right) - \Delta_K \right\} \right\}, \end{aligned}$$

which is a convex set with ellipsoid as surface. Moreover, when  $s^* = c_K t_K^* / \sqrt{|\Sigma_K|}$ , we have

$$L_{s^*}(\mathbf{X}' \mid \{S = K\}) = \left\{ \mathbf{x}' \in \mathbb{R}^{d'} : (\mathbf{x}' - \boldsymbol{\mu}_K)^\top \Sigma_K^{-1}(\mathbf{x}' - \boldsymbol{\mu}_K) = 0 \right\} = \{\boldsymbol{\mu}_K\}$$

and thus  $\mathbf{X}' \mid \{S = K\}$  has a mode  $\boldsymbol{\mu}_K$ .

2. For  $t > 0$  and  $\mathbf{x}' \in \mathbb{R}^{d'}$ , we have the equivalence relation:

$$\mathbf{x}' \in L_t(\mathbf{X}' \mid \{S = K\}) \quad \text{if and only if} \quad (\mathbf{x}', K - \mathbf{1}_{d'}^\top \mathbf{x}') \in L_{tf_S(K)}(\mathbf{X}) \quad (15)$$

since  $f_{\mathbf{X}' \mid \{S=K\}}(\mathbf{x}') = f_{\mathbf{X}}(\mathbf{x}', K - \mathbf{1}_{d'}^\top \mathbf{x}')/f_S(K)$  and thus

$$L_t(\mathbf{X}' \mid \{S = K\}) = \{\mathbf{x}' \in \mathbb{R}^{d'} : f_{\mathbf{X}' \mid \{S=K\}}(\mathbf{x}') \geq t\} = \{\mathbf{x}' \in \mathbb{R}^{d'} : f_{\mathbf{X}}(\mathbf{x}', K - \mathbf{1}_{d'}^\top \mathbf{x}') \geq tf_S(K)\}.$$

Suppose  $\mathbf{x}', \mathbf{y}' \in L_t(\mathbf{X}' \mid \{S = K\})$ . By (15), we have that  $(\mathbf{x}', K - \mathbf{1}_{d'}^\top \mathbf{x}'), (\mathbf{y}', K - \mathbf{1}_{d'}^\top \mathbf{y}') \in L_{tf_S(K)}(\mathbf{X})$ . Since  $\mathbf{X}$  is convex unimodal,  $L_{tf_S(K)}(\mathbf{X})$  is a convex set. Therefore, we have, for  $\theta \in (0, 1)$ , that

$$\begin{aligned} \theta(\mathbf{x}', K - \mathbf{1}_{d'}^\top \mathbf{x}') + (1 - \theta)(\mathbf{y}', K - \mathbf{1}_{d'}^\top \mathbf{y}') &= (\theta\mathbf{x}' + (1 - \theta)\mathbf{y}', \theta(K - \mathbf{1}_{d'}^\top \mathbf{x}') + (1 - \theta)(K - \mathbf{1}_{d'}^\top \mathbf{y}')) \\ &= (\theta\mathbf{x}' + (1 - \theta)\mathbf{y}', K - \mathbf{1}_{d'}^\top (\theta\mathbf{x}' + (1 - \theta)\mathbf{y}')) \in L_{tf_S(K)}(\mathbf{X}), \end{aligned}$$

which implies that  $\theta\mathbf{x}' + (1 - \theta)\mathbf{y}' \in L_t(\mathbf{X}' \mid S = K)$  by (15).  $\square$

## Proof of Proposition 7

*Proof.* 1. *Translation invariance:* Let  $\tilde{\mathbf{X}} = \mathbf{X} + \mathbf{c}$ ,  $\tilde{S} = S + \mathbf{1}_d^\top \mathbf{c}$  and  $\tilde{K} = K + \mathbf{1}_d^\top \mathbf{c}$ . Since  $f_{\mathbf{X}+\mathbf{c}}(\mathbf{x}) = f_{\mathbf{X}}(\mathbf{x} - \mathbf{c})$ , we have that

$$f_{\tilde{\mathbf{X}}' \mid \{\tilde{S}=\tilde{K}\}}(\tilde{\mathbf{x}}') = \frac{f_{(\tilde{\mathbf{X}}, \tilde{S})}(\tilde{\mathbf{x}}', \tilde{K})}{f_{\tilde{S}}(\tilde{K})} = \frac{f_{(\mathbf{X}', S)}(\tilde{\mathbf{x}}' - \mathbf{c}', K)}{f_S(K)} = f_{\mathbf{X}' \mid \{S=K\}}(\tilde{\mathbf{x}}' - \mathbf{c}').$$

Therefore, uniqueness of the maximizer of  $f_{\mathbf{X}' \mid \{S=K\}}$  implies that of  $f_{\tilde{\mathbf{X}}' \mid \{\tilde{S}=\tilde{K}\}}$ , and these maximizers are related via  $\mathbf{K}_M[\mathbf{X} + \mathbf{c}; \mathcal{K}_d(K + \mathbf{1}_d^\top \mathbf{c})] = \mathbf{K}_M[\mathbf{X}; \mathcal{K}_d(K)] + \mathbf{c}$ .

2. *Positive homogeneity:* Let  $\tilde{\mathbf{X}} = c\mathbf{X}$ ,  $\tilde{S} = cS$  and  $\tilde{K} = cK$ . Since  $f_{c\mathbf{X}}(\mathbf{x}) = f_{\mathbf{X}}(\mathbf{x}/c)$ , we have that

$$f_{\tilde{\mathbf{X}}' \mid \{\tilde{S}=\tilde{K}\}}(\tilde{\mathbf{x}}') = \frac{f_{(\tilde{\mathbf{X}}, \tilde{S})}(\tilde{\mathbf{x}}', \tilde{K})}{f_{\tilde{S}}(\tilde{K})} = \frac{f_{(\mathbf{X}', S)}(\tilde{\mathbf{x}}'/c, K)}{f_S(K)} = f_{\mathbf{X}' \mid \{S=K\}}(\tilde{\mathbf{x}}'/c).$$

As seen in the case of translation invariance, this equality implies that  $\tilde{\mathbf{X}} \in \mathcal{U}_d(\tilde{K})$  and  $\mathbf{K}_M[\mathbf{X}; \mathcal{K}_d(cK)] = c\mathbf{K}_M[\mathbf{X}; \mathcal{K}_d(K)]$ .

3. *Symmetry:* Without loss of generality, consider  $i = 1$  and  $j = 2$ . Let  $\tilde{\mathbf{X}} = (X_2, X_1, \mathbf{X}_{-(1,2)})$  and  $\tilde{S} = \mathbf{1}_d^\top \tilde{\mathbf{X}}$ , where  $\mathbf{x}_{-(1,2)}$  is a shorthand for  $(x_3, \dots, x_d)$  for  $\mathbf{x} \in \mathbb{R}^d$ . Then  $f_{\tilde{\mathbf{X}}}(\mathbf{x}) = f_{\mathbf{X}}(\tilde{\mathbf{x}})$  for  $\mathbf{x} = (x_1, x_2, \mathbf{x}_{-(1,2)}) \in \mathbb{R}^d$  and  $\tilde{\mathbf{x}} = (x_2, x_1, \mathbf{x}_{-(1,2)}) \in \mathbb{R}^d$ . Moreover, when  $\mathbf{X} \stackrel{d}{=} \tilde{\mathbf{X}}$ , we have  $\tilde{\mathbf{X}} \in \mathcal{U}_d(K)$  and  $f_{\tilde{\mathbf{X}}} = f_{\mathbf{X}}$ . Consequently, we have that

$$f_{\mathbf{X}' \mid \{S=K\}}(\mathbf{x}') = \frac{f_{\mathbf{X}}(\mathbf{x}', K - \mathbf{1}_{d'}^\top \mathbf{x}')}{f_S(K)} = \frac{f_{\tilde{\mathbf{X}}}(\mathbf{x}', K - \mathbf{1}_{d'}^\top \mathbf{x}')}{f_S(K)} = \frac{f_{\mathbf{X}}(\tilde{\mathbf{x}}', K - \mathbf{1}_{d'}^\top \tilde{\mathbf{x}}')}{f_S(K)} = f_{\mathbf{X}' \mid \{S=K\}}(\tilde{\mathbf{x}}'), \quad (16)$$

where the third equation holds since  $\mathbf{1}_{d'}^\top \mathbf{x}' = \mathbf{1}_{d'}^\top \tilde{\mathbf{x}}'$ . Now suppose  $\mathbf{K}_M[\mathbf{X}; \mathcal{K}_d(K)]_1 \neq \mathbf{K}_M[\mathbf{X}; \mathcal{K}_d(K)]_2$ . Then two distinct vectors  $\mathbf{K}_M[\mathbf{X}; \mathcal{K}_d(K)]$  and  $(\mathbf{K}_M[\mathbf{X}; \mathcal{K}_d(K)]_2, \mathbf{K}_M[\mathbf{X}; \mathcal{K}_d(K)]_1, \mathbf{K}_M[\mathbf{X}; \mathcal{K}_d(K)]_{-(1,2)})$  attain the maximum of  $f_{\mathbf{X}' \mid \{S=K\}}$  by (16). Since  $\mathbf{K}_M[\mathbf{X}; \mathcal{K}_d(K)]$  is obtained by the unique maximizer of  $f_{\mathbf{X}' \mid \{S=K\}}(\mathbf{x}')$ , this leads to a contradiction.

4. *Continuity:* When  $f_n$  is uniformly continuous and bounded for  $n = 1, 2, \dots$ , the sequence  $(f_n)$  is asymptotically uniformly equicontinuous and bounded in the sense introduced in Sweeting et al. (1986). Together with the assumption that  $\mathbf{X}_n \rightarrow \mathbf{X}$  weakly, Theorem 2 of Sweeting et al. (1986) implies that  $f_n \rightarrow f$  pointwise and uniformly in  $\mathbb{R}^d$  for the uniformly continuous density  $f$  of  $\mathbf{X}$ .

Define  $g_n(\mathbf{x}') = f_n(\mathbf{x}', K - \mathbf{1}_{d'}^\top \mathbf{x}')$  for  $n = 1, 2, \dots$  and  $g(\mathbf{x}') = f(\mathbf{x}', K - \mathbf{1}_{d'}^\top \mathbf{x}')$ ,  $\mathbf{x}' \in \mathbb{R}^{d'}$ . By (4) and since  $\mathbf{X}_n, \mathbf{X} \in \mathcal{U}_d(K)$ , the maximizers of  $g_n$  and  $g$  are uniquely determined. Denote them as  $\mathbf{x}_n^* = \operatorname{argmax}_{\mathbf{x} \in \mathbb{R}^{d'}} g_n(\mathbf{x})$  and  $\mathbf{x}^* = \operatorname{argmax}_{\mathbf{x} \in \mathbb{R}^{d'}} g(\mathbf{x})$ . By definition of  $\mathbf{x}_n^*$ , we have that

$$g_n(\mathbf{x}_n^*) \geq g_n(\mathbf{x}) \quad \text{for any } \mathbf{x} \in \mathbb{R}^{d'}.$$

Since  $g_n$  converges uniformly to  $g$ , it holds that

$$g(\limsup_{n \rightarrow \infty} \mathbf{x}_n^*) \geq g(\mathbf{x}) \quad \text{and} \quad g(\liminf_{n \rightarrow \infty} \mathbf{x}_n^*) \geq g(\mathbf{x}) \quad \text{for any } \mathbf{x} \in \mathbb{R}^{d'}.$$

If  $\limsup_{n \rightarrow \infty} \mathbf{x}_n^* > \liminf_{n \rightarrow \infty} \mathbf{x}_n^*$ , then two points attain the maximum of  $g$ , which contradicts the uniqueness of the maximizer of  $g$ . As a consequence,  $\limsup_{n \rightarrow \infty} \mathbf{x}_n^* = \liminf_{n \rightarrow \infty} \mathbf{x}_n^* = \lim_{n \rightarrow \infty} \mathbf{x}_n^* = \mathbf{x}^*$  and thus  $\lim_{n \rightarrow \infty} \mathbf{K}_M[\mathbf{X}_n; \mathcal{K}_d(K)] = \mathbf{K}_M[\mathbf{X}; \mathcal{K}_d(K)]$ .  $\square$

## B Modality and $s$ -concave densities

As we saw in Section 3.5, neither joint unimodality nor marginal unimodality imply the other. However, unimodality is preserved under marginalization for some specific class of densities, so-called the  $s$ -concave densities. In this appendix we briefly introduce the connection between unimodality and the  $s$ -concavity of the conditional distribution given a constant sum.

**Definition 6** ( $s$ -concavity). For  $s \in \mathbb{R}$ , a density  $f$  on  $\mathbb{R}^d$  is called  $s$ -concave on a convex set  $A \subseteq \mathbb{R}^d$  if

$$f(\theta \mathbf{x} + (1 - \theta)\mathbf{y}) \geq M_s(f(\mathbf{x}), f(\mathbf{y}); \theta), \quad \mathbf{x}, \mathbf{y} \in A, \quad \theta \in (0, 1),$$

where  $M_s$  is called the generalized mean defined, by continuity, as

$$M_s(a, b; \theta) = \begin{cases} \{\theta a^s + (1 - \theta)b^s\}^{1/s}, & 0 < s < \infty \text{ or } (-\infty < s < 0 \text{ and } ab \neq 0), \\ 0, & -\infty < s < 0 \text{ and } ab = 0, \\ a^\theta b^{1-\theta}, & s = 0, \\ a \wedge b, & s = -\infty, \\ a \vee b, & s = +\infty, \end{cases}$$

for  $s \in \mathbb{R}$ ,  $a, b \geq 0$  and  $\theta \in (0, 1)$ .

Definition 6 of  $s$ -concavity is based on densities and can be extended to a measure-based definition for distributions that do not admit a density; see Dharmadhikari and Joag-Dev (1988). For  $s = -\infty$ ,  $s$ -concavity is also known as *quasi-concavity* and 0-concavity is also known as *log-concavity*. By definition, for  $0 < s < \infty$ ,  $f$  is  $s$ -concave if and only if  $f^s$  is a concave function. As shown in Dharmadhikari and Joag-Dev (1988), the function  $s \mapsto M_s(a, b; \theta)$  is increasing for fixed  $(a, b; \theta)$ . From this we have that  $t$ -concavity of  $f$  implies  $s$ -concavity for  $s < t$ . Examples of  $s$ -concave densities include the skew-normal distribution (Balkema and Nolde, 2010), Wishart distribution, Dirichlet distribution with certain range of parameters (Dharmadhikari and Joag-Dev, 1988) and the uniform distribution on a convex set in  $\mathbb{R}^d$  (Norkin and Roenko, 1991).

Convex unimodality (Definition 3) is related to  $s$ -concavity since a density  $f$  is convex unimodal if and only if it is  $-\infty$ -concave (Dharmadhikari and Joag-Dev, 1988). Therefore,  $f$  is convex unimodal if it is  $s$ -concave for some  $s \in \mathbb{R}$ . Furthermore, it is straightforward to show that  $\mathbf{X}' \mid \{S = K\}$  has an  $s$ -concave density if  $\mathbf{X}$  has. As shown in Dharmadhikari and Joag-Dev (1988) and Saumard and Wellner (2014),  $s$ -concavity is preserved under marginalization, convolution and weak-limit for certain ranges of  $s \in \mathbb{R}$ . Therefore, convex unimodality can also be preserved under these operations if the density  $f_{\mathbf{X}}$  of  $\mathbf{X}$  is  $s$ -concave.

## C Properties which do not hold for MLA

In this appendix we summarize properties which intuitively hold but not for MLA in general.

### 1. Invariance under independence:

For two integers  $d, \tilde{d} \geq 2$ , consider a  $d$ -dimensional random vector  $\mathbf{X}$  with  $S = \mathbf{1}_d^\top \mathbf{X}$  and a  $\tilde{d}$ -dimensional random vector  $\tilde{\mathbf{X}}$  with  $\tilde{S} = \mathbf{1}_{\tilde{d}}^\top \tilde{\mathbf{X}}$ . For  $K, \tilde{K} > 0$ , we call the MLA *invariant under independence* if

$$\mathbf{K}_M((\mathbf{X}, \tilde{\mathbf{X}}); \mathcal{K}_{d+\tilde{d}}(K + \tilde{K})) = (\mathbf{K}_M(\mathbf{X}; \mathcal{K}_d(K)), \mathbf{K}_M(\tilde{\mathbf{X}}; \mathcal{K}_{\tilde{d}}(\tilde{K})))$$

provided that  $\mathbf{X}$  and  $\tilde{\mathbf{X}}$  are independent with each other. This property does not hold since

$$\begin{aligned} f_{(\mathbf{X}, \tilde{\mathbf{X}}) | \{S+\tilde{S}=K+\tilde{K}\}}((\mathbf{x}, \tilde{\mathbf{x}})) &= \frac{f_{\mathbf{X}, \tilde{\mathbf{X}}}(\mathbf{x}, \tilde{\mathbf{x}}) \mathbf{1}_{\{\mathbf{1}_d^\top \mathbf{x} + \mathbf{1}_{\tilde{d}}^\top \tilde{\mathbf{x}} = K + \tilde{K}\}}}{f_{S+\tilde{S}}(K + \tilde{K})} = \frac{f_{\mathbf{X}}(\mathbf{x}) f_{\tilde{\mathbf{X}}}(\tilde{\mathbf{x}}) \mathbf{1}_{\{\mathbf{1}_d^\top \mathbf{x} + \mathbf{1}_{\tilde{d}}^\top \tilde{\mathbf{x}} = K + \tilde{K}\}}}{f_{S+\tilde{S}}(K + \tilde{K})} \\ &\propto f_{\mathbf{X}}(\mathbf{x}) f_{\tilde{\mathbf{X}}}(\tilde{\mathbf{x}}) \mathbf{1}_{\{\cup_{\{(k, \tilde{k}) \in \mathbb{R}^2, k+\tilde{k}=K+\tilde{K}\}} \{\mathbf{1}_d^\top \mathbf{x} = k\} \cap \{\mathbf{1}_{\tilde{d}}^\top \tilde{\mathbf{x}} = \tilde{k}\}\}}, \end{aligned} \quad (17)$$

and

$$f_{\mathbf{X} | \{S=K\}}(\mathbf{x}) f_{\tilde{\mathbf{X}} | \{\tilde{S}=\tilde{K}\}}(\tilde{\mathbf{x}}) \propto f_{\mathbf{X}}(\mathbf{x}) \mathbf{1}_{\{\mathbf{1}_d^\top \mathbf{x} = K\}} f_{\tilde{\mathbf{X}}}(\tilde{\mathbf{x}}) \mathbf{1}_{\{\mathbf{1}_{\tilde{d}}^\top \tilde{\mathbf{x}} = \tilde{K}\}}, \quad (18)$$

are in general not equal (up to a constant). For example, let  $d = d'$  and  $\mathbf{X}$  and  $\tilde{\mathbf{X}}$  be two independent and identically distributed standard normal distributions. Then the maximum of (17) is attained at  $(K + \tilde{K}) \mathbf{1}_{2d}/2d$  whereas that of (18) is attained at  $(K \mathbf{1}_d/d, \tilde{K} \mathbf{1}_d/d)$ . These maximizers are not equal unless  $K = \tilde{K}$ .

### 2. Additivity under convolution:

Consider two independent  $d$ -dimensional random vectors  $\mathbf{X}$  and  $\tilde{\mathbf{X}}$  with  $S = \mathbf{1}_d^\top \mathbf{X}$  and  $\tilde{S} = \mathbf{1}_{\tilde{d}}^\top \tilde{\mathbf{X}}$ . For  $K, \tilde{K} > 0$ , we call  $\mathbf{K}_M$  *additive under convolution* if

$$\mathbf{K}_M(\mathbf{X} + \tilde{\mathbf{X}}; \mathcal{K}_d(K + \tilde{K})) = \mathbf{K}_M(\mathbf{X}; \mathcal{K}_d(K)) + \mathbf{K}_M(\tilde{\mathbf{X}}; \mathcal{K}_d(\tilde{K})).$$

This property does not hold in general; for example, let  $\mathbf{X} \sim N_d(\boldsymbol{\mu}, \Sigma)$  and  $\tilde{\mathbf{X}} \sim N_d(\tilde{\boldsymbol{\mu}}, \tilde{\Sigma})$  be two independent normal random vectors for  $\boldsymbol{\mu}, \tilde{\boldsymbol{\mu}} \in \mathbb{R}^d$  and  $\Sigma, \tilde{\Sigma} \in \mathcal{M}_+^{d \times d}$ . By Proposition 1, Equation (6), and Proposition 6, Part 1, we have that

$$\mathbf{K}_M(\mathbf{X}; \mathcal{K}_d(K)) = \boldsymbol{\mu}' + \frac{K - \mu_S}{\sigma_S^2} (\Sigma \mathbf{1}_d)' \quad \text{and} \quad \mathbf{K}_M(\tilde{\mathbf{X}}; \mathcal{K}_d(\tilde{K})) = \tilde{\boldsymbol{\mu}}' + \frac{\tilde{K} - \mu_{\tilde{S}}}{\sigma_{\tilde{S}}^2} (\tilde{\Sigma} \mathbf{1}_d)'.$$

Similarly, since  $\mathbf{X} + \tilde{\mathbf{X}} \sim N_d(\boldsymbol{\mu} + \tilde{\boldsymbol{\mu}}, \Sigma + \tilde{\Sigma})$ , we have that  $\sigma_{S+\tilde{S}}^2 = \sigma_S^2 + \sigma_{\tilde{S}}^2$  and that

$$\begin{aligned} \mathbf{K}_M(\mathbf{X} + \tilde{\mathbf{X}}; \mathcal{K}_d(K + \tilde{K})) &= \boldsymbol{\mu}' + \tilde{\boldsymbol{\mu}}' + \frac{K + \tilde{K} - (\mu_S + \mu_{\tilde{S}})}{\sigma_S^2 + \sigma_{\tilde{S}}^2} ((\Sigma + \tilde{\Sigma}) \mathbf{1}_d)' \\ &= \boldsymbol{\mu}' + \tilde{\boldsymbol{\mu}}' + \left( \frac{\sigma_{\tilde{S}}^2}{\sigma_S^2 + \sigma_{\tilde{S}}^2} \frac{K - \mu_S}{\sigma_S^2} + \frac{\sigma_S^2}{\sigma_S^2 + \sigma_{\tilde{S}}^2} \frac{\tilde{K} - \mu_{\tilde{S}}}{\sigma_{\tilde{S}}^2} \right) ((\Sigma + \tilde{\Sigma}) \mathbf{1}_d)', \end{aligned}$$

which is not equal to  $\mathbf{K}_M(\mathbf{X}; \mathcal{K}_d(K)) + \mathbf{K}_M(\tilde{\mathbf{X}}; \mathcal{K}_d(\tilde{K}))$  unless, for instance,  $\Sigma = \tilde{\Sigma}$ .

## D Simulation of $\mathbf{X} \mid \{S = K\}$ with MCMC

Efficient simulation of the conditional distribution of  $\mathbf{X}$  given a constant sum  $\{S = K\}$  for  $K \in \mathbb{R}$  is a challenging task in general. In Section 2.2 and Section 5, the constraint  $\{S = K\}$  was replaced by  $\{K - \delta < S < K + \delta\}$  for a small  $\delta > 0$  so that  $P(K - \delta < S < K + \delta) > 0$ . However, this modification distorts the conditional distribution  $\mathbf{X} \mid \{S = K\}$  and the resulting estimates of risk allocations suffer from inevitable biases. To overcome this issue, we briefly review MCMC methods, specifically the *Metropolis-Hastings (MH)* algorithm, and then demonstrate their efficiency for simulating  $\mathbf{X} \mid \{S = K\}$ .

## D.1 MCMC methods

As mentioned in Section 2.1, it suffices to simulate  $\mathbf{X}' \mid \{S = K\} = (X_1, \dots, X_{d'}) \mid \{S = K\}$  for  $d' = d - 1$ . Assume that  $\mathbf{X}' \mid \{S = K\}$  admits a density (4). We call this density the *target density* and denote it as  $\pi$ . In the MCMC approach a Markov chain is constructed such that its stationary distribution is  $\pi$ . Constructing such a Markov chain can be achieved by the MH algorithm as we now explain. From the current state  $\mathbf{X}'_n$ , a candidate  $\mathbf{Y}'_n$  of the next state is simulated from  $q(\mathbf{X}'_n, \cdot)$  where  $q(\mathbf{x}', \mathbf{y}')$ ,  $\mathbf{x}', \mathbf{y}' \in \mathbb{R}^{d'}$  is called the *proposal density* satisfying the two conditions: (i)  $\mathbf{x}' \mapsto q(\mathbf{x}', \mathbf{y}')$  is measurable for all  $\mathbf{y}' \in \mathbb{R}^{d'}$  and (ii)  $\mathbf{y}' \mapsto q(\mathbf{x}', \mathbf{y}')$  is a density function for all  $\mathbf{x}' \in \mathbb{R}^{d'}$ . The candidate is accepted, that is,  $\mathbf{X}'_{n+1} = \mathbf{Y}'_n$ , with probability  $\alpha(\mathbf{X}'_n, \mathbf{Y}'_n)$  where

$$\alpha(\mathbf{x}', \mathbf{y}') = 1 \wedge \frac{q(\mathbf{x}', \mathbf{y}')\pi(\mathbf{y}')}{q(\mathbf{y}', \mathbf{x}')\pi(\mathbf{x}')} = 1 \wedge \frac{q(\mathbf{x}', \mathbf{y}')f_{\mathbf{X}}(\mathbf{y}', K - \mathbf{1}_{d'}^\top \mathbf{y}')}{q(\mathbf{y}', \mathbf{x}')f_{\mathbf{X}}(\mathbf{x}', K - \mathbf{1}_{d'}^\top \mathbf{x}')}, \quad (19)$$

and otherwise the chain stays at the current state  $\mathbf{X}'_{n+1} = \mathbf{X}'_n$ . Calculation of the *acceptance probability* (19) is often possible since it does not depend on  $f_S(K)$ . The resulting Markov chain is shown to have  $\pi$  as a stationary distribution and thus  $\mathbf{X}'_1, \mathbf{X}'_2, \dots$  can be used as samples from  $\pi$  in order to estimate Euler and maximum likelihood allocations.

An appropriate choice of  $q$  is important since MCMC samples are typically positively correlated due to the acceptance-rejection procedure. At the  $n$ th iteration,  $\rho(\mathbf{X}'_n, \mathbf{X}'_{n+1}) = 1$  if the candidate is rejected. To avoid this,  $\alpha$  needs to be maintained high, and thus a candidate  $\mathbf{Y}'_n \sim q(\mathbf{X}'_n, \cdot)$  is required to not to change the level of  $\pi$  too much. Therefore, to reduce positive correlation among MCMC samples,  $q$  must reflect properties of  $\pi$ , such as the shape of its support, tail-heaviness and modality, which are investigated in Section 3. First, the support of  $\pi$  must be taken into account since a candidate outside of  $\text{supp}(\pi)$  is immediately rejected. Second, tail-heaviness of  $\pi$  requires specific design of  $q$  since most standard MCMC methods such as random walk MH, independent MH, Gibbs samplers and the Hamiltonian Monte Carlo method cannot guarantee the theoretical convergence when  $\pi$  is heavy-tailed. Finally, multimodality of  $\pi$  also requires to be handled specifically since the chain needs to traverse from one mode to another to sample from the entire support of  $\pi$ .

## D.2 An application of MCMC to core allocation

In this section we compute the Euler allocation and MLA on the restricted set of allocations called the (*atomic*) *core* defined by

$$\mathcal{K}_d^C(K; r) = \{\mathbf{x} \in \mathbb{R}^d : \mathbf{1}_d^\top \mathbf{x} = K, \boldsymbol{\lambda}^\top \mathbf{x} \leq r(\boldsymbol{\lambda}), \boldsymbol{\lambda} \in \{0, 1\}^d\} \subseteq \mathcal{K}_d(K),$$

where  $r : \{0, 1\}^d \rightarrow \mathbb{R}$  is called a *participation profile function* typically determined as  $r(\boldsymbol{\lambda}) = \varrho(\boldsymbol{\lambda}^\top \mathbf{X})$  for a  $d$ -dimensional loss random vector  $\mathbf{X}$ . We call an element of  $\mathcal{K}_d^C(K; r)$  a *core allocation*. As explained in Denault (2001), core allocations possess an important property as risk allocations, that is, any subportfolio of  $\mathbf{X} = (X_1, \dots, X_d)$  of the form  $(\lambda_1 X_1, \dots, \lambda_d X_d)$  gains benefit of capital reduction from managing risk as a portfolio  $\mathbf{X}$ . In fact, for a participation profile  $\boldsymbol{\lambda} = (\lambda_1, \dots, \lambda_d)$  where  $\lambda_j \in \{0, 1\}$  represents the presence ( $\lambda_j = 1$ ) or the absence ( $\lambda_j = 0$ ) of the  $j$ th entity, the total amount of capital required to cover the loss  $\boldsymbol{\lambda}^\top \mathbf{X}$  is  $\boldsymbol{\lambda}^\top \mathbf{x}$  for an allocation  $\mathbf{x} \in \mathcal{K}_d(K)$ . The value  $r(\boldsymbol{\lambda}) = \varrho(\boldsymbol{\lambda}^\top \mathbf{X})$  is interpreted as a stand-alone capital that would have been required if the total loss  $\boldsymbol{\lambda}^\top \mathbf{X}$  had been managed individually. Therefore, under the core allocation  $\mathbf{x} \in \mathcal{K}_d^C(K; r)$ , the subportfolio  $(\lambda_1 X_1, \dots, \lambda_d X_d)$  gains benefit of capital reduction by  $\boldsymbol{\lambda}^\top \mathbf{x}$  in comparison to  $r(\boldsymbol{\lambda})$ .

Given  $K, r$  and the joint loss  $\mathbf{X}$ , we are interested in calculating the core-compatible versions of Euler allocation  $\mathbb{E}[\mathbf{X} \mid \{\mathbf{X} \in \mathcal{K}_d^C(K; r)\}]$ , MLA  $\mathbf{K}_M[\mathbf{X}; \mathcal{K}_d^C(K; r)]$  and local modes of  $f_{\mathbf{X} \mid \{\mathbf{X} \in \mathcal{K}_d^C(K; r)\}}$  if they exist. However, generating a large number of samples from  $\mathbf{X}' \mid \{\mathbf{X} \in \mathcal{K}_d^C(K; r)\}$  is computationally involved since an unconditional sample  $\mathbf{X}$  is first filtered by the condition  $\mathbf{X} \in \{\mathbf{x} \in \mathbb{R}^d : K - \delta < \mathbf{1}_d^\top \mathbf{x} < K + \delta\} := \mathcal{K}_d(K, \delta)$  for a small  $\delta > 0$ , and then filtered again by the core condition  $\boldsymbol{\lambda}^\top \mathbf{x} \leq r(\boldsymbol{\lambda})$  for all possible  $\boldsymbol{\lambda} \in \{0, 1\}^d$ . To overcome the issue, we utilize an MCMC method (the *Hamiltonian Monte Carlo (HMC) method with reflection*) to directly simulate  $f_{\mathbf{X}' \mid \{\mathbf{X} \in \mathcal{K}_d^C(K; r)\}}$ . Note that the support of  $\mathbf{X}' \mid \{\mathbf{X} \in \mathcal{K}_d^C(K; r)\}$  is a projection of  $\mathcal{K}_d^C(K; r)$  onto  $\mathbb{R}^{d'}$ , which is an intersection of hyperplanes  $\{\mathbf{x}' \in \mathbb{R}^{d'} : \boldsymbol{\lambda}^\top (\mathbf{x}', K - \mathbf{1}_{d'}^\top \mathbf{x}') \leq$

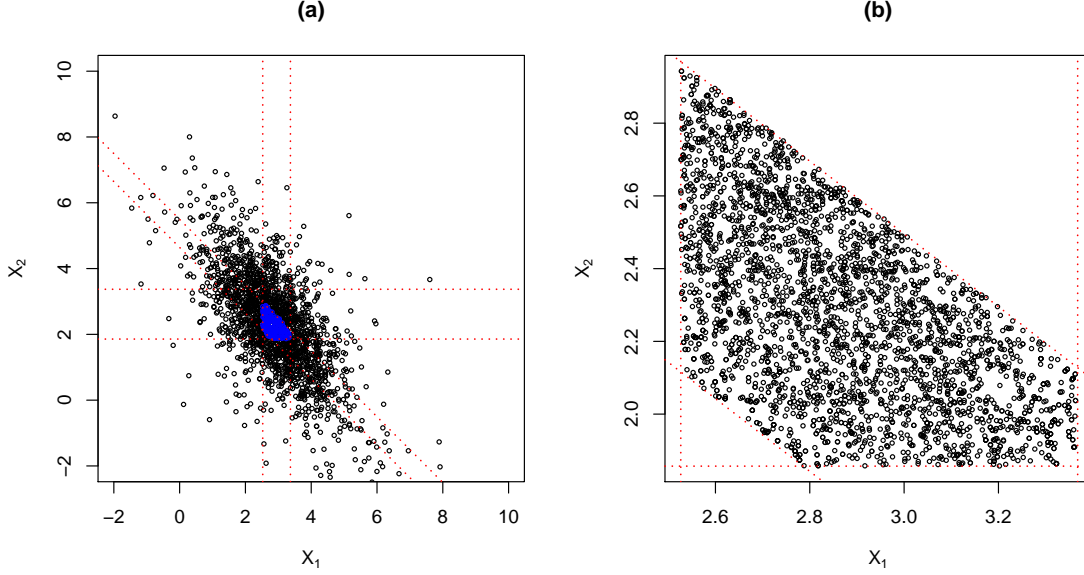


Figure 4: Scatter plots of (a) MC samples from  $\mathbf{X}' \mid \{\mathbf{X} \in \mathcal{K}_d(K, \delta)\}$  (black) and  $\mathbf{X}' \mid \{\mathbf{X} \in \mathcal{K}_d^C(K, \delta; r)\}$  (blue), and of (b) MCMC samples from  $\mathbf{X}' \mid \{\mathbf{X} \in \mathcal{K}_d^C(K; r)\}$  (black) where  $\mathbf{X} \sim t_\nu(\mathbf{0}_d, P)$  with  $d = 3$ ,  $\nu = 5$  and  $P = (\rho_{i,j})$  being a correlation matrix with  $\rho_{1,2} = \rho_{2,3} = 1/3$  and  $\rho_{1,3} = 2/3$ ,  $r(\boldsymbol{\lambda}) = \text{VaR}_p(\boldsymbol{\lambda}^\top \mathbf{X})$  with  $p = 0.99$  for  $\boldsymbol{\lambda} \in \{0, 1\}^3$ ,  $K = r(\mathbf{1}_3)$  and  $\delta = 0.001$ . Red lines indicate  $\{\mathbf{x}' \in \mathbb{R}^2 : \boldsymbol{\lambda}^\top(\mathbf{x}', K - \mathbf{1}_2^\top \mathbf{x}') = r(\boldsymbol{\lambda})\}$  for  $\boldsymbol{\lambda} \in \{0, 1\}^3$ .

$r(\boldsymbol{\lambda})$  for  $\boldsymbol{\lambda} \in \{0, 1\}^d$ . In the HMC method, a candidate is proposed according to the so-called Hamiltonian dynamics, and the chain reflects at the boundaries  $\{\mathbf{x}' \in \mathbb{R}^{d'} : \boldsymbol{\lambda}^\top(\mathbf{x}', K - \mathbf{1}_{d'}^\top \mathbf{x}') = r(\boldsymbol{\lambda})\}$ ,  $\boldsymbol{\lambda} \in \{0, 1\}^d$  so that it does not violate the support constraint; see Koike and Hofert (2020) for details.

For a numerical experiment, let  $\mathbf{X} \sim t_\nu(\mathbf{0}_d, P)$  with  $d = 3$ ,  $\nu = 5$  and  $P = (\rho_{ij})$  being a correlation matrix with  $\rho_{12} = \rho_{23} = 1/3$  and  $\rho_{13} = 2/3$ . For  $p = 0.99$ , we set  $r(\boldsymbol{\lambda}) = \text{VaR}_p(\boldsymbol{\lambda}^\top \mathbf{X})$  for  $\boldsymbol{\lambda} \in \{0, 1\}^3$  and  $K = r(\mathbf{1}_3)$ . For  $\delta = 0.001$ , we first generate  $N_{\text{MC}} = 10^6$  samples from  $\mathbf{X}$  and estimate  $K$  and  $(r(\boldsymbol{\lambda}), \boldsymbol{\lambda} \in \{0, 1\}^3)$  from these samples. Then we extract samples of  $\mathbf{X}$  falling in the region

$$\mathcal{K}_d^C(K, \delta; r) = \mathcal{K}_d(K, \delta) \cap \{\mathbf{x} \in \mathbb{R}^d : \boldsymbol{\lambda}^\top \mathbf{x} \leq r(\boldsymbol{\lambda}), \boldsymbol{\lambda} \in \{0, 1\}^3 \setminus \{\mathbf{1}_3\}\}.$$

Figure 4 (a) shows the first two components of the MC samples from  $\mathbf{X}$  and the conditional samples falling in  $\mathcal{K}_d^C(K, \delta; r)$ . Among the  $N_{\text{MC}} = 10^6$  samples, 2000 samples were contained in  $\mathcal{K}_d(K, \delta)$  and only 189 samples fell in  $\mathcal{K}_d^C(K, \delta; r)$ . Therefore, this crude simulation method is not efficient since 99.98% of the unconditional samples are discarded.

Instead, we conduct an MCMC simulation to generate  $N_{\text{MCMC}} = 10^4$  samples directly from  $\mathbf{X} \mid \{\mathbf{X} \in \mathcal{K}_d^C(K; r)\}$ . Hyperparameters of the HMC method are estimated based on the 189 MC samples; see Koike and Hofert (2020). The resulting stepsize and integration time are  $\varepsilon = 0.105$  and  $T = 24$ , respectively. It took 49.534 seconds to simulate a Markov chain with length  $N_{\text{MCMC}} = 10^4$  on a MacBook Air with 1.4 GHz Intel Core i5 processor and 4 GB 1600 MHz of DDR3 RAM. The resulting acceptance rate was 0.866 and serial correlations were below 0.03 at lag 1. Based on these inspections we conclude that the MCMC method performed correctly. The first 3000 MCMC samples of  $\mathbf{X}' \mid \{\mathbf{X} \in \mathcal{K}_d^C(K; r)\}$  are plotted in Figure 4 (b).

By Proposition 1,  $\mathbf{X}' \mid \{\mathbf{X} \in \mathcal{K}_d(K)\}$  still follows a multivariate Student  $t$  distribution, and thus the mode of this conditional distribution is uniquely determined by  $\mathbf{K}_M[\mathbf{X}; \mathcal{K}_d(K)] = \mathbb{E}[\mathbf{X} \mid \{\mathbf{X} \in \mathcal{K}_d(K)\}]$  by Part 1 of Proposition 6. Moreover, when this point is contained in the core  $\mathcal{K}_d^C(K; r)$ , we have  $\mathbf{K}_M[\mathbf{X}; \mathcal{K}_d(K)] = \mathbf{K}_M[\mathbf{X}; \mathcal{K}_d^C(K; r)]$  since the distributions of  $\mathbf{X} \mid \{\mathbf{X} \in \mathcal{K}_d(K)\}$  and  $\mathbf{X} \mid \{\mathbf{X} \in \mathcal{K}_d^C(K; r)\}$  share the same mode. We check these observations numerically by calculating the corresponding estimates.

Table 4 summarizes the MC and MCMC estimates and standard errors of the Euler and maximum

Table 4: Monte Carlo (superscript “MC”) and Markov chain Monte Carlo (superscript “MCMC”) estimates and standard errors of the Euler and maximum likelihood allocations on  $\mathcal{K}_d(K)$  and those on the atomic core  $\mathcal{K}_d^C(K; r)$ . The MC sample size of the unconditional sample  $\mathbf{X}$  is  $N_{\text{MC}} = 10^6$  and the sample size of the conditional sample  $\mathbf{X} \mid \{\mathbf{X} \in \mathcal{K}_d^C(K; r)\}$  in the MCMC method is  $N_{\text{MCMC}} = 10^4$ .

	Estimator			Standard error		
	$X_1$	$X_2$	$X_3$	$X_1$	$X_2$	$X_3$
$\hat{\mathbb{E}}^{\text{MC}}[\mathbf{X} \mid \{\mathbf{X} \in \mathcal{K}_d(K)\}]$	2.865	2.310	2.846	0.026	0.034	0.026
$\hat{\mathbf{K}}_{\text{M}}^{\text{MC}}[\mathbf{X}; \mathcal{K}_d(K)]$	2.861	2.366	2.793	–	–	–
$\hat{\mathbb{E}}^{\text{MC}}[\mathbf{X} \mid \{\mathbf{X} \in \mathcal{K}_d^C(K; r)\}]$	2.852	2.267	2.903	0.016	0.019	0.016
$\hat{\mathbf{K}}_{\text{M}}^{\text{MC}}[\mathbf{X}; \mathcal{K}_d^C(K; r)]$	2.838	2.262	2.920	–	–	–
$\hat{\mathbb{E}}^{\text{MCMC}}[\mathbf{X} \mid \{\mathbf{X} \in \mathcal{K}_d^C(K; r)\}]$	2.876	2.269	2.877	0.002	0.003	0.002
$\hat{\mathbf{K}}_{\text{M}}^{\text{MCMC}}[\mathbf{X}; \mathcal{K}_d^C(K; r)]$	2.866	2.283	2.871	–	–	–

likelihood allocations on  $\mathcal{K}_d(K)$  and those on the atomic core  $\mathcal{K}_d^C(K; r)$ . MC estimates are calculated based on the samples in Figure 4 (a) and MCMC estimates are computed based on the samples in Figure 4 (b). As expected by theory, the MC estimates of  $\mathbf{K}_{\text{M}}[\mathbf{X}; \mathcal{K}_d(K)]$  and  $\mathbb{E}[\mathbf{X} \mid \{\mathbf{X} \in \mathcal{K}_d(K)\}]$  were close to each other. We can also observe that the MC and MCMC estimates are close to each other for all the estimators. The standard errors of the MCMC estimator of  $\mathbb{E}[\mathbf{X} \mid \{\mathbf{X} \in \mathcal{K}_d^C(K; r)\}]$  were smaller than those of the MC estimator because of sample efficiency. Provided that  $\hat{\mathbf{K}}_{\text{M}}^{\text{MC}}[\mathbf{X}; \mathcal{K}_d(K)]$  belongs to the core  $\mathcal{K}_d^C(K; r)$ , we expect an estimate of  $\mathbf{K}_{\text{M}}[\mathbf{X}; \mathcal{K}_d^C(K; r)]$  to be close to  $\hat{\mathbf{K}}_{\text{M}}^{\text{MC}}[\mathbf{X}; \mathcal{K}_d(K)]$ . Although this was the case for both of the MC and MCMC estimates of  $\mathbf{K}_{\text{M}}[\mathbf{X}; \mathcal{K}_d^C(K; r)]$ , the MCMC estimate was slightly closer to  $\hat{\mathbf{K}}_{\text{M}}^{\text{MC}}[\mathbf{X}; \mathcal{K}_d(K)]$  than the MC estimate. Consequently, the MCMC estimator of  $\mathbf{K}_{\text{M}}[\mathbf{X}; \mathcal{K}_d^C(K; r)]$  is less biased than the MC estimator.