

Potential Model for Σ_u^- Hybrid Meson State

Nosheen Akbar* and Saba Noor†

**Department of Physics, COMSATS University Islamabad, Lahore Campus, Lahore(54000), Pakistan.*

†*Centre For High Energy Physics, University of the Punjab, Lahore(54590), Pakistan.*

Abstract

In this paper, lattice simulations are used to propose a potential model for gluonic excited Σ_u^- states of bottomonium meson. This proposed model is used to calculate radial wave functions, masses and radii of Σ_u^- bottomonium hybrid mesons. Here, gluonic field between a quark and an antiquark is treated as in the Born-Oppenheimer expansion, and Schrödinger equation is numerically solved employing shooting method. Results of calculated masses for Σ_u^- state are in quite good agreement with the lattice simulations.

Keywords: Meson, gluonic excitations, Potential model, QCD

I. INTRODUCTION

Static quark potential models play important role in the understanding of Quantum chromodynamics. A hybrid static potential is defined as a potential of a static quark-antiquark pair with the gluonic field in the excited states. These hybrid static potentials for different states of mesons are computed in refs. [1][2][3][4][5]. Hybrid static potentials are characterized by quantum numbers, Λ , η , and ϵ , where Λ is the projection of the total angular momentum of gluons and for $\Lambda = 0, \pm 1, \pm 2, \pm 3, \dots$, meson states are represented as Σ, Π, Δ and so on [1]. η is the combination of parity and charge and for $\eta = P \circ C = +, -$, states are labelled by sub-script g, u [1]. ϵ is the eigen value corresponding to the operator P and is equal to $+, -$. Parity and charge for hybrid static potentials are defined as [1]

$$P = \epsilon(-1)^{L+\Lambda+1}, C = \epsilon\eta(-1)^{L+\Lambda+S}, \quad (1)$$

The low-lying static potential states are labelled as $\Sigma_g^+, \Sigma_g^-, \Sigma_u^+, \Sigma_u^-, \Pi_g, \Pi_u, \Delta_g, \Delta_u$ and so on[1]. Σ_g^+ is the low-lying potential state with ground state gluonic field and is approximated by a coulomb plus linear potential. The Π_u and Σ_u^- are the $Q\bar{Q}$ potential states with low lying gluonic excitations. Linear plus coulombic potential model is extended in [6] for Π_u states by fitting the suggested ansatz with lattice data[5] and the extended model is tested by finding properties of mesons for a variety of J^{PC} states in refs.[6, 7, 8, 9]. In this Paper, linear plus coulombic potential model is extended for lowest excited hybrid state, Σ_u^- by fitting the lattice data [1] with the suggested analytical expression (ansatz). The validity of suggested ansatz is tested by calculating the spectrum of Σ_u^- states and comparing it with lattice results. For this purpose, Born-Oppenheimer formalism and adiabatic approximation is used. Relativistic corrections in the masses are incorporated through perturbation theory.

*e mail: nosheenakbar@cuilahore.edu.pk, noshinakbar@yahoo.com

†e mail: sabanoor87@gmail.com

Heavy hybrid mesons have been studied using theoretical approaches like lattice QCD [1, 2, 3, 5, 10], constituent gluon model [11, 12, 13], QCD sum rule [14, 15, 16, 17, 18, 19, 20, 21] and Bethe-Salpeter equation [22].

The paper is organised as: In the section II of this paper, Potential model for Σ_g^+ state is discussed while the proposed potential model for Σ_u^- is defined in section III. The methodology to find radial wave functions, spectrum and radii is explained in section IV, while the discussion on results and concluding remarks are written in section V.

II. POTENTIAL MODEL FOR Σ_g^+ STATES

Σ_g^+ is the quarkonium state with ground state gluonic field and potential model for this state is defined as [23] :

$$V(r) = \frac{-4\alpha_s}{3r} + br + \frac{32\pi\alpha_s}{9m_b m_{\bar{b}}} \left(\frac{\sigma}{\sqrt{\pi}}\right)^3 e^{-\sigma^2 r^2} \mathbf{S}_b \cdot \mathbf{S}_{\bar{b}} + \frac{4\alpha_s}{m_b^2 r^3} S_T + \frac{1}{m_b^2} \left(\frac{2\alpha_s}{r^3} - \frac{b}{2r}\right) \mathbf{L} \cdot \mathbf{S}. \quad (2)$$

Here $\frac{-4\alpha_s}{3r}$ describes coulomb like interaction while linear term br is due to linear confinement. The term with $\mathbf{S}_b \cdot \mathbf{S}_{\bar{b}}$ is equal to

$$\mathbf{S}_b \cdot \mathbf{S}_{\bar{b}} = \frac{S(S+1)}{2} - \frac{3}{4} \quad (3)$$

$\mathbf{L} \cdot \mathbf{S}$ describes the spin orbit interactions defined as :

$$\mathbf{L} \cdot \mathbf{S} = [J(J+1) - L(L+1) - S(S+1)]/2, \quad (4)$$

S_T is the tensor operator defined in [23] as :

$$\langle {}^3L_J | S_T | {}^3L_J \rangle = \begin{cases} -\frac{1}{6(2L+3)}, J = L+1 \\ +\frac{1}{6}, J = L \\ -\frac{L+1}{6(2L-1)}, J = L-1 \end{cases}, \quad (5)$$

Here, L is the relative orbital angular momentum of the quark-antiquark and S is the total spin angular momentum. Spin-orbit and colour tensor terms are equal to zero [23] for $L = 0$. m_b is the constituent mass of bottom quark.

III. POTENTIAL MODEL FOR Σ_u^- STATES

Static potentials for different states of mesons (conventional and hybrid) are computed by lattice simulations. In Figure 3 of ref.[5], static potentials of various states are plotted with respect to quark-antiquark separation. In this paper, potential model (defined in eq. 2) is extended for Σ_u^- state by adding the following ansatz:

$$V_{\Sigma}(r) = A' \exp(-B'r^{P'}) + C', \quad (6)$$

whose parameters are found by fitting it with the lattice data [5] obtained by taking difference between Σ_g^+ and Σ_u^- states. The best fitted values of parameters are:

$$A' = 11.5917\text{GeV}, \quad B' = 4.6119, \quad P' = 0.2810, \quad C' = 0.9589. \quad (7)$$

With these parameters, dimensionless χ^2 , defined as :

$$\chi^2 = \frac{\sum_{i=1}^n (\varepsilon_i - A' \exp[-B'r_i^{P'}])^2}{\sum_{i=1}^n \varepsilon_i^2}, \quad (8)$$

is found to be 0.0000296 for proposed model and lattice data[5]. Here, $i = 1, 2, 3, \dots, n$ is the number of data points. Proposed model ($V_{\Sigma}(r)$) and lattice data for difference between (Σ_g^+) and Σ_u^- potential states are shown in Figure 1.

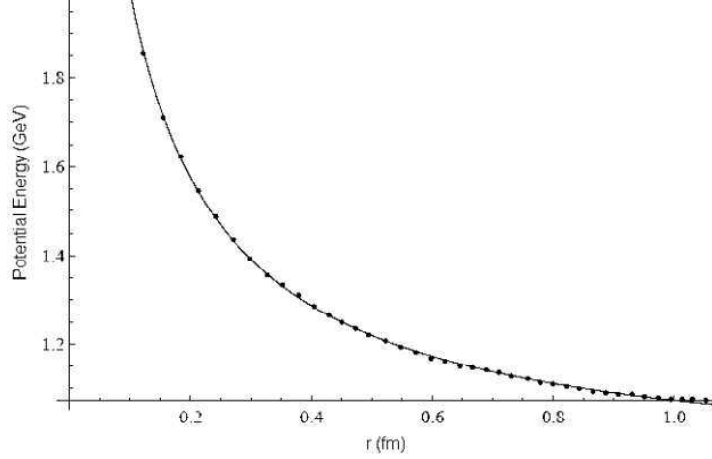


Figure 1: Curves for potential energy differences between Σ_g^+ and Σ_u^- states. Points represent the potential energy difference taken from ref. [5] and solid line represents our proposed model

IV. CHARACTERISTICS OF Σ_u^- HYBRID BOTTOMONIUM STATES

1. Radial wave function of Σ_g^+ and Σ_u^- states

For Σ_g^+ state, radial Schrodinger equation is written as :

$$U''(r) + 2\mu \left(E - V(r) - \frac{L(L+1)}{2\mu r^2} \right) U(r) = 0, \quad (9)$$

where $V(r)$ is defined above in eq. (2). Here $U(r) = rR(r)$, where $R(r)$ is the radial wave function. To find numerical solutions of the Schrödinger equation for Σ_g^+ states, shooting method is used. At small distance ($r \rightarrow 0$), wave function becomes unstable due to very strong attractive potential. This problem is solved by applying smearing of position co-ordinates by using the method discussed in ref. [24]. To calculate the radial wave functions, parameters $\alpha_s = 0.36$, $b = 0.1340 \text{ GeV}^2$, $\sigma = 1.34 \text{ GeV}$, $m_b = 4.825 \text{ GeV}$ are taken from ref.[8].

For Σ_u^- bottomonium hybrid states, radial Schrodinger equation can be modified as:

$$U''(r) + 2\mu \left(E - V(r) - A' \exp(-B'r^{P'}) - C' - \frac{L(L+1) - 2\Lambda^2 + \langle J_g^2 \rangle}{2\mu r^2} \right) U(r) = 0, \quad (10)$$

Here, $\langle J_g^2 \rangle$ is the square of gluon angular momentum and $\langle J_g^2 \rangle = 2$ [1] for Σ_u^- state. Λ is the projection of gluon angular momentum and $\Lambda = 0$ [1] for Σ_u^- state. Numerical solutions of the Schrödinger equation for Σ_u^- states are found by the same method as discussed above and resultant radial wave functions with different j^{PC} are shown in Figure. 2 and Figure 3. The quantum numbers (L and S) for these states are given below in Table 1.

2. Spectrum of Σ_u^- state

To check the validity of our model, masses of bottomonium mesons are calculated for Σ_u^- states. To calculate the mass of a $b\bar{b}$ state, the constituent quark masses are added to the energy E , i.e;

$$m_{b\bar{b}} = 2m_b + E, \quad (11)$$

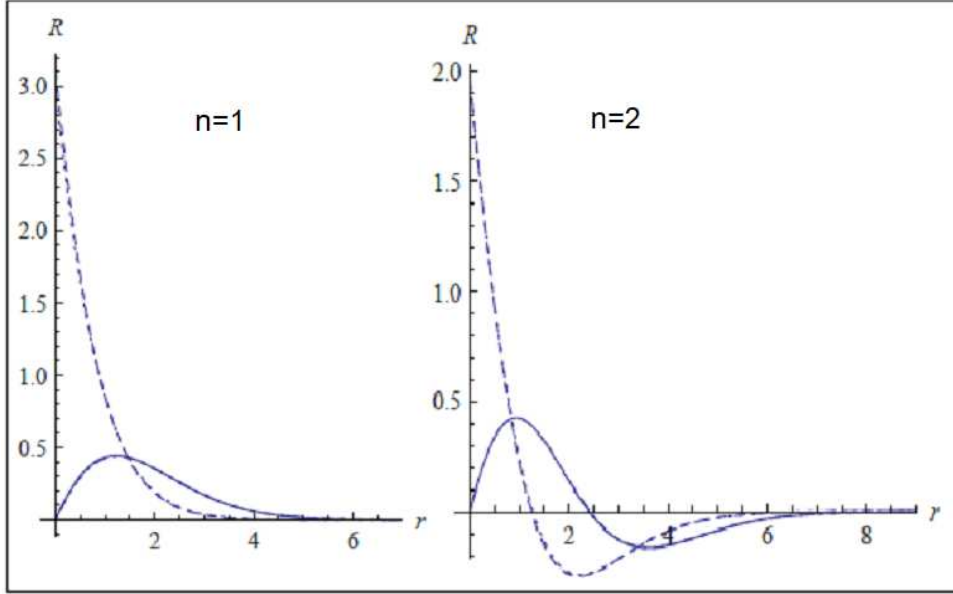


Figure 2: The radial wave functions for Σ_g^+ and Σ_u^- states for $L=0$. Solid line curves indicate Σ_u^- states and dashed curves are for Σ_g^+ states. Radial wave functions for $S = 0$ and $S = 1$ with $L = 0$ are almost same in our numerical limits

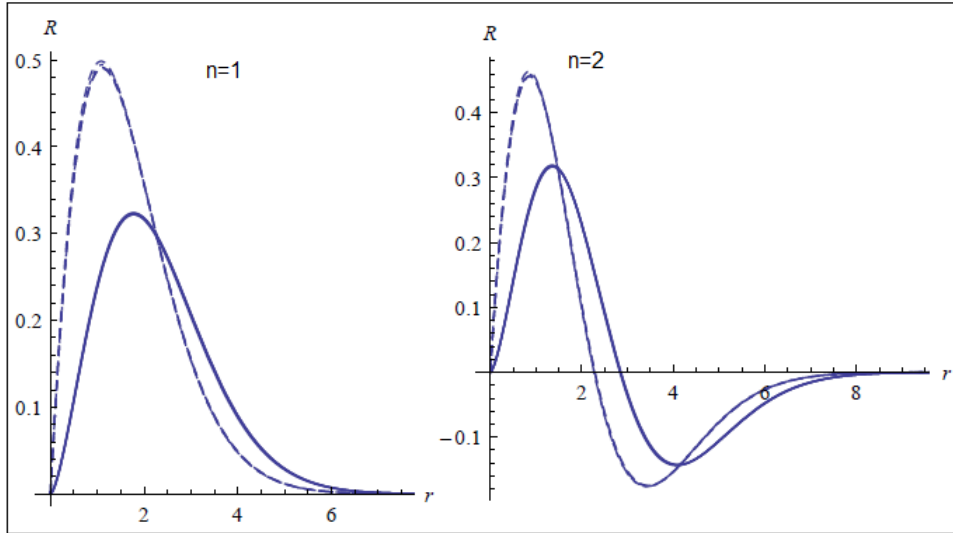


Figure 3: The radial wave functions for Σ_g^+ and Σ_u^- states for $L=1$. Solid line curves indicate Σ_u^- states and dashed curves are for Σ_g^+ states. Radial wave functions for $S = 0$ and $S = 1$ with $L = 1$ are almost same in our numerical limits

The lowest order relativistic correction in mass is incorporated by perturbation theory as adopted in refs. [7, 8] to calculate the spectrum of Σ_g^+ and Π_u state. With relativistic correction, the expression to calculate mass becomes as :

$$m_{b\bar{b}} = 2m_b + E + \langle \Psi | \left(\frac{-1}{4m_b^3} \right) p^4 | \Psi \rangle, \quad (12)$$

The best fit values of parameters ($\alpha_s = 0.4$, $b = 0.11 \text{ GeV}^2$, $\sigma = 1 \text{ GeV}$, $m_b = 4.89 \text{ GeV}$) with relativistic correction are taken from ref.[8]. Calculated masses for Σ_u^- states with and without relativistic corrections are reported in Table 1.

3. Radii

The numerically calculated normalized wave functions are used to calculate the root mean square radii. To find the root mean square radii of the gluonic excited Σ_u^- bottomonium states, following relation is used:

$$\sqrt{\langle r^2 \rangle} = \sqrt{\int U^* r^2 U dr}. \quad (13)$$

Table 1

V. Discussion and conclusion

In this paper, potential model for lowest lying Σ_u^- hybrid states is proposed whose parameters are found by fitting the model with lattice data[1, 5]. This model is used to calculate the numerical solutions of Schrodinger equation for Σ_u^- states with different J^{PC} . In Figures (2-3), normalized radial wave functions of Σ_g^+ and Σ_u^- states are plotted with respect to quark-antiquark separation r . Figures (2-3) show that peaks of radial wave functions are shifted away from origin for gluonic excited states (Σ_u^-) as compare to gluonic ground states. Figure 2 shows that shape of wave functions is different for Σ_g^+ and Σ_u^- states.

The newly suggested model is used to calculate the masses and radii of the Σ_u^- states and results are written in Table 1. Our calculated masses without relativistic corrections are close to the the results given in ref.[3] as shown in Table 1. In ref. [3], spectrum is calculated without including the spin, so the same mass is given for η_b^h and Υ_b^h . However, our proposed potential model gives distinguished results for $S = 0$ and $S = 1$. As observed from Table 1, the lowest calculated mass of the Σ_u^- state is calculated to be 10.978 GeV with the incorporation of relativistic corrections in masses. In ref. [1, 5], the lowest mass of Σ_u^- state is 11.1 GeV. This shows that our calculated masses with relativistic corrections are more closer to the masses calculated by lattice simulations [1, 5] than the nonrelativistic masses.

From Table 1, it is observed that masses and radii are increased by increasing the orbital quantum number (L). The similar behaviour is observed in ref.[8] while working on Σ_g^+ and Π_u states of bottomonium meson. Spectrum of Σ_g^+ state bottomonium mesons is calculated in ref. [8] by shooting method and few of the results of ref.[8] are shown below in Table 2. The comparison of masses of Σ_g^+ and Σ_u^- states shows that masses and radii of Σ_u^- states are greater than Σ_g^+ states. Overall, we conclude that masses and radii increase towards higher gluonic excitations.

Table 2

Results of calculated radial wave functions, masses and radii can be used to find more properties like decay constant, decay widths and transition rates of gluonic excited Σ_u^- states. Overall, we

conclude that our extended potential model can be used to study the gluonic excitations in a variety of meson sectors.

References

- [1] K. J. Juge, J. Kuti, and C. Morningstar, J Nucl. Phys. Proc. Suppl. **63**, 326 (1998).
- [2] G. S. Bali, A. Pineda, Phys. Rev. D **69**, 094001 (2004).
- [3] S. Capitani, O. Philippsen, C. Reisinger, C. Riehl, M. Wagner, Phys. Rev. D **99**, 034502 (2019).
- [4] A. P. Szczepaniak, J. Phys.: Conf. Ser. **9**, 315 (2005).
- [5] K. J. Juge, J. Kuti, C. Morningstar, AIP Conf. Proc. **688**, 193 (2003).
- [6] N. Akbar, B. Masud, S. Noor, Eur. Phys. J. A **47**, 124 (2011); erratum: Eur. Phys. J. A **50**, 121 (2014).
- [7] A. Sultan, N. Akbar, B. Masud, F. Akram, Phys. Rev. D **90**, 054001 (2014).
- [8] N. Akbar, M. A. Sultan, B. Masud, and F. Akram, Phys. Rev. D **95**, 074018 (2017).
- [9] N. Akbar, F. Akram, B. Masud, and M. A. Sultan, Eur. Phys. J. A **55**, 82 (2019).
- [10] E. Braaten, C. Langmack, D. H. Smith, Phys. Rev. D **90**, 014044 (2014).
- [11] F. Iddir, L. Semmla, Int. J. Mod. Phys. A **23**, 5229 (2008).
- [12] F. Iddir, L. Semmla, arXiv:hep-ph/0611165 (2006).
- [13] F. Iddir, L. Semmla, arXiv:hep-ph/0611183 (2006).
- [14] R. Berg, D. Harnett, R. T. Kleiv, T. G. Steele, Phys. Rev. D **86**, 034002 (2012).
- [15] D. Harnett, R. Berg, R.T. Kleiv, T.G. Steele, Nucl. Phys. B Proc. Suppl. **234**, 154 (2013).
- [16] D. Harnett, R.T. Kleiv, T.G. Steele, H. y. Jin, J. Phys. G: Nucl. Part. Phys. **39**, 125003 (2012).
- [17] R. T. Kleiv, D. Harnett, T. G. Steele, H. y. Jin, Nucl. Phys. B. Proc. Suppl. **234**, 150 (2013).
- [18] R. T. Kleiv, B. Bulthuis, D. Harnett, T. Richards, W. Chen, J. Ho, T. G. Steele, Shi-Lin Zhu, Can. J. Phys. **93**, 1 (2015).
- [19] W. Chen, J. Ho, T. G. Steele, R. T. Kleiv, B. Bulthuis, D. Harnett, T. Richards, Shi-Lin Zhu, Proceedings, 30th International Workshop on High Energy Physics: Particle and Astroparticle Physics, Gravitation and Cosmology: Predictions, Observations and New Projects (IHEP 2014) : Protvino, Russia, June 23-27, (2014).
- [20] C. F. Qiao, L. Tang, G. Hao, Xue-Qian Li, J. Phys. G **39**, 015005 (2012).
- [21] W. Chen, T. G. Steele, Shi-Lin Zhu, THE UNIVERSE, **2**, 1 (2014).
- [22] J. Y. Cui, H. Y. Jin, J. M. Wu, Int. J. Mod. Phys. A **14**, 2273 (1999).
- [23] T. Barnes, S. Godfrey, and E. S. Swanson, Phys. Rev. D **72**, 054026 (2005).
- [24] S. Godfrey and N. Isgur, Phys. Rev. D **32**, 189 (1985).

Table 1: Our calculated masses of $b\bar{b}$ hybrid Σ_u^- bottomonium mesons.

Meson	J^{PC}	calculated mass		mass [3] GeV	calculated $\sqrt{\langle r^2 \rangle}$ fm
		Relativistic	NR GeV		
$\eta_b^h(1^1S_0)$	0^{++}	10.9785	10.938	10.912(3)	0.4634
$\Upsilon^h(1^3S_1)$	1^{+-}	10.9809	10.94		0.4658
$\eta_b^h(2^1S_0)$	0^{++}	11.2273	11.214	11.192(5)	0.7358
$\Upsilon^h(2^3S_1)$	1^{+-}	11.2292	11.2159		0.7368
$\eta_b^h(3^1S_0)$	0^{++}	11.4278	11.4411		0.9648
$\Upsilon^h(3^3S_1)$	1^{+-}	11.4294	11.4429		0.9669
$\eta_b^h(4^1S_0)$	0^{++}	11.6025	11.6413		1.1711
$\Upsilon^h(4^3S_1)$	1^{+-}	11.6039	11.643		1.1729
$\eta_b^h(5^1S_0)$	0^{++}	11.7606	11.8238		1.3609
$\Upsilon^h(5^3S_1)$	1^{+-}	11.7618	11.8253		1.3625
$\eta_b^h(6^1S_0)$	0^{++}	11.9066	11.9934		1.5384
$\Upsilon^h(6^3S_1)$	1^{+-}	11.9078	11.9948		1.5399
$h_b^h(1^1P_1)$	1^{--}	11.0833	11.048	10.998(4)	0.5507
$\chi_0^h(1^3P_0)$	0^{-+}	11.0684	11.0424		0.5481
$\chi_1^h(1^3P_1)$	1^{-+}	11.0763	11.0477		0.5511
$\chi_2^h(1^3P_2)$	2^{-+}	11.0872	11.0504		0.5529
$h_b^h(2^1P_1)$	1^{--}	11.3052	11.2982	11.268(6)	0.8078
$\chi_0^h(2^3P_0)$	0^{-+}	11.2926	11.2956		0.806
$\chi_1^h(2^3P_1)$	1^{-+}	11.3034	11.2986		0.8085
$\chi_2^h(2^3P_2)$	2^{-+}	11.3102	11.2998		0.8099
$h_b^h(3^1P_1)$	1^{--}	11.4927	11.5123		1.0297
$\chi_0^h(3^3P_0)$	0^{-+}	11.4814	11.5109		1.0288
$\chi_1^h(3^3P_1)$	1^{-+}	11.4911	11.513		1.0306
$\chi_2^h(3^3P_2)$	2^{-+}	11.4975	11.5137		1.0316
$h_b^h(4^1P_1)$	1^{--}	11.6596	11.7045		1.2303
$\chi_0^h(4^3P_0)$	0^{-+}	11.6492	11.7037		1.2298
$\chi_1^h(4^3P_1)$	1^{-+}	11.6582	11.7053		0.2313
$\chi_2^h(4^3P_2)$	2^{-+}	11.6641	11.7057		1.232
$h_b^h(5^1P_1)$	1^{--}	11.8123	11.8814		1.4159
$\chi_0^h(5^3P_0)$	0^{-+}	11.8026	11.8809		1.4157
$\chi_1^h(5^3P_1)$	1^{-+}	11.8109	11.8822		1.4169
$\chi_2^h(5^3P_2)$	2^{-+}	11.8165	11.8825		1.4174
$h_b^h(6^1P_1)$	1^{--}	11.9545	11.0468		1.5901
$\chi_0^h(6^3P_0)$	0^{-+}	11.9453	11.0466		1.5901
$\chi_1^h(6^3P_1)$	1^{-+}	11.9531	11.0477		1.5911
$\chi_2^h(6^3P_2)$	2^{-+}	11.9584	11.0479		1.5916
$\eta_{b2}(1^1D_2)$	2^{++}	11.206	11.1808	11.117(4)	0.6629
$\Upsilon^h(1^3D_1)$	1^{+-}	11.2004	11.1759		0.6584
$\Upsilon_2^h(1^3D_2)$	2^{+-}	11.2054	11.1803		0.6623
$\Upsilon_3^h(1^3D_3)$	3^{+-}	11.2088	11.1835		0.6657
$\eta_{b2}^h(2^1D_2)$	2^{++}	11.4041	11.4069		0.9045
$\Upsilon^h(2^3D_1)$	1^{+-}	11.3978	11.4042		9017
$\Upsilon_2^h(2^3D_2)$	2^{+-}	11.4035	11.4068		9044
$\Upsilon_3^h(2^3D_3)$	3^{+-}	11.4076	11.4085		9066

Table 2: Masses of Σ_g^+ states of bottomonium meson. These results are taken from our earlier work [8]

Meson	Relativistic mass GeV	NR mass GeV	$\sqrt{\langle r^2 \rangle}$ fm
$\eta_b(1^1S_0)$	9.4926	9.5079	0.2265
$\Upsilon(1^3S_1)$	9.5098	9.5299	0.2328
$\eta_b(2^1S_0)$	10.0132	10.0041	0.5408
$\Upsilon(2^3S_1)$	10.0169	10.0101	0.5448
$h_b(1^1P_1)$	9.9672	9.9279	0.4347
$\chi_0(1^3P_0)$	9.8510	9.9232	0.4375
$\chi_1(1^3P_1)$	9.9612	9.9295	0.4379
$\chi_2(1^3P_2)$	9.9826	9.9326	0.4375
$\eta_{b2}(1^1D_2)$	10.1661	10.1355	0.5933
$\Upsilon(1^3D_1)$	10.1548	10.1299	0.5930
$\Upsilon_2(1^3D_2)$	10.1649	10.1351	0.5939
$\Upsilon_3(1^3D_3)$	10.1772	10.1389	0.5942