

OPINIONDIGEST: A Simple Framework for Opinion Summarization

Yoshihiko Suhara^{*1} Xiaolan Wang^{*1} Stefanos Angelidis² Wang-Chiew Tan¹

¹Megagon Labs ²University of Edinburgh

{yoshi, xiaolan, wangchiew}@megagon.ai s.angelidis@ed.ac.uk

Abstract

We present OPINIONDIGEST, an abstractive opinion summarization framework, which does not rely on gold-standard summaries for training. The framework uses an Aspect-based Sentiment Analysis model to extract opinion phrases from reviews, and trains a Transformer model to reconstruct the original reviews from these extractions. At summarization time, we merge extractions from multiple reviews and select the most popular ones. The selected opinions are used as input to the trained Transformer model, which verbalizes them into an opinion summary. OPINIONDIGEST can also generate customized summaries, tailored to specific user needs, by filtering the selected opinions according to their aspect and/or sentiment. Automatic evaluation on YELP data shows that our framework outperforms competitive baselines. Human studies on two corpora verify that OPINIONDIGEST produces informative summaries and shows promising customization capabilities¹.

1 Introduction

The summarization of opinions in customer reviews has received significant attention in the Data Mining and Natural Language Processing communities. Early efforts (Hu and Liu, 2004a) focused on producing *structured* summaries which numerically aggregate the customers’ satisfaction about an item across multiple aspects, and often included representative review sentences as evidence. Considerable research has recently shifted towards textual opinion summaries, fueled by the increasing success of neural summarization methods (Cheng and Lapata, 2016; Paulus et al., 2018; See et al., 2017; Liu and Lapata, 2019; Isonuma et al., 2019).

Opinion summaries can be extractive, i.e., created by selecting a subset of salient sentences from the input reviews, or abstractive, where summaries are generated from scratch. Extractive approaches produce well-formed text, but selecting the sentences which approximate the most popular opinions in the input is challenging. Angelidis and Lapata (2018) used sentiment and aspect predictions as a proxy for identifying opinion-rich segments. Abstractive methods (Chu and Liu, 2019; Brainskas et al., 2019), like the one presented in this paper, attempt to model the prevalent opinions in the input and generate text that articulates them.

Opinion summarization can rarely rely on gold-standard summaries for training (see Amplayo and Lapata (2019) for a supervised approach). Recent work has utilized end-to-end unsupervised architectures, based on auto-encoders (Chu and Liu, 2019; Brainskas et al., 2019), where an aggregated representation of the input reviews is fed to a decoder, trained via reconstruction loss to produce review-like summaries. Similarly to their work, we assume that review-like generation is appropriate for opinion summarization. However, we explicitly deal with opinion *popularity*, which we believe is crucial for multi-review opinion summarization. Additionally, our work is novel in its ability to explicitly control the sentiment and aspects of selected opinions. The aggregation of input reviews is no longer treated as a black box, thus allowing for controllable summarization.

Specifically, we take a step towards more interpretable and controllable opinion aggregation, as we replace the end-to-end architectures of previous work with a pipeline framework. Our method has three components: a) a pre-trained opinion extractor, which identifies opinion phrases in reviews; b) a simple and controllable opinion selector, which merges, ranks, and –optionally– filters the extracted opinions; and c) a generator model, which is trained

^{*}Equal contribution.

¹Our code is available at <https://github.com/megagonlabs/opiniondigest>.

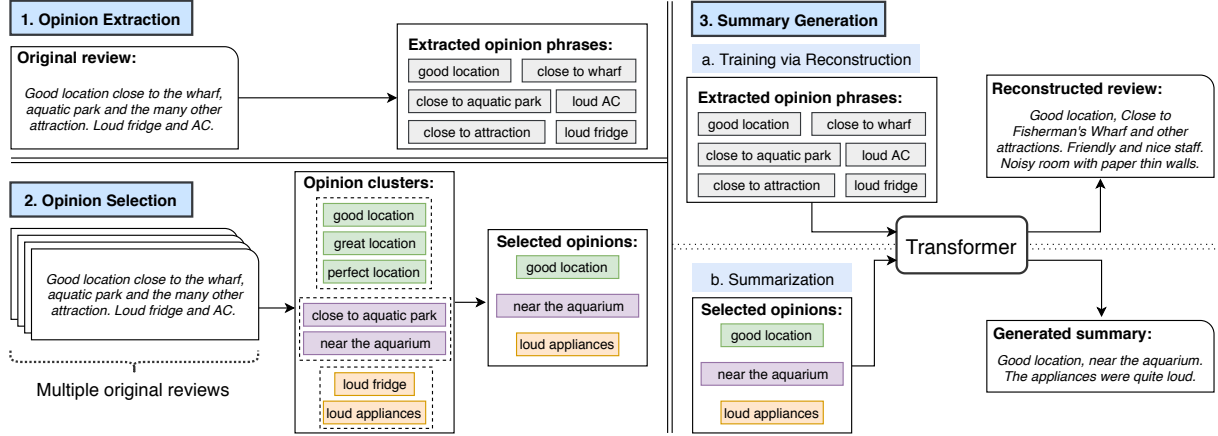


Figure 1: Overview of the OPINIONDIGEST framework.

to reconstruct reviews from their extracted opinion phrases and can then generate opinion summaries based on the selected opinions.

We describe our framework in Section 2 and present two types of experiments in Section 3: A quantitative comparison against established summarization techniques on the YELP summarization corpus (Chu and Liu, 2019); and two user studies, validating the automatic results and our method’s ability for controllable summarization.

2 OPINIONDIGEST Framework

Let D denote a dataset of customer reviews on individual entities $\{e_1, e_2, \dots, e_{|D|}\}$ from a single domain, e.g., restaurants or hotels. For every entity e , we define a review set $R_e = \{r_i\}_{i=1}^{|R_e|}$, where each review is a sequence of words $r = (w_1, \dots, w_n)$.

Within a review, we define a single opinion phrase, $o = (w_{o1}, \dots, w_{om})$, as a subsequence of tokens that expresses the attitude of the reviewer towards a specific aspect of the entity². Formally, we define the *opinion set* of r as $O_r = \{(o_i, pol_i, a_i)\}_{i=1}^{|O_r|}$, where pol_i is the sentiment polarity of the i -th phrase (*positive*, *neutral*, or *negative*) and a_i is the aspect category it discusses (e.g., a hotel’s *service*, or *cleanliness*).

For each entity e , our task is to abtractively generate a summary s_e of the most salient opinions expressed in reviews R_e . Contrary to previous abstractive methods (Chu and Liu, 2019; Brainskas et al., 2019), which never explicitly deal with opinion phrases, we put the opinion sets of reviews at the core of our framework, as described in the following sections and illustrated in Figure 1.

²Words that form an opinion may not be contiguous in the review. Additionally, a word can be part of multiple opinions.

2.1 Opinion Extraction

Extracting opinion phrases from reviews has been studied for years under the Aspect-based Sentiment Analysis (ABSA) task (Hu and Liu, 2004b; Luo et al., 2019; Dai and Song, 2019; Li et al., 2019).

We follow existing approaches to obtain an opinion set O_r for every review in our corpus³.

Specifically, we used a pre-trained tagging model (Miao et al., 2020) to extract opinion phrases, their polarity, and aspect categories. Step 1 (top-left) of Figure 1 shows a set of opinions extracted from a full review.

2.2 Opinion Selection

Given the set of reviews $R_e = \{r_1, r_2, \dots\}$ for an entity e , we define the *entity’s opinion set* as $O_e = \{O_{r_1} \cup O_{r_2} \cup \dots\}$. Summarizing the opinions about entity e relies on selecting the most salient opinions $S_e \subset O_e$. As a departure from previous work, we explicitly select the opinion phrases that will form the basis for summarization, in the following steps.

Opinion Merging: To avoid selecting redundant opinions in S_e , we apply a greedy algorithm to merge similar opinions into clusters $C = \{C_1, C_2, \dots\}$: given an opinion set O_e , we start with an empty C , and iterate through every opinion in O_e . For each opinion, (o_i, pol_i, a_i) , we further iterate through every existing cluster in random order. The opinion is added to the first cluster C which satisfies the following criterion, or to a newly created cluster otherwise:

$$\forall (o_j, pol_j, a_j) \in C, \cos(v_i, v_j) \geq \theta,$$

³Our framework is flexible with respect to the choice of opinion extraction models.

where v_i and v_j are the average word embedding of opinion phrase o_i and o_j respectively, $\cos(\cdot, \cdot)$ is the cosine similarity, and $\theta \in (0, 1]$ is a hyperparameter. For each opinion cluster $\{C_1, C_2, \dots\}$, we define its representative opinion $Repr(C_i)$, which is the opinion phrase closest to its centroid.

Opinion Ranking: We assume that larger clusters contain opinions which are popular among reviews and, therefore, should have higher priority to be included in S_e . We use the representative opinions of the top- k largest clusters, as selected opinions S_e . The Opinion Merging and Ranking steps are demonstrated in Step 2 (bottom-left) of Figure 1, where the top-3 opinion clusters are shown and their representative opinions are selected.

Opinion Filtering (optional): We can further control the selection by filtering opinions based on their predicted aspect category or sentiment polarity. For example, we may only allow opinions where $a_i = \text{“cleanliness”}$.

2.3 Summary Generation

Our goal is to generate a natural language summary which articulates S_e , the set of selected opinions. To achieve this, we need a natural language generation (NLG) model which takes a set of opinion phrases as input and produces a fluent, review-like summary as output. Because we cannot rely on gold-standard summaries for training, we train an NLG model that encodes the extracted opinion phrases of a *single* review and then attempts to reconstruct the review’s full text. Then, the trained model can be used to generate summaries.

Training via Review Reconstruction: Having extracted O_r for every review r in a corpus, we construct training examples $\{T(O_r), r\}$, where $T(O_r)$ is a textualization of the review’s opinion set, where all opinion phrases are concatenated in their original order, using a special token [SEP]. For example:

$$O_r = \{\text{very comfy bed, clean bath}\}$$

$$T(O_r) = \text{“very comfy bed [SEP] clean bath”}$$

The $\{T(O_r), r\}$ pairs are used to train a Transformer model (Vaswani et al., 2017)⁴ to reconstruct review text from extracted opinions, as shown in Step 3a (top-right) of Figure 1.

⁴Our framework is flexible w.r.t. the choice of the model. Using a pre-trained language model is part of future work.

Method	R1	R2	RL
Best Review	27.97	3.46	15.29
Worst Review	16.91	1.66	11.11
LexRank	24.62	3.03	14.43
MeanSum	27.86	3.95	16.56
OPINIONDIGEST	29.30	5.77	18.56

Table 1: Summarization results on YELP with ROUGE.

Summarization: At summarization time, we use the textualization of the selected opinions, $T(S_e)$, as input to the trained Transformer, which generates a natural language summary s_e as output (Figure 1, Step 3b). We order the selected opinions by frequency (i.e., their respective cluster’s size), but any desired ordering may be used.

3 Evaluation

3.1 Datasets

We used two review datasets for evaluation. The public YELP corpus of restaurant reviews, previously used by Chu and Liu (2019). We used a different snapshot of the data, filtered to the same specifications as the original paper, resulting in 624K training reviews. We used the same gold-standard summaries for 200 restaurants as used in Chu and Liu (2019).

We also used HOTEL, a private hotel review dataset that consists of 688K reviews for 284 hotels collected from multiple hotel booking websites. There are no gold-standard summaries for this dataset, so systems were evaluated by humans.

3.2 Baselines

LexRank (Erkan and Radev, 2004): A popular unsupervised extractive summarization method. It selects sentences based on centrality scores calculated on a graph-based sentence similarity.

MeanSum (Chu and Liu, 2019): An unsupervised multi-document abstractive summarizer that minimizes a combination of reconstruction and vector similarity losses. We only applied MeanSum to YELP, due to its requirement for a pre-trained language model, which was not available for HOTEL.

Best Review / Worst Review (Chu and Liu, 2019): A single review that has the highest/lowest average word overlap with the input reviews.

3.3 Experimental Settings

For opinion extraction, the ABSA models are trained with 1.3K labeled review sentences for YELP and 2.4K for HOTEL. For opinion merging, we used pre-trained word embeddings

Method	I-score	C-score	R-score
LexRank	-35.4	-32.1	-13.5
MeanSum	14.2	4.9	9.0
OPINIONDIGEST	21.2	27.2	4.4

(a) YELP

Method	I-score	C-score	R-score
LexRank	-5.8	-3.2	-0.5
Best Review	-4.0	-10.7	17.0
OPINIONDIGEST	9.8	13.8	-16.5

(b) HOTEL

Table 2: Best-Worst Scaling human evaluation.

	Fully (\uparrow)	Partially (\uparrow)	No (\downarrow)
MeanSum	23.25 %	42.57 %	34.18 %
OPINIONDIGEST	29.77 %	47.91 %	22.32 %

Table 3: Human evaluation results on content support.

(glove.6B.300d), $\theta = 0.8$, and selected the top- k ($k = 15$) most popular opinion clusters.

We trained a Transformer with the original architecture (Vaswani et al., 2017). We used SGD with an initial learning rate of 0.1, a momentum of $\beta = 0.1$, and a decay of $\gamma = 0.1$ for 5 epochs with a batch size of 8. For decoding, we used Beam Search with a beam size of 5, a length penalty of 0.6, 3-gram blocking (Paulus et al., 2018), and a maximum generation length of 60. We tuned hyperparameters on the dev set, and our system appears robust to their setting (see Appendix A).

We performed automatic evaluation on the YELP dataset with ROUGE-1 (R1), ROUGE-2 (R2), and ROUGE-L (RL) (Lin, 2004) scores based on the 200 reference summaries (Chu and Liu, 2019). We also conducted user studies on both YELP and HOTEL datasets to further understand the performance of different models.

3.4 Results

Automatic Evaluation: Table 1 shows the automatic evaluation scores for our model and the baselines on YELP dataset. As shown, our framework outperforms all baseline approaches. Although OPINIONDIGEST is not a fully unsupervised framework, labeled data is only required by the opinion extractor and is easier to acquire than gold-standard summaries: on YELP dataset, the opinion extraction models are trained on a publicly available ABSA dataset (Wang et al., 2017).

Human Evaluation: We conducted three user studies to evaluate the quality of the generated summaries (more details in Appendix B).

First, we generated summaries from 3 systems (ours, LexRank and MeanSum/Best Review) for every entity in YELP’s summarization test set and 200

	Does the summary discuss the specified aspect:		
	Exclusively	Partially	Not
HOTEL	46.63 %	43.09 %	10.28 %

Table 4: User study on aspect-specific summaries.

random entities in the HOTEL dataset, and asked judges to indicate the *best* and *worst* summary according to three criteria: *informativeness* (I), *coherence* (C), and *non-redundancy* (R). The systems’ scores were computed using *Best-Worst Scaling* (Louviere et al., 2015), with values ranging from -100 (unanimously worst) to +100 (unanimously best.) We aggregated users’ responses and present the results in Table 2(a). As shown, summaries generated by OPINIONDIGEST achieve the best informativeness and coherence scores compared to the baselines. However, OPINIONDIGEST may still generate redundant phrases in the summary.

Second, we performed a *summary content support* study. Judges were given 8 input reviews from YELP, and a corresponding summary produced either by MeanSum or by our system. For each summary sentence, they were asked to evaluate the extent to which its content was supported by the input reviews. Table 3 shows the proportion of summary sentences that were fully, partially, or not supported for each system. OPINIONDIGEST produced significantly more sentences with full or partial support, and fewer sentences without any support.

Finally, we evaluated our framework’s ability to generate controllable output. We produced aspect-specific summaries using our HOTEL dataset, and asked participants to judge if the summaries discussed the specified aspect exclusively, partially, or not at all. Table 4 shows that in 46.6% of the summaries exclusively summarized a specified aspect, while only 10.3% of the summaries failed to contain the aspect completely.

Example Output: Example summaries in Table 5 further demonstrate that a) OPINIONDIGEST is able to generate abstractive summaries from more than a hundred of reviews and b) produce controllable summaries by enabling opinion filtering.

The first two examples in Table 5 show summaries that are generated from 8 and 128 reviews of the same hotel. OPINIONDIGEST performs robustly even for a large number of reviews. Since our framework is not based on aggregating review representations, the quality of generated text is not affected by the number of inputs and may result in better-informed summaries. This is a significant difference to previous work (Chu and Liu, 2019;

Asp/Pol/N	Input opinions	Summary
All/All/8	central location [SEP] lovely hotel [SEP] <i>recom- mend room</i> [SEP] good breakfast [SEP] very nice location [SEP] very dedicated staff [SEP] walk- ing distance to coffee shops [SEP] perfect hotel [SEP] small bathroom [SEP] <i>unkind personnel</i>	This hotel is in a perfect location, walking dis- tance to a lot of shops and restaurants. The room was small but it was clean and comfortable. The staff were very nice and helpful. The breakfast was good and the location was very central . I would recommend this hotel and would stay there again if visiting San Francisco.
All/All/128	great location [SEP] very friendly staff [SEP] great place [SEP] walkable block from union square [SEP] very clean room [SEP] really soft bed [SEP] quite spacious room [SEP] comfortable view [SEP] nice rooms [SEP] Only 20 minutes from airport	The staff were very friendly and helpful. The rooms were quite spacious. The bed was very comfortable and the room was clean. The loca- tion of the hotel is great - only a few minutes from union square. The room was really nice and the view was great.
All/Positive/8	pretty good food [SEP] good chicken curry [SEP] decent indian food [SEP] <i>little hole in the</i> [SEP] good variety of spices [SEP] <i>inexpensive food</i> [SEP] yummy chicken tikka masala [SEP] good indian place [SEP] <i>stale food</i>	This is a good little indian food place. The food is good and the chicken tikka masala is pretty good. They have a good variety of indian food. The chicken biryani is good but the chicken is a little dry.
All/Negative/8	worst place [SEP] rude rude rude employees [SEP] <i>missing napkins</i> [SEP] <i>always rude order</i> [SEP] <i>forgot silverware</i> [SEP] cold food [SEP] dirty place [SEP] cold boneless wings [SEP] sucked service [SEP] blah waitress [SEP] horri- ble service [SEP] mediocre food	This place is disgusting. The food is mediocre at best. The service is always rude and the place is dirty and the employees are rude and rude. The food has been cold and the service has been horri- ble. The worst wings I've ever had in my entire life. The place has gone downhill since the last two times.
Staff/All/8	sweetest staff [SEP] super service [SEP] great service [SEP] incredibly polite and professional staff	I have been coming here for years and have never had a bad experience. The staff is super professional and the service is great. The staff are super pro- fessional as well. I would highly recommend this place to anyone.
Food/All/8	good food [SEP] great chinese food [SEP] <i>fresh food</i> [SEP] favorite orange chicken [SEP] like shrimp fried rice [SEP] good portions [SEP] best chinese food [SEP] <i>were really shrimp veg- etable</i> [SEP] best orange beef [SEP] <i>really good though flavor</i>	This is my favorite Chinese food in the area. The food is really good and the portions are great. I really like the orange chicken and the crab puffs are the best I've had in a long time. The food here is really good. The shrimp fried rice is really good, and the rice is the best.

Table 5: Example summaries on HOTEL (first two) and YELP (last four). Input opinions were filtered by the aspect categories (Asp), sentiment polarity (Pol), and # of reviews (N). Colors show the alignments between opinions and summaries. Italic denotes incorrect extraction. Underlined opinions do not explicitly appear in the summaries.

Brainskas et al., 2019), where averaging vectors of many reviews may hinder performance.

Finally, we provide qualitative analysis of the controllable summarization abilities of OPINIONDIGEST, which are enabled by input opinion filtering. As discussed in Section 2.2, we filtered input opinions based on predicted aspect categories and sentiment polarity. The examples of *controlled* summaries (last 4 rows of Table 5) show that OPINIONDIGEST can generate aspect/sentiment-specific summaries. These examples have redundant opinions and incorrect extractions in the input, but OPINIONDIGEST is able to convert the input opinions into natural summaries. Based on OPINIONDIGEST, we have built an online demo (Wang et al., 2020)⁵ that allows users to customize the generated summary by specifying search terms.

⁵<http://extremereader.megagon.info/>

4 Conclusion

We described OPINIONDIGEST, a simple yet powerful framework for abstractive opinion summarization. OPINIONDIGEST is a combination of existing ABSA and seq2seq models and does not require any gold-standard summaries for training. Our experiments on the YELP dataset showed that OPINIONDIGEST outperforms baseline methods, including a state-of-the-art unsupervised abstractive summarization technique. Our user study and qualitative analysis confirmed that our method can generate controllable high-quality summaries, and can summarize large numbers of input reviews.

Acknowledgements

We thank Hayate Iso for helping debug the code. We also thank Prof. Mirella Lapata for helpful comments as well as the anonymous reviewers for their constructive feedback.

References

- Reinald Kim Amplayo and Mirella Lapata. 2019. Informative and controllable opinion summarization. *arXiv preprint arXiv:1909.02322*.
- Stefanos Angelidis and Mirella Lapata. 2018. Summarizing opinions: Aspect extraction meets sentiment prediction and they are both weakly supervised. In *Proc. EMNLP*, pages 3675–3686.
- Arthur Brainskas, Mirella Lapata, and Ivan Titov. 2019. Unsupervised multi-document opinion summarization as copycat-review generation. *arXiv preprint arXiv:1911.02247*.
- Jianpeng Cheng and Mirella Lapata. 2016. Neural summarization by extracting sentences and words. In *Proc. ACL '16*, pages 484–494, Berlin, Germany. Association for Computational Linguistics.
- Eric Chu and Peter J. Liu. 2019. MeanSum: A neural model for unsupervised multi-document abstractive summarization. In *Proc. ICML '19*, pages 1223–1232.
- Hongliang Dai and Yangqiu Song. 2019. Neural aspect and opinion term extraction with mined rules as weak supervision. In *Proc. ACL '19*, pages 5268–5277.
- Günes Erkan and Dragomir R. Radev. 2004. LexRank: Graph-based lexical centrality as salience in text summarization. *J. Artif. Intell. Res.*, 22:457–479.
- Minqing Hu and Bing Liu. 2004a. Mining and summarizing customer reviews. In *Proc. KDD '04*, pages 168–177.
- Minqing Hu and Bing Liu. 2004b. Mining opinion features in customer reviews. In *Proc. AAAI*, volume 4, pages 755–760.
- Masaru Isonuma, Junichiro Mori, and Ichiro Sakata. 2019. Unsupervised neural single-document summarization of reviews via learning latent discourse structure and its ranking. In *Proc. ACL '19*, pages 2142–2152.
- Svetlana Kiritchenko and Saif M. Mohammad. 2016. Capturing reliable fine-grained sentiment associations by crowdsourcing and best–worst scaling. In *Proc. NAACL-HLT '16*, pages 811–817.
- Yuliang Li, Aaron Feng, Jinfeng Li, Saran Mumick, Alon Halevy, Vivian Li, and Wang-Chiew Tan. 2019. Subjective databases. *Proc. VLDB Endow.*, 12(11):1330–1343.
- Chin-Yew Lin. 2004. ROUGE: A package for automatic evaluation of summaries. In *Proc. ACL Workshop on Text Summarization Branches Out*, pages 74–81.
- Yang Liu and Mirella Lapata. 2019. Hierarchical transformers for multi-document summarization. In *Proc. ACL '19*, pages 5070–5081.
- Jordan J Louviere, Terry N Flynn, and Anthony Alfred John Marley. 2015. *Best-worst scaling: Theory, methods and applications*. Cambridge University Press.
- Huaishao Luo, Tianrui Li, Bing Liu, and Junbo Zhang. 2019. DOER: Dual cross-shared RNN for aspect term-polarity co-extraction. In *Proc. ACL '19*, pages 591–601.
- Zhengjie Miao, Yuliang Li, Xiaolan Wang, and Wang-Chiew Tan. 2020. Snippet: Semi-supervised opinion mining with augmented data. In *Proc. WWW '20*.
- Romain Paulus, Caiming Xiong, and Richard Socher. 2018. A deep reinforced model for abstractive summarization. In *Proc. ICLR '18*.
- Abigail See, Peter J. Liu, and Christopher D. Manning. 2017. Get To The Point: Summarization with pointer-generator networks. In *Proc. ACL '17*, pages 1073–1083.
- Ashish Vaswani, Noam Shazeer, Niki Parmar, Jakob Uszkoreit, Llion Jones, Aidan N Gomez, Łukasz Kaiser, and Illia Polosukhin. 2017. Attention is all you need. In *Proc. NIPS '17*, pages 5998–6008.
- Wenya Wang, Sinno Jialin Pan, Daniel Dahlmeier, and Xiaokui Xiao. 2017. Coupled multi-layer attentions for co-extraction of aspect and opinion terms. In *Proc. AAAI '17*.
- Xiaolan Wang, Yoshihiko Suhara, Natalie Nuno, Yuliang Li, Jinfeng Li, Nofar Carmeli, Stefanos Angelidis, Eser Kandogan, and Wang-Chiew Tan. 2020. ExtremeReader: An interactive explorer for customizable and explainable review summarization. In *Companion Proc. WWW '20*, page 176180.

A Hyper-parameter Sensitivity Analysis

We present OPINIONDIGEST’s hyper-parameters and their default settings in Table 6. Among these hyper-parameters, we found that the performance of OPINIONDIGEST is relatively sensitive to the following hyper-parameters: top- k opinion (k), merging threshold (θ), and maximum token length (L).

To better understand OPINIONDIGEST’s performance, we conducted additional sensitivity analysis of these three hyper-parameters. The results are shown in Figure 2.

Top- k opinion vs Merging threshold: We tested different $k = \{10, 11, \dots, 20, 30\}$ and $\theta = \{0.6, 0.7, 0.8, 0.9\}$. The mean (std) of R1, R2, and RL scores were 29.2 (± 0.3), 5.6 (± 0.2), and 18.5 (± 0.2) respectively.

Top- k opinion vs Maximum token length: We tested different $k = \{10, 11, \dots, 20, 30\}$ and $T = \{40, 50, \dots, 200\}$. The mean (std) of R1, R2, and RL scores were 29.2 (± 0.4), 5.6 (± 0.3), and 18.5 (± 0.2) respectively.

The results demonstrate that OPINIONDIGEST is robust to the choice of the hyper-parameters and constantly outperforms the best-performing baseline method.

B Human Evaluation Setup

We conducted user study via crowdsourcing using the FigureEight⁶ platform. To ensure the quality of annotators, we used a dedicated expert-worker pool provided by FigureEight. We present the detailed setup of our user studies as follows.

Best-Worst Scaling Task: For each entity in the YELP and HOTEL datasets, we presented 8 input reviews and 3 automatically generated summaries to human annotators (Figure 3). The methods that generated those summaries were hidden from the annotators and the order of the summaries were shuffled for every entity. We further asked the annotators to select the *best* and *worst* summaries w.r.t. the following criteria:

- **Informativeness:** How much useful information about the business does the summary provide? You need to skim through the original reviews to answer this.
- **Coherence:** How coherent and easy to read is the summary?

⁶<https://www.figure-eight.com/>

Opinion Merging:

Word embedding	glove.6B.300d
Top- k opinion (k)	15
Merging threshold (θ)	0.8

Transformer model training:

SGD learning rate	0.1
Momentum (β)	0.1
Decay factor (γ)	0.1
Number of epochs	5
Training batch size	8

Decoding algorithm:

Beam size	5
Length penalty	0.6
n-gram blocking (n)	3
Maximum token length (L)	60

Table 6: List of OPINIONDIGEST hyper-parameters and the default settings.

- **Non-redundancy:** Is the summary successful at avoiding redundant and repeated opinions?

To evaluate the quality of the summaries for each criteria, we counted the number of best/worst votes for every system and computed the score as the *Best-Worst Scaling* (Louviere et al., 2015) :

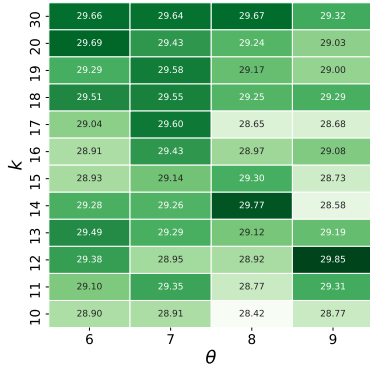
$$score = \frac{|Vote_{best}| - |Vote_{worst}|}{|Votes_{all}|}$$

The Best-Worst Scaling is known to be more robust for NLP annotation tasks and requires less annotations than rating-scale methods (Kiritchenko and Mohammad, 2016).

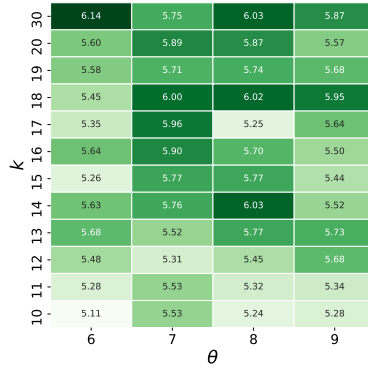
We collected responses from 3 human annotators for each question and computed the scores w.r.t. informativeness (I-score), coherence (C-score), and non-redundancy (R-score) accordingly.

Content Support Task: For the content support study, we presented the 8 input reviews to the annotators and an opinion summary produced from these reviews by one of the competing methods (ours or MeanSum). We asked the annotators to determine for every summary sentence, whether it is fully supported, partially supported, or not supported by the input reviews (Figure 4). We collected 3 responses per review sentence and calculated the ratio of responses for each category.

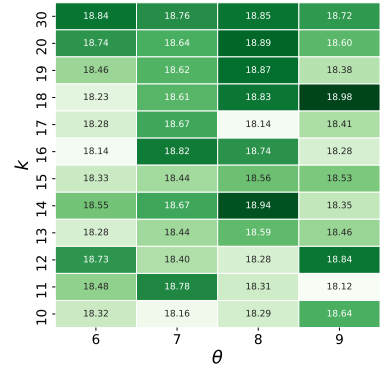
Aspect-Specific Summary Task: Finally, we studied the performance of OPINIONDIGEST in terms of its ability to generate controllable output.



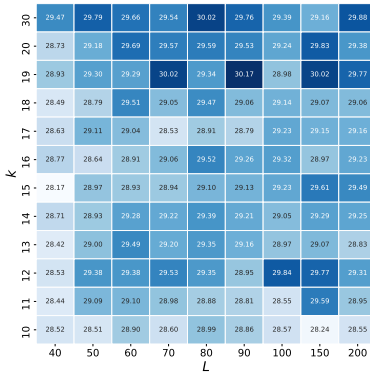
(a) ROUGE-1



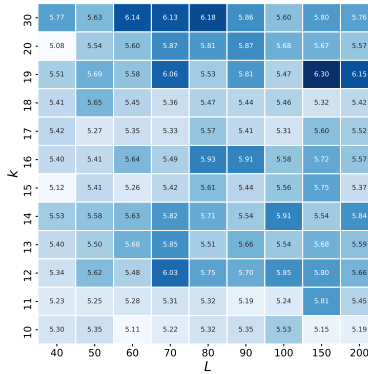
(b) ROUGE-2



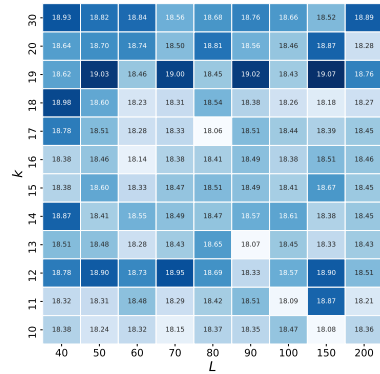
(c) ROUGE-L



(d) ROUGE-1



(e) ROUGE-2



(f) ROUGE-L

Figure 2: Sensitivity analysis on hyper-parameters. Above row: Top- k opinion (k) vs merging threshold (θ); Bottom row: Top- k opinion (k) vs max token size (L).

We presented the summaries to human judges and asked them to judge whether the summaries discussed the specific aspect exclusively, partially, or not at all (Figure 5). We again collected 3 responses per summary and calculated the percentage of responses.

Review 1

I recently stayed at the Club Quarters San Francisco. I cannot speak highly enough. The service by the Staff was over accomadating. The room was elegant and clean. The ammenities at the hotel were great.

Review 2

Staff professional and polite. Mattress/ pillows/ linens, good quality and comfortable. No moisturizer in bathroom.

Review 3

Great little room, comfy bedding, I really liked the desk area and found it very useful during my stay! Plenty of outlets!

Review 4

The location was good and close to the parking. Rooms were really small and didn't have the doors on the bedroom that I would have liked. We loved the bottled water dispenser (we have two small children). It was clean though and that is important. It had a cute little bar attached and the people were all really great and helpful.

Review 5

It was very enjoyable, a welcoming environment with an attentive staff!

Review 6

Ideal location if you enjoy walking around like we do. Parking convenient just right across the way, and the most reasonable price in the city for 24hr parking. Ferry building, union square and Chinatown all within walking distance. Check in simple, elevators works only with key card as a guest, which makes the hotel safe and secure. On hand staff were friendly and has a great sense of humor on top of professionalism and customer service skills. Rooms were clean, beds comfortable, water pressure in the shower was more than adequate.

Review 7

The room was a moderate size and clean. Nothing fancy, but it served its purpose for the few days it was there. It's just a few blocks down to Pier 1 on the waterfront and a relatively short trolley ride down to Fisherman's Wharf and the other tourist areas.

Review 8

This Hotel Choice was great with regard to all important points. Very efficient. I am very famillar with San Francisco, so I knew what would be open and closed in the evening. Very close to all my Clients offices. Daytime is superb too for shopping and restaurants, and evening, just get low cost cabs (~\$5 plus tip) to North Beach, walk to Chinatown, BART and Muni for other adventures, even direct to SFO ... BTW, a great shower too!

Summary A

The location was good and close to the parking. Rooms were really small and didn't have the doors on the bedroom that I would have liked. We loved the bottled water dispenser (we have two small children). It was clean though and that is important. It had a cute little bar attached and the people were all really great and helpful.

Summary B

I really enjoyed staying here. The staff was professional and helpful. The location of this hotel is great, close to a lot of good restaurants and a short cab ride to fisherman's wharf. The room was comfortable and the bedding and linens were great.

Summary C

Rooms were clean, beds comfortable, water pressure in the shower was more than adequate. Great little room, comfy bedding. On hand staff were friendly and has a great sense of humor on top of professionalism and customer service skills.

Please read these opinion summaries carefully and select the best and worst one according to the following criteria:

<p>Informativeness: ①</p> <p>Best:</p> <p><input type="radio"/> A <input type="radio"/> B <input type="radio"/> C</p> <p>Worst:</p> <p><input type="radio"/> A <input type="radio"/> B <input type="radio"/> C</p>	<p>Coherence: ②</p> <p>Best:</p> <p><input type="radio"/> A <input type="radio"/> B <input type="radio"/> C</p> <p>Worst:</p> <p><input type="radio"/> A <input type="radio"/> B <input type="radio"/> C</p>	<p>No Redundancy: ③</p> <p>Best:</p> <p><input type="radio"/> A <input type="radio"/> B <input type="radio"/> C</p> <p>Worst:</p> <p><input type="radio"/> A <input type="radio"/> B <input type="radio"/> C</p>
---	---	---

Figure 3: Screenshot of Best-Worst Scaling Task.

Restaurant Reviews:

Review 1

Woww! My order: Chicken Schwarma with a side of hummus and pita. Order of falafel. Cucumber drink. Side of garlic sauce. Side of cucumber sauce. Absolutely clean filling. Taste delicious! Will have you craving for more. I can't believe I hadn't heard of this restaurant sooner. After the fact I realize this place is all the rave!

Review 2

I tried to order steak kebob but they made beef kebob. I asked for tzaziki on the side but they covered all the meat with tzaziki. Taste is more like middle eastern. Not Mediterranean. Price is good. Taste is okay.

Review 3

Now this place is really good i always drive past it but today i decided to stop an check it out it is really good healthy an fresh

Review 4

I was thinking this would be more of a sit down restaurant where you order from the table instead of a chipotleish style of Mediterranean food. Thought there would be more room inside for eating. The only thing good I had was the cucumber chiller which I would go back for. Not so much the food/service.

Review 5

Parsley Modern Mediterranean is wonderful. Very responsive staff. Food is wonderful. I usually get the wraps (chicken or beef are my go-tos). Babaganoush and the warm pita bread is pretty amazing.

Review 6

Very delicious food in love with cucumber drink, couldn't decide what I wanted and one specific Gentelman whipped up something very amazing for me! By the name of Jamil great service! Thanks you and will definitely be back!

Review 7

This is Chipotle for Mediterranean food. And it is delicious. I've only been here once because the location is very inconvenient for me and I'm extremely lazy about driving more than 5 minutes to go anywhere, but if it were closer, I'd be here all the time. (It's probably better this way, I have very little self-control.) If you like spicy - get the hot sauce. Mix it with the white sauce, you won't be disappointed.

Review 8

The food always taste fresh and leaves me very full without feeling tired. They have had a groupon for a very long time making this place an incredible value. This is my favorite Mediterranean place.

Opinion Summary Sentences:	Is this sentence supported by the above reviews?		
I am a fan of the chicken shawarma.	<input type="radio"/> Fully	<input type="radio"/> Partially	<input checked="" type="radio"/> No
So good!	<input type="radio"/> Fully	<input type="radio"/> Partially	<input checked="" type="radio"/> No
I've also tried their chicken and it was delicious.	<input type="radio"/> Fully	<input type="radio"/> Partially	<input checked="" type="radio"/> No
The chicken is so tender and juicy.	<input type="radio"/> Fully	<input type="radio"/> Partially	<input checked="" type="radio"/> No
They also have a great selection of sauces and cheeses.	<input type="radio"/> Fully	<input type="radio"/> Partially	<input checked="" type="radio"/> No
Will definitely be back.	<input type="radio"/> Fully	<input type="radio"/> Partially	<input checked="" type="radio"/> No

Figure 4: Screenshot of Content Support Task.

Opinion summary about the recommendation of a restaurant:

I have been coming here for a few years now and have never had a bad experience. I highly recommend the fried rice and the fried rice. They are the best i've had in a long time. I will definitely be coming back to try other things on the menu. Is the place to go to for chinese

Does this opinion summary discuss the restaurant's recommendation?

- Yes, exclusively
- Yes, partially
- Not at all

Figure 5: Screenshot of Aspect-Specific Summary Task.