

A Quantum Router Architecture for High-Fidelity Entanglement Flows in Quantum Networks

Yuan Lee, Eric Bersin,* and Dirk Englund

*Department of Electrical Engineering and Computer Science,
Massachusetts Institute of Technology, Cambridge, Massachusetts 02139, USA*

Axel Dahlberg and Stephanie Wehner

QuTech, Delft University of Technology, and Kavli Institute of Nanoscience Delft, The Netherlands

The past decade has seen tremendous progress in experimentally realizing the building blocks of quantum repeaters. Repeater architectures with multiplexed quantum memories have been proposed to increase entanglement distribution rates, but an open challenge is to maintain entanglement fidelity over long-distance links. Here, we address this with a quantum router architecture comprising many quantum memories connected in a photonic switchboard to broker entanglement flows across quantum networks. We compute the rate and fidelity of entanglement distribution under this architecture using an event-based simulator, finding that the router improves the entanglement fidelity as multiplexing depth increases without a significant drop in the entanglement distribution rate. Specifically, the router permits channel-loss-invariant fidelity, i.e. the same fidelity achievable with lossless links. Furthermore, this scheme automatically prioritizes entanglement flows across the full network without requiring global network information. The proposed architecture uses present-day photonic technology, opening a path to near-term deployable multi-node quantum networks.

INTRODUCTION

Quantum networks distribute quantum information to enable the realization of tasks that are intractable for their classical counterparts. Key to these applications is the sharing of entanglement between many users over large distances, allowing quantum key distribution, distributed quantum computing, and quantum-enhanced sensing. While entanglement distribution has been demonstrated over short distances [1], long-distance quantum networking is hampered by the exponential loss of photons in optical fibers [2]. Quantum repeaters [3] can overcome this problem by forming chains of entangled nodes.

Figure 1a shows a link layer schematic of such a repeater-connected quantum network. A graph of quantum repeaters connected by quantum links forms the backbone of the network. Client nodes connect to the network through their nearest repeater node, facilitating the sharing of entanglement between clients. Hidden under the link layer abstraction lies a physical layer of repeater devices and lossy quantum channels, as depicted in Fig. 1b. A typical repeater device consists of a memory capable of generating and storing entanglement with a photonic mode. The entanglement scheme used in a link between two repeater nodes determines the devices and channels used in the physical layer. Nitrogen vacancy (NV) centers in diamond have been entangled at a distance of 1.3 km [1] using the emission-based scheme proposed by Barrett and Kok [4], which uses a 50:50 beamsplitter to erase which-path information and detectors to herald entanglement. A related scheme pro-

posed by Cabrillo [5] was used to provide on-demand entanglement between NV centers using a phase-stabilized fiber link [6]. Recently, the direct-transmission bound for quantum communication was broken [7] using a scheme proposed by Duan and Kimble [8], which relies on scattering photons from spins in high-cooperativity cavities. These protocols are all inherently probabilistic, such that a single attempt at distributing entanglement succeeds with probability p_{distant} .

The latency due to two-way communication for entanglement distribution in first-generation repeater networks forms a bottleneck that can be resolved by multiplexing of many quantum memories at each repeater node [10]. To overcome this problem of latency, Ref. [11] introduced a multiplexing scheme that is restricted to cavity-based entanglement protocols. Alternatively, Ref. [12] proposed a scheme that is compatible with emission-based protocols, but does not maintain the fidelity of entanglement distribution. Previous papers have considered switching to improve quantum key distribution rates, but have not quantified the effects of local connectivity on infidelities [13–15]. Here, we introduce a quantum router scheme that uses multiplexing and high local connectivity to achieve higher entanglement rates and maintain entanglement fidelities for leading memory types and entanglement protocols.

The router uses local, low-loss connections to link different users' entangled qubits, thereby establishing entanglement across the channel. This quantum router architecture is motivated by recent advances in integrated photonics, with demonstrations of fast and low-loss on-chip switching [16] of many photonic modes and the integration of quantum emitters with integrated circuits [17].

In comparison with previous works, our proposed quantum router architecture is compatible with any entanglement generation protocol and quantum memory in

* ebersin@mit.edu

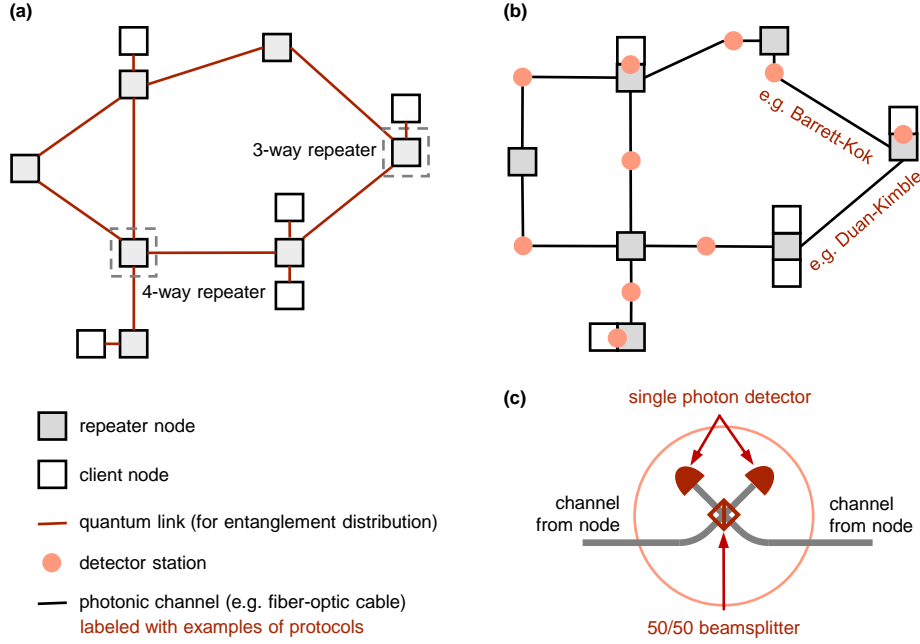


FIG. 1. Components of a quantum repeater network. **(a)** Link layer abstraction. The link layer [9] enumerates connections enabling entanglement between quantum nodes in the network. The quantum network comprises client nodes, which end users directly access, and repeater nodes, which connect clients by propagating entanglement through the network. We classify repeater nodes based on the number of other nodes they connect to: a 4-way and a 3-way repeater are labeled. **(b)** Physical layer implementation. In the physical layer, repeater nodes may be connected by a variety of entanglement protocols. While all protocols require transmission of an entangled photon through a photonic channel, the specific protocol used in each link determines the physical configuration of these channels (e.g. optical fibers) and measurement devices associated with that link. Possible protocols include the cavity-mediated Duan-Kimble protocol [8] and the photon emission-based Barrett-Kok [4] and Cabrillo [5] protocols. These latter protocols employ an intermediate detector station between nodes to herald successful entanglement, shown in **(c)**. All adjacent stations are also connected by classical links (not shown).

the physical layer. Furthermore, our architecture extends naturally to chains of routers; in fact, we show that if brokered entanglement is used, the router can redirect entanglement flows to minimize latencies using only local information. We demonstrate these benefits by comparing the router architecture with a standard multiplexed architecture in which entanglement between users is generated serially [18], exploring the various impacts on repeater performance.

RESULTS

Router Architecture

We analyze the performance of our quantum router architecture for the NV center in diamond as the qubit platform and the Barrett-Kok [4] scheme as the entanglement protocol. However, our architecture is agnostic to the specific physical memory and entanglement-generation protocol.

In Fig. 2, we show the connectivity between photonic and stationary qubits in (a) a standard multiplexed repeater considered for diamond color centers [18], and (b) a multiplexed repeater with a router. In this represen-

tation, each qubit register within the router is linked by a distinct mode to a corresponding register at an adjacent neighboring node, here labelled left and right for generality. Different modes are shown separately, though they may be transmitted through the same physical channel, for example via temporal or spectral multiplexing. Each qubit register comprises a single NV center with two physical qubits: one electron spin (dark red), which can be used for optically-mediated entanglement, and one nuclear spin (light red), which has no optical transition but which can use spin-spin interactions to couple to and store quantum information from its local electron spin. This enables the use of “brokered entanglement” [19], where the electron spin serves as a short-term “broker” of entanglement to the longer-term “storage” qubit of the nuclear spin.

In the routerless architecture (Fig. 2a), each of the m qubit registers first establishes entanglement with the left neighboring node via its electron spin and the corresponding optical mode. This process takes an average number of attempts $1/p_{\text{distant}}$. Once successful, this entanglement is swapped to the nuclear spin for storage, at which point the electron spin attempts to establish entanglement with the right neighbor, again requiring an average of $1/p_{\text{distant}}$ attempts. Thus, the nuclear spin

must idle while storing entanglement for an average time $t_{\text{idle}} \sim t_{\text{distant}}/p_{\text{distant}}$, where t_{distant} is the time needed per attempt of the entanglement protocol, typically limited by the round-trip communication time between the repeater and a detector station. Once this succeeds, a Bell state measurement (BSM) on the joint electron-nuclear spin state teleports entanglement to be shared between the left and right nodes. This protocol is performed simultaneously and independently on each qubit register.

In contrast, our router architecture (Fig. 2b) defines two “banks” of registers, one with $\frac{m}{2}$ registers with quantum links to the left, the other with $\frac{m}{2}$ registers with quantum links to the right. The router connects these two banks using a low-loss $\frac{m}{2} \times \frac{m}{2}$ switchboard, over which entanglement protocols succeed with probability $p_{\text{local}} \gg p_{\text{distant}}$. In this architecture, each qubit register first establishes entanglement with either the left or the right, as determined by their optical connectivity. As in the routerless case, these “successful” registers will then swap entanglement to their nuclear spin. At this point, any successful registers enter a “pairing” stage where registers in opposite banks are paired up and subsequent clock cycles attempt entanglement between electron spins in these pairs. This requires an average number of attempts $1/p_{\text{local}}$, taking a time $t_{\text{idle}} \sim t_{\text{local}}/p_{\text{local}}$; here, t_{local} is likely dominated by any state initialization required by the entanglement protocol. Any successful but unpaired registers idle, waiting for a successful partner on the opposite side to become available. Once entanglement is formed within a pair, two electron-nuclear spin BSM’s — one at each register — teleport entanglement to be shared across the full left-right link.

This router architecture has two primary advantages. First, the idling time t_{idle} that a storage qubit must hold entanglement can be greatly reduced, decreasing errors due to decoherence. Second, the number of entanglement attempts a register must make while its storage qubit holds entanglement is reduced by a factor $p_{\text{local}}/p_{\text{distant}}$, thus sharply reducing the data-qubit decoherence due to broker-qubit entanglement attempts. In the remainder of this article, we quantitatively examine the impact the router has on the performance of a quantum network.

Simulations

We use the NetSquid discrete event simulator [20] to compare the performance of repeaters with and without a router, computing the average rate and fidelity of entanglement distribution for a one-repeater network. In this network, a single repeater station connects Alice and Bob, as shown in Fig. 2 where Alice is the “left node” and Bob is the “right node”. We compare each architecture using the same number of total NV qubit registers m at the repeater, under the assumption that qubit registers will be a scarce resource in near-term quantum networks. We choose the emission-based Barrett-Kok protocol [4]

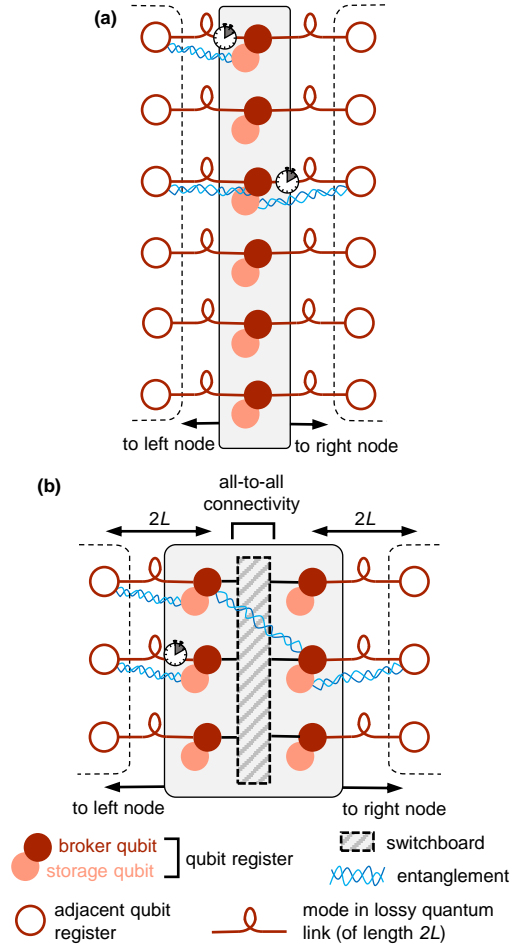


FIG. 2. Abstract representation of a 2-way standard repeater and a 2-way router in a quantum network. Each repeater node hosts m qubit registers, each of which here is formed by an NV center in diamond comprising an optically active electron spin (dark red) coupled to a long-coherence nuclear spin (light red), where the former serves as a broker to store entanglement in the latter. Multiple optical modes can be transmitted through the same physical link, e.g. via temporal or spectral multiplexing. **(a)** Standard routerless repeater. In a standard repeater, each qubit register has lossy quantum links to registers at adjacent network nodes on both the left and the right. **(b)** Router. In our router architecture, each qubit register has lossy links to only one of the left or right neighbors; however, the repeater node contains local, low-loss quantum channels that enable entanglement generation between all registers in the left bank and all registers in the right bank. As a result, the mean time a storage qubit must idle t_{idle} while holding entanglement is shorter with a router.

for our entanglement protocol. The physical parameters of our repeater memories correspond to a realization using photonic integrated circuits discussed below, using experimentally-realized values reported in literature (see Supplementary Information for details).

Figure 3b plots the entanglement distribution rates for both repeater architectures for various link distances as a function of the number of qubit registers m at the re-

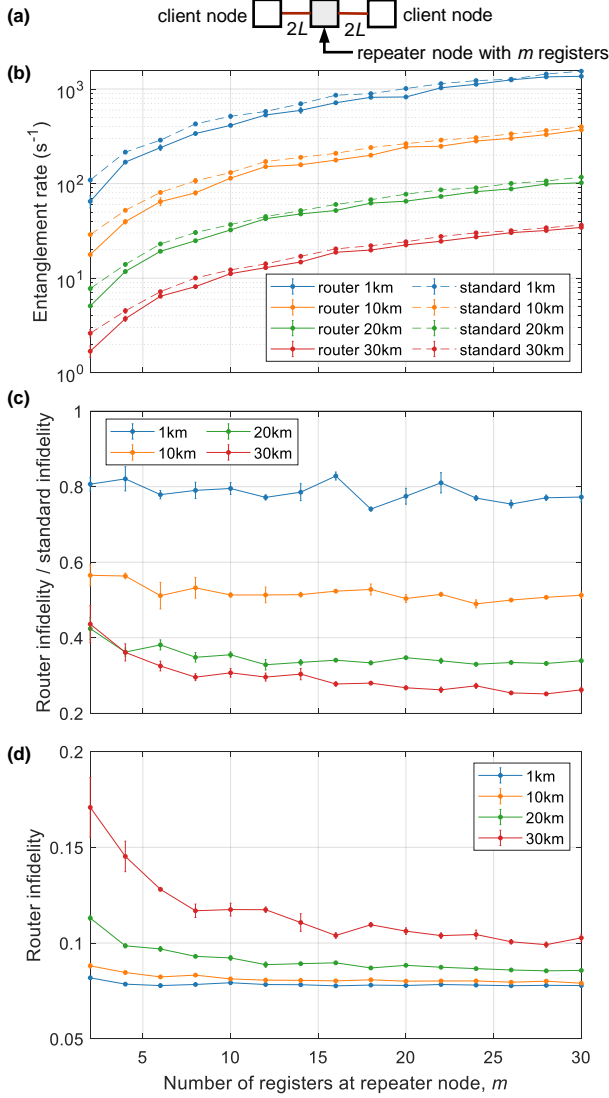


FIG. 3. Simulation results for different repeater configurations. Each data point is the result of 3 independent simulations. The average rates and infidelities are plotted, with the standard error of the mean shown as the error bars. The lengths (1km, 10km, 20km, 30km) refer to the distance L between the repeater node and the detector station. **(a)** Link layer representation of the simulated one-repeater network. **(b)** Entanglement rate against m . As expected, the rate of entanglement generation increases with the number of repeater qubit registers (m), as expected. The entanglement rate of the router architecture is slightly lower than the entanglement rate of the standard repeater, and the difference decreases as the size of the repeater increases. **(c)** Ratio of entanglement infidelity against m . The fidelity of entanglement generated by the router is higher than that of the standard repeater for sufficiently large distances L . The fidelity of entanglement generated by the router improves as m increases, whereas that of the standard repeater does not. This causes the infidelity ratio to decrease as m increases. **(d)** Router infidelity against m . As m increases, the router infidelity approaches a channel-loss-invariant value that only depends on local gate fidelities and the round-trip travel time.

peater node. For the routerless case, as expected since the qubit registers operate independently, the rate scales linearly with m . For low m , the router exhibits comparatively lower rates; however, as m increases, the difference between the two protocols decreases, such that in the limit of large m the two architectures perform comparably. This difference can be attributed to mismatches in the number of successful entanglements in Alice's and Bob's banks after a given clock cycle. The delay in resolving these mismatches, the number of which scales with \sqrt{m} , lowers the rate of the router below the linear scaling of the routerless architecture. However, the fractional impact of this effect on the rate is reduced for large m , and the rate of the router approaches the routerless rate.

Figure 3c plots the infidelity of the distributed entanglement for repeaters with and without a router. We consider three sources of infidelities in the distributed entanglement. The first source of infidelity is the typical depolarizing and dephasing noise experienced independently by the electron and nuclear spins, as characterized by their T_1 and T_2 coherence times. We model this noise on a qubit after time t as:

$$\rho = \begin{pmatrix} 1 - \rho_{11} & \rho_{01} \\ \rho_{01}^* & \rho_{11} \end{pmatrix} \mapsto \begin{pmatrix} 1 - \rho_{11}e^{-t/T_1} & \rho_{01}e^{-t/T_2} \\ \rho_{10}^*e^{-t/T_2} & \rho_{11}e^{-t/T_1} \end{pmatrix}. \quad (1)$$

For a repeater with no router, adding additional registers does not affect the amount of time an individual register must store entanglement; thus, increased multiplexing does not reduce this decoherence channel. However, for a repeater with a router, the number of registers has a dramatic effect on the fidelity. This observation can be understood by considering the mean idling time for a memory in this scheme, which is determined by the number of clock cycles a given register in the Alice (Bob) bank must idle after establishing entanglement on its respective side of the link before a register in the Bob (Alice) bank also succeeds and is available for the pairing stage of the protocol. This maps to the success mismatch problem discussed earlier; as such, in the limit of large m , most successful registers will be paired with a register in the opposite bank with every clock cycle, such that the idling time approaches the duration of a single such cycle. In contrast, with no router, a register must idle for on average $1/p_{\text{distant}} \gg 1$ cycles. Thus, the addition of a router reduces the infidelity from this channel by a factor that approaches p_{distant} .

The second source of error stems from coupling between the nitrogen nuclear spin and the NV electron spin. In particular, each excitation of the electron spin used to generate spin-photon entanglement in the Barrett-Kok protocol generates noise that decoheres the qubit stored in the nuclear spin. We can model this interaction-induced noise on the nuclear spin as [18]:

$$\rho \mapsto (1 - a - b)\rho + aZ\rho Z + b\frac{\mathbb{I}}{2}, \quad (2)$$

where the dephasing $a \approx 1/4000$ and the depolarization $b \approx 1/5000$ for NV centers. Note that for other systems with stronger electron-nuclear spin coupling such as silicon vacancy centers in diamond [21], this effect may be stronger. For both architectures, after a register has generated one entanglement link, it stores that entanglement in the nuclear spin while its electron spin attempts to generate entanglement on the other side — either directly to Bob in the case with no router, or to the opposite bank when using a router. In either case, each failed attempt decreases the fidelity of the final Alice-Bob EPR pair. Without a router, the mean number of failed attempts is equal to $1/p_{\text{distant}}$; with a router, this number is instead $1/p_{\text{local}}$, dramatically reducing the infidelity from this effect.

The third source of infidelity comes from imperfect two-qubit gates and electron spin readout. The proposed router needs to perform twice as many two-qubit gates and readouts for each distributed EPR pair as a standard repeater. The cumulative infidelity of these operations is independent of m , p_{distant} , and p_{local} . When the link between adjacent nodes is short, these operations dominate the infidelity of the Alice-Bob EPR pair, disadvantaging the router. However, when the link becomes lossier, the previous two sources of infidelity dominate, causing the router to increasingly outperform the standard repeater in entanglement fidelity.

As a result, the router enables channel-loss-invariant entanglement fidelity; that is, regardless of the network link efficiency, the router can achieve fidelity that is limited only by the gates performed on the quantum memories and decoherence during a single round-trip transit of the network. This is illustrated in the asymptotic behavior exhibited in Figure 3d, which plots the infidelity of the router for varying link distances as a function of multiplexing m . A threshold is crossed as the number of entanglement attempts per clock cycle exceeds $1/p_{\text{distant}}$, where the average clock cycle produces at least one entanglement event on both side of the router. This limits the decoherence a memory must endure to that of one clock cycle, and, for the case where the memory coherence time is much longer than the link round-trip time, allows all routers to realize a fidelity that is purely limited by the fundamental gates necessary to perform the protocol (initialization, swapping, measurement, etc.).

DISCUSSION

Though the complete bipartite connectivity of hybrid repeaters may appear challenging to implement, a router can be added to a standard multiplexed repeater with relatively little physical resource overhead. Figure 4 illustrates one such realization using photonic integrated circuits (PICs). Quantum registers are integrated onto PICs that contain an array of Mach-Zehnder interferometers (MZIs) [22], forming a fast switching network to connect any register to any output channel. For a standard

multiplexed k -way repeater with no local connectivity, this requires an $m \times k$ switch to connect m repeaters to any of the possible k neighbors in the network, as shown in Fig. 4a. However, a router can be embedded in this architecture by extending this to an $m \times (k + 2)$ switch. The additional two ports lead to a detector station as shown in Fig. 4b, thus enabling photon-mediated entanglement between any two registers in the repeater. Since typical single photon detectors have dead times of a few tens of nanoseconds, a single pair of detectors could facilitate many attempts at local entanglement in a single repeater clock cycle, which may be hundreds of microseconds long depending on the length of the link being connected. The additional complexity involved in adding these two additional channels is small, making this approach an attractive option for implementing high local connectivity.

On a PIC, the $m \times k$ switch required for the routerless repeater can be realized on an MZI array of depth $\log_2(m) + \log_2(k)$ [23]. However, this architecture does not permit simultaneous routing from multiple memories, which is desired for the local entanglement operations used in the quantum router. In Fig. 4c we present an architecture that permits arbitrary $m \times k$ routing for connecting registers to the network, allows simultaneous routing from two memories to perform Bell state measurements for local entanglement generation, and maintains $\mathcal{O}(\log m)$ scaling of the array depth. The addition of a 1-layer interposer permits routing between the network and a Bell state measurement setup for local entanglement generation. The simulations presented in Fig. 3 utilize this architecture assuming an aluminum nitride (AlN)-based photonic chip; alternative implementations include using silicon nitride (SiN) [24] or lithium niobate (LN) [16]. Additional improvements include integrating detectors on-chip [25] to eliminate the off-chip coupling inefficiency for local measurements and integrating the frequency conversion stage on-chip, which is feasible in highly nonlinear materials such as LN [26].

This platform is an attractive path for realizing recent proposals for on-chip polarization-to-spin based networking [27]. The PIC implementation presents an additional benefit if the links to Alice and Bob have different transmissivities. Since both the rate and fidelity of entanglement distribution are limited by the difference in the time needed to establish entanglement with both Alice and Bob, the repeater in Fig. 2b (with equal numbers of registers in the Alice and Bob banks) will be limited by the lossier side. In contrast, the PIC implementation allows dynamic allocation of registers to Alice and Bob to balance the rates of entanglement generation. This optimizes the entanglement rate by effectively increasing the multiplexing on lossier ports, and optimizes the entanglement fidelity by preventing a build-up of idling registers on a lower-loss port. Dynamic memory allocation is also of great importance for managing entanglement flows in general 2D quantum network geometries [28, 29].

The router architecture has additional advantages in

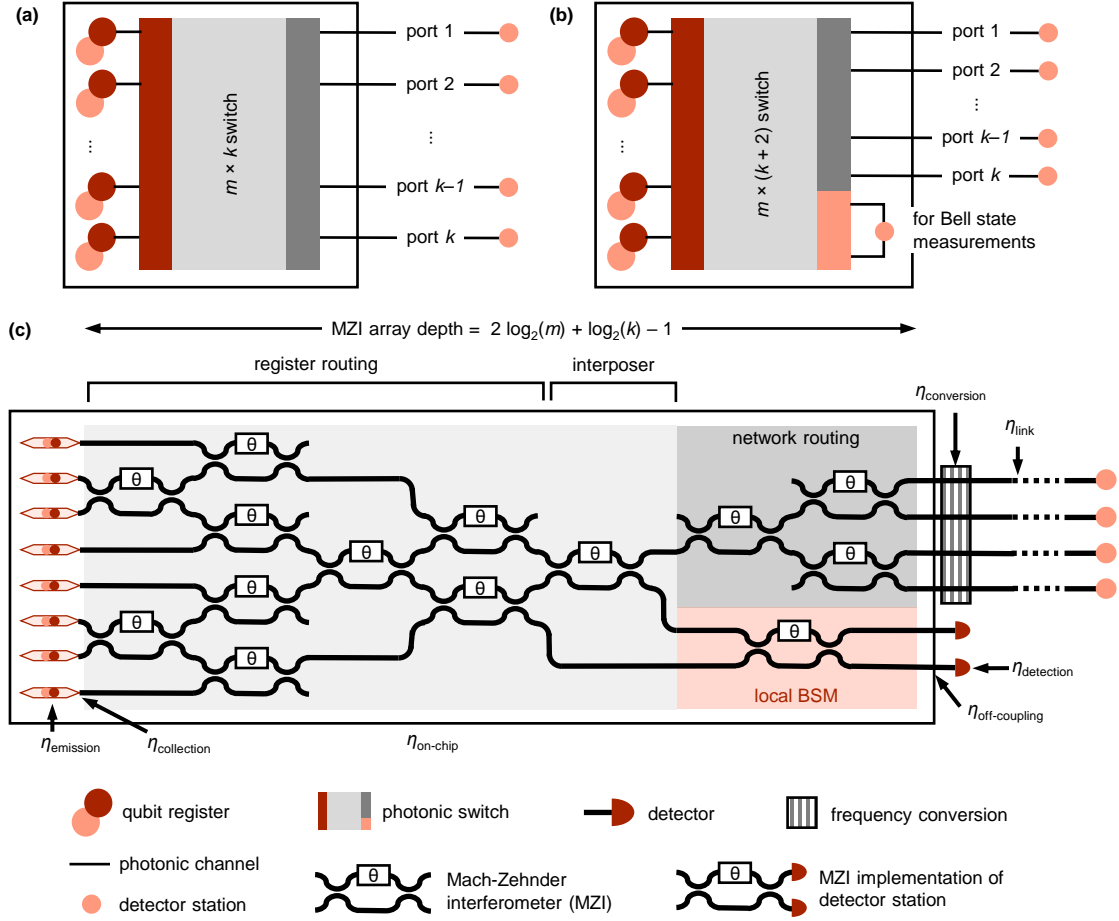


FIG. 4. Potential physical realization of k -way repeater nodes with m repeater qubit registers. The main component of our proposed router architecture is a photonic switch that provides all-to-all connectivity from ports on one side of the switch to ports on the other side. Photonic switches can take the form of a tree of Mach-Zehnder interferometers (MZIs) when the modes (Fig. 2) are temporally multiplexed, or a wavelength-division multiplexer when the modes are spectrally multiplexed. **(a)** Standard repeater realization. A standard (routerless) repeater can be constructed using an $m \times k$ switch that connects all m repeater registers with the k links that go to other nodes in the network. **(b)** Router realization. A router can be constructed using an $m \times (k+2)$ switch. Photons emitted by the m repeater registers can travel to the k links that go to other nodes in the network, or they can be sent to a local detector station for local entanglement generation. **(c)** MZI implementation of $k = 4$ -way, $m = 8$ -register router. A k -way, m -register router can be implemented using an MZI array of depth $\log_2(m^2 k/2)$, comprising a register routing layer (depth $2 \log_2(m/2)$), an interposer for routing from local to distant connections (depth 1), a network routing layer (depth $\log_2(k)$), and a local BSM layer (depth 1). The ends of the MZI array are coupled either directly to detectors for the local BSMs or a frequency conversion stage followed by fiber links to distant detector stations for networking. All losses considered in our simulations are shown here.

multi-repeater quantum networks. The dynamic capabilities of the router enable chains of repeaters to automatically connect the longest available entanglement links, favoring the generation of a single EPR pair shared between distant nodes over that of multiple EPR pairs shared between relatively proximate nodes. Specifically, the first-in, first-out behavior of a router guarantees that entanglement will always grow from the longest established chain. In contrast, a standard repeater may attempt to grow entanglement on the longest established chain by connecting “across” registers between repeaters, but due to the lack of dynamic routing within a node, there is no guarantee that the longest links will grow

first. Furthermore, this router behavior is realized without any need for knowledge of the global network state. In a true deployed network, communication latencies prevent individual nodes from knowing the state of the total network in real-time, making the router’s ability to optimize fidelity with local-only information all the more notable. This strategy reduces the idling time between entanglement generation along the link and the delivery of that entanglement to the end users, increasing fidelity without reducing the rate.

In conclusion, we have addressed a critical problem in quantum repeater architectures: minimizing memory latencies to maintain entanglement fidelity across re-

peater networks. Specifically, the quantum router architecture enables entanglement fidelity that is invariant to the channel losses in the network. Our architecture applies to leading entanglement protocols and automatically prioritizes entanglement flows using only local information. An important next step will be to exploit the local connectivity for entanglement distillation [30] and local error correction [31] to further improve the fidelity of generated entanglement. In this way, the entanglement rate can be traded for entanglement fidelity, without modification to the router architecture. While the above analysis considered NV centers in diamond, the architectural benefits should apply to other quantum memory modalities, including solid-state artificial atoms, trapped ions and neutral atoms. In suitable parameter regimes, routers can also incorporate multiplexing into realizations of distance-independent entanglement rates using local GHZ projective measurements [32]. Our results emphasize the importance of local connectivity in designing multiplexed quantum repeaters for high-rate and high-fidelity entanglement distribution across quantum networks.

DATA AVAILABILITY

The data that support the plots within this paper and other findings of this study are available from the corresponding author upon reasonable request.

CODE AVAILABILITY

The NetSquid simulation code is available for download by request at <https://netsquid.org/>. The additional

code used to generate data in this work is available from the corresponding author upon reasonable request.

ACKNOWLEDGEMENTS

Y.L. acknowledges funding support by the MIT School of Engineering’s SuperUROP program. E.B. is supported by a NASA Space Technology Research Fellowship and the NSF Center for Ultracold Atoms (CUA). A.D. and S.W. were supported by an ERC Starting grant, EU Flagship on Quantum Technologies, Quantum Internet Alliance, an NWO VIDI grant, and the Zwaartekracht QSC. D.E. acknowledges support from the NSF EFRI-ACQUIRE program Scalable Quantum Communications with Error-Corrected Semiconductor Qubits. We also thank Ian Christen, Kevin Chen, and Robert Knegjens for valuable discussions.

AUTHOR CONTRIBUTIONS

Y.L. and E.B. designed and performed the simulations. D.E. conceived the idea. A.D. and S.W. developed the code framework to run simulations using NetSquid. All authors contributed to writing and revising the manuscript.

COMPETING FINANCIAL INTERESTS

The authors declare no competing financial interests.

-
- [1] B. Hensen, H. Bernien, A. E. Dréau, A. Reiserer, N. Kalb, M. S. Blok, J. Ruitenber, R. F. L. Vermeulen, R. N. Schouten, C. Abellán, W. Amaya, V. Pruneri, M. W. Mitchell, M. Markham, D. J. Twitchen, D. Elkouss, S. Wehner, T. H. Taminiau, and R. Hanson, “Loophole-free Bell inequality violation using electron spins separated by 1.3 kilometres,” *Nature* **526**, 682–686 (2015).
 - [2] Stefano Pirandola, Riccardo Laurenza, Carlo Ottaviani, and Leonardo Banchi, “Fundamental limits of repeaterless quantum communications,” *Nature Communications* **8**, 15043 (2017).
 - [3] H.-J. Briegel, W. Dür, J. I. Cirac, and P. Zoller, “Quantum repeaters: The role of imperfect local operations in quantum communication,” *Phys. Rev. Lett.* **81**, 5932–5935 (1998).
 - [4] S. D. Barrett and P. Kok, “Efficient high-fidelity quantum computation using matter qubits and linear optics,” *Phys. Rev. A* **71**, 060310 (2005).
 - [5] C. Cabrillo, J. I. Cirac, P. García-Fernández, and P. Zoller, “Creation of entangled states of distant atoms by interference,” *Phys. Rev. A* **59**, 1025–1033 (1999).
 - [6] Peter C. Humphreys, Norbert Kalb, Jaco P. J. Morits, Raymond N. Schouten, Raymond F. L. Vermeulen, Daniel J. Twitchen, Matthew Markham, and Ronald Hanson, “Deterministic delivery of remote entanglement on a quantum network,” *Nature* **558**, 268–273 (2018).
 - [7] M. K. Bhaskar, R. Riedinger, B. Machielse, D. S. Levonian, C. T. Nguyen, E. N. Knall, H. Park, D. Englund, M. Lončar, D. D. Sukachev, and M. D. Lukin, “Experimental demonstration of memory-enhanced quantum communication,” *Nature* **580**, 60–64 (2020).
 - [8] L.-M. Duan and H. J. Kimble, “Scalable Photonic Quantum Computation through Cavity-Assisted Interactions,” *Phys. Rev. Lett.* **92**, 127902 (2004).
 - [9] Axel Dahlberg, Matthew Skrzypczyk, Tim Coopmans, Leon Wubben, Filip Rozpedek, Matteo Pompili, Arian Stolk, Przemysław Pawełczak, Robert Knegjens, Julio de Oliveira Filho, and et al., “A Link Layer Protocol for Quantum Networks,” in *Proceedings of the ACM Special Interest Group on Data Communication, SIGCOMM ’19* (Association for Computing Machinery, New York, NY, USA, 2019) p. 159–173.

- [10] Sreeraman Muralidharan, Linshu Li, Jungsang Kim, Norbert Lutkenhaus, Mikhail Lukin, and Liang Jiang, “Optimal architectures for long distance quantum communication,” *Scientific Reports* **6**, 20463 (2016).
- [11] W. J. Munro, K. A. Harrison, A. M. Stephens, S. J. Devitt, and Kae Nemoto, “From quantum multiplexing to high-performance quantum networking,” *Nature Photonics* **4**, 792–796 (2010).
- [12] Suzanne B. van Dam, Peter C. Humphreys, Filip Rozpedek, Stephanie Wehner, and Ronald Hanson, “Multiplexed entanglement generation over quantum networks using multi-qubit nodes,” *Quantum Science and Technology* **2**, 034002 (2017).
- [13] M. Razavi, M. Piani, and N. Lütkenhaus, “Quantum repeaters with imperfect memories: Cost and scalability,” *Phys. Rev. A* **80**, 032301 (2009).
- [14] Koji Azuma, Kiyoshi Tamaki, and William Munro, “All-photon intercity quantum key distribution,” *Nature Communications* **6**, 10171 (2015).
- [15] Róbert Trényi and Norbert Lütkenhaus, “Beating direct transmission bounds for quantum key distribution with a multiple quantum memory station,” *Phys. Rev. A* **101**, 012325 (2020).
- [16] Boris Desiatov, Amirhassan Shams-Ansari, Mian Zhang, Cheng Wang, and Marko Lončar, “Ultra-low-loss integrated visible photonics using thin-film lithium niobate,” *Optica* **6**, 380–384 (2019).
- [17] Noel H. Wan, Tsung-Ju Lu, Kevin C. Chen, Michael P. Walsh, Matthew E. Trusheim, Lorenzo De Santis, Eric A. Bersin, Isaac B. Harris, Sara L. Mouradian, Ian R. Christen, Edward S. Bielejec, and Dirk Englund, “Large-scale integration of artificial atoms in hybrid photonic circuits,” *Nature* **583**, 226–231 (2020).
- [18] F. Rozpedek, R. Yehia, K. Goodenough, M. Ruf, P. C. Humphreys, R. Hanson, S. Wehner, and D. Elkouss, “Near-term quantum-repeater experiments with nitrogen-vacancy centers: Overcoming the limitations of direct transmission,” *Physical Review A* **99** (2019), 10.1103/physreva.99.052330.
- [19] Simon C Benjamin, Daniel E Browne, Joe Fitzsimons, and John J L Morton, “Brokered graph-state quantum computation,” *New Journal of Physics* **8**, 141–141 (2006).
- [20] “NetSquid,” <https://netsquid.org/> (2019).
- [21] C. T. Nguyen, D. D. Sukachev, M. K. Bhaskar, B. Machielse, D. S. Levonian, E. N. Knall, P. Stroganov, R. Riedinger, H. Park, M. Lončar, and M. D. Lukin, “Quantum network nodes based on diamond qubits with an efficient nanophotonic interface,” *Phys. Rev. Lett.* **123**, 183602 (2019).
- [22] Nicholas C. Harris, Gregory R. Steinbrecher, Mihika Prabhu, Yoav Lahini, Jacob Mower, Darius Bunandar, Changchen Chen, Franco N. C. Wong, Tom Baehr-Jones, Michael Hochberg, Seth Lloyd, and Dirk Englund, “Quantum transport simulations in a programmable nanophotonic processor,” *Nature Photonics* **11**, 447–452 (2017).
- [23] Benjamin G. Lee and Nicolas Dupuis, “Silicon photonic switch fabrics: Technology and architecture,” *J. Light-wave Technol.* **37**, 6–20 (2019).
- [24] Sara L. Mouradian, Tim Schröder, Carl B. Poitras, Luzhou Li, Jordan Goldstein, Edward H. Chen, Michael Walsh, Jaime Cardenas, Matthew L. Markham, Daniel J. Twitchen, Michal Lipson, and Dirk Englund, “Scalable integration of long-lived quantum memories into a photonic circuit,” *Phys. Rev. X* **5**, 031009 (2015).
- [25] Faraz Najafi, Jacob Mower, Nicholas C. Harris, Francesco Bellei, Andrew Dane, Catherine Lee, Xiaolong Hu, Prashanta Kharel, Francesco Marsili, Solomon Assefa, Karl K. Berggren, and Dirk Englund, “On-chip detection of non-classical light by scalable integration of single-photon detectors,” *Nature Communications* **6**, 5873 (2015).
- [26] Cheng Wang, Carsten Langrock, Alireza Marandi, Marc Jankowski, Mian Zhang, Boris Desiatov, Martin M. Fejer, and Marko Lončar, “Ultrahigh-efficiency wavelength conversion in nanophotonic periodically poled lithium niobate waveguides,” *Optica* **5**, 1438–1441 (2018).
- [27] Kevin C. Chen, Eric Bersin, and Dirk Englund, “A polarization encoded photon-to-spin interface,” (2020), arXiv:2004.02381.
- [28] Mihir Pant, Hari Krovi, Don Towsley, Leandros Tassiulas, Liang Jiang, Prithwish Basu, Dirk Englund, and Saikat Guha, “Routing entanglement in the quantum internet,” *npj Quantum Information* **5**, 25 (2019).
- [29] Stefano Pirandola, “End-to-end capacities of a quantum communication network,” *Communications Physics* **2**, 51 (2019).
- [30] N. Kalb, A. A. Reiserer, P. C. Humphreys, J. J. W. Bakermans, S. J. Kamerling, N. H. Nickerson, S. C. Benjamin, D. J. Twitchen, M. Markham, and R. Hanson, “Entanglement distillation between solid-state quantum network nodes,” *Science* **356**, 928–932 (2017).
- [31] J. Cramer, N. Kalb, M. A. Rol, B. Hensen, M. S. Blok, M. Markham, D. J. Twitchen, R. Hanson, and T. H. Taminiau, “Repeated quantum error correction on a continuously encoded qubit by real-time feedback,” *Nature Communications* **7**, 11526 (2016).
- [32] Ashlesha Patil, Mihir Pant, Dirk Englund, Don Towsley, and Saikat Guha, “Entanglement generation in a quantum network at distance-independent rate,” (2020), arXiv:2005.07247 [quant-ph].