

Identifying Heavy-Flavor Jets Using Vectors of Locally Aggregated Descriptors

Jana Bielčíková,^{a,b} Raghav Kunnawalkam Elayavalli,^c Georgy Ponimatkin,^{1a,b,d} Jörn H. Putschke,^c and Josef Šivic^{d,e}

^a*Nuclear Physics Institute of the CAS, Rez 250 68, Czech Republic*

^b*Czech Technical University in Prague, FNSPE, Prague 115 19, Czech Republic*

^c*Wayne State University, Detroit MI, USA 48201*

^d*Czech Institute of Informatics, Robotics and Cybernetics at the Czech Technical University in Prague*

^e*Inria, Ecole Normale Supérieure, CNRS, PSL Research University, Paris, France*

E-mail: bielcikova@ujf.cas.cz, raghavke@wayne.edu,
ponimatkin@ujf.cas.cz, joern.putschke@wayne.edu, josef.sivic@cvut.cz

ABSTRACT: Jets of collimated particles arising from hard scattered partons have been studied extensively in hadron collisions. Jets serve a multitude of purposes as they are utilized in fundamental studies of the Standard Model (SM) and in searches for new particles. Recently, studies of jet interaction with the quark-gluon plasma (QGP) created in high energy heavy ion collisions are of growing interest, particularly towards understanding partonic energy loss in the QGP medium and its related modifications of the jet shower and fragmentation. Since the QGP is a colored medium, the extent of jet quenching and consequently, the transport properties of the medium are expected to be sensitive to fundamental properties of the jets such as the flavor of the parton that initiates the jet. Identifying the jet flavor enables an extraction of the mass dependence in jet-QGP interactions. We present a novel approach to tagging heavy-flavor jets at collider experiments utilizing the information contained within jet constituents via the **JetVLAD** model architecture. We show the performance of this model as characterized by common metrics and showcase its ability to extract high purity heavy-flavor jet sample at various realistic jet momenta and production cross-sections. Such studies open new opportunities for future high purity heavy-flavor measurements at jet energies accessible at current and future collider experiments.

KEYWORDS: Heavy-Flavor Jets, Machine Learning, Particle Descriptors, Secondary Vertex Detectors

¹Corresponding Author

Contents

1	Introduction	1
2	Datasets And Inputs	3
3	JetVLAD - Model	5
4	Classification Performance Metrics	7
5	Sensitivity To Hyper-Parameters And Model Uncertainties	8
6	Heavy-Flavor Jet Tagging At RHIC Energies	9
7	Conclusions and Outlook	10
A	Fast Simulation	13

1 Introduction

Jets arise from hard scattering of quarks/gluons in high energy hadron/ion collisions resulting in a collection of collimated particles in the detector. Jets are multi-scale objects that are sensitive to perturbative physics, such as in their production and in their parton shower or evolution [1–7] and non-perturbative effects such as in hadronization [8–10]. Recent theoretical advancements have extended quantum chromo-dynamics (QCD) calculations of the jet production cross-sections to beyond leading-order [11] and leading-log [12–14] and their resummations results in predictions that reproduce trends in data over several orders of magnitude for different collision energies. In addition to being useful in extracting the strong coupling constant (α_S) [15], jets have irreversibly established themselves as key probes in searches for beyond the standard model (BSM) particles (two recent publications from ATLAS[16] and CMS [17] on this topic) and in explorations of the quark-gluon plasma (QGP) produced in relativistic heavy ion collisions. For BSM searches, QCD jets, i.e. quark/gluon jets are treated as background where the signal arises from identifying boosted objects as signatures of new particles [18]. On the other hand, jets produced in heavy ion collisions undergo a phenomenon called jet quenching, which manifests as energy-loss and modifications to the jet structure due to interactions with the QGP medium. Jet quenching is an important signature of the QGP and we can extract the medium transport properties by comparing data with theoretical calculations of energy loss [19, 20]. For more details regarding jets in heavy ion collisions, we refer the reader to these review articles from experiment [21] and theory [22, 23]. Thus, in both these seemingly orthogonal areas

of jet physics, the ability to identify and characterize a jet based on fundamental properties in relation to its progenitor parton such as its energy, momentum and flavor are desired.

In this paper we focus on the topic of identifying or tagging a jet based on the flavor of the hard scattered parton. In the case of jet quenching studies, knowing the jet flavor presents an opportunity to systematically study the mass dependence of parton energy loss in the QGP. When only considering QCD radiations, the mass of the radiator effectively controls the phase space of the radiation as prescribed in the dead-cone effect [24]. The dead-cone effect has been measured and studied in electron-positron collisions [25] and recently explored in pp collisions at the Large Hadron Collider (LHC) [26–28]. In heavy ion collisions, the mass dependence of energy loss is still an open question with measurements at the LHC [29, 30] showing no significant differences between jets identified as heavy-flavor jets originating from a b/c -quark to light-flavor (gluons and u, d, s -quarks). It is possible that jets at the LHC (momenta $O(100 - 1000)$ GeV) are in high energy domain where the originating parton mass does not play a significant role in its interactions with the medium. Therefore such studies are especially important at the Relativistic Heavy Ion Collider (RHIC), where the smaller center of mass energy ($\sqrt{s} = 200$ GeV) produces jets with momenta $O(10)$ GeV which are expected to a greater extent to undergo interaction with medium and thus have enhanced sensitivity to parton flavor and mass [31, 32]. The smaller collision energy however makes the measurement challenging due to the significantly smaller jet production cross-section which in turn introduces a dependence on available statistics.

We present a machine learning model which utilizes experimental information based on jet and its constituents and we identify and tag populations of light- and heavy-flavor jets with increased efficiency and purity as compared to current state of the art classifications algorithms. In contrast to light quarks, the heavy-flavor quarks are produced early in the hard scattering due to their large mass and travel a significant distance in the detector before they decay. Upon jet evolution involving fragmentation and hadronization, these massive quarks leave a characteristic experimental signature of charged particle tracks pointing back to a displaced (secondary) vertex, as opposed to the primary vertex which corresponds to the hard scattering point of interaction. These vertices can be measured by high-resolution tracking detectors. Since these displaced vertices are an important feature of heavy-flavor jets, classification algorithms predominantly take into consideration some experimental quantity related to the displaced vertex such as the distance of closest approach (DCA), or the secondary vertex mass amongst others [33, 34]. At LHC energies, it is important to note that highly-virtual gluons originating from the hard scattering could produce jets that mimic heavy-flavor jets [35, 36]. This process is often treated as a part of the background since the gluon can split to a pair of heavy-flavor quarks during its evolution which could behave as a heavy-flavor jet. At the center of mass energies available at RHIC [37], this gluon splitting process is significantly suppressed due to the jet kinematics and the steeply falling parton momentum spectra.

There are two general categories of measurements involving identifying heavy-flavor jets i.e, ensemble based approaches and jet-by-jet approaches. Extracting the heavy-flavor jet fraction from an inclusive jet sample is typically done via template fits to utilizing distributions of signal and background. The latter approach of identifying jets individually

by associating a light- or heavy-flavor probability is more adaptable to machine learning approaches. The early examples of such taggers employed boosted-decision trees (BDT) and shallow neural networks (NN) to train on a sample of signal and background jets which were subsequently applied on data after correcting for the differences between data and the simulations [33, 34, 38]. Current state of the art studies and measurements at the LHC have expanded to include deep, convolutional and recurrent networks [39–42]. The classification procedure where the networks were trained on MC with associated signal/background labels is commonly known as supervised training and is dependent to an extent on the MC accurately representing data.¹

Since jets are essentially collections of objects (tracks/towers in experiment and particles in MC), a majority of the high performing heavy-flavor classification models currently used in experiment utilize information contained within these jet constituents. Experiments with charged particle and vertex tracking detectors with high pointing resolution, $O(10\text{--}100\mu m)$, can associate tracks originating from different vertices. Providing the jet constituents (4-momenta and vertex information) to a sufficiently complicated model should effectively include all available physics required to distinguish between heavy- and light-flavor jets. We introduce a model that utilizes these jet constituents and study the performance in detail for jets of varying momenta and for varying categories of inputs. The rest of the paper is organized as follows. The MC samples are outlined in section 2 along with a discussion of the different inputs types to the classification model. The JetVLAD model architecture is presented in section 3 and we present a discussion of performance metrics that are studied in this paper in section 4. We discuss the results for RHIC energies in section 6 and conclude our study with an outlook focusing on applicability in current and future experiments in section 7.

2 Datasets And Inputs

We use PYTHIA 8.235 [46] to generate di-jet events in proton-proton (pp) collisions at $\sqrt{s} = 200$ GeV. In order to maximize the classification performance, we name two classes of jets as light (originating from gluon, u, d, s quarks) and heavy-flavor (c, b quarks). To compare the effect of the production cross-section, we produce two sets of samples which are labeled as follows:

- Cross-section weighted
- Balanced - 50% light, 25% c -jet and 25% b -jet.

Particle decays in PYTHIA along $x - y$ and z are limited to maximum distances to 2000 mm and 600 mm, respectively. For each dataset, we generate both light- and heavy-flavor di-jet events with the invariant p_T corresponding to $[8 - 17]$, $[13 - 22]$, $[18 - 27]$ and $[23 - 42]$ GeV/ c . The overlap in the upper and lower limits is to maximize statistics when combining

¹While unsupervised and weakly supervised models are starting to be considered in high energy physics (particularly for tagging light-quark vs gluon jets) [43–45], they have yet to be successfully employed for heavy-flavor tagging.

the datasets together². The datasets are split into 80 : 10 : 10 for training, testing and validation covering a total of 2 million events for the balanced sample and 4 million events for the cross-section weighted sample.

In order to simulate particle interaction with the detector, we apply a fast simulation (Fast-Sim) of the STAR detector [47]. The Fast-Sim framework includes a parametrization of charged particle tracking efficiency, momentum resolution smearing and secondary vertex DCA smearing according to the STAR Time Projection Chamber (TPC) [48] and Heavy-Flavor Tracker (HFT) [49], respectively. The Fast-Sim procedure is outlined in greater detail in Appendix A. Post smearing, we reconstruct jets from all smeared charged particles using the anti- k_t reconstruction algorithm [50] as implemented in FastJet [51] with a jet resolution parameter $R = 0.4$. The charged particles which are associated to the jet are then further considered for classification procedure. These jets are often referred to as charged-jets and future extensions of this study will consider both charged and neutral components of a jet, taking into account the energy depositions recorded by both electromagnetic and hadronic calorimeters.

We separate the inputs into three different types including: tracking - p_T is the transverse momentum, η and ϕ are the pseudorapidity and azimuthal angle, fragmentation - $z, \Delta R, z(\Delta R)^2$ and secondary vertices - DCA_{xy}, DCA_z . For each of these classes, the inputs correspond to the values mentioned for each track in the jet. We do not take into account the particle ID or mass which are left for future studies. In addition to tracks, we can also include high level information related to jet fragmentation such as $z = \frac{p_T^{track}}{p_T^{jet}}$ fraction of jet momentum carried by the track, $\Delta R(\text{track}, \text{jet})$ opening angle between jet and track and $z\Delta R^2$, a quantity related to the jet mass when summed over all particles [52]. We also study the effect of including the secondary vertex DCA_{xy} and DCA_z to the tracking. Furthermore, by comparing the performance of the model with tracking and vertexing or tracking and fragmentation as inputs, one can estimate the impact such information will have on the tagging of heavy-flavor jets. This can help to clarify detector performance needed in future experiments or in upgrading current experiments.

The input distributions for $20 < p_T < 25$ GeV/ c jets are shown in figure 1, DCA_{xy} (top left), DCA_z (top right), z (bottom left) and ΔR (bottom right) for light jets in the green solid lines and heavy-flavor separated into b and c -jets in the blue dashed and red dot-dashed lines, respectively. As the mass of the originating parton increases, we find jets to have a larger width in the secondary vertex and distinctive shifts in the opening angles and fragmentation. For the purposes of the training, we combine both b and c -jets into a single class called heavy-flavor jets.

Before we train our model, variables are normalized to their mean to ensure uniformity amongst datasets, which is a necessary step in machine learning (ML) often referred to as pre-processing.

²The samples used in this study are made available along with all the necessary software tool-kits for processing and training/testing upon publication

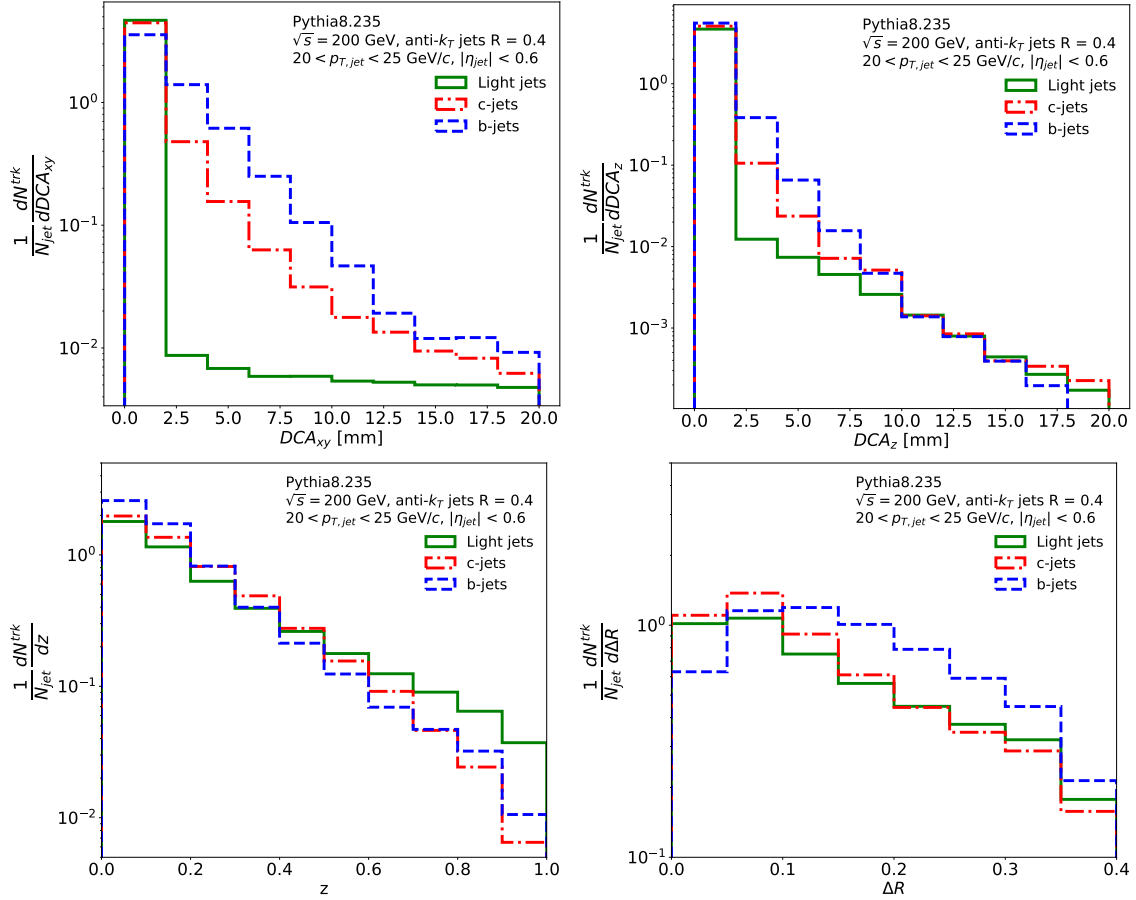


Figure 1. Distributions of a subset of input variables DCA_{xy} (top left), DCA_z (top right), z (bottom left) and ΔR (bottom right) for light (black), c (red) and b-jets (blue) as generated in PYTHIA. (COLOR ONLINE)

3 JetVLAD - Model

Two broad categories of jet representations for machine learning tasks are the graph based or the set based approach. The former comes from the fact that we can traverse back through the jet clustering history to recreate in some metric, the original parton shower. This approach has disadvantages, namely that such ordering is clearly dependent on the underlying model of parton shower evolution and also factors in the specific algorithm utilized for the de-clustering. This might lead to a wider domain gap between simulated jets from MC which are used for the training of a machine learning algorithm and experimentally reconstructed jets in data.

The set based approach utilizes a simpler view, where we can consider a jet as a set or collection of particles. Such approaches could also be dependent on the type of algorithm used for jet finding but those effects are typically small. As an appreciable consequence, this approach has a smaller domain gap due to an easier theoretical description of jets at this level and it has less model dependence than the graph based description. Another

benefit of this approach is that primary jet finding is predominantly done using anti- k_t jet clustering algorithm and such jets do not have a physical clustering tree (in comparison to the k_t [53] and C/A [54] algorithms).

We begin description of our model by formalizing the dataset notation. We are given a jet \mathcal{J} composed of a set of particles which are created by an action of the anti- k_t jet clustering algorithm, i.e.

$$\mathcal{J} = \{(p_{T,i}, \eta_i, \phi_i, \dots)\}_{i=1}^n, \quad (3.1)$$

where n corresponds to the total number of jet constituents. In recent publications, set represented jets were classified using Recurrent Neural Network (RNN) models [45], where an artificial ordering in p_T or vertex distance was introduced. To overcome such an arbitrary ordering, one might use an aggregation method, that will allow us to characterize a set of inputs into a fixed-length feature vector. An analogous situation is found in computer vision with respect to the procedure of place recognition, where one wants to recognize a landmark (say the Eiffel tower). In this case we often deal with a variable size set of feature descriptors extracted from the image. For example, depending on the place where the photo was taken, we might have variable amount of trees, cars and other background objects.

The **NetVLAD** is an adaptive pooling layer that takes a set of feature descriptors as an input and returns a fixed-length feature vector that characterizes each set [55, 56]. While in computer vision one needs a feature extractor that yields meaningful descriptors, in physics, observables already hold rich information regarding the jet shower. Thus we can omit the feature extractor stage and use tracks belonging to a jet which we call henceforth as particle descriptors. The ordering of the particle descriptors in the input was varied in a randomized fashion with no particular ordering having an impact on the classification performance. ¶ Given a jet \mathcal{J} with n tracks, each of which is represented by a d -dimensional particle descriptor, as described in equation 3.1, we define k clusters in the input space of the model, where each cluster is represented by parameter vectors \mathbf{w}_k , \mathbf{c}_k and scalar b_k that are learnt from data. The output of **NetVLAD** layer is a $d \times k$ -dimensional matrix, whose elements are given by

$$\mathbf{V}_{j,k} = \sum_{i=1}^n \frac{e^{\mathbf{w}_k^T \mathbf{x}_i + b_k}}{\sum_{k'} e^{\mathbf{w}_{k'}^T \mathbf{x}_i + b_{k'}}} (\mathbf{x}_{i,j} - \mathbf{c}_{k,j}). \quad (3.2)$$

Here $\mathbf{x}_{i,j}$ is a j -th element of the i -th particle descriptor and $\mathbf{c}_{k,j}$ is the j -th element of the k -th cluster center vector. This matrix is then L^2 normalized column-wise, transformed into a vector and then again L^2 normalized. **NetVLAD** hence summarizes a set of particle descriptors into one fixed-length feature vector, that is then fed into the standard feed-forward neural network. Please note that the vectors \mathbf{w}_k , \mathbf{c}_k and scalar b_k for each of cluster are parameters of this **NetVLAD** layer and learnt from data (together with other parameters of the model) in a discriminating manner using back-propagation as described below.

We chose our network architecture to mimic the ResNet model family [57], by utilizing residual blocks with batch normalization, in order to simplify the learning problem. Width of our model was chosen to be the same as the output of **NetVLAD** layer. We also utilize Dropout method [58] in order to increase generalization of our chosen model. Our total

architecture thus can be written as

$$\text{JetVLAD} = \text{NetVLAD}(N_c) \rightarrow D \times [\text{ResidualBlock}] \rightarrow \text{Softmax}, \quad (3.3)$$

where N_c is the number of clusters and D is the depth. We train our model using momentum stochastic gradient descent (SGD) [59] with cosine annealing and a warm restart. We chose learning rate of 0.013, and annealing parameters $T_0 = 1$ and $T_{\text{mult}} = 3$ by utilizing random grid search. The model was trained for maximum of 2000 epochs, with early stopping criterion of 10 epochs used. We also found that number of clusters $N_c = 33$ and depth $D = 4$ were good set of hyper-parameters.

4 Classification Performance Metrics

In order to evaluate performance of the model one has to choose a meaningful set of metrics that will quantify key aspects of model performance. The first metric is called efficiency, in physics or true positive rate (TPR), in machine learning/computer vision and it is defined as

$$\text{TPR} = \frac{\text{TP}}{\text{P}}. \quad (4.1)$$

Here TP is a number of positively identified heavy-flavor jets and P is a total number of heavy-flavor jets in the testing sample. Hence, this metric tells us the fraction of the signal that the model will extract from the sample.

Next metric that is closely related to the efficiency is mis-identification probability, in physics or false positive rate (FPR), in machine learning/computer vision,

$$\text{FPR} = \frac{\text{FP}}{\text{N}}. \quad (4.2)$$

Here FP is a number of false-positive samples identified in the testing sample and N is a total number of background objects in the testing sample. This metric quantifies the amount of background that still persists in the signal post classification. Another related metric is background rejection (REJ), which has no analogies in machine learning literature, and is given by

$$\text{REJ} = \frac{1}{\text{FPR}}. \quad (4.3)$$

This determines how much of the true background will be rejected per one false-positive detection. It is a useful quantity particularly for heavy-flavor jet classification where the signal is two orders of magnitude smaller than the background due to the difference in the production cross-sections.

Last relevant metric is purity, in physics or precision, in machine learning and it is given by

$$\text{PREC} = \frac{\text{TP}}{\text{TP} + \text{FP}}, \quad (4.4)$$

where TP is a number of true positive objects found in the testing sample and FP is a number of false positive objects found in the testing sample. As its name suggests, this metric tells us the extent of contamination in the signal with false-positive objects. Summary of all the metrics and their definitions are given in table 1.

Physics	Machine Learning	Definition
Tagging Efficiency	True Positive Rate (TPR)/Recall	$\text{TPR} = \frac{\text{TP}}{\text{P}}$
Misidentification Prob.	False Positive Rate (FPR)	$\text{FPR} = \frac{\text{FP}}{\text{N}}$
Background Rejection		$\text{REJ} = \frac{1}{\text{FPR}}$
Signal Purity	Precision	$\text{PREC} = \frac{\text{TP}}{\text{TP} + \text{FP}}$

Table 1. Classification metrics used in physics and machine learning.

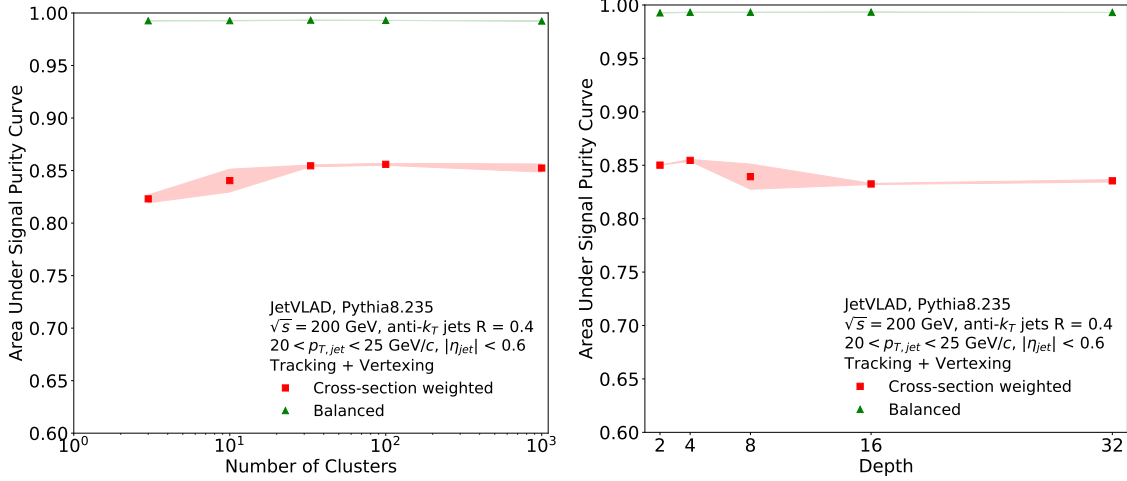


Figure 2. Hyper-parameter scans for NetVLAD layer showing the performance for heavy-flavor identification purity as we vary the number of clusters (left) and the model depth (right).

5 Sensitivity To Hyper-Parameters And Model Uncertainties

In order to study the dynamics of our model, we run a study to quantify effects of hyper-parameter change on the model performance. In each run, we fixed one of the parameters (for example, number of clusters) and varied the other one (model depth). Results for cluster scan, during which we fixed depth of the model $D = 4$, and varied the number of clusters can be seen in the left panel of figure 2. The area under the purity curve is used as a metric of performance and we see no significant improvement beyond a total of 33 clusters. Similarly, the depth hyper-parameter sensitivity study shown in the right panel figure 2 during which we fixed $N_c = 33$.

Estimating systematic uncertainties of a deep neural networks is a rather recent development with different ideas [60–62]. Given that the model hyper-parameters were fixed for optimal performance, modifying those is not an appropriate way to truly estimate the uncertainties inherent in the model. Given a fixed representation of JetVLAD used in this study, we find a total of 111608 trainable parameters. Each of these parameters or weights are initially randomized and are later fixed during the training. We further randomize these input weights with three iterations of the model training and the different results are taken as a systematic variation of the classification and show in the corresponding shaded regions with their average taken as the central value.

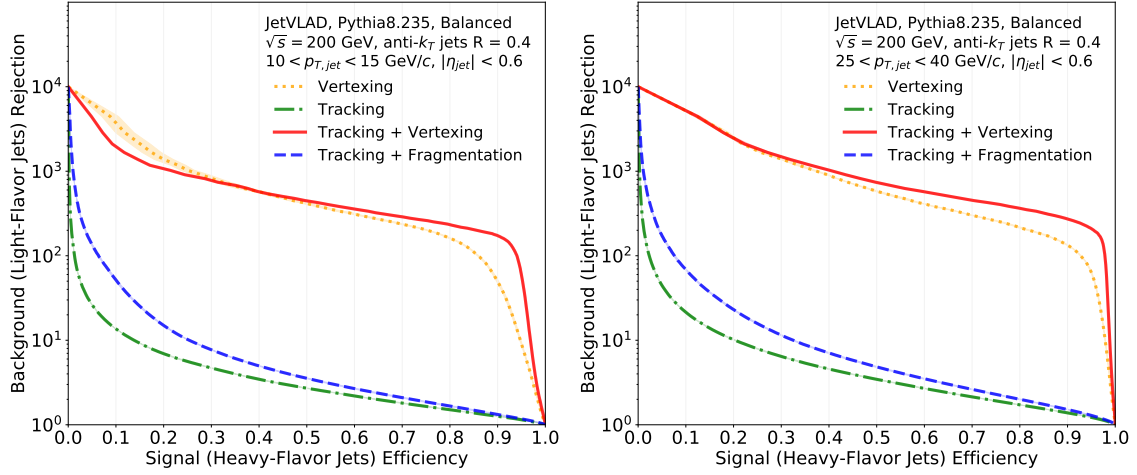


Figure 3. Background rejection vs efficiency curves shown for different inputs in the lines (described in the text) for balanced samples. The left and right panels show jets with $10 < p_T < 15$ and $25 < p_T < 40$ GeV/ c .

6 Heavy-Flavor Jet Tagging At RHIC Energies

Each sample of heavy-flavor jets, cross-section weighted and balanced, is trained and validated in parallel. The cross-section weighting is included in the datasets and is not considered explicitly in the training procedure. Once trained, we have two sets of model weights corresponding to the different datasets, which we can then use to further test the performance of JetVLAD on the respective samples. The background rejection vs efficiency curves for the balanced dataset are shown in figure 3, where the left and right panels represent $R = 0.4$ jets with $10 < p_T < 15$ GeV/ c and $20 < p_T < 40$ GeV/ c , respectively.

Each curve in the plot represents different inputs to the model such as vertexing (dotted yellow), tracking (dot-dashed green), tracking + vertexing (solid red) and tracking + fragmentation (dashed blue). Similarly the performance for the cross-section weighted sample is shown in figure 4. For both weighted and balanced datasets, we find the secondary vertex information provides the maximal impact on tagging heavy-flavor jets. The inclusion of tracking information in the input shows improved background rejection at large efficiencies while models trained with fragmentation information show a slight improvement on top of tracking at small efficiencies but do not significantly improve the performance at large efficiencies.

We also study the purity vs efficiency for the different inputs and weighted samples in figure 5. In contrast to the background rejection that did not show a large effect when considering the cross-section weighting, the purity on the other hand shows a distinct improvement for balanced samples. The purity for balanced dataset being close to 100% can be understood due to the unrealistic yield of heavy-flavor jets in the sample. A more realistic performance, comparable to experimental data is shown for the cross-section weighted sample where for lower p_T jets with 80% efficiency, we have 85% purity and a background rejection of 223. In both studies, we find the tracking + vertexing still has the largest purity

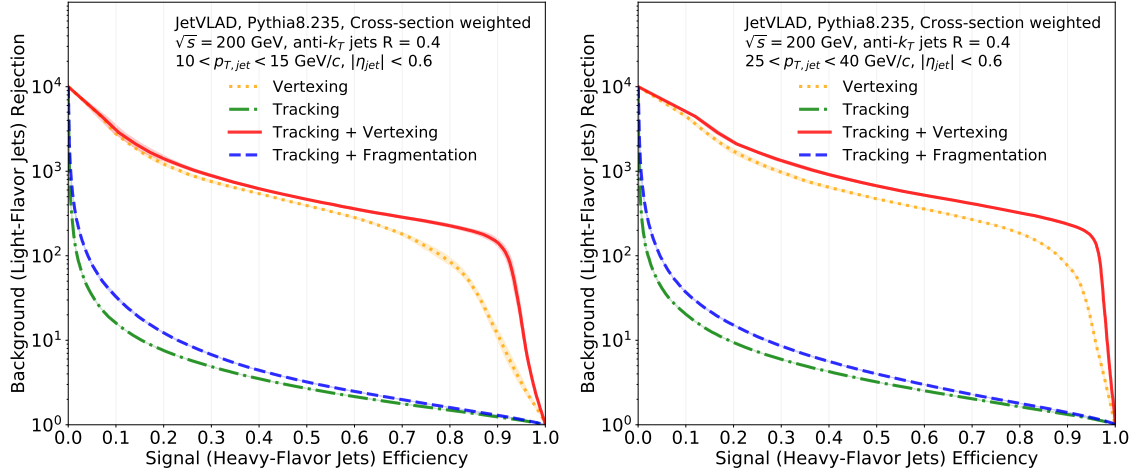


Figure 4. Background rejection vs efficiency curves shown for different inputs for cross-section weighted samples. The left and right panels show jets with $10 < p_T < 15$ and $25 < p_T < 40$ GeV/ c .

at given efficiency.

The purity (left) and background rejection (right) as a function of jet momenta for the tracking + vertexing input are shown in figure 6. We find a consistent trend of increasing background rejections at given efficiencies with increasing jet p_T . At fixed purity of 70%, we also find a similar trend as before with increasing efficiency. At signal purity closer to 80%, we find an interesting trend for the highest momenta jets where the efficiency drops significantly indicating a kinematic effect of the jets and their substructure.

We choose two working points based on efficiencies of 80% and 50% for which the corresponding purity and background rejections in cross-section weighted and balanced datasets are shown in table 2. As we increase the jet p_T , we find that the signal purity is relatively consistent for both working points with a notable exception at the highest jet momenta. The background rejection increases in a non-linear fashion as jet momenta increase with the working point at 50% efficiency having a rejection similar to the difference in the cross-sections.

7 Conclusions and Outlook

We discussed the impact of jet flavor identification on studies of the QGP transport properties. Focusing on particularly identifying jets originating from heavy quarks such as b and c , as opposed to those that originate from lighter quarks and gluons. With the advent of deep learning techniques, we focus on jet-by-jet identification of heavy-flavor jets at RHIC energies where the lower p_T jets experience interactions between jet and the QGP medium. We introduced the **JetVLAD** model which takes charged jet constituents with varying quantities as input and aggregates to a descriptor vector which can then be used to compare different jet populations. We trained the model on light- and heavy-flavor jets in PYTHIA and compared the classification performance for different varieties of track inputs based on metrics such as purity and background rejection at various signal efficiencies. In our studies

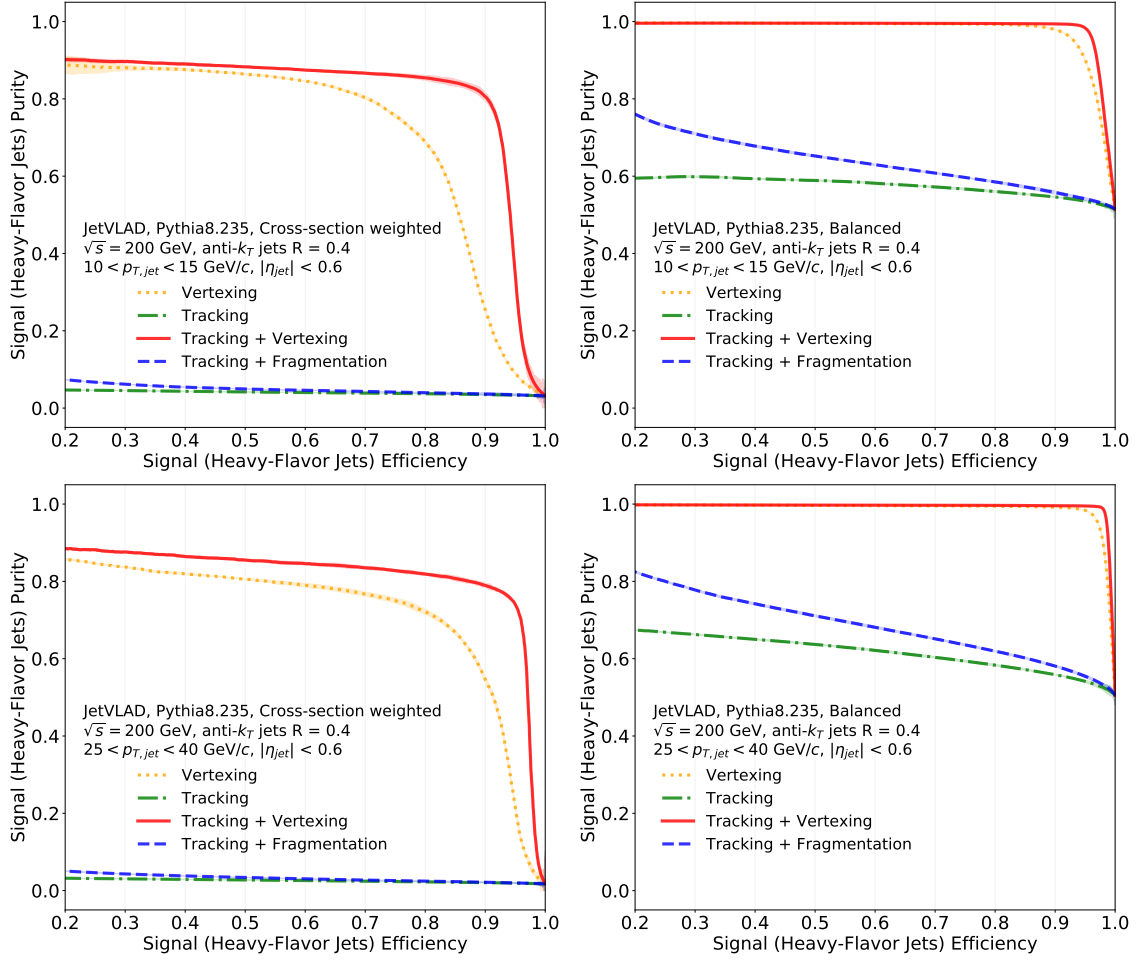


Figure 5. Purity vs efficiency curves shown for different inputs in the colored lines and for cross-section weighted (left) and balanced (right) samples. The top and bottom panels show jets with $10 < p_T < 15$ and $25 < p_T < 40$ GeV/ c .

we identified a combination of track inputs such as the secondary vertex ($DCA_{x,y}$, DCA_z) and the kinematics of the tracks (p_T, η, ϕ) performed optimally leading to a signal purity of 85% for an efficiency of 80% when we consider the cross-section weighted sample. We also studied the effect of the jet momenta and found that with increasing jet momenta, we increased the background rejection while the signal purity was relatively consistent at a given efficiency which can be utilized as an experimental working point. Our studies highlight the importance of a precision vertex detector for heavy flavor studies.

We demonstrated for the first time at RHIC energies the ML techniques based on particle descriptors outperform in a competitive matter, current models that have been utilized at the LHC. These low momenta jets at RHIC are particular important for studies of the QGP transport properties since they are the ones that are expected to have the largest interactions with the medium. As the standard methods do not consider novel correlations between inputs, the aggregated particle descriptors offer a feature space where the inher-

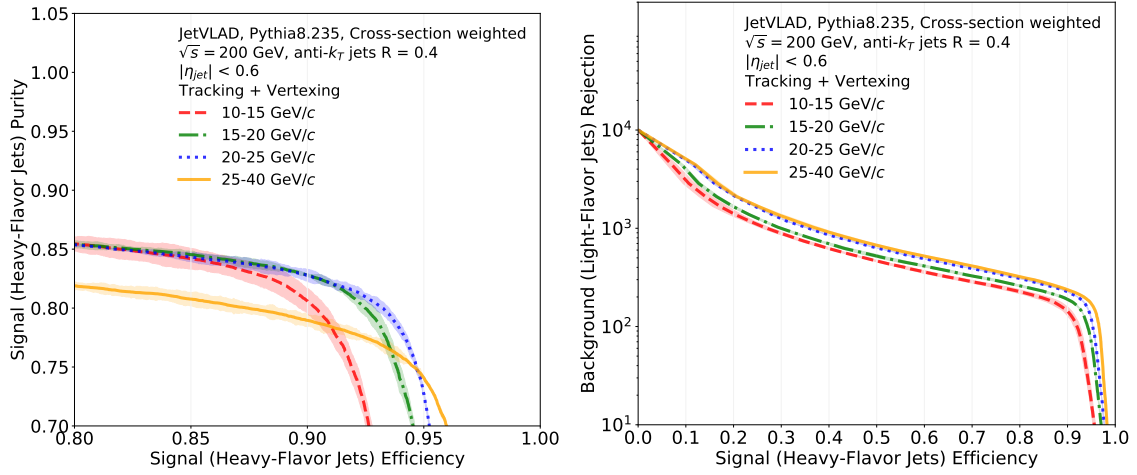


Figure 6. Purity (left) and background rejection (right) vs efficiency for tracking + vertexing input. Each curve corresponds to a different jet p_T selections.

Range in jet p_T [GeV/ c]	Tagging Efficiency	Signal Purity	Background Rejection
[10 - 15]	80%	85% (99%)	223 (230)
	50%	88% (99%)	476 (449)
[15 - 20]	80%	85% (99%)	259 (259)
	50%	88% (99%)	506 (476)
[20 - 25]	80%	85% (99%)	310 (336)
	50%	88% (99%)	624 (740)
[25 - 40]	80%	81% (99%)	322 (366)
	50%	85% (99%)	677 (740)

Table 2. JetVLAD classification performance in purity and rejection for different jet p_T ranges for the cross-section weighted (balanced) datasets with two working points based on efficiencies of 80% and 50%, respectively.

ent differences between light- and heavy-flavor jets are highlighted leading to significant improvements in classification performance.

Future explorations of this model include studying the effects of the heavy ion underlying event and also its extension to jet production at the LHC where one can explore BSM searches. While we have utilized the detector smearing based on the STAR Heavy-Flavor Tracker detector, this technique can be utilized to create a standard performance toolkit at sPHENIX [63] and in guiding detector design at the recently approved Electron Ion Collider (EIC). Studies at sPHENIX, whose vertex detector is designed for high density heavy ion environment, are of an immediate benefit for our model. Conversely, detectors at the EIC are more tuned towards precision measurements in a low density environment where one could take advantage of the JetVLAD model architecture that effectively reduces the dimen-

sionality of inputs to an aggregated vector, leading to variety of applications. In principle such a model can be utilized for studies related to particle flow, taking into account both charged and neutral candidates in experiment and also for mapping detector performance.

Acknowledgments

We thank Dennis Perepelitsa, Leticia Cunqueiro and Marta Verweij for comments on the draft. We also like to thank Jan Kreps and the CIIRC IT department for computing help. Antoine Miech's LOUPE library [56] was used as the starting point for the **NetVLAD** layer. RKE thanks the Wayne State University computing grid for resources used in generating the training and testing datasets. RKE and JP are supported by US DOE grant No. DE-FG02-92ER40713. GP and JB are supported by project LTT18002 of the Ministry of Education, Youth and Sport of the Czech Republic. JB is supported by European Regional Development Fund-Project "Center of Advanced Applied Science" No. CZ.02.1.01/0.0/0.0/16 – 019/0000778. JS is partly supported by the the European Regional Development Fund under the project IMPACT (reg. no. CZ.02.1.01/0.0/0.0/15_003/0000468) and by the French government under management of Agence Nationale de la Recherche as part of the "Investissements d'avenir" program, reference ANR-19-P3IA-0001 (PRAIRIE 3IA Institute).

A Fast Simulation

Here we describe the fast simulation framework that was used in order to simulate detector response. Since a full detector simulation via GEANT is time consuming, one can capture major effects via parametrizing the response. To account for the tracking efficiency at STAR in proton-proton collisions, each charged and final state track is dropped with probability of 20% [64]. The TPC also produces a momentum smearing [64], which is modeled by

$$p_T = \mathcal{N}(p_T, 0.003 \cdot p_T^2). \quad (\text{A.1})$$

Regarding the finite vertex resolution, we apply a parametrization of the STAR heavy-flavor Tracker [], by fitting the resolutions of DCA_{xy} and DCA_z dependent on the track momentum \mathbf{p}

$$DCA_{xy} = \mathcal{N}(DCA_{xy}, \sigma_{xy}(\mathbf{p})), \quad (\text{A.2})$$

$$DCA_z = \mathcal{N}(DCA_z, \sigma_z(\mathbf{p})). \quad (\text{A.3})$$

Post smearing, we apply selection criteria on the tracks similar to an experimental analysis

- Minimal smeared transverse momentum of the track is $p_T > 0.2 \text{ GeV}/c$.
- $|DCA_z| < 60 \text{ mm}$ and $|DCA_{xy}| < 20 \text{ mm}$

As mentioned before, this particular parametrization is based upon the existing STAR experiment. The upcoming sPHENIX experiment is designed for better tracking efficiency and includes specific detector prioritizing secondary vertex resolution such as the MVTX [65] which will further increase the classification performance.

References

- [1] G. Sterman and S. Weinberg, *Jets from quantum chromodynamics*, *Phys. Rev. Lett.* **39** (Dec, 1977) 1436–1439.
- [2] R. P. Feynman, R. D. Field, and G. C. Fox, *Quantum-chromodynamic approach for the large-transverse-momentum production of particles and jets*, *Phys. Rev. D* **18** (Nov, 1978) 3320–3343.
- [3] V. N. Gribov and L. N. Lipatov, *Deep inelastic $e p$ scattering in perturbation theory*, *Sov. J. Nucl. Phys.* **15** (1972) 438–450. [*Yad. Fiz.*15,781(1972)].
- [4] L. N. Lipatov, *The parton model and perturbation theory*, *Sov. J. Nucl. Phys.* **20** (1975) 94–102. [*Yad. Fiz.*20,181(1974)].
- [5] Y. L. Dokshitzer, *Calculation of the Structure Functions for Deep Inelastic Scattering and $e^+ e^-$ Annihilation by Perturbation Theory in Quantum Chromodynamics.*, *Sov. Phys. JETP* **46** (1977) 641–653. [*Zh. Eksp. Teor. Fiz.*73,1216(1977)].
- [6] G. Altarelli and G. Parisi, *Asymptotic Freedom in Parton Language*, *Nucl. Phys.* **B126** (1977) 298–318.
- [7] S. Catani and M. H. Seymour, *A General algorithm for calculating jet cross-sections in NLO QCD*, *Nucl. Phys.* **B485** (1997) 291–419, [[hep-ph/9605323](#)]. [Erratum: *Nucl. Phys.*B510,503(1998)].
- [8] B. Andersson, G. Gustafson, G. Ingelman, and T. Sjostrand, *Parton Fragmentation and String Dynamics*, *Phys. Rept.* **97** (1983) 31–145.
- [9] B. R. Webber, *A QCD Model for Jet Fragmentation Including Soft Gluon Interference*, *Nucl. Phys.* **B238** (1984) 492–528.
- [10] M. Wobisch and T. Wengler, *Hadronization corrections to jet cross-sections in deep inelastic scattering*, in *Monte Carlo generators for HERA physics. Proceedings, Workshop, Hamburg, Germany, 1998-1999*, pp. 270–279, 1998. [[hep-ph/9907280](#)].
- [11] J. Currie, E. W. N. Glover, and J. Pires, *Next-to-Next-to Leading Order QCD Predictions for Single Jet Inclusive Production at the LHC*, *Phys. Rev. Lett.* **118** (2017), no. 7 072002, [[arXiv:1611.01460](#)].
- [12] Z.-B. Kang, F. Ringer, and I. Vitev, *Inclusive production of small radius jets in heavy-ion collisions*, *Phys. Lett. B* **769** (2017) 242–248, [[arXiv:1701.05839](#)].
- [13] M. Dasgupta, F. A. Dreyer, K. Hamilton, P. F. Monni, and G. P. Salam, *Logarithmic accuracy of parton showers: a fixed-order study*, *JHEP* **09** (2018) 033, [[arXiv:1805.09327](#)].
- [14] M. Dasgupta, F. A. Dreyer, K. Hamilton, P. F. Monni, G. P. Salam, and G. Soyez, *Parton showers beyond leading logarithmic accuracy*, [arXiv:2002.11114](#).
- [15] D. Britzger, K. Rabbertz, D. Savoiu, G. Sieber, and M. Wobisch, *Determination of the strong coupling constant using inclusive jet cross section data from multiple experiments*, *Eur. Phys. J.* **C79** (2019), no. 1 68, [[arXiv:1712.00480](#)].
- [16] **ATLAS** Collaboration, G. Aad et al., *Search for dijet resonances in events with an isolated charged lepton using $\sqrt{s} = 13$ TeV proton-proton collision data collected by the ATLAS detector*, [arXiv:2002.11325](#).

- [17] **CMS** Collaboration, A. M. Sirunyan et al., *Search for physics beyond the standard model in events with jets and two same-sign or at least three charged leptons in proton-proton collisions at $\sqrt{s} = 13$ TeV*, [arXiv:2001.10086](#).
- [18] A. J. Larkoski, I. Moult, and B. Nachman, *Jet Substructure at the Large Hadron Collider: A Review of Recent Advances in Theory and Machine Learning*, *Phys. Rept.* **841** (2020) 1–63, [[arXiv:1709.04464](#)].
- [19] **JET** Collaboration, K. M. Burke et al., *Extracting the jet transport coefficient from jet quenching in high-energy heavy-ion collisions*, *Phys. Rev.* **C90** (2014), no. 1 014909, [[arXiv:1312.5003](#)].
- [20] **Jetscape** Collaboration, R. Soltz, *Bayesian extraction of \hat{q} with multi-stage jet evolution approach*, *PoS HardProbes2018* (2019) 048.
- [21] M. Connors, C. Nattrass, R. Reed, and S. Salur, *Jet measurements in heavy ion physics*, *Rev. Mod. Phys.* **90** (2018) 025005, [[arXiv:1705.01974](#)].
- [22] G.-Y. Qin and X.-N. Wang, *Jet quenching in high-energy heavy-ion collisions*, *Int. J. Mod. Phys.* **E24** (2015), no. 11 1530014, [[arXiv:1511.00790](#)]. [,309(2016)].
- [23] J.-P. Blaizot and Y. Mehtar-Tani, *Jet Structure in Heavy Ion Collisions*, *Int. J. Mod. Phys.* **E24** (2015), no. 11 1530012, [[arXiv:1503.05958](#)].
- [24] Y. L. Dokshitzer, V. A. Khoze, and S. I. Troyan, *On specific qcd properties of heavy quark fragmentation (dead cone)*, *Journal of Physics G: Nuclear and Particle Physics* **17** (oct, 1991) 1602–1604.
- [25] **DELPHI** Collaboration, J. Abdallah et al., *Study of b-quark mass effects in multijet topologies with the DELPHI detector at LEP*, *Eur. Phys. J.* **C55** (2008) 525–538, [[arXiv:0804.3883](#)].
- [26] F. Maltoni, M. Selvaggi, and J. Thaler, *Exposing the dead cone effect with jet substructure techniques*, *Phys. Rev.* **D94** (2016), no. 5 054015, [[arXiv:1606.03449](#)].
- [27] L. Cunqueiro and M. Păcosko, *Searching for the dead cone effects with iterative declustering of heavy-flavor jets*, *Phys. Rev.* **D99** (2019), no. 7 074027, [[arXiv:1812.00102](#)].
- [28] **ALICE** Collaboration, N. Zardoshti, *First Direct Observation of the Dead-Cone Effect*, [arXiv:2004.05968](#).
- [29] **CMS** Collaboration, S. Chatrchyan et al., *Evidence of b-Jet Quenching in PbPb Collisions at $\sqrt{s_{NN}} = 2.76$ TeV*, *Phys. Rev. Lett.* **113** (2014), no. 13 132301, [[arXiv:1312.4198](#)]. [Erratum: *Phys. Rev. Lett.* 115, no. 2, 029903 (2015)].
- [30] **CMS** Collaboration, A. M. Sirunyan et al., *Comparing transverse momentum balance of b jet pairs in pp and PbPb collisions at $\sqrt{s_{NN}} = 5.02$ TeV*, *JHEP* **03** (2018) 181, [[arXiv:1802.00707](#)].
- [31] Z.-B. Kang, J. Reiten, I. Vitev, and B. Yoon, *Light and heavy flavor dijet production and dijet mass modification in heavy ion collisions*, *Phys. Rev.* **D99** (2019), no. 3 034006, [[arXiv:1810.10007](#)].
- [32] H. T. Li and I. Vitev, *Jet splitting function in the vacuum and QCD medium*, *PoS HardProbes2018* (2018) 077, [[arXiv:1812.03348](#)].
- [33] **ATLAS** Collaboration, G. Aad et al., *Performance of b-Jet Identification in the ATLAS Experiment*, *JINST* **11** (2016), no. 04 P04008, [[arXiv:1512.01094](#)].

- [34] **CMS Collaboration**, S. Chatrchyan et al., *Identification of b -Quark Jets with the CMS Experiment*, *JINST* **8** (2013) P04013, [[arXiv:1211.4462](#)].
- [35] P. Ilten, N. L. Rodd, J. Thaler, and M. Williams, *Disentangling Heavy Flavor at Colliders*, *Phys. Rev.* **D96** (2017), no. 5 054019, [[arXiv:1702.02947](#)].
- [36] M. Voutilainen, *Heavy quark jets at the LHC*, *Int. J. Mod. Phys.* **A30** (2015), no. 31 1546008, [[arXiv:1509.05026](#)].
- [37] **STAR Collaboration** Collaboration, S. Oh, “Performance of Heavy-flavor Tagged Jet Identification in STAR.” 2018.
- [38] K. Jung, *Flavors in the Soup: An Overview of Heavy-Flavored Jet Energy Loss at CMS*. PhD thesis, Illinois U., Chicago, 2016.
- [39] D. Guest, J. Collado, P. Baldi, S.-C. Hsu, G. Urban, and D. Whiteson, *Jet flavor classification in high-energy physics with deep neural networks*, *Phys. Rev. D* **94** (Dec, 2016) 112002.
- [40] **CMS Collaboration**, A. M. Sirunyan et al., *A deep neural network for simultaneous estimation of b jet energy and resolution*, [arXiv:1912.06046](#).
- [41] **ATLAS Collaboration** Collaboration, A. Collaboration, *Identification of Jets Containing b -Hadrons with Recurrent Neural Networks at the ATLAS Experiment*, Tech. Rep. ATL-PHYS-PUB-2017-003, CERN, Geneva, Mar, 2017.
- [42] **ATLAS Collaboration** Collaboration, A. Collaboration, *Optimisation and performance studies of the ATLAS b -tagging algorithms for the 2017-18 LHC run*, Tech. Rep. ATL-PHYS-PUB-2017-013, CERN, Geneva, Jul, 2017.
- [43] L. M. Dery, B. Nachman, F. Rubbo, and A. Schwartzman, *Weakly Supervised Classification in High Energy Physics*, *JHEP* **05** (2017) 145, [[arXiv:1702.00414](#)].
- [44] P. T. Komiske, E. M. Metodiev, B. Nachman, and M. D. Schwartz, *Learning to classify from impure samples with high-dimensional data*, *Phys. Rev. D* **98** (2018), no. 1 011502, [[arXiv:1801.10158](#)].
- [45] A. Andreassen, I. Feige, C. Frye, and M. D. Schwartz, *JUNIPR: a Framework for Unsupervised Machine Learning in Particle Physics*, *Eur. Phys. J.* **C79** (2019), no. 2 102, [[arXiv:1804.09720](#)].
- [46] T. Sjöstrand, S. Ask, J. R. Christiansen, R. Corke, N. Desai, P. Ilten, S. Mrenna, S. Prestel, C. O. Rasmussen, and P. Z. Skands, *An Introduction to PYTHIA 8.2*, *Comput. Phys. Commun.* **191** (2015) 159–177, [[arXiv:1410.3012](#)].
- [47] **STAR Collaboration**, K. Ackermann et al., *STAR Detector overview*, *Nucl. Instrum. Meth.* **A499** (2003) 624–632.
- [48] M. Anderson et al., *The Star time projection chamber: A Unique tool for studying high multiplicity events at RHIC*, *Nucl. Instrum. Meth.* **A499** (2003) 659–678, [[nucl-ex/0301015](#)].
- [49] H. Qiu, *Star heavy flavor tracker*, *Nuclear Physics A* **931** (2014) 1141 – 1146. QUARK MATTER 2014.
- [50] M. Cacciari, G. P. Salam, and G. Soyez, *The Anti- $k(t)$ jet clustering algorithm*, *JHEP* **04** (2008) 063, [[arXiv:0802.1189](#)].

- [51] M. Cacciari, G. P. Salam, and G. Soyez, *FastJet User Manual*, *Eur. Phys. J. C* **72** (2012) 1896, [[arXiv:1111.6097](#)].
- [52] Z.-B. Kang, K. Lee, and F. Ringer, *Jet angularity measurements for single inclusive jet production*, *JHEP* **04** (2018) 110, [[arXiv:1801.00790](#)].
- [53] S. Catani, Y. L. Dokshitzer, M. H. Seymour, and B. R. Webber, *Longitudinally invariant K_t clustering algorithms for hadron hadron collisions*, *Nucl. Phys.* **B406** (1993) 187–224.
- [54] Y. L. Dokshitzer, G. D. Leder, S. Moretti, and B. R. Webber, *Better jet clustering algorithms*, *JHEP* **08** (1997) 001, [[hep-ph/9707323](#)].
- [55] R. Arandjelović, P. Gronat, A. Torii, T. Pajdla, and J. Sivic, *Netvlad: Cnn architecture for weakly supervised place recognition*, *IEEE Transactions on Pattern Analysis and Machine Intelligence* **40** (2018), no. 6 1437–1451.
- [56] A. Miech, I. Laptev, and J. Sivic, *Learnable pooling with context gating for video classification*, *CoRR* **abs/1706.06905** (2017) [[arXiv:1706.06905](#)].
- [57] K. He, X. Zhang, S. Ren, and J. Sun, *Deep residual learning for image recognition*, *CoRR* **abs/1512.03385** (2015) [[arXiv:1512.03385](#)].
- [58] N. Srivastava, G. Hinton, A. Krizhevsky, I. Sutskever, and R. Salakhutdinov, *Dropout: A simple way to prevent neural networks from overfitting*, *J. Mach. Learn. Res.* **15** (Jan., 2014) 1929–1958.
- [59] I. Loshchilov and F. Hutter, *SGDR: stochastic gradient descent with restarts*, *CoRR* **abs/1608.03983** (2016) [[arXiv:1608.03983](#)].
- [60] M. Segù, A. Loquercio, and D. Scaramuzza, *A general framework for uncertainty estimation in deep learning*, *CoRR* **abs/1907.06890** (2019) [[arXiv:1907.06890](#)].
- [61] C. Englert, P. Galler, P. Harris, and M. Spannowsky, *Machine Learning Uncertainties with Adversarial Neural Networks*, *Eur. Phys. J. C* **79** (2019), no. 1 4, [[arXiv:1807.08763](#)].
- [62] G. Kasieczka, M. Luchmann, F. Otterpohl, and T. Plehn, *Per-Object Systematics using Deep-Learned Calibration*, [[arXiv:2003.11099](#)].
- [63] **PHENIX** Collaboration, A. Adare et al., *An Upgrade Proposal from the PHENIX Collaboration*, [[arXiv:1501.06197](#)].
- [64] J. Rusnak, *Jet Reconstruction in Au+Au collisions at RHIC*. PhD thesis, Nuclear Physics Institute, The Czech Academy of Sciences, 2017.
- [65] “A monolithic active pixel sensor detector for the sphenix experiment.” <https://p25ext.lanl.gov/maps/mvtx/Proposals/sPHENIX-MVTX-Preproposal-022017-final.pdf>. Feb 2017.