

Roots of Trumpism: Homophily and Social Feedback in Donald Trump Support on Reddit

Joan Massachs
Universitat Politècnica de
Catalunya, Spain
joan.massachs@est.fib.upc.edu

Corrado Monti
ISI Foundation, Italy
corrado.monti@isi.it

Gianmarco
De Francisci Morales
ISI Foundation, Italy
gdfm@acm.org

Francesco Bonchi
ISI Foundation, Italy
Eurecat, Spain
francesco.bonchi@isi.it

ABSTRACT

We study the emergence of support for Donald Trump in Reddit’s political discussion. With almost 800k subscribers, “r/The_Donald” is one of the largest communities on Reddit, and one of the main hubs for Trump supporters. It was created in 2015, shortly after Donald Trump began his presidential campaign. By using only data from 2012, we predict the likelihood of being a supporter of Donald Trump in 2016, the year of the last US presidential elections. To characterize the behavior of Trump supporters, we draw from three different sociological hypotheses: homophily, social influence, and social feedback. We operationalize each hypothesis as a set of features for each user, and train classifiers to predict their participation in r/The_Donald.

We find that homophily-based and social feedback-based features are the most predictive signals. Conversely, we do not observe a strong impact of social influence mechanisms. We also perform an introspection of the best-performing model to build a “persona” of the typical supporter of Donald Trump on Reddit. We find evidence that the most prominent traits include a predominance of masculine interests, a conservative and libertarian political leaning, and links with politically incorrect and conspiratorial content.

CCS CONCEPTS

• **Applied computing** → *Sociology*; • **Information systems** → **Web mining**; • **Computing methodologies** → *Machine learning*.

ACM Reference Format:

Joan Massachs, Corrado Monti, Gianmarco De Francisci Morales, and Francesco Bonchi. 2020. Roots of Trumpism: Homophily and Social Feedback in Donald Trump Support on Reddit. In *12th ACM Conference on Web Science (WebSci '20)*, July 6–10, 2020, Southampton, United Kingdom. ACM, New York, NY, USA, 10 pages. <https://doi.org/10.1145/3394231.3397894>

Permission to make digital or hard copies of all or part of this work for personal or classroom use is granted without fee provided that copies are not made or distributed for profit or commercial advantage and that copies bear this notice and the full citation on the first page. Copyrights for components of this work owned by others than the author(s) must be honored. Abstracting with credit is permitted. To copy otherwise, or republish, to post on servers or to redistribute to lists, requires prior specific permission and/or a fee. Request permissions from permissions@acm.org.

WebSci '20, July 6–10, 2020, Southampton, United Kingdom

© 2020 Copyright held by the owner/author(s). Publication rights licensed to ACM.
ACM ISBN 978-1-4503-7989-2/20/07...\$15.00
<https://doi.org/10.1145/3394231.3397894>

1 INTRODUCTION

The emergence and success of Donald Trump during the 2016 US presidential elections caught many pundits by surprise.¹ The reasons behind such an upset have been the subject of intense debate: they have been traced back to a resurgence of authoritarian populism, to the socio-economic context of US in a globalized world, and even to his raw appeal as an anti-establishment and divisive candidate, just to name a few [1, 6, 9, 29, 33].

While understanding the precise causes of Trump’s success might be impossible, the unprecedented data available via the Web and social media gives us an opportunity to at least understand his supporters. Indeed, the goal of this work is to study the emergence of support for Donald Trump in Reddit’s political discussion. Donald Trump’s campaign relied heavily on social media, and Reddit was a fundamental platform for its success [14]. Moreover, Reddit allows to study this emergence in a broader perspective, by identifying which factors anticipate Trump support years before.

Reddit is a social news aggregation website; in 2012, it attracted 46 million unique visitors; in 2016, it was the seventh most visited website in United States, with more than 200 million visitors.² Its users use pseudonyms, and their posts and comments are publicly available. Reddit is also commonly used to discuss news and political topics. These features make it a promising venue for social research. Moreover, one of the largest online communities of Donald Trump supporters is the Reddit community r/The_Donald.

Although this community was born only in 2015, thanks to the availability of historical Reddit data over the years, we can frame our investigation as a prediction task. Thus, our methodology in this work is the following. First, we build a *computational focus group* [18] of 44 924 politically active users on Reddit, who engaged in political discussion both in 2012 and in 2016. Then, we divide our focus group into two classes: those who participate in r/The_Donald in 2016 and those who do not. Participation in r/The_Donald is a valid proxy to study Donald Trump support, as the rules of this subreddit explicitly state that the community is for “Trump Supporters Only”, and that dissenting users will be removed. Based on this proxy, we identify 7083 (15.8%) users with significant presence in that community.

Therefore, we frame our question as a binary prediction task: *given the features of a user in 2012, can we predict whether they will participate in r/The_Donald in 2016?*

¹<https://www.forbes.com/sites/stevedenning/2016/11/13/the-five-whys-of-the-trump-surprise>

²<http://web.archive.org/web/20121231152526/http://www.reddit.com/about/>
<http://web.archive.org/web/20161213123205/https://www.alexa.com/topsites/countries/US>

For our purpose, we define a set of features by drawing from existing sociological theories of opinion formation. In particular, our features capture three social mechanisms: influence, conformity, and homophily. Each mechanism is the product of a different type of interaction between a user and their environment. First, we consider direct communications—a user paying attention to a comment. This interaction might lead to attitude change through persuasion or reactance; in general, we speak of (*direct*) *influence*. Determining whether online interactions on social media can cause one to reconsider their views has attracted considerable attention [8] and several concerns [19]. The second type of interaction we consider is *social feedback*. It might lead to attitude change via *conformity* [5], since users might wish to match the perceived norm of their communities. The opposite can also happen: *anti-conformity* [36] can lead users to defy the perceived norms they experience. We operationalize social feedback as the score received by a user in a particular community. Finally we consider indirect interactions: common interests, proximity, social groups. They might explain common attitudes via *homophily* [24]. We observe indirect interactions as participation in Reddit communities. These are not necessarily political, and include also hobbies, interests, religions, geographic locations, and even addictions. Distinguishing influence from homophily is a long-standing problem in social network analysis [16].

By aggregating these three sets of features, we build a rich data set regarding our focus group of politically active users. We share this data set, dubbed `reddit-politics-12-16`, for further investigation on this topic. In this work, we use it to answer the following research questions:

- *Can we predict who will support Donald Trump four years in advance?*
- *Which kind of interaction is most predictive of participation in r/The_Donald?*
- *What are the main traits of a future Trump supporter on Reddit?*

Our best model achieves an F1-score of 35.3%, more than double the random baseline of 15.2%, and an area under the ROC curve of 0.70. We find evidence that homophily is the better predictor among the considered ones, while conformity also plays a noticeable role. We do not observe significant evidence of direct influence. Several interesting traits emerge among those that predict Donald Trump support, which we describe in detail in Section 5. The Trump supporter “persona” has conservative and libertarian views, and participates in politically incorrect and conspiratorial communities. Among their interests, the most important ones are entrepreneurship, guns, and video games. Among the traits more heavily anti-correlated with Trumpism, we find atheism and environmentalism, as well as interests such as cooking and DIY electronics.

2 BACKGROUND AND RELATED WORK

Reddit, as an interesting and publicly available data source, has attracted plenty of attention in recent works. A comprehensive survey was compiled in 2017 by Medvedev et al. [25]. More recently, some works have used Reddit data to study the evolution of specific beliefs and tendencies; as well as the relationship between politics and different Reddit communities. Kane and Luo [13] use

LDA to characterize the political tendencies of non-political subreddits; however, the presence of arguments makes their results hard to interpret. Klein et al. [15] characterize Reddit users that joined the `r/conspiracy` subreddit, as a proxy to study conspiratorial world views. They find that language differs clearly between conspiratorial users and their control group; in particular, they observe differences in usage of words related to crime, government and power, while they do not witness meaningful differences in negative or positive emotions. They also analyze which subreddits act as “pathways” to `r/conspiracy` by building a user-based similarity network between communities. Subscribers of `r/conspiracy` are over-represented in communities related to pornography, tech culture, and music. As we show in Section 5, we find a significant correlation between `r/conspiracy` and `r/The_Donald`. Grover and Mark [12] analyse behaviour patterns in `r/altright`, finding that they display warning behaviors such as fixation and in-group identification.

A small number of works explicitly focus on `r/The_Donald`. Zannettou et al. [37] study the propagation of memes across multiple alt-right communities in social networks, including Reddit and `r/The_Donald`. Flores-Saviaga et al. [10] investigate the behaviour of users on `r/The_Donald`, finding that they often adopt “troll slang”, especially when discussing conspiracy theories. They also find that the messages attracting most engagement are those explaining in detail some political circumstances and calling users to action. In their conclusions, they also note the need for a deeper look at this community, by investigating its roots.

Our prediction task can be considered related to stance detection, as we identify the opinion of a pre-determined set of individuals with respect to a specific topic. Usually, however, stance detection involves determining the stance of a short text, typically where the author explicitly mentions the stance object. For instance, Mohammad et al. [28] at the SemEval-2016 Task 6 challenge classify the stances of a set of Twitter users on different topics. Interestingly, one of the topics of the challenge is Donald Trump’s presidential candidacy, on which the best classifier achieves an F1-score of 0.56 (compared to a constant baseline F1-score of 0.29). The classification performance metrics of our best model are in line with these results. Other examples of political stance detection include the work by Lai et al. [17] about classifying stances on the Italian 2016 referendum, and the one by Taulé et al. [34] about stances on Catalanian independence.

Usually, stance detection methods rely heavily on linguistic features [17, 28, 34] to predict explicit views. However, it is also possible to use homophily to identify significant correlation between political beliefs and other traits. To quote DellaPosta et al. [7], “*self-reinforcing dynamics of homophily and influence dramatically amplify even very small elective affinities between lifestyle and ideology*”. This phenomenon has been studied on Twitter by Garimella and Weber [11], by analyzing significant traits of democrat and republican Twitter users. Magdy et al. [22] employ a mix of these features to predict Islamophobic views on Twitter before they are expressed. Network features alone are able to achieve a precision of 79% on this task, thus confirming the importance of homophily in predicting unspoken views.

3 DATA

We take our data set from Reddit [2]. Reddit is organized in topical communities, called *subreddits*. Users can *post* in these subreddits, and *comment* on other posts and comments, thus creating a tree structure for the overall discussion. We call a *message* a generic piece of user-generated content, when the distinction between post and comment is not relevant. In addition, users can also *upvote* a message to show approval, appreciation, or agreement (and their opposites with a *downvote*). The *score* of a message is the number of positive votes minus the number of negative votes it has received.³

To define our focus group, we first need to define the set of subreddits we wish to consider. Since we are interested in political discussion, we choose *r/politics*, the largest political subreddit, as our seed. We then pick the 50 most similar subreddits to *r/politics* according to cosine similarity over a vector representation of the subreddits based on latent semantic analysis, which captures subreddits whose user base is similar to the seed one.⁴

By considering these *political subreddits*, let the set of *active users* be those that have written at least 10 comments in 2012 and 10 comments in 2016 in any of these subreddits. This set contains 44 924 users, and constitutes our computational focus group [18]. In addition, let the *popular subreddits* be the top 1000 subreddits with the most comments.

Let us now focus on the task at hand. We wish to predict which users will support Trump in 2016, the year Trump was elected president of the United States, by looking only at data from 2012, the year of the previous presidential elections.

Class label. We use participation in *r/The_Donald* in 2016 to infer the class label of politically active Reddit users. It is worth mentioning that in 2012 the subreddit *r/The_Donald* did not exist yet, so we have no notion of Trump supporters in 2012. However, simply taking all users who commented in *r/The_Donald* is too loose and noisy as an operational definition. As a first approximation, we define a user to be a Trump supporter if they have at least 4 comments on *r/The_Donald*, and the sum of their scores is at least 4. This corresponds to 7427 users; however, we note that 1200 of those users have also posted on the subreddit devoted to the other presidential candidate, Hillary Clinton (*r/hillaryclinton*). Therefore, in order to take into account the general political activity of a user, we consider a user as Trump supporter in 2016 if they have at least 4 comments more in *r/The_Donald* than in *r/hillaryclinton*, and the sum of the scores (both positive and negative) on *r/The_Donald* is at least 4 points higher than the one in *r/hillaryclinton*. This definition allows us to have a data set with limited class imbalance while maximizing the confidence in the label attribution. With this method, we discard 344 users (4.6% of our first set) that, according to this definition, are not clearly supporting Trump in 2016. Finally, in our focus group of 44 924 users, 7083 (15.8%) are labeled as Trump supporters and 37 841 (84.2%) are labeled as non Trump supporters. This labeling is what we adopt in all of our analysis.

Direct influence. We say that an active user u interacts with the political subreddit r when u answers a message, in any popular

subreddit, made by another user v who has posted in the subreddit r in 2012. This notion of direct influence captures the idea that u interacts with v , who is a user belonging to the community r , and therefore is possibly exposed to the attitudes of that community, irrespective of where the interaction takes place. We opt for this notion of influence to avoid extreme sparsity from considering user to user interactions.

Furthermore, we consider an interaction *conflictual* when one of the two messages has a score of at least 10 and the other one has a score of at most -10 . This definition captures the notion that the two attitudes expressed in the messages differ, and that the interaction possibly represents a conflict. For each active user and political subreddit, we compute how many times the user has interacted with the subreddit, and how many of these interactions are conflictual.

Social feedback. We consider the scores received by an active user u on a political subreddit r in 2012 as a proxy for the social feedback given by r to u . The positive and negative scores are considered separately, as forms of positive and negative reinforcement, respectively. We use average scores to normalize the score across different levels of user activity. The higher the average positive score of a user, the better received their attitude is in the given community. Conversely, the average negative score shows how much a given community disapproves of the attitude of a given user.

Homophily. Users may have similar behavior –support Trump– because they already have similar characteristics and interests. We capture this notion by looking at the participation of an active user u to a popular subreddit r . Users with similar interests are likely to belong to the same communities, which is a form of homophily. We experimented with both numerical (number of comments) and binary versions of these features, and found the results to be similar. Given that the latter version is simpler to interpret, henceforth we report results for the binary feature.

Therefore, our final data set contains the following features for each user:

Participation:

- The feature *r part.* is true when the user participates in subreddit r , i.e., they have written a comment on r .

Score:

- The feature *r pos. s.* is the average of the positive scores of the comments by the user in subreddit r .
- The feature *r neg. s.* is the average of the negative scores of the comments by the user in subreddit r .

Interaction:

- The feature *num. i.* is the total number of direct interactions that the user has had.
- The feature *r dist. i.* is the fraction of direct interactions that the user has had with users participating to the subreddit r .
- The feature *r pos. i.* is the fraction of *non-conflictual* direct interactions with users participating to the subreddit r among the direct interactions with users participating to r .

³<https://www.reddithelp.com/en/categories/reddit-101/reddit-basics/how-posts-or-comments-score-determined>

⁴<https://www.shorttails.io/interactive-map-of-reddit-and-subreddit-similarity-calculator>

This data set is the main artifact resulting from our research. We believe it is of independent value for research in computational social science, and thus make it available to the community.⁵

For both scores and positive interactions, if the user does not have comments in the subreddit r , and thus the features would be undefined, the value of the feature is taken as the population average. This way, the classification algorithm cannot distinguish an average score value from a non-participating user. In other words, this imputation method removes the participation information from the features, with the aim of disentangling homophily from social feedback and direct influence.

In addition, we extract two other sets of interpretable baseline features grounded in text mining:

Sentiment: The feature r *polarity* is the average polarity of the titles of the posts by the user in a political subreddit r . We compute the polarity by using TextBlob.⁶

Bag of words: The feature x *bag* is the tf-idf weight of the word x in the titles of the posts in political subreddits the user has authored.

Moreover, we create two derived feature sets: bisected scores and bisected interactions. These features are based on the score and interaction features, by dividing the subreddits in two sets. The grouping is defined depending on whether the fraction of Trump-supporting users in 2016 is above or below average for the given subreddit. Let us indicate these two sets of subreddits with T and N , respectively. Given that this feature grouping uses the label information, we do not use them to investigate their predictive power. Rather, we leverage them to gain insights on which features are correlated with Trump support. For the *bisected scores*, rather than having a positive and negative value for each subreddit, we have only four values: average positive and negative scores for each of the two groups of subreddits. Similarly, for *bisected interactions*, the interactions of a user are summarized in three values: (i) the fraction of direct interactions that the user has had with users participating in a subreddit in T , (ii) the fraction of *non-conflictual* direct interactions with users participating in a subreddit in T , and (iii) the fraction of *non-conflictual* direct interactions with users participating in a subreddit in N .

4 METHODS

For each feature set described in the previous section, we train different classification algorithms to predict which users will become Trump supporters in 2016. In addition, we also test the possible combinations between participation, score, and interaction features.

Before training each classification algorithm, we preprocess the data and perform feature selection to avoid overfitting and to obtain more parsimonious and interpretable models. In particular, we perform the following preprocessing steps: (i) remove sparse features, (ii) standardize numerical values, (iii) select only significantly correlated features, and (iv) remove multicollinearity.

In the first step, we remove features that are defined for fewer than 500 users (out of 44 924 total); for the participation feature set, we use a stricter rule and remove subreddits with fewer than 250

Table 1: For each algorithm and for each feature set, we report the F1-score (%) and its standard deviation σ over the 5-fold cross-validation. The three algorithms used are logistic regression, decision tree, and random forest. For a detailed description of each feature set, see Section 5.1.

	LR		DT		RF	
	F1 (%)	σ	F1 (%)	σ	F1 (%)	σ
Participation	34.8	0.7	31.8	0.5	33.7	0.7
Score	29.5	1.2	31.0	1.7	33.7	1.0
Interaction	26.7	0.7	26.3	1.0	25.5	0.6
Sentiment	7.3	0.8	16.4	13.4	10.7	13.1
Bag of words	25.9	1.0	13.1	10.7	23.1	0.6
Score (bisected)	29.0	0.8	29.5	0.8	29.8	0.9
Int. (bisected)	25.4	0.6	26.9	0.8	24.6	1.5
Int. + Part.	34.7	1.3	31.5	0.7	33.8	0.8
Int. + Score	30.4	1.0	30.6	1.8	33.6	0.9
Part. + Score	35.3	0.9	32.3	0.7	35.0	0.6
Int. + Part. + Score	35.5	1.2	32.0	0.7	35.2	0.8
Random baseline F1: 15.2%						

users in our group; for the bag-of-words feature set, we remove the words that are used by fewer than 45 users (0.1% of our focus group). In the standardization step, we shift and rescale each numerical feature so that it has zero mean and unit variance. For feature selection, we remove all features that are not significantly correlated ($p < 0.05$) with the target variable, according to Pearson correlation. Finally, to remove multicollinearity, we iteratively remove the most significantly collinear features through a greedy approach for backward feature elimination; we measure collinearity by means of variance inflation factor (VIF).

After feature selection, we train the following machine learning algorithms: logistic regression, decision tree, and random forest. For each one, all the measures reported are obtained through 5-fold cross-validation. We optimize the hyper-parameter of each classification algorithm by using nested cross-validation, so as not to overfit the model selection stage. We report the average F1 measure and the standard deviation across the 5 folds for the best model (according to the nested cross-validation).

5 RESULTS

In this section, we present our experimental results and provide answers to our original research questions. Firstly, we measure and discuss the prediction accuracy of each feature set, to determine how well we can predict Trump support and which kind of interaction is the most predictive. Secondly, we analyze the most predictive features, to outline the main traits that distinguish future Trump supporters on Reddit.

5.1 Prediction accuracy

Our results for each feature set and classifier are summed up in Table 1. First, note that logistic regression outperforms the other two algorithms in most cases, although there are some exceptions

⁵<https://github.com/JoanMG/reddit-data>

⁶<https://textblob.readthedocs.io>

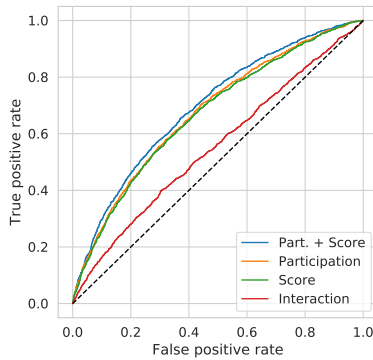


Figure 1: ROC curves of the most predictive feature sets: participation, scores, direct interaction; and the combination of participation and scores. We only report the performance obtained by the best algorithm among logistic regression and random forest. All classifiers use information from 2012 to predict Trump support in 2016.

–score-based, sentiment, and bisected interactions features– that we discuss in the following paragraphs. We now compare the predictive power of each feature set by looking at the F1-score achieved by the best classifier.

Homophily. Participation is the best-performing feature among the basic sets; it achieves an average F1-score of $34.8\% \pm 0.7$. This result suggests that homophily is the most powerful predictor of Donald Trump support among the considered ones: the role of shared social groups outranks in predictive power direct online interactions, social feedback, bag-of-words, and sentiment-based features. This result confirms the importance of homophily as a determinant of social behavior [7]. We show which specific topical groups are most predictive of Trump support in Section 5.2.

Social feedback. Reddit scores obtain an F1-score of $33.7\% \pm 1.0$, almost as high as participation. We remark that, in order to disentangle as much as possible participation and scores, we take the population average score for the subreddits a given user did not participate in. Therefore, such a high score suggests a relevant role for social feedback and conformity: individuals that were positively or negatively welcomed by certain communities land on *r/The_Donald* four years later. We look at which community’s feedback has this effect in Section 5.2. The independence of scores and participation is confirmed by the increase in F1-score when using both feature sets together, as we show at the end of this section.

While for the other feature sets the best classifier is logistic regression, for score-related features random forest has a better outcome. Since random forest is a non-linear classifier, its advantage suggests a non-linear relationship between Reddit scores and the likelihood of supporting Donald Trump.

Direct influence. The effect of interactions, with an F1-score of $26.7\% \pm 0.7$, seems to be much lower than the one of scores and participation. By using a class-proportional random baseline, we obtain an F1-score of 15.2% (close to 15.8%, the proportion of Trump supporters). Direct interactions are therefore still a better predictor than random. We investigate in depth the correlations discovered on direct interactions by using the bisected interaction feature set

Table 2: For each of the most predictive feature sets, we report precision, recall, F1-score, and area under ROC curve. We only report the performance obtained by the best algorithm between logistic regression and random forest. All classifiers are 5-fold cross-validated and use information from 2012 to predict Trump support in 2016.

	Precision	Recall	F1	AUC
Participation	0.25	0.56	0.34	0.68
Score	0.24	0.60	0.33	0.67
Interaction	0.18	0.52	0.26	0.55
Part. + Score	0.27	0.56	0.35	0.70

at the end of this section, and by analyzing which are the most important features in Section 5.2.

Language. Finally, linguistic features perform quite poorly. Sentiment, with an F1-score of $16.4\% \pm 13.4$ is as predictive as the random baseline, and any classifier more complex than a decision tree ends up overfitting. In other words, we do not observe any correlation between the tone of writing and the likelihood of becoming a Trump supporter. The bag-of-words features perform better, but with $25.9\% \pm 1.0$ of F1-score they are much worse than participation, and still worse than interaction. This result suggests that simple language models are worse predictors of Trumpism than common social groups.

Combined features. Now, we measure the predictive power of pairs of feature sets used together: participation and scores, participation and interactions, and interactions and scores. Results show that, first, adding the interaction feature set to any other one does not improve their predicting power. The results for participation and interactions are the same as those for participation, and for interactions and scores are also the same as those of scores only. These results strengthen our conclusion that direct online interactions on Reddit are not a decisive factor in determining who becomes a Trump supporter four years later. Instead, when we combine participation and scores, results improve slightly compared to the best of the two. This fact suggests that these two types of interactions provide a partially orthogonal signal. The most important signals we find are therefore homophily and social feedback, while we find only limited effects of social influence. Combining participation and score thus constitutes our best social features-based classifier.

We analyze in detail the performance of this last model in predicting Trump support four years in advance. This model obtains a precision of 27% and a recall of 56%. Let us remind that the fraction of Trump supporters in our focus group is 15.8%. By taking the probability assigned by the best classifier to each user we obtain a score indicating the propensity of a Reddit user to become a Trump supporter. We evaluate the predictive power of this propensity score with a ROC curve in Figure 1. The area under ROC curve for this model is 0.70. We report these results, along with the models for participation, scores, and interactions taken individually, in Table 2.

Bisected features. We now turn our attention to bisected features. Recall that by bisecting we mean dividing the subreddits in a certain feature set (Scores or Interactions) in two groups, depending

Table 3: Logistic regression coefficients for predicting Trump support, for all the features in the bisected interaction feature set. We indicate with T the set of subreddits with more Trump supporters than average and with N those with fewer Trump supporters than average.

Feature description	β
Interactions with users participating in T	0.076163
Non-conflictual interactions with users participating in T	-0.005322
Non-conflictual interactions with users participating in N	-0.029029

on whether a subreddit has a fraction of future Trump supporters larger (T) or smaller (N) than average. As such, these features contain future information, not originally available in 2012, but have a coarser granularity. They allow us to investigate the effect of influence of (future) Trump-supporting users in contrast with the rest, both for direct influence and social feedback. First, we measure their results in terms of prediction accuracy, by looking at Table 1. Bisected interactions obtain a similar performance to interactions divided by subreddits. This finding suggests that the effect of social influence is fairly similar across Trump-dominated subreddits. Surprisingly, instead, scores lose predictive power. Apparently, the coarser granularity makes the classifier less precise. This result shows that the effect of social feedback from a certain community is not simply a reflection of whether that community will become more or less dominated by Trump supporters, but there is a finer-grained structure to it.

We analyze in depth the features for the two bisected models (scores and direct interactions) in order to further characterize which types of interactions anticipate Donald Trump support.

Let us first look at the logistic regression coefficients for the features in the bisected interaction feature set. Here we have three features, depending on the interaction being conflictual or non-conflictual, and on it involving a subreddit with a high or low number of future Trump supporters. Using this kind of future information allow us to look for evidence of backfire effect. Table 3 shows that having *any* direct interaction with future Trump-dominated subreddits is predictive of Trump support. In addition, conflictual interactions (irrespective of the target) are correlated with Trump support, as shown by the negative coefficient for non-conflictual interactions. This finding is a manifestation of quarreling behavior in Trump supporters online, more than of backfire effect. This interpretation is consistent with previous analyses [26] and supported by the results we show in the next paragraph.

Second, we analyze the results for the bisected scores feature set. In this feature set, we divide the subreddits in two groups, according to the number of future Trump supporters. Therefore, considering positive and negative scores, we have four features. Since the best classifier for this feature set is random forests we use SHAP, a state-of-the-art algorithm to explain features in random forests models [20, 21]. These values can be interpreted similarly to the β coefficients of the logistic regression. Each point represents a user, thus, for each feature, the figure shows the distribution of SHAP values across the data set. Horizontally wider distributions indicate

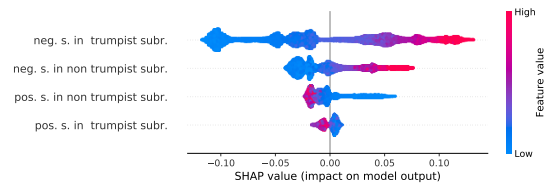


Figure 2: SHAP values for all the features in the bisected scores feature set. We indicate with *pos.* the features obtained from positive scores and *neg.* for negative scores. For each feature, red indicates the highest values and blue the lowest. On the right, we have the feature values most associated with Trump support.

Table 4: Logistic regression coefficients for the most important features in the bag-of-words feature set. On the left we have the top 10 features with largest β coefficient; on the right, the top 10 with smallest β coefficient.

Trump supporters		Trump non-supporters	
Word	β	Word	β
liberal	0.000784	abuse	-0.000399
guy	0.000691	reporter	-0.000345
debate	0.000650	similar	-0.000338
politic	0.000635	contribution	-0.000326
libertarian	0.000604	century	-0.000322
come	0.000604	honor	-0.000321
think	0.000593	palestinian	-0.000318
cop	0.000591	writer	-0.000314
tell	0.000587	context	-0.000313
home	0.000570	voting	-0.000306

a larger absolute impact of the feature in the overall classification, while the color of each point (blue to red) encodes the feature value (low or high). A feature with high values corresponding to positive SHAP values (to the right) is positively correlated with Trumpism. Conversely a feature with high values corresponding to negative SHAP values (to the left) is negatively correlated Trump support. We report SHAP values in Figure 2.

The results are quite insightful: negative scores in subreddits with higher-than-average future presence of Trump supporters are associated with future Trump support. It would appear, therefore, that the defiance of social group norms that anticipate Trump support is present also in the communities more aligned with Trumpism. This is consistent with other findings of “trolling” behavior from Trump supporters [26].

5.2 Predictive traits

In this section, we investigate the importance of each feature for our models, in order to answer our last research question: which traits did anticipate the development of Donald Trump support? To do so, we perform an in-depth feature analysis for the most successful models: bag-of-words, participation, scores, interactions, and the combined model.

Table 5: Logistic regression coefficients for the most important features in the participation feature set. On the left we have the top 30 features with largest β coefficient; on the right, the top 30 with smallest β coefficient.

Trump supporters		Trump non-supporters	
Subreddit	β	Subreddit	β
r/Conservative	0.3815	r/raspberry_pi	-0.2847
r/Libertarian	0.3740	r/TrueAtheism	-0.2577
r/conspiracy	0.3733	r/AskCulinary	-0.2355
r/4chan	0.3341	r/comics	-0.2249
r/circlejerk	0.3107	r/rpg	-0.2186
r/NoFap	0.2918	r/ireland	-0.2034
r/Entrepreneur	0.2539	r/Fantasy	-0.1983
r/ImGoingToHellForThis	0.2510	r/explainlikeimfive	-0.1944
r/trees	0.2482	r/environment	-0.1892
r/MensRights	0.2482	r/doctorwho	-0.1878
r/guns	0.2293	r/polyamory	-0.1806
r/blackops2	0.2110	r/scifi	-0.1777
r/runescape	0.2031	r/books	-0.1772
r/Anarcho_Capitalism	0.1937	r/askscience	-0.1738
r/Catholicism	0.1931	r/london	-0.1691
r/leagueoflegends	0.1920	r/britishproblems	-0.1687
r/nfl	0.1843	r/Homebrewing	-0.1632
r/starcraft	0.1714	r/programming	-0.1521
r/CCW	0.1638	r/gadgets	-0.1501
r/breakingbad	0.1631	r/AndroidQuestions	-0.1463
r/investing	0.1624	r/listentothis	-0.1462
r/AdviceAnimals	0.1589	r/hiphopheads	-0.1397
r/DeadBedrooms	0.1577	r/boardgames	-0.1336
r/Firearms	0.1551	r/asoiaf	-0.1292
r/Advice	0.1537	r/whatisthisthing	-0.1244
r/seduction	0.1518	r/lgbt	-0.1187
r/Christianity	0.1455	r/cringepics	-0.1175
r/golf	0.1453	r/ukpolitics	-0.1136
r/mylittlepony	0.1437	r/Python	-0.1089
r/POLITIC	0.1423	r/baseball	-0.1080

As seen in the last section, the best classification algorithm is in general the logistic regression; for the scores feature sets, random forests achieve similar or better performance, possibly because of their non-linearity. Therefore, in our investigation of feature importance, we analyze random forests features when scores are involved, and logistic regression otherwise. Thanks to the normalization described in Section 4, for logistic regression we can simply look at the coefficients obtained by each feature. Instead, for random forests, we employ again SHAP, an algorithm to explain the output of ensemble tree models [20, 21].

Language features. The first model we investigate is the bag-of-words model. The model tries to capture statistical differences in the usage of words by Trump supporters. Table 4 reports the most discriminative words. In general, these features are not easily interpretable, but we can discern some noticeable patterns.

Trump supporters in 2012 were more likely to use the word *liberal* and the word *libertarian*. We can surmise that the former is an insult and the second is a self-description, but there is no direct way to confirm this conjecture by looking at the model alone. However, we shall see some confirmatory evidence in the analysis of participation features. Moreover, they use terms such as *cop*, possibly linked to the law-and-order views promoted by Trump; and *home*, perhaps related to a pronounced attention to concepts such as family values, or homeland.

On the opposite side –the words least used by Trump supporters in 2012– we note terms vaguely related to civil rights such as *abuse*, *reporter*; and the word *palestinian*, possibly acknowledging claims of Palestinians. However, in general also the features on this side are hard to interpret. We shall now see how, by using the more predictive participation-based classifier, we are able to draw a clearer portrait.

Participation features. We have seen that this is the best single feature set in terms of prediction accuracy. Table 5 shows the 30 most important features for each of the two classes. Here, each feature represents participation (writing a comment) in that subreddit in 2012. The model coefficients are larger than for the bag-of-words features.

The most discriminative features are related to political views. Conservative and libertarian groups are the most correlated with Donald Trump support. This finding is consistent with the idea that Trump’s coalition is a part of the so-called “libertarian authoritarianism”, which conflates needs from both ideological camps [4].

We also recognize topics and communities that are known to be associated with Trump support. *r/conspiracy* is a community devoted to conspiracy theories [15]; e.g., it covered extensively the “pizzagate” hoax about child sex rings operated by Democratic party officials. This observation backs the theory that some fringe groups have merged into the mainstream political discourse [30].

The website 4chan, a “politically incorrect” discussion board, has been linked to the “alt-right movement” in a previous analysis [26]. We find that participation to the *r/4chan* subreddit in 2012 is the fourth most predictive feature in this set. Other politically incorrect groups are also correlated with Trump support. For example, *r/ImGoingToHellForThis* is a community devoted to shocking and vitriolic humor.

Some interests and hobbies clearly emerge among the most predictive subreddits for Trump support, while others seems to anti-correlate with Trump support. An interest in firearms is strongly correlated with Trumpism (*r/guns*, *r/Firearms*, *r/CCW* [Concealed Carry Weapons]). The same is true for several video games communities (*r/blackops2*, *r/runescape*, *r/leagueoflegends*, *r/starcraft*). Instead, other hobbies are anti-correlated, for instance, tabletop games (*r/boardgames*, *r/rpg*). Cuisine and do-it-yourself hobbies are among the most important: *r/raspberry_pi*, *r/AskCulinary*, *r/Homebrewing* are strongly anti-correlated with Trump support. Interests in literature and art is an equally important predictor (*r/books*, *r/comics*, *r/ListenToThis*, *r/Fantasy*, *r/scifi*).

Religion is also central in the separation: among those correlated with Trump support we find *r/Catholicism* and *r/Christianity*; among those anti-correlated, instead, one of the most predictive is *r/TrueAtheism*. This finding is consistent with the idea that, for

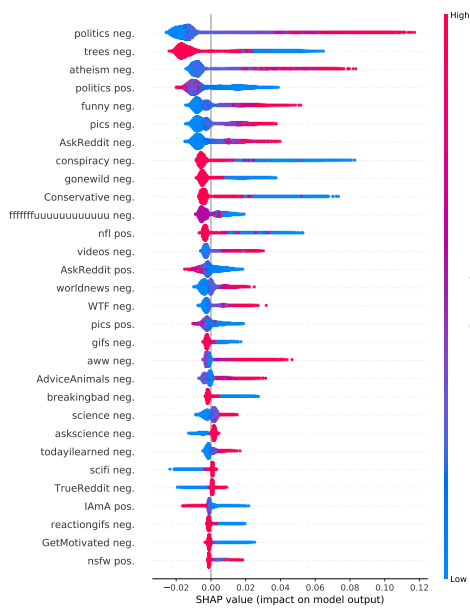


Figure 3: SHAP values for the 30 most important features in the score feature set. We indicate with *pos.* the features obtained from positive scores and *neg.* for negative scores. For each feature, red indicates the highest values and blue the lowest. On the right, we have the feature values most associated with Trump support. For instance, the first row indicates that a high negative score in *r/politics* is indicative of Trump support.

many Americans, Trump was “a symbolic defense of the United States perceived Christian heritage” [35].

Some of the communities correlated with Trump support are related to interests such as entrepreneurship and investing. This could suggest both support from wealthy persons, or from those with a self-made attitude. Status threat (as opposed to economic hardship) has been indicated as a common trait in Trump support [29].

Several subreddits with predominantly male demographics appear among those correlated with Trump support, consistently with previous findings [3]. One of them, *r/MensRights*, is focused on the defense of male interests against feminism. From a sexual orientation point of view, we observe a very clear division between Trump-associated subreddits and the anti-correlated ones. The latter group includes gender, sexual, and romantic minorities, such as *r/polyamory* and *r/lgbt*. The subreddits most positively correlated with Trump are mostly masculine: for instance, *r/seduction*, a subreddit part of the Pick-Up Artists movement;⁷ *r/NoFap*, a group that provides self-help for porn addiction; and the already cited *r/MensRights*. It is worth noting that also *r/DeadBedrooms*, which self-describes as “a support group for Redditors who are coping with a relationship that is seriously lacking in sexual intimacy”, is among the most associated with Trump support.

Of the remaining subreddits in the group, many are associated with popular culture (on both sides), such as sports and TV shows.

⁷<https://www.dailydot.com/irl/ken-hoinsky-pua-reddit-seduction-book-the-game>

Other subreddits appear to be anti-correlated with Trump support simply because they are typically associated to non-American Reddit users: this is the case for *r/ukpolitics*, *r/london*, *r/ireland*, *r/britishproblems*. A curious finding is that one of the best predictors for Trump support is *r/trees*, a subreddit for cannabis enthusiasts. We suspect a possible confounding factor: for instance, Miech et al. [27] show that, in the United States, daily cannabis usage in 19-24 years olds is three times higher for those who are not attending college (13% vs 4%). This is consistent with previous finding that Trump has attracted more support from this less-educated segment of the population [32].

Social feedback. We now turn our attention to the social feedback features. As mentioned before, since the best model for this feature set is random forest, we employ SHAP [20, 21] to explain the relationships learned by the model. Figure 3 reports the resulting SHAP values.

Some of the subreddits to which participation is a strong predictor of Trump support also appear here, although in a different guise: negative scores in *r/Conservative*, *r/trees*, and *r/conspiracy* are correlated with lack of support for Trump, while negative scores in *r/atheism* are correlated with Trump support.

On the *r/NFL* subreddit, we observe an anti-correlation between positive scores and Trump support. Since this subreddit also appears among the most important participation features, this result suggests that participating in the subreddit but not being appreciated by the community is a predictor of Trump support.

Some generalist subreddits, such as *r/funny*, *r/pics*, or *r/AskReddit* also appear. In all these cases, negative scores are associated with Trump support; the same is true for *r/politics*. We remind that participation in those subreddits is not among the most important features. These observations suggest that a negative feedback from wide-ranging, mainstream Reddit communities in 2012 is linked to Trump support in 2016.

This could be the case also for *r/gonewild*, a subreddit which self-describes as a “a place for open-minded adult Redditors to show off their nude bodies for fun”: users who obtain negative feedback in this community are more likely to become Trump supporters four years later.

Direct influence. Our third basic feature set represents direct interactions between a user and another user, where the latter participated in a certain subreddit. They also account for how many of those interactions were non-conflictual. Table 6 shows the most predictive features. Despite its scarce predictive power when compared to participation, we are still able to use these features to enrich our portrait.

Trump support is predicted by the fraction of positive interactions on politically-active subreddits such as *r/Republican*, *r/Libertarian*, and *r/moderatepolitics*, as well as communities which discuss topics of interests to Trump supporters such as *r/conspiracy* and *r/Economics*. These traits support our previous analysis, and confirm the idea that libertarianism and conservatism are among the roots of Trumpism. However, we also observe that the amount of interactions with *r/GaryJohnson*, candidate against Trump in 2016 elections, is anti-correlated with Trump support. The most powerful feature in this set is the fraction of positive

Table 6: Logistic regression coefficients for the most important features in the interaction feature set. On the left we have the top 10 features with largest β coefficient; on the right, the top 10 with smallest β coefficient. We indicate with “ r dist.” the fraction of interactions on subreddit r , and with “ r pos.” the fraction of positive interactions over all interactions with subreddit r .

Trump supporters		Trump non-supporters	
Feature	β	Feature	β
r/ShitPoliticsSays pos.	0.1513	r/todayilearned dist.	-0.0698
r/Republican pos.	0.0868	r/TrueReddit dist.	-0.0584
r/conspiracy dist.	0.0684	r/Futurology dist.	-0.0548
r/moderatepolitics pos.	0.0637	r/dataisbeautiful dist.	-0.0348
r/Conservative dist.	0.0563	r/GaryJohnson dist.	-0.0214
r/Libertarian dist.	0.0543	r/PoliticalDiscussion dist.	-0.0168
r/Libertarian pos.	0.0457	r/Liberal dist.	-0.0149
r/conspiracy pos.	0.0416	r/PoliticalDiscussion pos.	-0.0120
r/POLITIC pos.	0.0274	r/worldnews dist.	-0.0116
r/Economics pos.	0.0219	Total number of interactions	-0.0105

interactions on r/ShitPoliticsSays. This subreddit hosts critiques and mockery of other subreddits, and it exhibits right-wing views.⁸

Finally, we note that the total number of direct interactions is anti-correlated with Trump support, suggesting that the overall influence of Reddit is adverse to Trump.

Combined features. Finally, Figure 4 displays the most important features of the combined model that uses participation and scores. The two feature sets are well balanced: both feature sets are represented among the most predictive features (14-to-16). This observation strengthens the hypothesis that social feedback and homophily provide a different, orthogonal signals in predicting support for Trump.

6 CONCLUSIONS AND FUTURE WORK

We have looked at predictors for becoming a supporter of Donald Trump on Reddit. We used data from 2012 to predict the participation in r/The_Donald in 2016, which we use as a proxy for support of Trump. Such a prediction task is challenging, given the four-year time span (a US presidential electoral cycle) between the observed data and the target behavior. Nevertheless, our best performing model achieves an AUC of 0.70 and an F1 measure of 0.36, significantly above the performance of a random baseline.

We explored a diverse set of predictors which represent three sociological hypotheses for the support of Trump: homophily, social feedback, and influence. We operationalized each hypothesis in the context of Reddit by looking at participation of a user in a community (a subreddit), the appreciation their posts receive in a given community, and interactions with users of other communities. Compared to other baseline interpretable linguistic features, such as the bag-of-words and the sentiment of the posts, the social ones result more predictive of the target behavior. In particular, features encoding homophily and social feedback (conformity and anti-conformity) have shown to be the best predictors of Trumpism, while social influence has shown limited relevance. In addition, a

⁸E.g., it denounces r/Fuckthealtright and r/AgainstHateSubreddits as hostile subreddits.

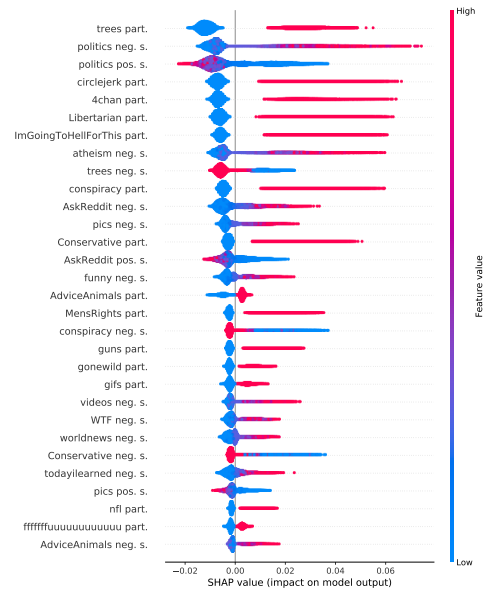


Figure 4: SHAP values for the 30 most important features in the participation+score feature sets combined. We indicate with *pos. s.* the features obtained from positive scores and *neg. s.* for negative scores; with *part.* the participation features. For each feature, red indicates the highest values and blue the lowest. On the right, we have the feature values most associated with Trump support.

combination of features for homophily and social feedback (i.e., participation and scores) performs slightly better than the single features, thus showing that the two signals are somewhat complementary.

Finally, we introspect the features of the best performing models to delineate a ‘persona’ of how a typical Trump supporter in 2016 looked like on Reddit in 2012. The typical Trump supporter has conservative and libertarian views, is ill-received by the mainstream political tribe, is religious and in conflict with atheism, and has interests in guns, conspiracies, entrepreneurship, and politically incorrect content. Conversely, the typical Reddit user who does not support Trump is atheist, LGBT-friendly, and has interests in cooking, literature, and technology.

Limitations and future work. The operationalization of the sociological theories we considered in this study has, necessarily, the opportunity to introduce distortions. Out of the three feature sets, the interaction ones which encode social influence are the most brittle because of their natural sparsity. We countered this characteristic by aggregating them per community, but they still resulted to be the least predictive ones in our models. This result might be caused by the specific design choices, and more work is needed to quantify the role that social influence plays in changing the political attitudes of people on social media.

The score feature set which encode social feedback also presents some challenges, as the score distribution is heavy tailed. In our work, we used a non-linear classifier (random forest) to tackle this problem, but more sophisticated algorithms might improve results.

More fundamentally, the design of the current study does not allow to differentiate between different causal interpretations of the social feedback effect. Let us use three variables to represent the behavior of supporters: observed social feedback, observed support for Trump, and latent political attitudes. On the one hand, a causal model could envision the social feedback as a cause for change in political attitudes, which in turn causes the support for Trump. In this case, the social feedback is a root *cause* of the support for Trump. For instance, a user might have a negative experience with the mainstream political community, which causes their attitudes to drift towards more extreme positions, which in turn might explain the support for Trump. On the other hand, the latent political attitudes could be a common cause for both the received social feedback, because the attitudes expressed are already misaligned with the community, and the support for Trump. In this second case, the social feedback is an *effect* of the political attitudes, and the support for Trump depends on it in a non-causal way. For example, a user might have some fringe attitudes which are ill-received in the mainstream political community, and find a natural outlet in Trumpism. A causal investigation of these hypotheses from observational data is an interesting extension of the current work [31]. In this framework, we could formalize confounding factors, understanding for instance if Trump supporters became more engaged with some political subreddits, or if they stem from users more active on them in the first place. However, our work constitutes a necessary first step before any causal investigation.

Finally, we have described the ‘persona’ of a Trump supporter by assuming there is only a single one. However, there is evidence that people coming from multiple socio-demographics strata support Trump [23].⁹ It is thus possible that the persona we describe is an amalgamation of traits coming from different sources. In this case, building multiple personae would create more accurate portraits. Also, it would help in distinguishing Trump supporters on Reddit from other young U.S. Republicans. This analysis could help understand which issues attracted those who became politicized in this way, thus giving more insights on the roots of Trumpism.

REFERENCES

- [1] Sara Ahmadian, Sara Azarshahi, and Delroy L Paulhus. 2017. Explaining Donald Trump via communication style: Grandiosity, informality, and dynamism. *Personality and Individual Differences* 107 (2017), 49–53.
- [2] J. Baumgartner, S. Zannettou, B. Keegan, M. Squire, and J. Blackburn. [n.d.]. The Pushshift Reddit Dataset. *arXiv preprint arXiv:2001.08435* ([n. d.]).
- [3] Mick Brewer. 2019. *From the Ground, to the Ballot, to the System: The (Critical) Interpersonal Reproduction of Masculinity within Homosocial Friendships of Male Donald Trump Supporters*. Southern Illinois University at Carbondale.
- [4] Wendy Brown. 2018. Where the fires are. *Soundings* 68, 68 (2018), 14–25.
- [5] Robert B Cialdini and Noah J Goldstein. 2004. Social influence: Compliance and conformity. *Annu. Rev. Psychol.* 55 (2004), 591–621.
- [6] M. de Wit, A. Roman-Alcalá, A. Liebman, and S. Chrisman. 2019. Agrarian origins of authoritarian populism in the United States: What can we learn from 20th-century struggles in California and the Midwest? *Journal of Rural Studies* (2019).
- [7] Daniel DellaPosta, Yongren Shi, and Michael Macy. 2015. Why do liberals drink lattes? *Amer. J. Sociology* 120, 5 (2015), 1473–1511.
- [8] Trevor Diehl, Brian E Weeks, and Homero Gil de Zuniga. 2016. Political persuasion on social media: Tracing direct and indirect effects of news use and social interaction. *new media & society* 18, 9 (2016), 1875–1895.
- [9] M Fitzduff. 2017. *Why irrational politics appeals: understanding the allure of Trump*. ABC-CLIO.
- [10] Claudia I Flores-Saviaga, Brian C Keegan, and Saiph Savage. 2018. Mobilizing the Trump train: Understanding collective action in a political trolling community. In *Twelfth International AAAI Conference on Web and Social Media*.
- [11] Venkata Rama Kiran Garimella and Ingmar Weber. 2014. Co-following on Twitter. In *Proceedings of the 25th ACM conference on Hypertext and social media*. 249–254.
- [12] Ted Grover and Gloria Mark. 2019. Detecting Potential Warning Behaviors of Ideological Radicalization in an Alt-Right Subreddit. In *Proceedings of the International AAAI Conference on Web and Social Media*, Vol. 13. 193–204.
- [13] Benjamin Kane and Jiebo Luo. 2018. Do the Communities We Choose Shape our Political Beliefs? A Study of the Politicization of Topics in Online Social Groups. In *2018 IEEE International Conference on Big Data (Big Data)*. IEEE, 3665–3671.
- [14] David Karpf. 2017. Digital politics after Trump. *Annals of the International Communication Association* 41, 2 (2017), 198–207.
- [15] Colin Klein, Peter Clutton, and Adam G Dunn. 2019. Pathways to conspiracy: The social and linguistic precursors of involvement in Reddit’s conspiracy theory forum. *PLoS one* 14, 11 (2019).
- [16] Timothy La Fond and Jennifer Neville. 2010. Randomization tests for distinguishing social influence and homophily effects. In *Proceedings of the 19th international conference on World wide web*. 601–610.
- [17] Mirko Lai, Viviana Patti, Giancarlo Ruffo, and Paolo Rosso. 2018. Stance evolution and twitter interactions in an Italian political debate. In *International Conference on Applications of Natural Language to Information Systems*. Springer, 15–27.
- [18] Yu-Ru Lin, Drew Margolin, Brian Keegan, and David Lazer. 2013. Voices of victory: A computational focus group framework for tracking opinion shift in real time. In *Proceedings of the 22nd international conference on World Wide Web*.
- [19] Xiaodan Lou, Alessandro Flammini, and Filippo Menczer. 2019. Information pollution by social bots. *arXiv preprint arXiv:1907.06130* (2019).
- [20] Scott M. Lundberg, Gabriel Erion, Hugh Chen, Alex DeGrave, Jordan M. Prutkin, Bala Nair, Ronit Katz, Jonathan Himmelfarb, Nisha Bansal, and Su-In Lee. 2020. From local explanations to global understanding with explainable AI for trees. *Nature Machine Intelligence* 2, 1 (2020), 2522–5839.
- [21] Scott M. Lundberg and Su-In Lee. 2017. A Unified Approach to Interpreting Model Predictions. In *Advances in Neural Information Processing Systems* 30, I. Guyon, U. V. Luxburg, S. Bengio, H. Wallach, R. Fergus, S. Vishwanathan, and R. Garnett (Eds.). Curran Associates, Inc., 4765–4774.
- [22] Walid Magdy, Kareem Darwish, Norah Abokhodair, Afshin Rahimi, and Timothy Baldwin. 2016. #ISISisNotIslam or #DeportAllMuslims? Predicting Unspoken Views. In *Proceedings of the 8th ACM Conference on Web Science (WebSci ’16)*. ACM, 95A–106. <https://doi.org/10.1145/2908131.2908150>
- [23] Jeff Manza and Ned Crowley. 2017. Working class hero? Interrogating the social bases of the rise of Donald Trump. In *The Forum*, Vol. 15. De Gruyter, 3–28.
- [24] Miller McPherson, Lynn Smith-Lovin, and James M Cook. 2001. Birds of a feather: Homophily in social networks. *Annual review of sociology* 27, 1 (2001), 415–444.
- [25] Alexey N Medvedev, Renaud Lambiotte, and Jean-Charles Delvenne. 2017. The anatomy of Reddit: An overview of academic research. In *Dynamics on and of Complex Networks*. Springer, 183–204.
- [26] William Merrin. 2019. *President Troll: Trump, 4Chan and Memetic Warfare*. In *Trump’s media war*. Springer, 201–226.
- [27] Richard Miech, Lloyd Johnston, Patrick O’Malley, Jerald Bachman, John Schulenberg, and Megan Patrick. 2019. Monitoring the future national survey results on drug use, 1975–2018: volume I, secondary school students.
- [28] Saif Mohammad, Svetlana Kiritchenko, Parinaz Sobhani, Xiaodan Zhu, and Colin Cherry. 2016. Semeval-2016 task 6: Detecting stance in tweets. In *Proceedings of the 10th International Workshop on Semantic Evaluation (SemEval-2016)*. 31–41.
- [29] Diana C Mutz. 2018. Status threat, not economic hardship, explains the 2016 presidential vote. *Proceedings of the National Academy of Sciences* 115, 19 (2018).
- [30] Rishab Nithyanand, Brian Schaffner, and Philippa Gill. 2017. Online political discourse in the Trump era. *arXiv preprint arXiv:1711.05303* (2017).
- [31] Judea Pearl. 2009. *Causality*. Cambridge university press.
- [32] Jonathan T Rothwell and Pablo Diego-Rosell. 2016. Explaining nationalist political beliefs: The case of Donald Trump. *Available at SSRN 2822059* (2016).
- [33] Ryne A Sherman. 2018. Personal values and support for Donald Trump during the 2016 US presidential primary. *Personality and Individual Differences* 128 (2018).
- [34] Mariona Taulé, M Antonia Martí, Francisco M Rangel, Paolo Rosso, Cristina Bosco, Viviana Patti, et al. 2017. Overview of the task on stance and gender detection in tweets on Catalan independence at IberEval 2017. In *2nd Workshop on Evaluation of Human Language Technologies for Iberian Languages, IberEval 2017*, Vol. 1881. CEUR-WS, 157–177.
- [35] Andrew L Whitehead, Samuel L Perry, and Joseph O Baker. 2018. Make America Christian again: Christian nationalism and voting for Donald Trump in the 2016 presidential election. *Sociology of Religion* 79, 2 (2018), 147–171.
- [36] R Willis. 1963. Two dimensions of conformity-nonconformity. *Sociometry* (1963).
- [37] Savvas Zannettou, Tristan Caulfield, Jeremy Blackburn, Emiliano De Cristofaro, Michael Sirivianos, Gianluca Stringhini, and Guillermo Suarez-Tangil. 2018. On the origins of memes by means of fringe web communities. In *Proceedings of the Internet Measurement Conference 2018*. 188–202.

⁹<https://fivethirtyeight.com/features/the-mythology-of-trumps-working-class-support>