

Quantum phase transitions in superconductor–quantum-dot–superconductor Josephson structures with attractive intradot interaction

Yu-Chun Hsu,¹ Wu-Jing Chen,¹ and Chien-Te Wu^{1,2}

¹*Department of Electrophysics, National Chiao Tung University, Hsinchu, Taiwan*

²*Physics Division, National Center for Theoretical Sciences, Hsinchu, Taiwan*

We theoretically study the superconducting proximity effect in a quantum dot coupled to two superconducting leads when the intradot interaction between electrons is made attractive. Because of the superconducting proximity effect, the electronic states for the embedded quantum dot are either spin-polarized states with an odd occupation number or BCS-like states with an even occupation number. We show that in the presence of an external magnetic field, the system can exhibit quantum phase transitions of fermion parity associated with the occupation number. In this work, we adopt a self-consistent theoretical method to extend our considerations beyond the so-called superconducting atomic limit in which the superconducting gap for the leads is assumed to be the largest energy scale. The method enables us to numerically investigate the electronic structure of the dot as results of the attractive interaction. For energy phase diagrams in the regime away from the atomic limit, we find a reentrant behavior where a BCS-like phase of the dot exists in an intermediate range of the hybridization strength between the quantum dot and the leads. We also consider Josephson current phase relations and identify a number of examples showing $0 - \pi$ phase transitions that may offer important switching effects.

I. INTRODUCTION

Introducing localized magnetic impurities into a host superconductor (SC) leads to the formation of the so-called Yu-Shiba-Rusinov (YSR) states^{1–3}. In such a system, quantum phase transitions (QPTs) associated with fermion parity switches of the YSR states can be achieved via tuning experimental knobs such as gate voltages and external magnetic fields^{4,5}. Recently, there has also been interest in topological properties of a chain of magnetic impurities on the surface of a superconductor because Majorana bound states, which are regarded as candidates of fault-tolerant quantum computers, may emerge in such a solid-state system^{6,7}. Therefore, exploring the physics behind the QPTs of YSR states can help researchers to advance quantum information science. A similar and closely related setup that also enables one to study the physics of QPTs is a tunnel junction that consists of quantum dots (QDs) and two superconducting electrodes. The latter is the main focus of this work.

Because physical properties of QDs can be easily tuned by varying their sizes, shapes, electron densities, as well as electrode voltages, solid-state systems containing QDs have been proved to have useful applications in many fields including biomedical applications⁸ and quantum information technology⁹. In the latter, qubits, the building blocks of a quantum computer, are implemented by charge/spin degrees of freedom in QDs. Owing to size-tunable emissions of QDs, their optical properties are suitable for fluorescence biomedical applications. Quantum dots can also be used to build single electron transistors¹⁰ because of its pronounced Coulomb blockade effect originating from the presence of a strong Coulomb repulsion.

The physics of heterostructures composed of both superconductors and quantum dots has become an impor-

tant and exciting research topic. When a quantum dot is in contact with superconducting electrodes, the electronic structure of the quantum dot is drastically modified due to the local formation of Cooper pairs via the superconducting proximity effect. The quantum dot thus can possess BCS-like states in contrast to their original discrete states¹¹, which are under a more direct influence of the Coulomb blockade effect. Furthermore, one of the most important consequences of the SC-QD coupling is the emergence of Andreev bound states (ABS)^{12–14} carrying important information on phase transitions of the dot in SC-QD heterostructures.

Important physical quantities such as the spectral weights¹³ and Josephson currents¹⁵ of the SC-QD heterostructures have been studied in the literature. In Ref. 13, the superconducting proximity effect on the local spectral properties of the dot is investigated. It is found that the low-energy spectrum is determined by the superconducting gap of the leads. The situation depicted there is similar to a Kondo impurity embedded in a superconductor. Consequently, the Kondo effect plays an important role in SC-QD heterostructures and it is necessary to compare the energy scales of the superconducting gap, Δ , and the Kondo temperature, T_K . As discussed in Refs. 13 and 16, for cases where $\Delta \ll T_K$, the ground state of the dot is a Kondo/BCS singlet state due to the assistance of the Kondo effect. In this regime, the Kondo coupling between the superconducting electrodes and the quantum dot helps the establishment of superconducting correlations in the dot. However, as demonstrated in Ref. 17, the ground state is a BCS singlet with weak and repulsive Coulomb interaction and crosses over to a Kondo singlet when the repulsive interaction is strong. For the other extreme limit, $\Delta \gg T_K$, there is essentially no states around the Fermi level because of the large gap. Therefore, the Kondo effect is suppressed and the ground state of the dot is a Kramers doublet state as long as the

time-reversal symmetry is preserved.

Another important aspect of the QD-SC coupling is its effect on transport properties of SC-QD-SC junctions. Specifically, the Josephson effect evaluated in Refs. 15 and 18 can be used to detect signatures of the phase transitions of the quantum dot. As illustrated in the above, a BCS-like state of the dot occurs when $\Delta \ll T_K$ and, as a result, the transport of a singlet Cooper pair from one of the superconducting electrodes to the other does not require a sign flip of the singlet state. On the other hand, when $\Delta \gg T_K$, the dot is in the doublet state and acts as a single magnetic impurity. A Cooper pair is then affected by the magnetic impurity and a negative sign is acquired when it is transported from one side to the other. It is clear that for the latter case, the associated Josephson current also gets inverted and the SC-QD-SC is a π -junction. The doublet-singlet phase transitions can thus be experimentally confirmed by measuring the current-phase relations of the junctions.

One simple and elegant model to describe a quantum dot coupled to superconducting leads is the Anderson impurity model. Intradot Coulomb interaction U and the coupling between the dot and leads are two important competing energy scales in the model. The Coulomb interaction between electrons involves four operators, and, as a result, the Anderson Hamiltonian can not be simply recast into a bi-linear form. Since the Coulomb interaction has important implications in transport properties, it cannot be neglected in the problem. For example, when the dot is singly occupied, it is unlikely to have another electron flowing through the dot when the Coulomb interaction is strong and repulsive. This phenomenon is known as the Coulomb blockade^{19,20}. Nevertheless, there exist several ways in the literature to estimate the contribution from the Coulomb interaction including the perturbation expansion in the Coulomb interaction^{19,21,22}, mean-field theory^{21,23}, noncrossing approximation (NCA)²⁴, numerical renormalization group (NRG)^{18,25–27} or quantum Monte Carlo and functional methods²⁸.

In Ref. 29, the authors carefully discuss the physics of SC-QD-SC Josephson junctions under the influence of a Zeeman interaction in the dot. In particular, they use both functional renormalization group (fRG) methods and the self-consistent Andreev bound states theory (SCABS) to study the interplay between the Zeeman field, gate voltage, and flux dependence of Andreev levels. They found a very good agreement between these techniques even though the computational requirements for the fRG approach are rather high. The SCABS technique is adopted in the present paper because it is numerically less demanding while still offers an elegant way to gain insights into the physics in SC-QD-SC hybrids. Very recently, relevant experimental results on the Kondo screening-unscreening transition are reported⁵. There, they demonstrated how to use a magnetic field to tune the QPTs of a quantum dot coupled to superconducting leads in a transistor geometry. Also, they found that the

magnetic field gives rise to a reentrant transition due to the competition between the Zeeman shift of the lowest spin-polarized level and the reduction of the superconducting gap.

In some special semiconducting quantum dot devices made from LaAlO_3 or SrTiO_3 ^{30–32}, the electron-electron interaction can be made attractive by tuning the gate voltage³¹. It is also demonstrated that in carbon nanotubes the excitonic mechanism brings about an attractive interaction between two electrons³³. In these special QD devices, the attractive interaction not only has an impact on the full counting statistics³⁴ but also causes a charge Kondo effect^{35–40} instead of spin Kondo effect. The attractive U charge Kondo effect is associated with the fluctuations in degenerate ground states with different even charge occupations. It is illustrated in Ref. 41 that both the empty and doubly occupied state have energies lower than those of the singly occupied states, or equivalently, the spin-polarized states. This leads to ground state fluctuations in the charge channel rather than the spin channel. Experimentally, PbTe doped with Tl studied in Refs. 42–45 is the first material that exhibits pieces of evidence of the charge Kondo effect. Its direct consequences on transport properties in QDs with normal leads have also been revealed in Refs 46–50 where theoretical results including susceptibilities and thermoelectric powers are presented.

The above discussion outlined the importance of considering the Zeeman effect as well as attractive interaction in SC-QD-SC devices. In the absence of the Zeeman effect, the singlet state is always energetically favorable when compared with the doublet state for an attractive Coulomb interaction. Nevertheless, we show in this work that with the inclusion of an applied magnetic field, the singlet and the doublet states still energetically compete with each other even when the intradot interaction is attractive. We investigate the SC-QD-SC structures that are not necessarily in the superconducting atomic limit and obtain several important results in the framework of the SCABS theory. Under an applied magnetic field, the Zeeman energy split of the quantum dot is usually much larger than that of the superconductors in SC-QD-SC junctions, because the g factor for a semiconducting quantum dot (especially for materials with extremely strong spin-orbit coupling) is usually much higher than that for a superconducting material⁵¹. In the present work, we, therefore, assume the Zeeman splitting in the superconducting electrodes is negligible.

In the paper, we adopt the perturbative SCABS method developed in Ref. 12. We aim to go beyond the superconducting atomic limit and to study the interplay between a Zeeman field and an attractive U interaction. Here we study specifically phase diagrams and Josephson current phase relations. We shall consider several relevant parameters including hybridization strengths, single-particle energies of an electron in the QD measured from the Fermi surface, superconducting gaps and phase differences for the superconducting electrodes, and

strengths of the Coulomb interaction and Zeeman field. In Sec. II, we shall present a general description of the SCABS method. The results and relevant discussion will be presented in Sec. III. We will summarize the paper in Sec. IV.

II. THEORETICAL MODEL

A. Hamiltonian

We start with the Hamiltonian of the Anderson impurity model for a quantum dot coupled to two superconducting electrodes. The Hamiltonian is given by

$$H = \sum_{i=L,R} H_i + H_d + \sum_{i=L,R} H_{T_i}, \quad (1)$$

where

$$H_i = \sum_{\mathbf{k}\sigma} \varepsilon_{\mathbf{k}} c_{\mathbf{k}\sigma i}^\dagger c_{\mathbf{k}\sigma i} - \sum_{\mathbf{k}} \left(\Delta_i c_{\mathbf{k}\uparrow i}^\dagger c_{-\mathbf{k}\downarrow i}^\dagger + \text{H.c.} \right), \quad (2a)$$

$$H_d = (\varepsilon_d + h) d_{\uparrow}^\dagger d_{\uparrow} + (\varepsilon_d - h) d_{\downarrow}^\dagger d_{\downarrow} - U n_{\uparrow} n_{\downarrow}, \quad (2b)$$

$$H_{T_i} = \sum_{\mathbf{k}\sigma} (t d_{\sigma}^\dagger c_{\mathbf{k}\sigma i} + \text{H.c.}). \quad (2c)$$

In this total Hamiltonian, H_i is the Hamiltonian for the superconducting electrodes with $i = L, R$ denoting the left and right electrodes, respectively. For an electron in the i -th lead with a wavevector \mathbf{k} and spin σ , its kinetic energy is $\varepsilon_{\mathbf{k}}$. $c_{\mathbf{k}\sigma i}$ and $c_{\mathbf{k}\sigma i}^\dagger$ are the annihilation and creation operators of the electron, respectively. Δ_i is the superconducting order parameter of the i -th lead, and H.c. is the Hermitian conjugate. H_d is the QD Hamiltonian, and we consider only a single energy level, ε_d , for the dot. d_{σ} (d_{σ}^\dagger) is the annihilation (creation) operator of a dot electron with spin σ . U is the Coulomb interaction between two electrons in the orbital of QD, h is a Zeeman interaction, and $n_{\sigma} = d_{\sigma}^\dagger d_{\sigma}$ is the number operator of the dot level with spin σ . Note here that $U > 0$ denotes an attractive interaction in our convention. H_{T_i} is the interaction between the quantum dot and superconducting leads, and t is the corresponding coupling strength directly related to the superconducting proximity effect.

Here we consider an experimentally more relevant situation⁵ where the leads are identical s -wave BCS superconductors with a possible nonzero relative phase. Therefore, both of them have the superconducting order parameter of the form $\Delta_i = \Delta e^{i\phi_i}$, where Δ is a constant isotropic gap and ϕ_i is its phase. The phase difference between the leads is denoted by $\phi \equiv \phi_L - \phi_R$. We assume that the density of states (DOS) in an energy interval $[-D, D]$ that is of interest is a constant and specified by $\rho = 1/(2D)$. Thus, the total number of states in the energy interval is independent of the choice of the bandwidth, D . Finally, the coupling strength t is a real number and is the same for both leads.

As mentioned in Sec. I, the Coulomb interaction U plays an important role in determining physical properties of SC-QD hybrids. When the superconducting gap is much larger than all the other energy scales in the problem including U , the hybrids are considered to be in the superconducting atomic limit. Although it is straightforward to compute relevant physical quantities in the atomic limit, the superconducting gap in a realistic situation is usually comparable to the energy of the atomic level in QD. Therefore, it is crucial to study cases where the gap is finite while varying other energy scales such as the Zeeman energy and the Coulomb interaction. In view of this, we follow closely the perturbation method presented in Refs. 12 and 29, where the Green's function technique is employed and the superconducting atomic limit is treated as the unperturbed situation. In addition, it is shown in Refs. 12 and 29 that the results obtained from the SCABS technique agree rather well with those from the heavy numerical fRG calculations.

In this work, our aim is to investigate the superconducting proximity effect on physical behaviors of SC-QD hybrids. To do so, we first define the quantum dot Green's function $G_{dd}(t, t') = -\langle T_t \Psi_d(t) \Psi_d^\dagger(t') \rangle$, where $\Psi_d = (d_{\uparrow}, d_{\downarrow})^T$. In order to simplify the calculation of finding the Green's function, we use the Matsubara imaginary time formalism and the fact that $G_{dd}(t, t') = G_{dd}(t - t', 0)$ to set $t' \rightarrow 0$ and $t - t' \rightarrow \tau$. We then have

$$G_{dd}(\tau) = -\langle T_{\tau} \Psi_d(\tau) \Psi_d^\dagger(0) \rangle \quad (3)$$

$$= - \begin{bmatrix} \langle T_{\tau} d_{\uparrow}(\tau) d_{\uparrow}^\dagger(0) \rangle & \langle T_{\tau} d_{\uparrow}(\tau) d_{\downarrow}^\dagger(0) \rangle \\ \langle T_{\tau} d_{\downarrow}^\dagger(\tau) d_{\uparrow}^\dagger(0) \rangle & \langle T_{\tau} d_{\downarrow}^\dagger(\tau) d_{\downarrow}^\dagger(0) \rangle \end{bmatrix}.$$

Next, we use Fourier transformation and the Heisenberg equation of motion to find the Green's function in the frequency domain. It is written as

$$\hat{G}_{dd}^{-1}(i\omega_n) = i\omega_n + h - \varepsilon_d \hat{\sigma}_z - t^2 \sum_{i=L,R} \sum_{\mathbf{k}} \sigma_z \hat{G}_{\mathbf{k}\mathbf{k}i} \sigma_z, \quad (4)$$

where ω_n is the fermionic Matsubara frequency and $\hat{G}_{\mathbf{k}\mathbf{k}i}$ is the bare Green's function of the BCS Hamiltonian of the lead i . It is written as

$$\hat{G}_{\mathbf{k}\mathbf{k}i} = (i\omega_n - H_i)^{-1} = \begin{pmatrix} i\omega_n - \varepsilon_{\mathbf{k}} & -\Delta e^{i\phi_i} \\ -\Delta e^{-i\phi_i} & i\omega_n + \varepsilon_{\mathbf{k}} \end{pmatrix}^{-1}$$

$$= \begin{pmatrix} \frac{i\omega_n + \varepsilon_{\mathbf{k}}}{(i\omega_n)^2 - E_{\mathbf{k}}^2} & \frac{\Delta e^{i\phi_i}}{(i\omega_n)^2 - E_{\mathbf{k}}^2} \\ \frac{\Delta e^{-i\phi_i}}{(i\omega_n)^2 - E_{\mathbf{k}}^2} & \frac{i\omega_n - \varepsilon_{\mathbf{k}}}{(i\omega_n)^2 - E_{\mathbf{k}}^2} \end{pmatrix}, \quad (5)$$

where $E_{\mathbf{k}} = \sqrt{\varepsilon_{\mathbf{k}}^2 + \Delta^2}$. Note here that we have temporarily suppressed the Coulomb interaction in deriving Eq. (4).

We use the assumption that the density of states of the leads is a constant ρ to perform the momentum sum in Eq. (4). The relation $\hat{G}_{dd}^{-1} = i\omega_n - H_{eff}^0$ allows us to identify the effective Hamiltonian of the dot. It is given

by

$$H_{eff}^0 = (\varepsilon_d + h) d_{\uparrow}^{\dagger} d_{\uparrow} + (\varepsilon_d - h) d_{\downarrow}^{\dagger} d_{\downarrow} - \Gamma_{\phi} (d_{\uparrow}^{\dagger} d_{\downarrow}^{\dagger} + \text{H.c.}), \quad (6)$$

where $\Gamma_{\phi} = \Gamma_{\pi}^2 \arctan(\frac{D}{\Delta}) \cos(\frac{\phi}{2})$ and $\Gamma = 2\pi t^2 \rho$. In deriving the effective Hamiltonian, we have set $\Delta \gg \omega_n$, a consequence from the superconducting atomic limit. Finally, when the Coulomb interaction are taken into account, we obtain the full local effective Hamiltonian,

$$H_{eff} = (\varepsilon_d + h) d_{\uparrow}^{\dagger} d_{\uparrow} + (\varepsilon_d - h) d_{\downarrow}^{\dagger} d_{\downarrow} - \Gamma_{\phi} (d_{\uparrow}^{\dagger} d_{\downarrow}^{\dagger} + \text{H.c.}) - \frac{U}{2} \sum_{\sigma} (d_{\sigma}^{\dagger} d_{\sigma} - 1)^2. \quad (7)$$

B. Spectrum of the effective Hamiltonian

In this subsection, we wish to determine the eigenstates of the effective Hamiltonian, Eq. (7), and corresponding energy eigenvalues. We first discuss the four eigenstates for a single orbital quantum dot in the absence of superconducting leads. We use $|0\rangle$ to denote a situation where the orbital is not occupied (empty state). Note here that the empty state has even fermion parity. The other state also with even fermion parity is the doubly occupied state (paired state), $|\uparrow\downarrow\rangle$. The remaining two singly occupied states, which have odd fermion parity, are denoted as the spin-up state, $|\uparrow\rangle$, and the spin-down state, $|\downarrow\rangle$. When superconducting leads were to be absent, the aforementioned four states would be the eigenstates of the single orbital quantum dot. However, when the dot is coupled to superconducting leads, it is clear that the empty and paired states themselves alone are no longer eigenstates of the effective Hamiltonian, Eq. (7). As shown below, the superpositions of the empty and paired states similar to that of the variational BCS ground state are the eigenstates. By employing the following Bogoliubov transformation,

$$|+\rangle = u |\uparrow\downarrow\rangle + v |0\rangle, \quad (8a)$$

$$|-\rangle = -v |\uparrow\downarrow\rangle + u |0\rangle, \quad (8b)$$

we obtain

$$u = \frac{1}{\sqrt{2}} \sqrt{1 + \frac{\xi_d}{\sqrt{\xi_d^2 + \Gamma_{\phi}^2}}}, \quad (9a)$$

$$v = \frac{1}{\sqrt{2}} \sqrt{1 - \frac{\xi_d}{\sqrt{\xi_d^2 + \Gamma_{\phi}^2}}}. \quad (9b)$$

For the singly occupied states, $|\uparrow\rangle$ and $|\downarrow\rangle$, their eigenenergies are not the same when the time-reversal symmetry is broken by the Zeeman interaction h ,

$$E_{\uparrow\downarrow}^0 = \xi_d \pm h, \quad (10)$$

where $+$ and $-$ signs correspond to E_{\uparrow}^0 and E_{\downarrow}^0 for the $|\uparrow\rangle$ and $|\downarrow\rangle$ states, respectively. For the BCS-like states, $|+\rangle$ and $|-\rangle$ in Eqs. (8), their eigenenergies are given by

$$E_{\pm}^0 = -\frac{U}{2} \pm \sqrt{\xi_d^2 + \Gamma_{\phi}^2} + \xi_d, \quad (11)$$

respectively.

In order to find ground state phase transitions, we first note that E_{-}^0 (E_{\downarrow}^0) is always less than E_{+}^0 (E_{\uparrow}^0). Therefore, the ground state is either the $|\downarrow\rangle$ state or the $|-\rangle$ state. Therefore, we only need to compare E_{-}^0 with E_{\downarrow}^0 and phase transitions occur when $E_{\downarrow}^0 = E_{-}^0$. The equation below characterizes a phase boundary.

$$\sqrt{\xi_d^2 + \Gamma_{\phi}^2} = -\frac{U}{2} + h. \quad (12)$$

It is obvious that when the Coulomb interaction is attractive ($U > 0$), h cannot be zero in order for the system to transition between the spin-polarized state, $|\downarrow\rangle$, and BCS-like state, $|-\rangle$, which is consistent with the experiment³².

C. Perturbation expansion

In Sec. II B, we take the limit that the energy gap Δ is infinite whereas in reality, the energy gap is usually a few kelvins for most conventional s -wave superconducting materials. To incorporate this, we adopt the formalism developed in Ref. 12 to consider situations where other energy scales such as U and h are comparable to the gap. Since the details of the SCABS have already been reported in the literature, we shall not reproduce them here and only write down the central equations. As previously discussed, we regard the effective Hamiltonian, Eq. (7), in the atomic limit as the unperturbed Hamiltonian. As a result, the action can be separated into the local effective action corresponding to Eq. (7) and the action of the perturbation that contains terms not included in Eq. (7).

The energy corrections δE_s (where $s = +, -, \uparrow, \downarrow$) to these four levels can thus be obtained from the SCABS

theory and they are given by

$$\delta E_{\uparrow\downarrow} = -t^2 \sum_{\mathbf{k}} \left[\frac{1}{E_{\mathbf{k}} + E_+^0 - E_{\uparrow\downarrow}^0} + \frac{1}{E_{\mathbf{k}} + E_-^0 - E_{\uparrow\downarrow}^0} + \frac{2\Delta}{E_{\mathbf{k}}} uv \left| \cos \frac{\phi}{2} \right| \left(\frac{1}{E_{\mathbf{k}} + E_+^0 - E_{\uparrow\downarrow}^0} - \frac{1}{E_{\mathbf{k}} + E_-^0 - E_{\uparrow\downarrow}^0} \right) \right], \quad (13a)$$

$$\delta E_+ = -t^2 \sum_{\mathbf{k}} \left[\frac{1}{E_{\mathbf{k}} - (E_+^0 - E_{\uparrow}^0)} + \frac{1}{E_{\mathbf{k}} - (E_+^0 - E_{\downarrow}^0)} - \frac{2\Delta}{E_{\mathbf{k}}} uv \left| \cos \frac{\phi}{2} \right| \left(\frac{1}{E_{\mathbf{k}} - (E_+^0 - E_{\uparrow}^0)} + \frac{1}{E_{\mathbf{k}} - (E_+^0 - E_{\downarrow}^0)} \right) \right] - 2|\Gamma_{\phi}| uv, \quad (13b)$$

$$\delta E_- = -t^2 \sum_{\mathbf{k}} \left[\frac{1}{E_{\mathbf{k}} - (E_-^0 - E_{\uparrow}^0)} + \frac{1}{E_{\mathbf{k}} - (E_-^0 - E_{\downarrow}^0)} + \frac{2\Delta}{E_{\mathbf{k}}} uv \left| \cos \frac{\phi}{2} \right| \left(\frac{1}{E_{\mathbf{k}} - (E_-^0 - E_{\uparrow}^0)} + \frac{1}{E_{\mathbf{k}} - (E_-^0 - E_{\downarrow}^0)} \right) \right] + 2|\Gamma_{\phi}| uv, \quad (13c)$$

where $E_{\mathbf{k}} = \sqrt{\varepsilon_{\mathbf{k}}^2 + \Delta^2}$. The perturbed energy is then expressed as $E_s = E_s^0 + \delta E_s$.

III. RESULTS AND DISCUSSION

A. Phase diagram

In this section, we present our theoretical results on phase diagrams and current-phase relations. We first discuss the phase diagrams. Phase transition lines are determined by comparing the energies for the four possible states, $|+\rangle$, $|-\rangle$, $|\uparrow\rangle$, and $|\downarrow\rangle$. The perturbed energies for these states are given by $E_s = E_s^0 + \delta E_s$, where $s = +, -, \uparrow, \downarrow$. As mentioned in Ref. 12, the singularities in the integrands of Eqs. (13) lead to the limitation of the validity range of the theory. However, one can extend the range by using renormalized self-energies instead of bare energies as in the Brillouin-Wigner perturbation theory. To do so, we replace E_s^0 appeared in the denominators of Eqs. (13) by E_s . As can be seen from the revised expressions, all the energy corrections are now coupled with each other and the corresponding solutions must be determined self-consistently. We find numerically that in the self-consistent scheme $|-\rangle$ or $|\downarrow\rangle$ is the lowest energy state and thus are competing with each other. Accordingly, phase transition lines are determined from the condition when $E_{\downarrow} = E_{\downarrow}^0 + \delta E_{\downarrow} = E_-^0 + \delta E_- = E_-$.

In Fig. 1, we present phase diagrams for various situations. Here, the bandwidth D of the leads is fixed to be $5\pi\Gamma$, and the mutual interaction between electrons in the dot is made attractive, $-U < 0$. In the top panel, we show the phase diagrams for three different superconducting gaps with a fixed Zeeman interaction strength

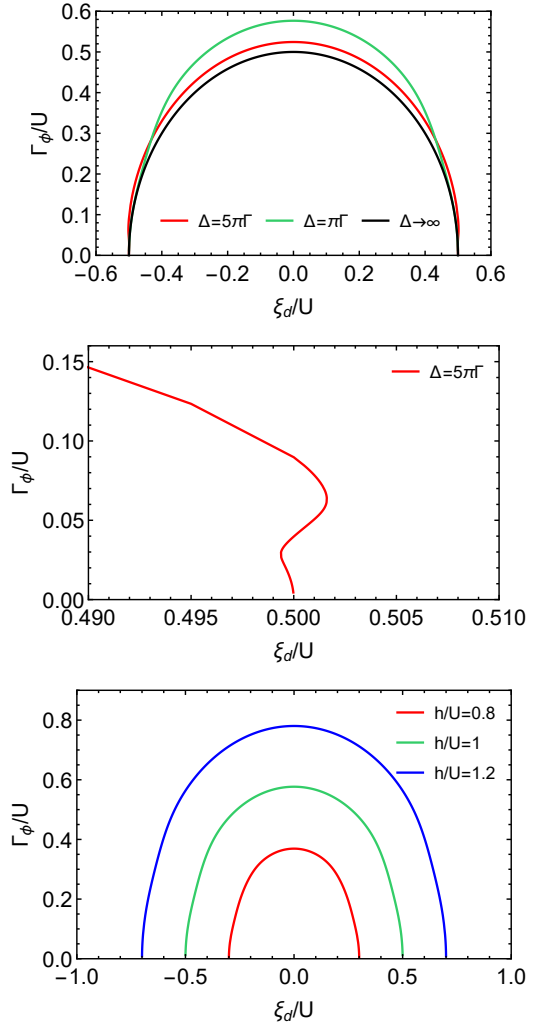


FIG. 1. Phase diagrams of a single dot coupled to superconducting leads. The system is in the spin-down (BCS) state below (above) each curve (See main text for details). The bandwidth of the superconducting leads is $D = 5\pi\Gamma$. For the top panel, we show the phase diagrams of three different Δ with a fixed exchange interaction $h = U$. The central panel is the blowup showing the case $\Delta = 5\pi\Gamma$ near the edge of the dome in the top panel. In the bottom panel, we consider three different ratios of h/U for a fixed $\Delta/\Gamma = \pi$.

$h = U$. The presence of h breaks the time-reversal symmetry, and a Kramer's doublet is no longer a good eigenstate. The dot becomes spin polarized when the ground state of the system is the spin down state. This spin-polarized phase corresponds to regions inside the domes in the top panel. When Γ_{ϕ} is large enough, the system turns to the BCS-like phase, $|-\rangle$, corresponding to regions outside the domes due to a large superconducting proximity effect. In the atomic limit ($\Delta \rightarrow \infty$), the radius of the dome can be directly determined analytically by solving for Eq. (12). (One can also obtain the same result by considering $D > \Delta \gg \Gamma$ in the SCABS framework.) Using the self-consistent approach, we study

systems away from the atomic limit (Δ is finite). It is interesting to note that the widths of the domes are not changed. However, the heights of the domes decrease with increasing Δ . This means the region for the BCS-like phase shrinks. This phenomenon is opposite to the results presented in Ref. 12, where for a repulsive intradot interaction the region for the BCS-like phase shrinks when Δ/Γ is lowered.

In the central panel, we show a blowup of the $\Delta = 5\pi\Gamma$ case of the top panel. We find an unexpected reentrant behavior. When $\xi_d \gtrsim 0.5U$, as Γ_ϕ/U increases from 0, the system first enters into the spin polarized state and turns back to the BCS-like state. A similar phenomenon is also reported in ferromagnet-superconductor heterostructures⁵² and an atomic Fermi gas⁵³. We find that the reentrance is ubiquitous near $\xi_d \gtrsim 0.5U$ for different ratios of Δ/Γ and we chose to show the case of $\Delta/\Gamma = 5\pi$ because it is more prominent for illustrative purposes.

In the bottom panel of Fig. 1, the superconducting gap for the leads is fixed to be $\Delta = \pi\Gamma$ and the phase boundaries for three h/U are shown. For the finite gap, the phase transitions for $\Gamma_\phi/U \rightarrow 0$ occur at the same positions as in the atomic limit of an infinite gap [see Eq. (12)]. From Eq. (12), one can also infer that the applied magnetic field only affects the radii of domes. The range for the spin-polarized phase is expanded when the applied magnetic field increases. It is because the magnetic field tends to break Cooper pairs, and BCS-like states become unfavorable.

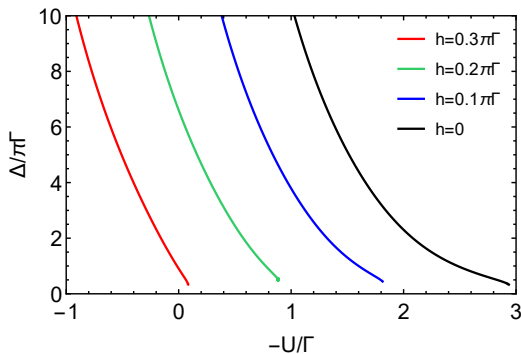


FIG. 2. Phase diagrams of a single dot coupled to superconducting leads with a fixed single-particle energy of the bare quantum dot, $\xi_d = 0$. The bandwidth of the leads is $D = 10\pi\Gamma$. Several strengths of an applied magnetic field are considered. The lower left and upper right corners correspond to the BCS-like phase and the spin-polarized phase, respectively (See main text.).

In Fig. 2, we fix the single-particle energy of the quantum dot to be at the particle-hole symmetric point, $\xi_d = 0$, and present phase diagrams by plotting the superconducting gap versus the Coulomb interaction (we include both attractive and repulsive interaction in the diagrams) for several h . To the right of each transition line, the Coulomb interaction is either more repulsive

or less attractive depending on the sign of U , and the quantum dot prefers to reside in the single-spin state, $|\downarrow\rangle$. We note that for a given Δ , the phase transition points move to the left as h increases. As in the bottom panel of Fig. 1, when the magnetic field is stronger, Cooper pairs become less stable, and the region for the single-spin state is enhanced. Therefore, the effect of an applied magnetic field is similar to that of a repulsive Coulomb interaction. As a result, at a given energy gap, a stronger magnetic field shifts the transition point to a less repulsive or more attractive Coulomb interaction. Furthermore, we find that these phase transition curves are *smooth* when the Coulomb interaction is continuously changed from being attractive to repulsive. It can also be seen from the effective unperturbed energies [Eq. 12] that the influences of these two different types of interaction are added together. In the atomic limit, the Coulomb interaction only shifts the energies of BCS-like states, and it does not affect single-spin states. Similarly, the magnetic field only shifts the energies of single-spin states, but not BCS like states in the unperturbed level. Here, we see that the perturbed energies of the system have the same trend. Furthermore, we note that when the applied magnetic field is strong, the $|\downarrow\rangle$ state may still be the ground state when the mutual attractive interaction is sufficiently large.

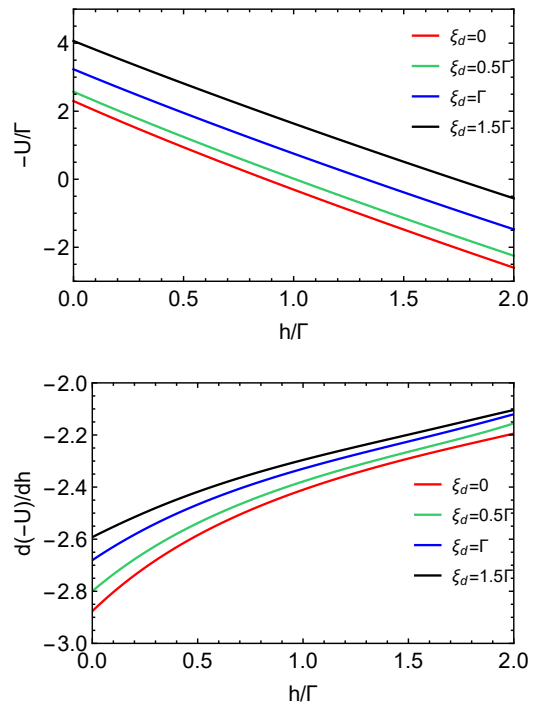


FIG. 3. The top panel shows phase diagrams of a single dot coupled to superconducting electrodes with a fixed gap $\Delta = \pi\Gamma$. Four different energy levels, ξ_d , of the bare dot are considered. For a given ξ_d , the area in the upper right (lower left) of each curve corresponds to the spin-down (BCS-like) states. In the bottom panel, we consider the slopes of the curves in the top panel. (See main text.)

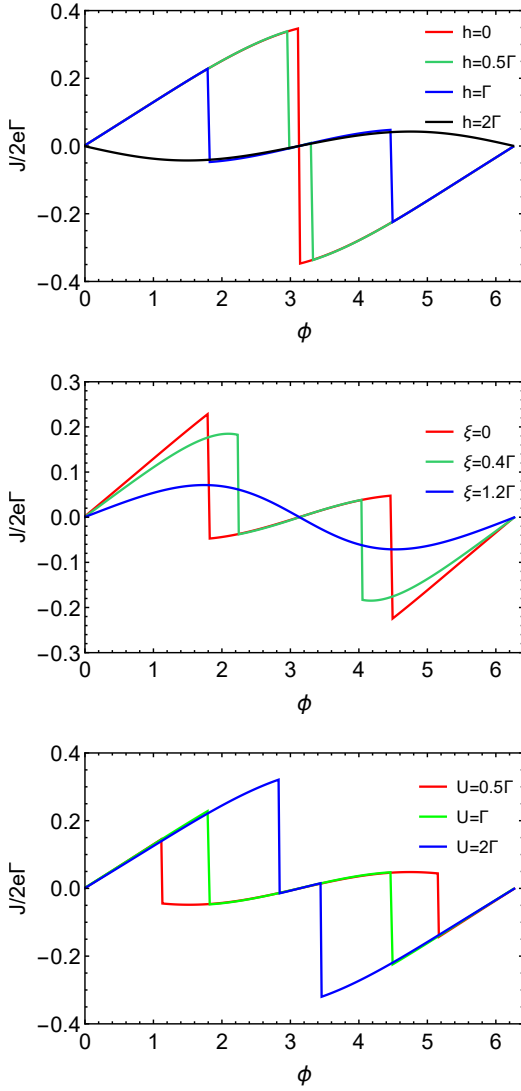


FIG. 4. Josephson currents as functions of a relative phase difference, ϕ , for a single dot coupled to two superconducting leads. The bandwidth of conduction electrons in the superconductors is fixed to be $D = 10\pi\Gamma$, and the superconducting gaps are the same for both leads and given by $\Delta = \pi\Gamma$. In the top panel, we consider four different exchange interactions for a fixed mutual intradot interaction $U = \Gamma$ and the bare quantum dot energy level is given by $\xi_d = 0$. For the central panel, current phase relations are plotted for three different ξ_d when $h = U = \Gamma$. The bottom panel shows cases for three different Coulomb interactions U/Γ for a fixed Zeeman interaction $h = \Gamma$ at the particle-hole symmetric point $\xi_d = 0$.

The top panel of Fig. 3 plots transition lines, between the BCS-like state, $|- \rangle$, and spin-down state, $|\downarrow \rangle$, for U as functions of h at $\Delta = \pi\Gamma$ for several ξ_d . Here, we choose $D = 5\pi\Gamma$. To the right of the transition lines, the influence of the Zeeman interaction is strong, and the ground state is the spin-polarized state for a fixed intradot interaction. For a fixed Zeeman interaction, the system is in the BCS-like regime below the transition lines where the Coulomb interaction U is either repulsive

but small or attractive ($-U < 0$). It is consistent with the physical picture of a Cooper pair consisting of a pair of electrons bound with each other in that a smaller repulsive U is less detrimental to BCS-like states. For an attractive U , the system prefers to be in the BCS-like state. We consider four different ξ_d and find that when it decreases, the BCS-like region shrinks. It is because the system is away from the particle-hole symmetric point and the BCS-like state of the quantum dot becomes more robust when ξ_d increases. If we consider a given U , the system is in the single-spin state to the right of the transition lines where h is large.

From Eq. (12), we can see that for a fixed Γ_ϕ and ξ_d , the transition lines are linear in the atomic limit because $-U/2 + h$ is a constant. Although the transition lines in the top panel of Fig. 3 appear to be linear when Δ is finite, we still compute their slopes in the bottom panel of Fig. 3. The results indicate that they deviate from the linear relationship and show that the system behaves quite differently when it is away from the atomic limit. In fact, the slope in the atomic limit is universal regardless of the sizes of Γ_ϕ and ξ_d and it is always equal to -2 . However, we clearly see that only when h is strong, the system behaves as if it is in the atomic limit.

From Figs. 1 to 3, one can infer that the Coulomb interaction U and Zeeman effect h both similarly affect phase transition lines. A large and repulsive U increases the energy of the BCS-like state, while a high h decreases the energy of the single-spin state not only at the unperturbed level but also the perturbed level to a certain degree. As a result, a large and repulsive U requires only a small or vanishing h for the system to stay in the single-spin (BCS-like) state. The above discussion shows that it is necessary to go beyond the atomic limit to understand the physics of the SC-QD-SC junctions.

B. Josephson current

Next, we discuss Josephson currents in our system. Josephson currents can be computed by using the formula $J = 2e \frac{\partial F}{\partial \phi}$, where $F = -\frac{\ln(Z)}{\beta} = -\frac{\ln(\text{Tr}(e^{-\beta H}))}{\beta}$ is the free energy and $\beta = 1/k_B T$. For simplicity, we consider the zero temperature limit where the free energy is reduced to the ground state energy E_G . Therefore, we first numerically determine the ground state energy as a function of the phase difference ϕ between the two superconductors in our self-consistent scheme. The corresponding supercurrent can then be explicitly computed by taking the numerical derivative of E_G with respect to ϕ .

In the top panel of Fig. 4, we show the Josephson current phase relations for four different Zeeman energies: $h = 0, 0.5\Gamma, \Gamma$, and 2Γ . When $\phi \rightarrow 0$, $\Gamma_\phi = \Gamma \frac{2}{\pi} \tan^{-1}(\frac{D}{\Delta}) \cos(\frac{\phi}{2})$ is at its maximum and the energy for the $|- \rangle$ state, $E_- = E_-^0 + \delta E_-$, is in principle at its minimum. As a result, the ground state energy is usually in the BCS-like phase when ϕ is small

or near 2π . Furthermore, the current phase relation in these ϕ regimes is given by $J = J_0 \sin \phi$ corresponding to an ordinary 0-junction. On the other hand, when $\phi \rightarrow \pi$, $\Gamma_\phi = \Gamma \frac{2}{\pi} \tan^{-1}(\frac{D}{\Delta}) \cos(\frac{\phi}{2})$ is at its minimum and $E_- = E_-^0 + \delta E_-$ is higher. As a result, in a suitable range, the ground state may be the spin-polarized state, $|\downarrow\rangle$, and the current phase relation becomes $J = J_0 \sin(\phi - \pi)$ corresponding to a so-called π -junction. However, we find that the supercurrent in the π -junction is small relative to that in the 0-junction. It is because the spin-polarized state behaves similarly to a magnetic Kondo impurity that prevents other electrons from passing through the quantum dot. In addition, it can be understood by considering the superconducting correlations of the dot as discussed in Ref. 12. Because the spin-polarized state always carries a weaker superconducting correlation, the associated Josephson supercurrent is smaller.

In the top panel of Fig. 4, we also find that the $0-\pi$ phase transition points are shifted: the region for π -junction is increased as h increases. We also find that when $\xi_d = 0$, the dot is in the 0 phase for the entire range of ϕ when $h = 0$. It is because the 0 phase corresponds to the BCS-like state and without an exchange interaction the dot is never driven to the single-spin state for all possible phase difference. We note that when $\phi = \pi$, there is a sudden jump from a large positive current to a large negative current. It suggests that the dot is in the clean limit. The sudden jumps may disappear if we include the contribution from the states in the energy continuum or when the dot is not at the particle-hole symmetric point. It is not surprising to see that the π -junction is not energetically favorable for $h = 0$ because the system cannot stay in the single-spin state without the inclusion of h . When the Zeeman interaction is strong enough ($h = 2\Gamma$), the spin-polarized state is energetically more favorable for all ϕ , and the junction turns into a complete π -junction. In Ref. 28, it is demonstrated that when U is strong and repulsive, the Josephson junction is also a complete π -junction. It confirms the fact that the effect of increasing the Zeeman interaction is similar to that of increasing the repulsive Coulomb interaction. This important property can be applied to nanodevices because switching effects here can be easily controlled by tuning the strength of an external magnetic field. On the other hand, the strength of Coulomb interaction is usually material dependent, and it is more difficult to directly control its associated switching effects for practical purposes.

In the central panel of Fig. 4, we consider additional two slightly larger bare quantum dot energy, ξ_d at fixed h and U . We find that as ξ_d increases, the region for the π phase is shrinking, and the BCS-like state is more stable. The reason behind this is similar to previous consideration. When ξ_d is away from the particle-hole symmetric point, $\xi_d = 0$, $\sqrt{\xi_d^2 + \Gamma_\phi^2}$ becomes larger and $E_- = E_-^0 + \delta E_-$ becomes lower. As a result, the BCS-like state (0-phase) is more stable. For $\xi_d = 1.2\Gamma$, there is

even no $0-\pi$ phase transitions across the entire ϕ range. However, by applying a strong enough magnetic field, the system can still be driven from the 0-phase to the π phase (not shown) as clearly demonstrated in the top panel of Fig. 4. The $0-\pi$ phase transitions can thus occur either by applying a Zeeman field or by tuning the energy level of the dot via a gate voltage. Although the system is a 0-junction for the entire ϕ range when $\xi_d = 1.2\Gamma$, the size of the supercurrent is smaller compared with the other two cases. It is because when ξ_d is large, the superconducting correlation gets weaker, and hence the Josephson current. In the bottom panel, we consider the particle-hole symmetric point and $h = \Gamma$ for several U . As can be seen here, the ϕ range for the π phase, or the spin-polarized phase, gets smaller as the attractive interaction gets stronger as we anticipate.

IV. CONCLUSION

In this paper, we use a relatively simple model to include the local effect of an applied magnetic field as well as the phenomenon of attractive Coulomb interaction in superconductor-quantum dot-superconductor Josephson junctions. To go beyond the superconducting atomic limit, we follow a quite successful perturbative scheme based on the path-integral formalism¹². In this formalism, all relevant energy scales can be made finite and thereby suitable for more realistic situations.

We first present phase diagrams of superconductor-quantum dot-superconductor junctions under the influence of the interplay between the magnetic field and the attractive Coulomb interaction. We use a set of self-consistent equations to calculate Andreev bound state energies and Josephson currents as functions of practical experimental knobs such as the hybridization energy, a phase difference between two superconducting electrodes, strengths of Coulomb and exchange interaction, and superconducting energy gaps.

We show that in the superconducting atomic limit, the effect of applying a magnetic field is to shift the energy levels of single-spin states of the quantum dot by $\pm h$ depending on the type of spin. On the other hand, the Coulomb interaction shifts the energy levels of BCS-like states (superpositions of vacuum and paired states) by $-U/2$. As a result, both the magnetic field and Coulomb interaction play crucial roles in determining the phase transition in the atomic limit ($\frac{\Delta}{\pi\Gamma} \gg 1$).

We find that the system can exhibit reentrant behavior near phase boundaries in the perturbative scheme when the system is away from the atomic limit. For an attractive Coulomb interaction, the system prefers to reside in a BCS-like state. For this reason, the system tends to exhibit a pronounced superconducting proximity effect in physical quantities such as superconducting correlation and Josephson supercurrent. In order for the dot to transition from the BCS-like phase to the spin-polarized phase, an external magnetic field must be present. We

find that 0-junctions with a higher ξ_d , in general, have a lower supercurrent. In addition, when U/Γ (\hbar/Γ) is large (small), the BCS-like regime is enhanced, and $0-\pi$ phase transitions occur at a higher relative phase between two superconducting leads. All the results presented here indicate that superconductor-quantum dot-superconductor junctions provide a platform to study quantum phase

transitions as well as switching effects in nanodevices.

ACKNOWLEDGMENTS

This work is supported by the MOST Grant No. 108-2112-M-009-004-MY3.

- ¹ Luh Yu, “Bound state in superconductors with paramagnetic impurities,” *Acta Physica Sinica* **114**, 75 (1965).
- ² Hiroyuki Shiba, “Classical Spins in Superconductors,” *Progress of Theoretical Physics* **40**, 435–451 (1968).
- ³ A. I. Rusinov, “On the theory of gapless superconductivity in alloys containing paramagnetic impurities,” *JETP* **29**, 6 (1969).
- ⁴ Chien-Te Wu, F. Setiawan, Brandon M. Anderson, Wei-Han Hsiao, and K. Levin, “Quantum phase transitions in proximitized josephson junctions,” *Phys. Rev. B* **98**, 064504 (2018).
- ⁵ A. García Corral, D. M. T. van Zanten, K. J. Franke, H. Courtois, S. Florens, and C. B. Winkelmann, “Magnetic-field-induced transition in a quantum dot coupled to a superconductor,” *Phys. Rev. Research* **2**, 012065 (2020).
- ⁶ Falko Pientka, Leonid I. Glazman, and Felix von Oppen, “Topological superconducting phase in helical shiba chains,” *Phys. Rev. B* **88**, 155420 (2013).
- ⁷ Jelena Klinovaja, Peter Stano, Ali Yazdani, and Daniel Loss, “Topological superconductivity and majorana fermions in rkky systems,” *Phys. Rev. Lett.* **111**, 186805 (2013).
- ⁸ Angela M. Wagner, Jennifer M. Knipe, Gorka Orive, and Nicholas A. Peppas, “Quantum dots in biomedical applications,” *Acta Biomaterialia* **94**, 44 – 63 (2019).
- ⁹ R. Hanson, L. P. Kouwenhoven, J. R. Petta, S. Tarucha, and L. M. K. Vandersypen, “Spins in few-electron quantum dots,” *Rev. Mod. Phys.* **79**, 1217–1265 (2007).
- ¹⁰ A. V. Andreev and K. A. Matveev, “Coulomb blockade oscillations in the thermopower of open quantum dots,” *Phys. Rev. Lett.* **86**, 280–283 (2001).
- ¹¹ C. W. J. Beenakker and H. van Houten, “Resonant josephson current through a quantum dot,” in *Single-Electron Tunneling and Mesoscopic Devices*, edited by Hans Koch and Heinz Lübbig (Springer Berlin Heidelberg, Berlin, Heidelberg, 1992) pp. 175–179.
- ¹² Tobias Meng, Serge Florens, and Pascal Simon, “Self-consistent description of andreev bound states in josephson quantum dot devices,” *Phys. Rev. B* **79**, 224521 (2009).
- ¹³ J. Bauer, A. Oguri, and A. C. Hewson, “Spectral properties of locally correlated electrons in a Bardeen–Cooper–Schrieffer superconductor,” *Journal of Physics: Condensed Matter* **19**, 486211 (2007).
- ¹⁴ Guangyu Yi, Limin An, Wei-Jiang Gong, Haina Wu, and Xiaohui Chen, “Josephson current through a t-shaped double quantum dots: π -junction transition and interdot antiferromagnetic correlations,” *Physics Letters A* **337**, 1127 (2013).
- ¹⁵ C. Benjamin, T. Jonckheere, A. Zazunov, and T. Martin, “Controllable π junction in a josephson quantum-dot device with molecular spin,” *The European Physical Journal B* **57**, 279–289 (2007).
- ¹⁶ R. Delagrangé, R. Weil, A. Kasumov, M. Ferrier, H. Bouchiat, and R. Deblock, “ 0π quantum transition in a carbon nanotube josephson junction: Universal phase dependence and orbital degeneracy,” *Physica B: Condensed Matter* **536**, 211 – 222 (2018).
- ¹⁷ M. Žonda, V. Pokorný, V. Janiš, and T. Novotný, “Perturbation theory for an anderson quantum dot asymmetrically attached to two superconducting leads,” *Phys. Rev. B* **93**, 024523 (2016).
- ¹⁸ Mahn-Soo Choi, Minchul Lee, Kicheon Kang, and W. Belzig, “Kondo effect and josephson current through a quantum dot between two superconductors,” *Phys. Rev. B* **70**, 020502 (2004).
- ¹⁹ L. Dell’Anna, A. Zazunov, and R. Egger, “Superconducting nonequilibrium transport through a weakly interacting quantum dot,” *Phys. Rev. B* **77**, 104525 (2008).
- ²⁰ A. Eichler, R. Deblock, M. Weiss, C. Karrasch, V. Meden, C. Schönenberger, and H. Bouchiat, “Tuning the josephson current in carbon nanotubes with the kondo effect,” *Phys. Rev. B* **79**, 161407 (2009).
- ²¹ Yshai Avishai, Anatoly Golub, and Andrei D. Zaikin, “Tunneling through an anderson impurity between superconductors,” *Phys. Rev. B* **63**, 134515 (2001).
- ²² Satoshi Ishizaka, Jun’ichi Sone, and Tsuneya Ando, “dc josephson current through a quantum dot coupled with superconducting leads,” *Phys. Rev. B* **52**, 8358–8362 (1995).
- ²³ E. Vecino, A. Martín-Rodero, and A. Levy Yeyati, “Josephson current through a correlated quantum level: Andreev states and π junction behavior,” *Phys. Rev. B* **68**, 035105 (2003).
- ²⁴ Aashish A. Clerk and Vinay Ambegaokar, “Loss of π -junction behavior in an interacting impurity josephson junction,” *Phys. Rev. B* **61**, 9109–9112 (2000).
- ²⁵ C. Karrasch, A. Oguri, and V. Meden, “Josephson current through a single anderson impurity coupled to bcs leads,” *Phys. Rev. B* **77**, 024517 (2008).
- ²⁶ Akira Oguri, Yoshihide Tanaka, and A. C. Hewson, “Quantum phase transition in a minimal model for the kondo effect in a josephson junction,” *Journal of the Physical Society of Japan* **73**, 2494–2504 (2004).
- ²⁷ Tomoki Yoshioka and Yoji Ohashi, “Numerical renormalization group studies on single impurity anderson model in superconductivity: A unified treatment of magnetic, non-magnetic impurities, and resonance scattering,” *Journal of the Physical Society of Japan* **69**, 1812–1823 (2000).
- ²⁸ A. V. Rozhkov and Daniel P. Arovas, “Josephson coupling through a magnetic impurity,” *Phys. Rev. Lett.* **82**, 2788–2791 (1999).
- ²⁹ Nils Wentzell, Serge Florens, Tobias Meng, Volker Meden, and Sabine Andergassen, “Magnetoelectric spectroscopy of andreev bound states in josephson quantum dots,” *Phys.*

- Rev. B **94**, 085151 (2016).
- ³⁰ Guanglei Cheng, Michelle Tomczyk, Shicheng Lu, Joshua P. Veazey, Mengchen Huang, Patrick Irvin, Sangwoo Ryu, Hyungwoo Lee, Chang-Beom Eom, C. Stephen Hellberg, and Jeremy Levy, “Electron pairing without superconductivity,” *Nature* **521**, 196–199 (2015).
 - ³¹ Guanglei Cheng, Michelle Tomczyk, Alexandre B. Taela, Hyungwoo Lee, Shicheng Lu, Josh P. Veazey, Mengchen Huang, Patrick Irvin, Sangwoo Ryu, Chang-Beom Eom, Andrew Daley, David Pekker, and Jeremy Levy, “Tunable electron-electron interactions in $\text{LaAlO}_3/\text{SrTiO}_3$ nanostructures,” *Phys. Rev. X* **6**, 041042 (2016).
 - ³² Guenevere E. D. K. Prawiroatmodjo, Martin Leijnse, Felix Trier, Yunzhong Chen, Dennis V. Christensen, Merlin von Soosten, Nini Pryds, and Thomas S. Jespersen, “Transport and excitations in a negative- u quantum dot at the $\text{LaAlO}_3/\text{SrTiO}_3$ interface,” *Nature Communications* **8**, 395 (2017).
 - ³³ A. Hamo, A. Benyamini, I. Shapir, I. Khivrich, J. Waissman, K. Kaasbjerg, Y. Oreg, F. von Oppen, and S. Ilani, “Electron attraction mediated by coulomb repulsion,” *Nature* **535**, 395–400 (2016).
 - ³⁴ Eric Kleinherbers, Philipp Stegmann, and Jrgen Knig, “Revealing attractive electron–electron interaction in a quantum dot by full counting statistics,” *New Journal of Physics* **20**, 073023 (2018).
 - ³⁵ Tie-Feng Fang, Ai-Min Guo, Han-Tao Lu, Hong-Gang Luo, and Qing-Feng Sun, “Charge kondo effect in negative- u quantum dots with superconducting electrodes,” *Phys. Rev. B* **96**, 085131 (2017).
 - ³⁶ S. Mojtaba Tabatabaei, “Charge-kondo effect mediated by repulsive interactions,” *Phys. Rev. B* **97**, 235131 (2018).
 - ³⁷ Tie-Feng Fang, Ai-Min Guo, and Qing-Feng Sun, “Nonequilibrium kondo effect by the equilibrium numerical renormalization group method: The hybrid anderson model subject to a finite spin bias,” *Phys. Rev. B* **97**, 235115 (2018).
 - ³⁸ Juho Choi, Gwangsu Yoo, Cheolhee Han, and H.-S. Sim, “Charge kondo effects in a quadruple quantum dot in spinless and spinful regimes,” *Phys. Rev. B* **101**, 245307 (2020).
 - ³⁹ Domenico Giuliano, Luca Lepori, and Andrea Nava, “Tunable spin/charge kondo effect at a double superconducting island connected to two spinless quantum wires,” *Phys. Rev. B* **101**, 195140 (2020).
 - ⁴⁰ Tie-Feng Fang, Shu-Feng Zhang, Chun-Jiang Niu, and Qing feng Sun, “Bipolaronic blockade effect in quantum dots with negative charging energy,” *EPL (Europhysics Letters)* **105**, 47006 (2014).
 - ⁴¹ A. Taraphder and P. Coleman, “Heavy-fermion behavior in a negative- u anderson model,” *Phys. Rev. Lett.* **66**, 2814–2817 (1991).
 - ⁴² T. A. Costi and V. Zlatić, “Charge kondo anomalies in pbte doped with tl impurities,” *Phys. Rev. Lett.* **108**, 036402 (2012).
 - ⁴³ Y. Matsushita, H. Bluhm, T. H. Geballe, and I. R. Fisher, “Evidence for charge kondo effect in superconducting tl-doped pbte,” *Phys. Rev. Lett.* **94**, 157002 (2005).
 - ⁴⁴ M. Matusiak, E. M. Tunnicliffe, J. R. Cooper, Y. Matsushita, and I. R. Fisher, “Evidence for a charge kondo effect in $\text{pb}_{1-x}\text{tl}_x\text{Te}$ from measurements of thermoelectric power,” *Phys. Rev. B* **80**, 220403 (2009).
 - ⁴⁵ Maxim Dzero and Jörg Schmalian, “Superconductivity in charge kondo systems,” *Phys. Rev. Lett.* **94**, 157003 (2005).
 - ⁴⁶ S. Andergassen, T. A. Costi, and V. Zlatić, “Mechanism for large thermoelectric power in molecular quantum dots described by the negative- u anderson model,” *Phys. Rev. B* **84**, 241107 (2011).
 - ⁴⁷ Mengxing Cheng and Kevin Ingersent, “Quantum phase transitions in a pseudogap anderson-holstein model,” *Phys. Rev. B* **87**, 075145 (2013).
 - ⁴⁸ Jens Koch, Eran Sela, Yuval Oreg, and Felix von Oppen, “Nonequilibrium charge-kondo transport through negative- u molecules,” *Phys. Rev. B* **75**, 195402 (2007).
 - ⁴⁹ Rok Žitko and Janez Bonča, “Spin-charge separation and simultaneous spin and charge kondo effect,” *Phys. Rev. B* **74**, 224411 (2006).
 - ⁵⁰ B. A. Placke, T. Pluecker, J. Splettstoesser, and M. R. Wegewijs, “Attractive and driven interactions in quantum dots: Mechanisms for geometric pumping,” *Phys. Rev. B* **98**, 085307 (2018).
 - ⁵¹ W.-V. van Gerven Oei, D. Tanasković, and R. Žitko, “Magnetic impurities in spin-split superconductors,” *Phys. Rev. B* **95**, 085115 (2017).
 - ⁵² Chien-Te Wu, Oriol T. Valls, and Klaus Halterman, “Reentrant superconducting phase in conical-ferromagnet–superconductor nanostructures,” *Phys. Rev. Lett.* **108**, 117005 (2012).
 - ⁵³ Chih-Chun Chien, Qijin Chen, Yan He, and K. Levin, “Intermediate-temperature superfluidity in an atomic fermi gas with population imbalance,” *Phys. Rev. Lett.* **97**, 090402 (2006).