

A New Data Normalization Method to Improve Dialogue Generation by Minimizing Long Tail Effect

ZHIQIANG ZHAN^{1,2}, ZIFENG HOU^{1,2}, AND YANG ZHANG³

¹Institute of Computing Technology, Chinese Academy of Sciences, Beijing, China

²University of Chinese Academy of Sciences, Beijing, China

³Lenovo Research, Beijing, China

arXiv:2005.01278v1 [cs.CL] 4 May 2020

ABSTRACT Recent neural models have shown significant progress in dialogue generation. Most generation models are based on language models. However, due to the Long Tail Phenomenon in linguistics, the trained models tend to generate words that appear frequently in training datasets, leading to a monotonous issue. To address this issue, we analyze a large corpus from Wikipedia and propose three frequency-based data normalization methods. We conduct extensive experiments based on transformers and three datasets respectively collected from social media, subtitles, and the industrial application. Experimental results demonstrate significant improvements in diversity and informativeness (defined as the numbers of nouns and verbs) of generated responses. More specifically, the unigram and bigram diversity are increased by 2.6%-12.6% and 2.2%-18.9% on the three datasets, respectively. Moreover, the informativeness, i.e. the numbers of nouns and verbs, are increased by 4.0%-7.0% and 1.4%-12.1%, respectively. Additionally, the simplicity and effectiveness enable our methods to be adapted to different generation models without much extra computational cost.

INDEX TERMS Data Normalization, Dialogue Generation, Diversity, Informativeness, Long Tail, Transformer

I. INTRODUCTION

With the benefit of Recurrent Neural Network (RNN), especially Long-Short Term Memory (LSTM) [7] and Gated Recurrent Unit (GRU) [2], significant progress has been achieved in the sequence tasks, such as dialogue generation. As the key module of dialogue agents, dialogue generation models play an important role in facilitating interactions between humans and machines. Most recent dialogue generation models are based on the encoder-decoder framework. More specifically, in the framework, an encoder is used to generate an embedding representation of the input utterance, and then a decoder is adopted to generate a response based on the language model according to the embedding representation. As Seq2Seq models are able to offer the promise of scalability and language-independence, together with the capacity to implicitly learn semantic and syntactic relations between pairs, and to capture the contextual dependencies [17] in a way not possible with conventional Statistical Machine Translation (SMT) approaches [11], the most common models based on the encoder-decoder framework are

Seq2Seq models, such as the works in [12], [17], [19], [21].

An engaging dialogue generation model should be able to output grammatical, coherent responses that are diverse and informative. However, due to the common Long Tail Phenomenon in linguistics, illustrated in Figure 1 and Figure 2, and the common training loss function Cross-Entropy,

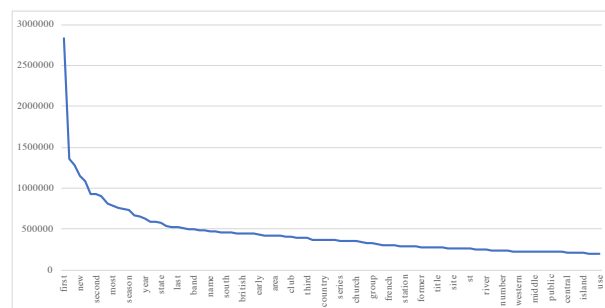


FIGURE 1. The frequency distribution of the top-200 most frequent bigrams beginning with "the" in Wikipedia.

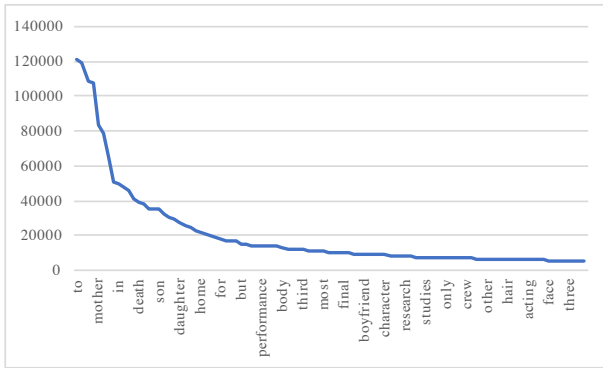


FIGURE 2. The frequency distribution of the top-200 most frequent bigrams beginning with “her” in Wikipedia.

neural conversation models tend to generate trivial or non-committal responses, often involving high-frequency phrases along the lines of “I don’t know” or “I’m OK” [12], [17], [21]. Consequently, dialogue generation models based on the language model are vulnerable to this issue, raising problems of poor diversity and less informativeness.

In order to address this issue, Li et al. propose a diversity-promoting objective function, i.e. Maximum Mutual Information (MMI) [9]. MMI models consist of two models: one is trained to minimize $p(Y|X)$ and the other is trained to minimize $p(X|Y)$, specifically, X and Y are input utterances and responses respectively. During the decoding procedure, beam search is used to obtain better responses according to MMI. Shi et al. introduce Reinforcement Learning (RL) and propose Inverse Reinforcement Learning (IRL) framework to promote the diversity of dialogue generations [16]. The IRL framework learns a reward function on training data, and an optimal policy to maximize the expected total reward. The reward and policy functions in IRL are optimized alternately to generate higher quality texts. Inspired by the work in [5], Xu et al. utilize Generative Adversarial Networks (GAN) to promote the diversity of dialogue generations [22]. Besides, Gao et al. propose a SPACEFUSION model to jointly optimize diversity and relevance [4]. The model essentially fuses the latent space of a Seq2Seq model and that of an auto-encoder model by leveraging novel regularization terms. In order to generate high-quality and informative conversation responses, Shao et al. propose a glimpse-model, which utilizes a stochastic beam-search algorithm with segment-by-segment reranking to inject diversity earlier in the generation process [15]. Zhou et al. propose an open-domain conversation generation model, which integrates commonsense knowledge into conversation generation, with the capacity for facilitating better generation through a dynamic graph attention mechanism [26].

All the above methods of improving dialogue generation are either too complex and time-consuming to train the models or too inflexible to generalize the models. In order to improve dialogue generation models, we propose three frequency-based data normalization methods, which

are aimed at minimizing the Long Tail Effect during the training procedure to promote the performance of dialogue generation. With our proposed data normalization methods, the less frequent but valid words are able to obtain a larger generation possibility in the generation process. Thus, the generation models augmented with the proposed data normalization methods are able to promote the performance, especially the diversity. Moreover, the impressive advantage of the proposed methods is that they are independent of generation models, which makes it much more flexible to incorporate them into various of dialogue generations.

The paper is arranged as follows: We first introduce the related work in Section II. Then we introduce our motivation in Section III. Then we detail our proposed data normalization methods in Section IV. Subsequently, we elaborate on our experiments in Section V, followed by the experimental results and thorough analysis in Section VI. The last comes the conclusion part in Section VII.

II. RELATED WORK

Recently, much work has been done in dialogue generation with the encoder-decoder architecture, which maps input utterances to the corresponding responses. For example, Vinyals and Le build a neural conversational model based on the Seq2Seq architecture, with an encoder to encode the context and a decoder to generate a reply [21]. Serban et al. extend the hierarchical recurrent encoder-decoder neural network to the dialogue generation domain and achieve competitive performance on multi-turn dialogue generation [12].

Although significant progress has been achieved in dialogue generation recently, there are still a few obstacles to further enhancement of generation performance. For example, due to the Long Tail Phenomenon in linguistics and the common training loss function Cross-Entropy, language model-based dialogue generation models tend to generate frequent words in the training dataset, leading to a monotonous issue. The Long Tail Phenomenon is very common in many domains, such as recommendation and linguistics. Thus, it is essential to mitigate the Long Tail Effect. For example, Zhang and Luo propose Deep Neural Network structures serving as feature extractors to mitigate the Long Tail Effect on Twitter and solve hate detection task [25]. Hamedani and Kaedi utilize personalized diversification to recommend the long tail items [6]. Sreepada and Patra use few shot learning technique to weaken the Long Tail Effect in recommendations [18].

In order to address the monotonous issue, Li et al. utilize Maximum Mutual Information (MMI) as the loss function instead of maximum likelihood [9]. Although MMI models are able to promote the diversity of generations, with an extra model and the beam search procedure, MMI models are too time-consuming and resource-consuming in both training and testing procedures. Different from [9], Shi et al. adopt Reinforcement Learning to promote diversity [16]. In order to calculate the expected total reward, time-consuming MCMC sampling is used, leading to a much longer training

procedure. Xu et al. first apply GAN to enhance the diversity of dialogue generations [22]. Because of the instability of training, GAN models are difficult to converge. Thus, much experience is needed to train GAN models. Shao et al. propose a glimpse-model to enhance the diversity of generation model [15]. With a stochastic beam-search algorithm, the model is able to generate high-quality and informative conversation responses. However, the procedure of beam-search and reranking to inject diversity is much time-consuming. Zhou et al. propose an open-domain conversation model which incorporates commonsense knowledge in the model [26]. Although the model is able to facilitate better generation, a large commonsense knowledge base is essential and critical, which is difficult to be constructed. Gao et al. propose a SPACEFUSION model, which can jointly optimize diversity and relevance [4]. The model first obtains the latent space of X and Y through a Seq2Seq and an auto-encoder models respectively, X and Y are input utterances and responses respectively. Then the model fuses both latent spaces by leveraging novel regularization terms. However, due to the inherent recurrent procedure of the recurrent neural network adopted in Seq2Seq, the model is too time-consuming and source-consuming to handle long sentences.

Different from all the above improvement methods and models, we propose three simple but effective frequency-based normalization methods, specifically, Log Normalization (LN), Mutual Normalization (MN) and Log Mutual Normalization (LMN), aiming to weaken the effect of Long Tail in linguistics, so as to improve dialogue generation models. At first, we analyze large corpus and obtain the distribution information of N-grams (in our experiments $N=2$). Then, we filter the top-K (in our experiments $K=200$) most frequent N-grams which are used in the decoder module of the dialogue generation models. In order to fully explore how to effectively weaken the Long Tail Effect, we design three data normalization methods to utilize the obtained N-gram distribution information. Benefiting from the high efficiency, the proposed data normalization methods barely increase computing complexity and resource consumption. Furthermore, as an independent module, our data normalization methods are flexible to be augmented with various dialogue generation models conveniently and directly. With the data normalization methods, the less frequent but sound words gain a larger generation possibility in the training procedure, which is able to foster the diversity of generation significantly.

The most common architectures of recent dialogue generation models are based on reinforced RNNs, such as LSTM [7] and GRU [2]. Even though these models bring significant improvements in sequence tasks, the encoder consisting of RNN costs too much time at the training stage because of the recurrent procedure. In order to accelerate model training, many researchers explore means of replacing the recurrent procedure in RNN with the parallel procedure. Inspired by the significant success of the attention mechanism in computer vision [23], Bahdanau et al. introduce atten-

tion to Machine Translation (MT) task [1]. Subsequently, Vaswani et al. take full advantage of attention mechanism and propose transformer architecture which enables the encoder procedure to run parallel [20]. With the benefit of efficiency and effectiveness, transformer architecture gains growing attention since its creation. For example, Shao et al. utilize a transformer-based model to solve Question Answering (QA) tasks [14]. Devlin et al. propose BERT to deal with several classification tasks in Natural Language Processing (NLP) and achieve the-state-of-the-art in several tasks [3]. Therefore, our models are mainly based on the mainstream transformer architecture.

III. MOTIVATION

The most common loss function used in dialogue generation model is cross-entropy, and the formula is as follows:

$$Loss = \frac{1}{M} \sum_{i=1}^M \sum_{j=1}^N -p_{ij} * \log(\hat{p}_{ij}) \quad (1)$$

$$\hat{p} = p(Y|X) \quad (2)$$

where M is the number of words in a sentence, N is the size of the vocabulary, p_{ij} is the true probability distribution for i^{th} word, and \hat{p}_{ij} is the model prediction probability distribution for i^{th} word, X is the input utterance, Y is the corresponding response. The target of training model is to minimize $Loss$, which essentially makes model fit the probability distribution of the training dataset. As a consequence, the model prefers frequent words in the training dataset, leading to low diversity.

In order to solve this issue to improve the performance of dialogue generation, we are inspired to improve the common loss function cross-entropy, aiming to balance the generation probability of frequent words and less frequent but sound words.

Thus, we improve the loss function as follows:

$$Loss = \frac{1}{M} \sum_{i=1}^M \sum_{j=1}^N -p_{ij} * \log(p'_{ij}) \quad (3)$$

$$p'_{ij} = Norm(\hat{p}) \quad (4)$$

where M , N , p_{ij} and \hat{p} are the same with Equation 2, $Norm$ is our proposed data normalization method, which is expatiated in Section IV.

At last, we minimize $Loss$ to train the model.

IV. DATA NORMALIZATION METHODS

In order to explore a valid normalization method, we analyze a large corpus Wikipedia which is easy to acquire, and the detail information is listed in Table IV. After a thorough analysis, we propose three data normalization methods: Log Normalization (LN), Mutual Normalization (MN) and Log Mutual Normalization (LMN), which are elaborated in the following respectively.

Article Num	Word Num	File Size
4.58 Million	2.56 Billion	15.83 GB

TABLE 1. The statistical information on Wikipedia corpus.

A. LOG NORMALIZATION

Due to the Long Tail Phenomenon in linguistics, given the previous word, the frequency of the next words differs with a large margin. For example, given the previous word “for”, the top-10 of most frequent next words are “the”(5,119,569), “his”(537,910), “example”(285,066), “its”(224,253), “their”(220,962), “her”(211,172), “best”(195,793), “an”(180,116), “this”(159,481), and “all”(126,973) respectively. Because of the large frequency margin between “the” and “his”, language models prefer to generate “Tom got a new table for *the* dining room.” instead of “Tom got a new table for *his* dining room.” even though both sentences sound good.

In order to shrink the frequency margin, specifically, to penalize the high-frequency words, we intuitively take the logarithm on frequency first, then followed by a linear normalization, which is called Log Normalization (LN). The computational procedure is as follows:

$$prob = \frac{\log(Freq(\overline{w_a w_b}) + \varepsilon)}{Max_v} \quad (5)$$

$$Max_v = \log(\max_{i=0}^{k-1} Freq(\overline{w_a w_i}) + \varepsilon) \quad (6)$$

where $Freq$ is a map containing the frequency of unigrams and bigrams, $Freq(\overline{w_a w_b})$ is the frequency of bigram $\overline{w_a w_b}$, w_i is a word following w_a , ε is a smooth factor to avoid divide-by-zero.

In order to detail the computational procedure of LN, we list the pseudo-code in Algorithm 1.

Algorithm 1 Log Normalization

Input: $Freq$ unigram and bigram count, w_a previous word, w_b current word

Output: prob

```

1: function LOGNORMALIZATION( $Freq, w_a, w_b$ )
2:    $result \leftarrow 0$ 
3:    $Max_v \leftarrow 0$ 
4:    $\varepsilon \leftarrow 1.1$ 
5:   for  $i = 0 \rightarrow k - 1$  do
6:      $Max_v \leftarrow \max(Max_v, Freq(\overline{w_a w_i}))$ 
7:   end for
8:    $result \leftarrow \frac{\log(Freq(\overline{w_a w_b}) + \varepsilon)}{\log(Max_v + \varepsilon)}$ 
9:   return  $result$ 
10: end function

```

B. MUTUAL NORMALIZATION

Log Normalization takes a simple but effective way to minimize the effect of Long Tail in linguistics. However, it does not take mutual information of bigrams into account. Considering $Freq(\overline{w_a w_b})$ is partly related to $Freq(w_b)$

(large $Freq(w_b)$ probably indicating large $Freq(\overline{w_a w_b})$), we propose another normalization method to eliminate this factor. More specifically, similar to the mutual information, we divide the bigram frequency by the unigram frequency to shrink the frequency margin, which is called Mutual Normalization (MN). The computational procedure is as follows, and the pseudo-code is listed in Algorithm 2:

$$prob = \frac{Freq(\overline{w_a w_b})}{Freq(w_b) + \varepsilon} \quad (7)$$

where $Freq$ is a map containing the frequency of unigrams and bigrams, $Freq(\overline{w_a w_b})$ is the frequency of bigram $\overline{w_a w_b}$, $Freq(w_b)$ is the frequency of unigram w_b , ε is a smooth factor to avoid divide-by-zero.

Algorithm 2 Mutual Normalization

Input: $Freq$ unigram and bigram count, w_a previous word, w_b current word

Output: prob

```

1: function MUTUALNORMALIZATION( $Freq, w_a, w_b$ )
2:    $result \leftarrow 0$ 
3:    $\varepsilon \leftarrow 0.1$ 
4:    $result \leftarrow \frac{Freq(\overline{w_a w_b})}{Freq(w_b) + \varepsilon}$ 
5:   return  $result$ 
6: end function

```

C. LOG MUTUAL NORMALIZATION

At last, we combine the advantages of Log Normalization and Mutual Normalization to propose a third normalization method. More specifically, we first take a logarithm on both bigram and unigram frequency, which makes the probability distribution smoother. Then we do a mutual information normalization, which is able to eliminate the affect of frequency of the posterior words to calculate the probability of bigrams. Thus, this normalization method is called Log Mutual Normalization (LMN). The computational procedure is as follows, and we list the pseudo-code in Algorithm 3:

$$prob = \frac{\log(Freq(\overline{w_a w_b}) + \varepsilon)}{\log(Freq(w_b) + \varepsilon)} \quad (8)$$

where $Freq$ is a map containing the frequency of unigrams and bigrams, $Freq(\overline{w_a w_b})$ is the frequency of bigram $\overline{w_a w_b}$, $Freq(w_b)$ is the frequency of unigram w_b , ε is a smooth factor to avoid divide-by-zero.

Algorithm 3 Log Mutual Normalization

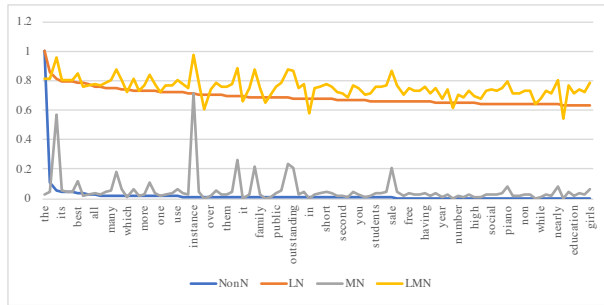
Input: $Freq$ unigram and bigram count, w_a previous word, w_b current word

Output: prob

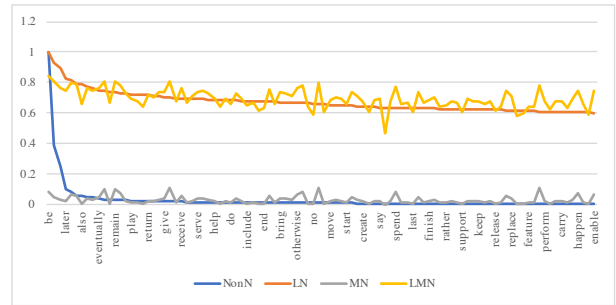
```

1: function LMNORMALIZATION( $Freq, w_a, w_b$ )
2:    $result \leftarrow 0$ 
3:    $\varepsilon \leftarrow 1.1$ 
4:    $result \leftarrow \frac{\log(Freq(\overline{w_a w_b}) + \varepsilon)}{\log(Freq(w_b) + \varepsilon)}$ 
5:   return  $result$ 
6: end function

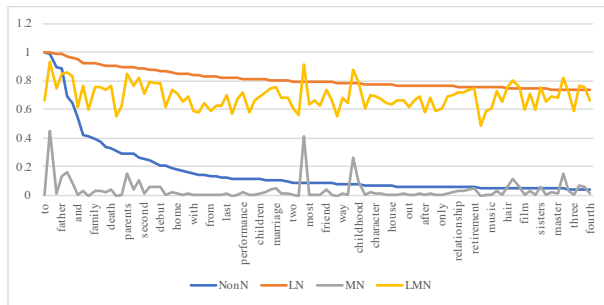
```



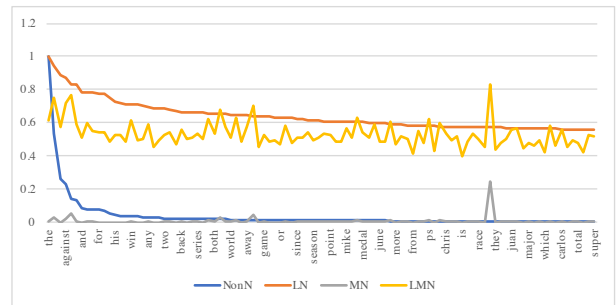
(a) The distribution of top-500 most frequent bigrams beginning with “for”.



(b) The distribution of top-500 most frequent bigrams beginning with “would”.



(c) The distribution of top-500 most frequent bigrams beginning with “her”.



(d) The distribution of top-500 most frequent bigrams beginning with “win”.

FIGURE 3. The distribution of original and normalized bigram frequency of some bigrams.

In order to preliminarily validate the effectiveness of the above three normalization methods, we utilize them to normalize the bigram frequency of Wikipedia corpus. We give examples of words with different types (including preposition, pronoun, verb and modal verb), illustrated in Figure 3, where NonN, LN, MN, LMN indicate Non-Normalization, Log Normalization, Mutual Normalization, and Log Mutual Normalization respectively.

According to Figure 3, with normalization methods, the margins of normalized frequencies are indeed shrunk significantly for different bigram types, including verb phrase, preposition phrase and noun phrase.

Furthermore, we further analyze the mean and standard deviation values of the distribution of top-500 most frequent bigrams, which is listed in Table 2, where NonN, LN, MN, and LMN (keep the same in the rest) indicate Non-Normalization, Log Normalization, Mutual Normalization, and Log Mutual Normalization respectively, mean indicates the average value of normalized frequency of bigrams, stddev indicates the standard deviation value of normalized frequency of bigram.

	NonN	LN	MN	LMN
mean	0.169	0.813	0.038	0.691
stddev	0.203	0.069	0.071	0.085

TABLE 2. The mean and standard deviation values of bigrams beginning with “her” normalized by different methods.

Compared with the non-normalization, the mean value becomes larger with a sharp margin for both Log Normalization and Log Mutual Normalization. Moreover, the standard deviation becomes much smaller for all three proposed normalization methods. The results indicate that the normalized probability distributions are more uniform and proposed normalization methods are able to reduce the effect of Long Tail Effectively.

V. EXPERIMENTAL SETUPS

A. DATASETS

To examine the effectiveness of our normalization methods, we conduct a series of experiments on three datasets: Twitter, Subtitle, and Lenovo. The detailed information of these datasets is listed in Table 3.

Twitter dataset is a subset of the Twitter Corpus used in [11]. Subtitle dataset is produced from the OpenSubtitles dataset used in [9]. Lenovo dataset is composed of collected conversations between customers and online customer service. All the datasets used are keep the same with [24].

B. SETUPS

Because of the efficiency and effectiveness of transformer architecture, we conduct experiments based on the transformer. Contrast with the original transformer, we fuse it with proposed data normalization methods respectively to weaken the effect of Long Tail. Our model’s structure is illustrated in Figure 4.

	Dataset	Voc Size	Word Num	UNK Num	Sen Num	Avg Len	Word Ent
Train	Twitter	20,000	11,029,071	616,250	750,000	14.705	6.353
	Subtitle	15,753	5,803,971	246,145	440,000	13.191	5.862
	Lenovo	6,194	4,602,864	41,088	200,000	23.014	5.921
Test	Twitter	5,445	66,559	3,620	4,530	14.693	6.240
	Subtitle	2,951	42,578	2,244	3,232	13.174	5.649
	Lenovo	4,978	172,555	1,886	7,588	22.741	5.861

TABLE 3. The statistical information of datasets. Voc Size is the number of distinct words, Word Num is the number of total words, UNK Num is the number of unknown words which is out of vocabulary, Sen Num is the number of all sentences, Avg Len is the average length of all sentences and Word Ent is the information entropy of all words.

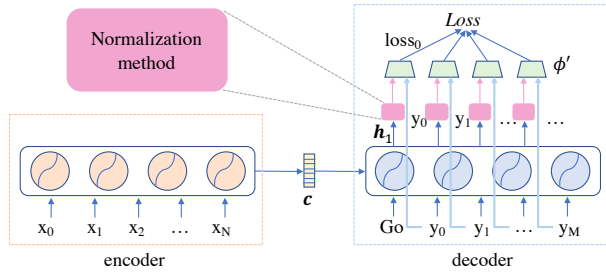


FIGURE 4. The structure of the transformer augmented with data normalization methods.

The detailed setups of the model are listed as follows:

- The values of N (N-grams) and K(top-K) are set 2 and 200 respectively.
- The framework of training model is based on transformer.
- We filter the uncommon words in the training dataset with a threshold of value 10, i.e. words with a frequency less than 10 will be replaced by “<UNK>” which indicates uncommon words.
- The max size of the vocabulary is set to 20000. As a consequence, The vocabulary sizes of Twitter, Subtitle, and Lenovo are 20000, 15753 and 6194 respectively.
- The gradient-based optimizer Adam [8] is adopted to minimize the loss in training procedure for all datasets.
- The learning rate is set to 0.0001 for all datasets.
- The batch size is set to 256 for all datasets.
- The training epochs are set to 200, 200 and 100 for Twitter, Subtitle, and Lenovo respectively without early stop.
- The number of blocks in both encoder and decoder is set to 6.
- The dropout is only used in the embedding layer with a rate of 0.1.

VI. RESULTS AND ANALYSIS

In order to validate our normalization methods, we conduct extensive experiments on the above three datasets. The experimental results are shown in Table 4-5.

A. EXPERIMENTAL RESULTS

In order to check the diversity promoted, we analyze the results at different levels: word level, phrase level and sentence

Dataset	Norm Method	Unigram	Bigram
Twitter	NonN	624	3,239
	LN	575	3,284
	MN	623	3,310 (+2.2%)
	LMN	640 (+2.6%)	3,131
Subtitle	NonN	1,290	803
	LN	1,333	902
	MN	1,332	884
	LMN	1,452 (+12.6%)	955 (+18.9%)
Lenovo	NonN	510	1,190
	LN	485	1,221
	MN	500	1,237
	LMN	525 (+2.9%)	1,262 (+6.1%)

TABLE 4. The word-level and phrase-level diversity of different normalization methods on three datasets. Norm Method indicates the normalization method. Unigram indicates the number of distinct unigrams, i.e. the size of vocabulary about the whole generated corpus. Bigram indicates the number of distinct bigrams. Both of Unigram and Bigram are filtered to omit the uncommon words.

level. we calculate the number of distinct unigrams (i.e. at word level) and the number of distinct bigrams (i.e. at phrase level) respectively in the whole generated corpus, illustrated in Table 4. Similarly, we calculate the number of distinct sentences (i.e. at sentence level) to analyze the sentence-level diversity promotion on Lenovo dataset, illustrated in Table 5.

In addition, we also evaluate the informativeness promotion with different normalization methods. Considering some words do not have much useful information, such as prepositions, conjunctions, and auxiliaries, we define the numbers of nouns and verbs as the informativeness of a sentence. Except for nouns and verbs, the average sentence length also partly indicates the informativeness of a sentence [15]. Thus, we also take the average sentence length into account to analyze the informativeness promotion, shown in Table 6.

Furthermore, we compare the BLEU [10] and information entropy [13] of total words generated, shown in Table 7. BLEU is usually used to automatically evaluate dialogue generation. Information entropy indicates the uncertainty of information. When choosing words randomly to generate a response, the model will get a uniform distribution of words, leading to high information entropy. However, due to the expression habit, the use frequency of each word is different, leading to low information entropy [24]. Thus, information entropy of total words partly indicates the performance of generation models.

Norm Method	Distinct Sentence Num	Top-5 Frequent Sentence	Sentence Num	Top-5 Sentence Num
NonN	2,557	"ok" "yes" "Yes" "Hi" "<NUMBER>"	362 144 73 63 45	687
LN	2,553 (-0.2%)	"ok" "yes" "Hi" "Yes" "<NUMBER>"	204 174 72 56 55	561 (-18.3%)
MN	2,642 (+3.3%)	"ok" "yes" "okay" "<NUMBER>" "No, I think that is all. Thank you very much!"	230 107 43 34 28	442 (-35.7%)
LMN	2,631 (+2.9%)	"ok" "yes" "Yes" "<NUMBER>" "Hello!"	196 112 53 35 30	426 (-38.0%)

TABLE 5. The sentence-level diversity on Lenovo dataset. *Norm Method* indicates the normalization method. *Distinct Sentence Num* indicates the total number of distinct generated sentences, the larger the better. *Total Sentence Num* indicates the total sentences of the top-5 most frequent generated sentences, the smaller the better. *Top-5 Frequent Sentence* indicates the top-5 most frequent generated sentences and *Sentence Num* indicates their frequency, the smaller the better.

Dataset	Norm Method	NN Words	VB Words	Entity Words	Avg Len
Twitter	NonN	5,518	2,598	8,116	11.7
	LN	5,437	2,634 (+1.4%)	8,071	11.7 (+0%)
	MN	5,634	2,401	8,035	11.5
	LMN	5,888 (+6.7%)	2,534	8422 (+3.8%)	11.6
Subtitle	NonN	2,492	1,365	3,857	8.5
	LN	2,388	1,530 (+12.1%)	3,918	8.7
	MN	2,542	1,460	4,002	8.9
	LMN	2,666 (+7.0%)	1,480	4,146 (+7.5%)	9.4 (+10.6%)
Lenovo	NonN	7,385	3,129	10,514	10.9
	LN	7,138	3,031	10,169	11.0
	MN	7,572	3,313 (+5.9%)	10,885 (+3.5%)	11.5 (+5.5%)
	LMN	7,679 (+4.0%)	3,185	10,864	11.2

TABLE 6. The informativeness of different normalization methods on three datasets. *Norm Method* indicates the normalization method. *NN Words* indicates the number of nouns parsed from NLTK. *VB Words* indicates the number of verbs parsed from NLTK. *Avg Len* indicates the average length of sentences Both of nouns and verbs are treated as *Entity Words* indicating informativeness of a sentence.

Dataset	Norm Method	BLEU	Entropy
Twitter	NonN	0.244	4.950
	LN	0.276 (+13.1%)	4.914
	MN	0.265	4.982
	LMN	0.140	4.896 (-1.1%)
Subtitle	NonN	0.144	5.337
	LN	0.177	5.335 (-0.04%)
	MN	0.186 (+29.2%)	5.342
	LMN	0.183	5.408
Lenovo	NonN	0.789	5.050
	LN	0.822	4.910 (-2.8%)
	MN	0.882 (+11.8%)	4.996
	LMN	0.847	5.028

TABLE 7. The performance of the model augmented with different normalization methods on three datasets. *Norm Method* indicates the normalization method. *BLEU* indicates the BLEU value calculated through NLTK, the larger the better. *Entropy* indicates the information entropy of total words generated, the smaller the better.

Word	NonN	LN	MN	LMN
.	19	25	22	18
.	44	39	46	41
a	21	12	16	24
am	3	5	4	6
at	2	2	2	4
do	9	9	7	11
for	9	8	7	9
have	12	15	12	12
I	38	32	42	34
my	4	6	2	3
so	6	2	5	8
to	26	30	34	31
what	3	4	4	6
will	5	4	5	6
with	4	5	4	3
you	10	13	13	12
SUM	215	211	225	228

TABLE 8. Some examples about the distribution of bigrams on Lenovo dataset. *Word* indicates the first word of the bigram. The numbers in the table indicate the frequency of bigram generated from different normalization methods. The last row is the sum value of the above rows.

At last, we give examples of the distribution of some bigrams generated by different data normalization methods on Lenovo dataset, shown in Table 8.

B. QUALITATIVE ANALYSIS

According to the above experimental results, we conduct a thorough analysis from four aspects: Word-level and Phrase-level Diversity Promotion, Sentence-level Diversity Promotion, Informativeness Promotion, and Performance Promotion.

1) Word-level and Phrase-level Diversity Promotion

To validate our normalization methods, we first compare the diversity of unigrams and bigrams generated with different normalization methods, which is shown in Table 4. The results clearly indicate that the performance is enhanced by data normalization methods, especially on Subtitle dataset with an improvement up to 18.9% on bigram diversity. The main cause is that our normalization methods effectively reduce the effect of Long Tail in linguistics by penalize the frequent words, resulting in a promotion of suitable but less frequent words, which is illustrated in Figure 3. Comparing with Log Normalization, Mutual Normalization and Log Mutual Normalization get better performance, because Log Normalization only shrinks the margin of words' frequency so that the most frequent word still keeps the largest probability. However, benefiting from the affect of mutual information, both Mutual Normalization and Log Mutual Normalization are able to change the order of words' frequency. As a consequence, the performance is promoted with a larger scale. Combining the advantages of both Log Normalization and Mutual Normalization, Log Mutual Normalization almost gets the best performance on both word-level and phrase-level diversity for all the three datasets.

2) Sentence-level Diversity Promotion

In addition, we evaluate the diversity promotion at sentence level. We analyze the top-5 of most frequent generated sentences and their total number, which is shown in Table 5. According to the content of Table 5, the model augmented with Mutual Normalization generates more distinct sentences on Lenovo dataset. Furthermore, it is clear that the most frequent generated sentences are uninformative, such as "ok", "yes" and "Hi". Without data normalization methods, the model generates more uninformative sentences up to 18.1%. However, with Log Mutual Normalization, the uninformative sentences generated are significantly reduced by 38.0%. The results verify that our data normalization methods are indeed able to reduce uninformative words and promote the sentence-level diversity.

3) Informativeness Promotion

Except for the diversity, we also evaluate the informativeness promotion with different normalization methods. We mainly take nouns and verbs into account to calculate the informativeness of a sentence. Moreover, we take the average

sentence length into account to compare the informativeness, which is shown in Table 6. Even though Log Normalization barely promotes the diversity, it indeed promotes the frequency of verbs, especially on Subtitle dataset with an improvement of 12.1%. With regard to the frequency of nouns, Log Mutual Normalization gets the best performance on all three datasets. As for the average sentence length, the conclusion comes that it almost correlates with the entity words (the total numbers of nouns and verbs), which verifies that the sentence length indeed is able to indicate the informativeness of the sentence. Our normalization methods are able to promote not only the diversity of generations but also the informativeness of generations. The main cause may be that our normalization methods reduce the probability of frequent but uninformative words, such as "the", "ok" and "hello", and meanwhile increase the probability of less frequent but informative words, such as verbs and nouns.

4) Performance Promotion

Furthermore, we compare the performance of models with different normalization methods from the aspects of BLEU and word entropy, shown in Table 7. With regard to BLEU value, Mutual Normalization gets better performance. More specifically, Mutual Normalization improves BLEU by 29.2% and 11.8% on Subtitle and Lenovo respectively. However, Log Normalization gets a lower word entropy on both Subtitle and Lenovo. The reason mainly lies in that Mutual Normalization and Log Mutual Normalization make the words' frequency more uniform, leading to an increase of the word entropy.

Then we review the bigrams with frequency larger than 10 on Lenovo dataset and list several bigrams in Table 8. The first column indicates which word the bigram starts with. The numbers in Table 8 indicates the diversity of bigrams, the larger the better. From the samples shown in the table, we can conclude that models augmented with our normalization methods indeed promote the diversity of bigrams. The last row indicates that Log Mutual Normalization gains the best performance in promoting diversity of bigrams.

According to Table 4, 6 and 7, it is interesting to see that the results on Subtitle corpus are more impressive than Twitter or Lenovo dataset for almost all evaluation metrics, including diversity, informativeness and BLEU. The main cause probably lies in that Subtitle corpus consists of sentence pairs acquired from ideal subtitles. However, Twitter and Lenovo corpus are more practical, which are made up of factual conversations between persons. In order to improve the loss function, we normalize \hat{p} in Equation 4 with N-gram frequency calculated from wikipedia corpus. The most likely reason is that Wikipedia corpus and Subtitle corpus are more compatible.

VII. CONCLUSION

In this paper, we propose three simple but efficient and effective data normalization methods to improve the dialogue generation. Our normalization methods are indepen-

dent of generation models. Therefore, they are flexible and extensible to different generation models. By shrinking the margin of words' frequency to weaken the effect of Long Tail in linguistics, models augmented with our normalization methods are able to promote the diversity of generations at different levels. More importantly, enhanced models with our normalization methods are able to promote informativeness of generations to improve the performance. In the future, we will further improve the normalization methods with large real conversation corpus and verify the effectiveness of our normalization methods on other models.

REFERENCES

- [1] Dzmitry Bahdanau, Kyunghyun Cho, and Yoshua Bengio. Neural machine translation by jointly learning to align and translate. In Yoshua Bengio and Yann LeCun, editors, 3rd International Conference on Learning Representations, ICLR 2015, San Diego, CA, USA, May 7-9, 2015, Conference Track Proceedings, 2015.
- [2] Junyoung Chung, Çağlar Gülçehre, KyungHyun Cho, and Yoshua Bengio. Empirical evaluation of gated recurrent neural networks on sequence modeling. CoRR, abs/1412.3555, 2014.
- [3] Jacob Devlin, Ming-Wei Chang, Kenton Lee, and Kristina Toutanova. BERT: pre-training of deep bidirectional transformers for language understanding. In Jill Burstein, Christy Doran, and Thamar Solorio, editors, Proceedings of the 2019 Conference of the North American Chapter of the Association for Computational Linguistics: Human Language Technologies, NAACL-HLT 2019, Minneapolis, MN, USA, June 2-7, 2019, Volume 1 (Long and Short Papers), pages 4171–4186. Association for Computational Linguistics, 2019.
- [4] Xiang Gao, Sungjin Lee, Yizhe Zhang, Chris Brockett, Michel Galley, Jianfeng Gao, and Bill Dolan. Jointly optimizing diversity and relevance in neural response generation. In Jill Burstein, Christy Doran, and Thamar Solorio, editors, Proceedings of the 2019 Conference of the North American Chapter of the Association for Computational Linguistics: Human Language Technologies, NAACL-HLT 2019, Minneapolis, MN, USA, June 2-7, 2019, Volume 1 (Long and Short Papers), pages 1229–1238. Association for Computational Linguistics, 2019.
- [5] Ian J. Goodfellow, Jean Pouget-Abadie, Mehdi Mirza, Bing Xu, David Warde-Farley, Sherjil Ozair, Aaron C. Courville, and Yoshua Bengio. Generative adversarial nets. In Zoubin Ghahramani, Max Welling, Corinna Cortes, Neil D. Lawrence, and Kilian Q. Weinberger, editors, Advances in Neural Information Processing Systems 27: Annual Conference on Neural Information Processing Systems 2014, December 8-13 2014, Montreal, Quebec, Canada, pages 2672–2680, 2014.
- [6] Elaheh Malekzadeh Hamedani and Marjan Kaedi. Recommending the long tail items through personalized diversification. *Knowl.-Based Syst.*, 164:348–357, 2019.
- [7] Sepp Hochreiter and Jürgen Schmidhuber. Long short-term memory. *Neural Computation*, 9(8):1735–1780, 1997.
- [8] Diederik P. Kingma and Jimmy Ba. Adam: A method for stochastic optimization. In Yoshua Bengio and Yann LeCun, editors, 3rd International Conference on Learning Representations, ICLR 2015, San Diego, CA, USA, May 7-9, 2015, Conference Track Proceedings, 2015.
- [9] Jiwei Li, Michel Galley, Chris Brockett, Jianfeng Gao, and Bill Dolan. A diversity-promoting objective function for neural conversation models. In NAACL HLT 2016, The 2016 Conference of the North American Chapter of the Association for Computational Linguistics: Human Language Technologies, San Diego California, USA, June 12-17, 2016, pages 110–119, 2016.
- [10] Kishore Papineni, Salim Roukos, Todd Ward, and Wei-Jing Zhu. Bleu: a method for automatic evaluation of machine translation. In Proceedings of the 40th Annual Meeting of the Association for Computational Linguistics, July 6-12, 2002, Philadelphia, PA, USA., pages 311–318, 2002.
- [11] Alan Ritter, Colin Cherry, and William B. Dolan. Data-driven response generation in social media. In Proceedings of the 2011 Conference on Empirical Methods in Natural Language Processing, EMNLP 2011, 27-31 July 2011, John McIntyre Conference Centre, Edinburgh, UK, A meeting of SIGDAT, a Special Interest Group of the ACL, pages 583–593, 2011.
- [12] Julian Vlad Serban, Alessandro Sordani, Yoshua Bengio, Aaron C. Courville, and Joelle Pineau. Building end-to-end dialogue systems using generative hierarchical neural network models. In Proceedings of the Thirtieth AAAI Conference on Artificial Intelligence, February 12-17, 2016, Phoenix, Arizona, USA., pages 3776–3784, 2016.
- [13] Claude E. Shannon. A mathematical theory of communication. *Mobile Computing and Communications Review*, 5(1):3–55, 2001.
- [14] Taihua Shao, Yupu Guo, Honghui Chen, and Zepeng Hao. Transformer-based neural network for answer selection in question answering. *IEEE Access*, 7:26146–26156, 2019.
- [15] Yuanlong Shao, Stephan Gouws, Denny Britz, Anna Goldie, Brian Strope, and Ray Kurzweil. Generating high-quality and informative conversation responses with sequence-to-sequence models. In Martha Palmer, Rebecca Hwa, and Sebastian Riedel, editors, Proceedings of the 2017 Conference on Empirical Methods in Natural Language Processing, EMNLP 2017, Copenhagen, Denmark, September 9-11, 2017, pages 2210–2219. Association for Computational Linguistics, 2017.
- [16] Zhan Shi, Xinchu Chen, Xipeng Qiu, and Xuanjing Huang. Toward diverse text generation with inverse reinforcement learning. In Jérôme Lang, editor, Proceedings of the Twenty-Seventh International Joint Conference on Artificial Intelligence, IJCAI 2018, July 13-19, 2018, Stockholm, Sweden., pages 4361–4367. ijcai.org, 2018.
- [17] Alessandro Sordani, Michel Galley, Michael Auli, Chris Brockett, Yangfeng Ji, Margaret Mitchell, Jian-Yun Nie, Jianfeng Gao, and Bill Dolan. A neural network approach to context-sensitive generation of conversational responses. In HLT-NAACL, pages 196–205. The Association for Computational Linguistics, 2015.
- [18] Rama Syamala Sreepada and Bidyut Kr. Patra. Mitigating long tail effect in recommendations using few shot learning technique. *Expert Syst. Appl.*, 140, 2020.
- [19] Ilya Sutskever, Oriol Vinyals, and Quoc V. Le. Sequence to sequence learning with neural networks. In Zoubin Ghahramani, Max Welling, Corinna Cortes, Neil D. Lawrence, and Kilian Q. Weinberger, editors, Advances in Neural Information Processing Systems 27: Annual Conference on Neural Information Processing Systems 2014, December 8-13 2014, Montreal, Quebec, Canada, pages 3104–3112, 2014.
- [20] Ashish Vaswani, Noam Shazeer, Niki Parmar, Jakob Uszkoreit, Llion Jones, Aidan N. Gomez, Lukasz Kaiser, and Illia Polosukhin. Attention is all you need. In Isabelle Guyon, Ulrike von Luxburg, Samy Bengio, Hanna M. Wallach, Rob Fergus, S. V. N. Vishwanathan, and Roman Garnett, editors, Advances in Neural Information Processing Systems 30: Annual Conference on Neural Information Processing Systems 2017, 4-9 December 2017, Long Beach, CA, USA, pages 6000–6010, 2017.
- [21] Oriol Vinyals and Quoc V. Le. A neural conversational model. CoRR, abs/1506.05869, 2015.
- [22] Jingjing Xu, Xuancheng Ren, Junyang Lin, and Xu Sun. Diversity-promoting GAN: A cross-entropy based generative adversarial network for diversified text generation. In Ellen Riloff, David Chiang, Julia Hockenmaier, and Jun'ichi Tsujii, editors, Proceedings of the 2018 Conference on Empirical Methods in Natural Language Processing, Brussels, Belgium, October 31 - November 4, 2018, pages 3940–3949. Association for Computational Linguistics, 2018.
- [23] Kelvin Xu, Jimmy Ba, Ryan Kiros, Kyunghyun Cho, Aaron C. Courville, Ruslan Salakhutdinov, Richard S. Zemel, and Yoshua Bengio. Show, attend and tell: Neural image caption generation with visual attention. In Proceedings of the 32nd International Conference on Machine Learning, ICML 2015, Lille, France, 6-11 July 2015, pages 2048–2057, 2015.
- [24] Zhiqiang Zhan, Zifeng Hou, Qichuan Yang, Jianyu Zhao, Yang Zhang, and Changjian Hu. SSA: A more humanized automatic evaluation method for open dialogue generation. In International Joint Conference on Neural Networks, IJCNN 2019 Budapest, Hungary, July 14-19, 2019, pages 1–8. IEEE, 2019.
- [25] Ziqi Zhang and Lei Luo. Hate speech detection: A solved problem? the challenging case of long tail on twitter. *Semantic Web*, 10(5):925–945, 2019.
- [26] Hao Zhou, Tom Young, Minlie Huang, Haizhou Zhao, Jingfang Xu, and Xiaoyan Zhu. Commonsense knowledge aware conversation generation with graph attention. In Jérôme Lang, editor, Proceedings of the Twenty-Seventh International Joint Conference on Artificial Intelligence, IJCAI 2018, July 13-19, 2018, Stockholm, Sweden, pages 4623–4629. ijcai.org, 2018.

...