

PAIRS OF DISJOINT MATCHINGS AND RELATED CLASSES OF GRAPHS

HUIZHENG GUO, KIERAN KAEMPEN, ZHENGDA MO, SAM QUNELL, JOE ROGGE, CHAO SONG,
ANUSH TSERUNYAN, AND JENNA ZOMBACK

ABSTRACT. For a finite graph G , we study the maximum 2-edge colorable subgraph problem and a related ratio $\frac{\mu(G)}{\nu(G)}$, where $\nu(G)$ is the matching number of G , and $\mu(G)$ is the size of the largest matching in any pair (H, H') of disjoint matchings maximizing $|H| + |H'|$ (equivalently, forming a maximum 2-edge colorable subgraph). Previously, it was shown that $\frac{4}{5} \leq \frac{\mu(G)}{\nu(G)} \leq 1$, and the class of graphs achieving $\frac{4}{5}$ was completely characterized. We show here that any rational number between $\frac{4}{5}$ and 1 can be achieved by a connected graph. Furthermore, we prove that every graph with ratio less than 1 must admit special subgraphs.

1. INTRODUCTION

We investigate the ratio $\frac{\mu(G)}{\nu(G)}$ of two parameters of a finite graph G , where $\nu(G)$ is the size of a maximum matching in G , and $\mu(G)$ is the size of the largest matching in a pair of disjoint matchings whose union is as large as possible. More formally,

$$\lambda(G) := \max \{|H| + |H'| : H \text{ and } H' \text{ are disjoint matchings in } G\},$$

$$\mu(G) := \max \{|H| : H \text{ and } H' \text{ are disjoint matchings in } G \text{ with } |H| + |H'| = \lambda(G)\}.$$

One motivation for studying the ratio $\frac{\mu(G)}{\nu(G)}$ is the problem of covering as many edges of G as possible by k matchings, which is known as the Maximum k -Edge-Colorable Subgraph problem. Let $\nu_k(G)$ denote the maximum number of edges of G that can be covered by k matchings. When $k = 1$, it is clear that one just takes a maximum matching, so $\nu_1(G) = \nu(G)$. We consider the problem with $k = 2$, as $\nu_2(G) = \lambda(G)$.

1.1. Computational Considerations

Recall that a proper edge coloring of a graph G is an assignment of a color to each edge of G such that no two adjacent edges have the same color. In a proper edge coloring, the set of edges with a given color is by definition a matching, so a proper edge coloring with k colors corresponds exactly to covering G with k matchings. We can therefore reframe ν_k to be the maximum size in edges of a subgraph of G that is k -edge-colorable.

Edge coloring is a computationally complex problem; in [Hol81], I. Holyer showed that the problem of determining whether a graph admits a 3-edge coloring is NP -complete even in the case of cubic graphs. Note that a cubic graph is 3-edge colorable if and only if λ is equal

Date: May 10, 2022.

This work is part of the research project “Pairs of disjoint matchings” within [Illinois Geometry Lab](#) in Spring 2019 – Spring 2020. The first, second, third, fourth, fifth, and sixth authors participated as undergraduate scholars, the eighth author served as graduate student team leader, and the seventh author as faculty mentor. The seventh author was supported by the NSF Grant DMS-1855648.

to the number of vertices, and so Holyer’s result is equivalent to the NP -completeness of the problem of determining whether λ is equal to the number of vertices.

Furthermore, U. Feige, E. Ofek, and U. Wieder showed in [FOW02] that for all $k \geq 2$, the k -edge-colorable subgraph problem (computing ν_k) is NP -hard (note that there are polynomial time algorithms computing ν_1 , the first being due to J. Edmonds in [Edm65]). Therefore, unless $P = NP$, we cannot compute $\lambda(G)$ in polynomial time. In [AKS+20], however, A. Agrawal et. al show that computing $\lambda(G)$ is fixed-parameter tractable.

A greedy algorithm to compute k matchings realizing $\nu_k(G)$ could first take a maximum matching of the whole graph, then recursively take a maximum matching of the remaining edges until k matchings have been computed. However, this may not yield a cover with maximum number of edges $\nu_k(G)$; see Fig. 1 for a minimal example. The parameter $\frac{\mu(G)}{\nu(G)}$ measures the failure of the optimality of this greedy algorithm for $k = 2$.

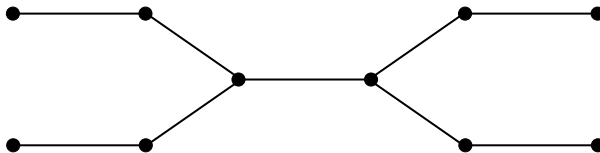


FIGURE 1. The spanner graph.

1.2. Numerical Bounds

In [MMT08], V. Mkrтчyan, V. Musoyan, and A. Tserunyan proved that

$$\frac{4}{5} \leq \frac{\mu(G)}{\nu(G)} \leq 1$$

for any graph G , and A. Tserunyan, in [Tse09], characterized all graphs that achieve the ratio $\frac{4}{5}$ —the characterization is somewhat involved, see Appendix A for a brief exposition. Figure 1 shows a picture of the **spanner**, the unique minimal graph that achieves the ratio $\frac{4}{5}$.

In [AMPV14] D. Aslanyan et. al. show that in the special case of cubic graphs,

$$\frac{8}{9} \leq \frac{\mu(G)}{\nu(G)} \leq 1.$$

Furthermore, in [MPV10], it is shown that in cubic graphs, the following inequalities hold:

$$\frac{4}{5}|V(G)| \leq \lambda(G) \leq \frac{|V(G)| + 2\nu_3(G)}{4}.$$

In this vein, L. Karapetyan and V. Mkrтчyan prove in [KM19] the following inequality: for a bipartite graph G , for all $0 \leq i \leq k$,

$$\nu_k \geq \frac{\nu_{k-i}(G) + \nu_{k+i}(G)}{2}.$$

1.3. Our Results

The present paper deals with graphs achieving $\frac{\mu(G)}{\nu(G)} > \frac{4}{5}$. In Section 3, we prove that for a connected graph G , the ratio $\frac{\mu(G)}{\nu(G)}$ achieves any rational number within our bounds. In fact:

Theorem 1.1. For any positive integers m, n such that $\frac{4}{5} \leq \frac{m}{n} < 1$, there is a connected graph G with $\mu(G) = m$ and $\nu(G) = n$.

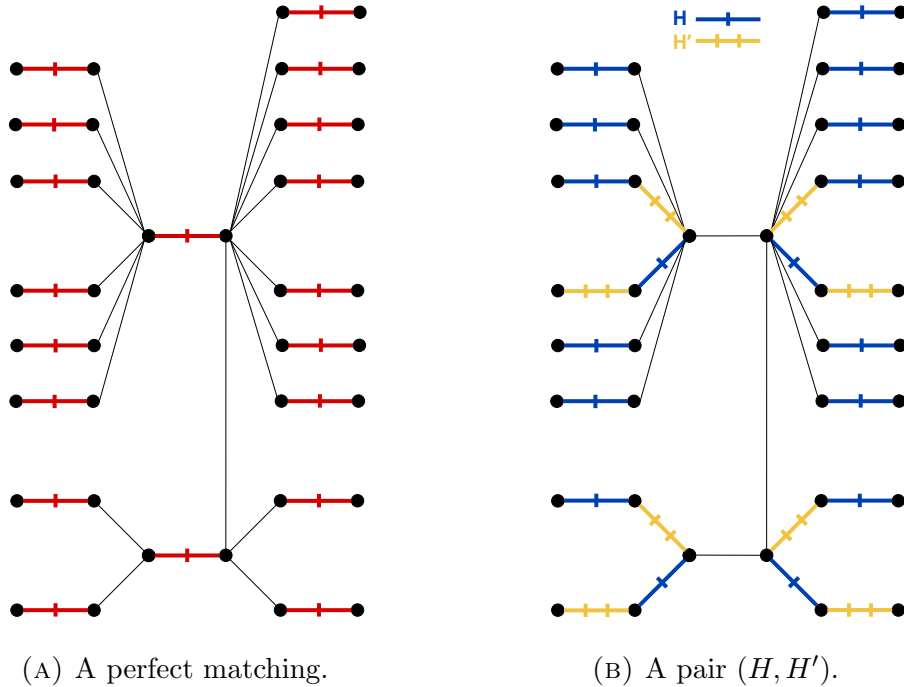


FIGURE 2. A graph G with $\mu(G) = 17$ and $\nu(G) = 19$.

In Section 4, we prove the following necessary structural condition for graphs with $\frac{\mu(G)}{\nu(G)} < 1$.

Theorem 1.2. If a finite connected graph G has $\frac{\mu(G)}{\nu(G)} < 1$, then it contains a diamond spanner as a subgraph (see Fig. 3, Definition 4.10).

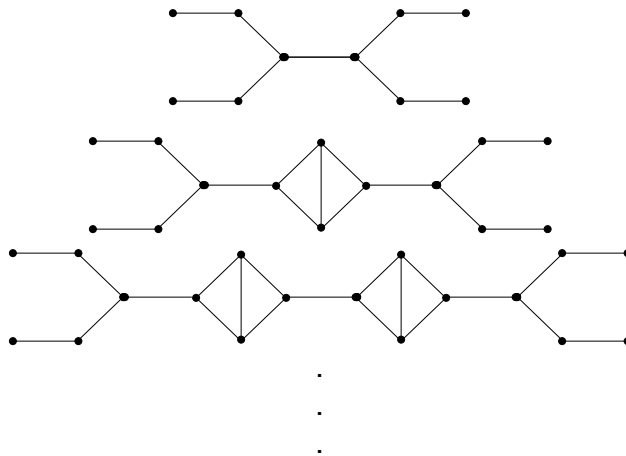


FIGURE 3. Diamond spanners with 0, 1, and 2 diamonds.

Unlike the lower bound $\frac{4}{5}$, we still do not know exactly for which graphs G the ratio $\frac{\mu(G)}{\nu(G)}$ achieves the upper bound 1. More precisely, the following is still open:

Problem 1.3. Give a structural characterization of the class of all finite connected graphs G with $\frac{\mu(G)}{\nu(G)} = 1$.

2. DEFINITIONS AND NOTATION

Here, we define the main notions we use, referring to [Wes96] for basic graph-theoretic terminology.

By a **graph**, we mean a pair $G := (V, E)$, where V is a set of vertices, and E a set of edges, i.e. $E \subseteq V^2$. We will only be considering finite, simple, undirected graphs with no loops, i.e., $(v, v) \notin E$ and $(u, v) = (v, u)$ for all $u, v \in V$. We identify the corresponding undirected edge by uv . A **matching** in G is a set of edges such that no two are adjacent. A **perfect matching** is a matching M that covers every vertex, and a **near perfect matching** is a matching M such that for every vertex v in G except for one, there exists an $e \in M$ such that v is incident to e .

Below we define the parameters that we will investigate throughout the rest of the paper, as well as some additional definitions:

$\lambda(G) := \max\{|H| + |H'| : (H, H') \text{ are disjoint matchings on } G\}$.

$\Lambda(G)$ is the set of pairs (H, H') of disjoint matchings satisfying $|H| + |H'| = \lambda(G)$.

$\mu(G) := \max\{|H| : \exists H' \text{ such that } (H, H') \in \Lambda(G)\}$.

$\Lambda_\mu(G)$ is the subset of $\Lambda(G)$ of pairs (H, H') with $|H| = \mu(G)$.

$\mu'(G) := \lambda(G) - \mu(G)$.

If $A, B \subseteq E$, then an A, B **alternating path** is a path such that alternating edges are in $A \setminus B$ and the others in $B \setminus A$. We will frequently refer to M, H alternating paths for the M and H described above.

A path/cycle is **even (odd)** if it has even (odd) number of edges.

A **central vertex** of a tree is a vertex with degree larger than 2.

A **leg** is a copy of P_2 (the path graph of length 2, i.e. with two edges). We say \hat{G} is obtained from G by **adjoining a leg** to a vertex v of G if \hat{G} is obtained by taking the union of G and P_2 and identifying one end vertex of P_2 with the vertex v .

Recall that **spanner** is the tree depicted in Fig. 1. A **k -spanner** is a tree obtained from the spanner with k additional legs adjoined to either of the central vertices, in any combination. Note that the spanner is a 0-spanner. Fig. 4 depicts a 3-spanner.

An **inner edge** (resp. **outer edge**) is an edge in a leg of a k -spanner adjacent to a central vertex (resp. vertex of degree 1).

For a graph $G := (V, E)$ and a matching $M \subseteq E$, we say that a vertex $v \in V$ is **saturated** in M if an edge in M is incident to v .

3. ACHIEVING EVERY RATIO

In this section, we prove by construction that every rational ratio between $\frac{4}{5}$ and 1 is achieved by a connected graph (Theorem 1.1).

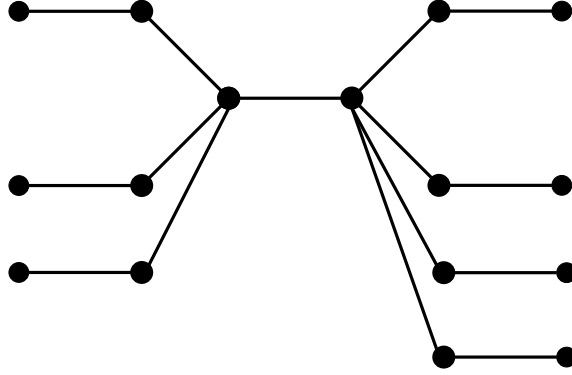


FIGURE 4. A 3-spanner.

3.1. Achieving any allowable ratio

Lemma 3.1. *Let $G := (V, E)$ be a graph with nonadjacent vertices u and v . Let $\hat{E} := E \cup \{uv\}$, and $\hat{G} := (V, \hat{E})$. Then $\lambda(\hat{G}) > \lambda(G)$ if and only if there is some $(H, H') \in \Lambda(G)$ such that u, v are both unsaturated in H or u, v are both unsaturated in H' .*

Proof. Clearly, $\lambda(\hat{G}) > \lambda(G)$ if and only if $(u, v) \in \hat{H} \cup \hat{H}'$ for any $(\hat{H}, \hat{H}') \in \Lambda(\hat{G})$. The restriction of (\hat{H}, \hat{H}') to E gives a pair in $\Lambda(G)$ with u, v unsaturated in H or H' . Conversely, if there is $(H, H') \in \Lambda(G)$ such that, say, H doesn't saturate u and v , then $(H \cup \{(u, v)\}, H') \in \Lambda(\hat{G})$. \square

Notation. For a k -spanner G , $k > 0$, and a leg L in G , we write $G - L$ to denote G with the two vertices incident to the outer edge of L removed. Notice then that $G - L$ is a $(k - 1)$ -spanner.

Lemma 3.2. *If G is a k -spanner, then for any $(H, H') \in \Lambda_\mu(G)$, the inner edges of all but two of the legs adjoined to each central vertex do not belong to $H \cup H'$ and the outer edges of those legs are in H . Furthermore, $(H, H') \in \Lambda_\mu(G)$ is unique, up to an automorphism of G .*

Proof. At most two of the edges incident to a central vertex can be in $H \cup H'$. Thus, $H \cup H'$ must leave out the inner edge of all except perhaps two legs adjoined to each central vertex. The maximality of $|H \cup H'|$ requires that we include exactly two edges incident to each central vertex in $H \cup H'$. The outer edges of the legs whose inner edges were left out must be in H because otherwise, adding each such an edge to H and removing it from H' if it was in H' results either in an increase of H while preserving $|H \cup H'|$ or in an increase of $|H \cup H'|$. \square

The proof of Lemma 3.2 also establishes the following corollary.

Corollary 3.3. *In any k -spanner G and for any $(H, H') \in \Lambda_\mu(G)$, we have that both of the central vertices are saturated in both H and H' .*

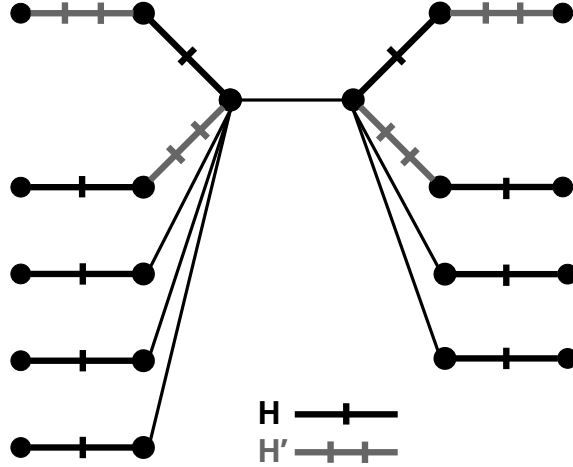


FIGURE 5. A pair $(H, H') \in \Lambda_\mu$ of a 5-spanner.

Lemma 3.4. *Let G be a k -spanner. Then G admits a unique perfect matching and $\nu(G) = k + 5$, $\lambda(G) = k + 8$, and $\mu(G) = k + 4$.*

Proof. We take all the edges adjacent to the leaves and the unique edge between the central vertices. This is clearly a perfect matching and it contains one edge per leg, as well as another edge connecting the central vertices, so a total of $4 + k + 1$ edges. Fig. 2a illustrates this perfect matching in a 2-spanner.

To verify the uniqueness of this perfect matching, note that the edges incident to the leaves have to be in any perfect matching, therefore the edges adjacent to them cannot be. This leaves only the edge between the two central vertices, so it has to belong to every perfect matching in order to saturate the central vertices.

Fix $(H, H') \in \Lambda_\mu(G)$. By Lemma 3.2, the inner edges of all but two legs incident to each central vertex do not belong to $H \cup H'$ and the outer edges of those legs are in H . Removing these legs from the graph results in a 0-spanner, for which it's easy to see that the maximum number of edges from $H \cup H'$ is 8, where H has 4 edges, and the only possibility is to leave the edge between the central vertices out. Each additional leg adds one edge to H and none to H' , so the formulas follow. For example, Fig. 5 illustrates a pair (H, H') in a 5-spanner. \square

Lemma 3.5. *Let $G_i := (V_i, E_i)$, $i = 1, 2$, be distinct graphs, and in each graph, suppose there is a vertex $v_i \in V_i$ that is saturated with both H_i and H'_i for any $(H_i, H'_i) \in \Lambda(G_i)$. Let $G := (V_1 \cup V_2, E_1 \cup E_2 \cup \{v_1 v_2\})$. Then for every $(H, H') \in \Lambda(G)$, $v_1 v_2 \notin H \cup H'$. In particular, $(H \cap E_i, H' \cap E_i) \in \Lambda(G_i)$ for $i = 1, 2$. The same statement holds with every occurrence of Λ replaced with Λ_μ .*

Proof. Fix $(H, H') \in \Lambda(G)$ and note that it is enough to show that $v_1 v_2 \notin H \cup H'$. Assume towards a contradiction that $v_1 v_2 \in H \cup H'$. Then $(H \cap E_i, H' \cap E_i) \notin \Lambda(G_i)$ for each $i = 1, 2$ because v_i is unsaturated with either $H \cap E_i$ or $H' \cap E_i$. Thus, $\lambda(G) = |H \cup H'| \leq 1 + (\lambda(G_1) - 1) + (\lambda(G_2) - 1) = \lambda(G_1) + \lambda(G_2) - 1$. But this contradicts the fact that for any $(H_i, H'_i) \in \Lambda(G_i)$, $(H_1 \cup H_2, H'_1 \cup H'_2)$ is a pair of disjoint matchings in G' with total number of edges equal $\lambda(G_1) + \lambda(G_2)$. \square

Lemma 3.6. *Let $G_1 := S_1$ be a k_1 -spanner graph, and for any $n \geq 1$, let G_{n+1} be a graph formed by connecting one of the central vertices in a spanner in G_n to one of the central*

vertices of a new k_n -spanner S_{n+1} . Then $\forall m \geq 1$, we have that if $(H, H') \in \Lambda_\mu(G_m)$, then $(H \cap E(S_n), H' \cap E(S_n)) \in \Lambda_\mu(S_n)$ for each $n \leq m$.

Proof. By Corollary 3.3, the central vertices of every S_k are saturated with both H_k and H'_k for any $(H_k, H'_k) \in \Lambda(S_k)$. The statement, therefore, follows from Lemma 3.5. \square

We are now ready to prove Theorem 1.1, which we restate here for the reader's convenience. **Theorem 1.1.** *For any m, n such that $\frac{4}{5} \leq \frac{m}{n} < 1$, there is a connected graph G with $\mu(G) = m$ and $\nu(G) = n$.*

Proof. Note first that $n \geq m + 1$ and $5m - 4n \geq 0$. Let $G := G_{n-m}$ be a graph constructed as in Lemma 3.6, where we take a 0-spanner as S_1, \dots, S_{n-m-1} and k -spanner as S_{n-m} . Then, by Lemmas 3.4 and 3.6 we get that $\mu(G) = 4(n - m - 1) + 4 + k = 4n - 4m + k$ and $\nu(G) = 5(n - m - 1) + 5 + k = 5n - 5m + k$, so taking $k := 5m - 4n$ makes $\mu(G) = m$ and $\nu(G) = n$. \square

All of the graphs with ratio less than 1 that have been constructed so far contain a perfect matching by design. However, this is not a necessary condition for a graph to have ratio less than 1: the graph in Fig. 6 is a counterexample. It has ratio $\frac{5}{6}$, but it does not admit a perfect matching.

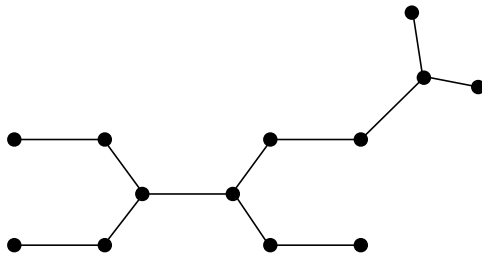


FIGURE 6. A graph with an odd number of vertices and $\frac{\mu(G)}{\nu(G)} = \frac{5}{6}$.

Furthermore, by adding more vertices around the new 3-vertex, arbitrarily many vertices can be missed from the maximum matching. This graph also demonstrates that ratio less than 1 can be achieved by a graph with an odd number of vertices.

4. RATIO 1

In this section, we provide several sufficient conditions for a graph to have ratio 1, most notable of which is Theorem 1.2. The latter involves **diamond spanners**, which, by definition, are spanners with any number (possibly zero) of central diamonds as in Fig. 3. We will prove Theorem 1.2 after some observations and lemmas.

Throughout, we let $G := (V, E)$ be a finite connected graph and $n := |V|$.

4.1. Observations and examples for ratio 1

Observation 4.1. $\nu(G) \leq \lfloor \frac{n}{2} \rfloor$.

Lemma 4.2. *If G admits two disjoint matchings whose union contains at least $n - 1$ edges, then $\mu(G) = \lfloor \frac{n}{2} \rfloor = \nu(G)$.*

Proof. The hypothesis implies that $\lambda(G) \geq n - 1$, i.e., $\lambda(G)$ is $n - 1$ or n . Either way, $\mu(G) \geq \lceil \frac{n-1}{2} \rceil = \lfloor \frac{n}{2} \rfloor$, so $\mu(G) = \nu(G)$ by Observation 4.1. \square

Definition 4.3. A path/cycle in G is called **Hamiltonian** if each vertex of G appears in it exactly once.

Corollary 4.4. *If G admits a Hamiltonian path, then $\mu(G) = \nu(G)$.*

Proof. A Hamiltonian path has $n - 1$ edges, which lie in a pair of disjoint matchings, so Lemma 4.2 applies. \square

There are also plenty of graphs with ratio 1 and no Hamiltonian path.

Example 4.5. In Fig. 7, we exhibit an augmented spanner with no Hamiltonian path and having ratio 1.

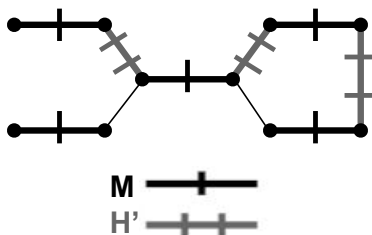


FIGURE 7. No Hamiltonian path and $\frac{\mu(G)}{\nu(G)} = 1$.

Indeed, the graph G in Fig. 7 has $\lambda(G) = 8$, and this can be achieved with $|H| = 5$ and $|H'| = 3$, as in the figure. H is also a perfect matching, so $\nu(G) = \mu(G) = 5$.

Example 4.6. Here is another example with ratio 1 and no Hamiltonian path. Let $P_{n,2}$ be the **propeller graph** with n blades of length 2, namely, the graph obtained by joining n paths of length two to a shared central vertex. Figure 8 depicts $P_{4,2}$.

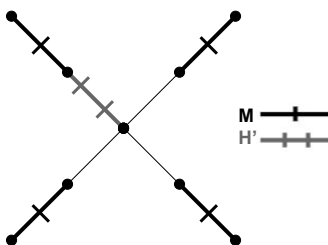


FIGURE 8. $P_{4,2}$.

Proposition 4.7. $\lambda(P_{n,2}) = n + 2$, $\nu(P_{n,2}) = \mu(P_{n,2}) = n$, and hence $\mu'(P_{n,2}) = 2$. In particular, the difference between the parameters μ and μ' can be arbitrarily large.

Proof. For any pair (H, H') of disjoint matchings, each leaf can be incident to at most one edge in $H \cup H'$ and the central vertex can be incident to at most two edges in $H \cup H'$, so

$\lambda(P_{n,2}) \leq n + 2$. We show that this is, in fact, an equality. Letting u denote the central vertex, w be a leaf, and v be the vertex adjacent to both u and w , we let H contain uv and all edges incident to all leaves except for w . We then let H' contain vw and an edge incident to u distinct from uv . Thus $|H| = n$ and $|H'| = 2$, so (H, H') achieves $\lambda(P_{n,2})$. By Observation 5.2, H is a maximum matching, so $\nu(P_{n,2}) = \mu(P_{n,2}) = n$. \square

4.2. Alternating paths

We present some lemmas about alternating paths before we prove Theorem 1.2.

Definition 4.8. Choose matchings (M, H, H') such that $|M| = \nu(G)$, $|H| = \mu(G)$, H is disjoint from H' , $|H| + |H'| = \lambda(G)$, $|M \cap (H \cup H')|$ is maximized, and among these, such that $|M \cap H|$ is maximized. Call the triple (M, H, H') a **maximum intersection triple**.

Lemma 4.9. *Let G be a finite graph with $\mu(G) < \nu(G)$. Let (M, H, H') be a maximum intersection triple of G . Let P be a maximal $M - H$ alternating chain, and it follows from maximality of (M, H, H') that P is length at least two. Then*

- (i) P is not a cycle.
- (ii) The length of P is odd and its end edges are in M .
- (iii) The end edges of P are in H' .
- (iv) All interior vertices of P are incident to H' .
- (v) P contains at least one $M \setminus H'$ edge.
- (vi) There does not exist an even cycle C in G such that half of C 's edges are in M , the remaining edges in $H \cup H'$, and $C \cap P \cap M \neq \emptyset$.

Proof. (i): Suppose P is a cycle. If P is an odd cycle then note that two adjacent edges will be in the same matching, contradicting matching definition. Suppose then that P is an even cycle. Consider $M' := (M \setminus P) \cup (H \cap P)$, and note that this is a matching since P is an even cycle and maximum since M is. Then $|M' \cap (H \cup H')| \geq |M \cap (H \cup H')|$ and $|M' \cap H| > |M \cap H|$, a contradiction.

(ii): By (i), P is not a cycle, so P is a path. Suppose that some end edge of P , e_0 is in H . e_0 can be incident to M on only one side, as P is a maximal alternating path. Call this $M \setminus H$ edge e_1 . Since e_0 is incident to M on only one side, we may define $M' = (M \setminus \{e_1\}) \cup \{e_0\}$. M' is a maximal matching, but $|M' \cap H| > |M \cap H|$, contradicting that (M, H, H') was a maximal intersection triple. P thus has no end edges in H . This implies that P also has odd length.

(iii): Consider an end edge e_0 in $M \setminus H$. Again note that e_0 can be incident to H on only one side. If e_0 is not in H' , then we can remove e_1 , the preceding edge, from H , add e_0 to H , and again increase $|M \cap (H \cup H')|$.

(iv): Suppose instead some interior vertex is not incident to H' , and note that this vertex is incident to no end edges. This vertex is incident to exactly one edge in M , which we call e_M . e_M is incident to H' at most once. Via a similar argument to above, if we take e_M to be in H' instead of this adjacent edge, we increase $|M \cap (H \cup H')|$.

(v): Suppose towards a contradiction that all M edges in P are also in H' . Swapping

H and H' on the path will increase $|M \cap H|$ and keep $|M \cap (H \cup H')|$ the same, a contradiction. We are allowed to do this because the two end edges of P are not connected to H .

(vi): Suppose there exists such a C . Observe that C must contain some $M \setminus (H \cup H')$ edge. To see this, note that because P is acyclic, some $C \cap P \cap M$ edge, say e , is incident to fewer than two $C \cap P \cap H$ edges. Then e must be adjacent to a $C \cap H'$ edge, or else P is not maximal. Then $e \notin H'$, and $e \notin H$ since $e \in P$. Now, define $M' := (M \setminus C) \cup (C \setminus M)$. M' is a matching since no vertex of C is adjacent to an M edge not already in C . M' is maximal since M is. Because C contained some $M \setminus (H \cup H')$ edge, immediately $|M' \cap (H \cup H')| > |M \cap (H \cup H')|$. \square

4.3. Sufficient condition for ratio 1: forbidden subgraphs

Let the **diamond graph** be the graph with four vertices depicted in Fig. 9a.

Let a **diamond chain** be a graph resulting from taking some natural number n copies of the diamond graph, indexing them D_i . Arbitrarily distinguishing between the two vertices of degree two in each diamond as the “left” and “right” such vertices, add an edge between the right degree two vertex of diamond D_i and the left degree two vertex of D_{i+1} for $1 \leq i \leq n-1$. A diamond chain is depicted in Fig. 9b

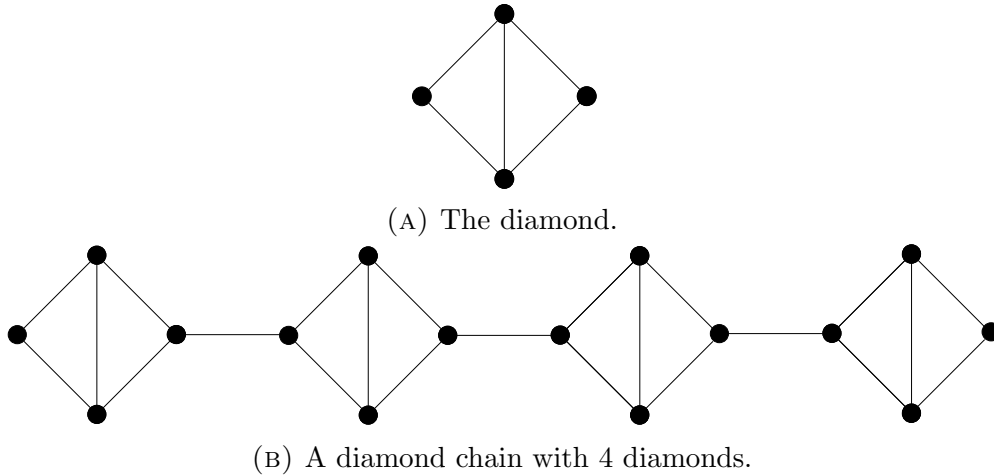


FIGURE 9

Definition 4.10. A **diamond spanner** is a graph obtained from the spanner via removing the edge between the central vertices and taking disjoint union with a diamond chain. The central vertices of the spanner are then connected to the degree two end vertices of the diamond chain. We also consider the spanner to be a diamond spanner. See Fig. 3.

We prove one more lemma about M - H alternating paths before proving Theorem 1.2.

Lemma 4.11. *Assume the same conditions as in Lemma 4.9, and let P be a maximal $M - H$ alternating path. If P contains an edge e of $M \setminus H'$ such that G has no H' edge or $H' - M$ alternating path connecting the two components of $P \setminus e$, then e is an edge of a diamond spanner of G .*

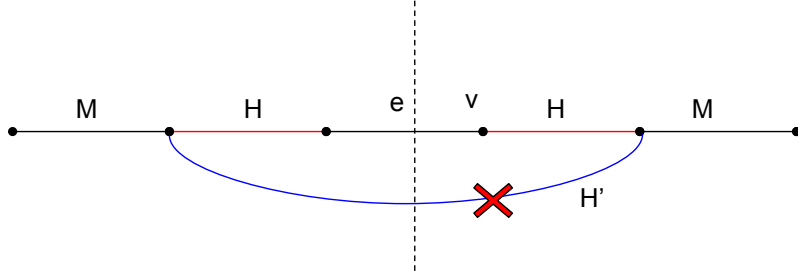


FIGURE 10. The setup described in Lemma 4.11. No H' edge or $H' - M$ alternating paths may cross the dashed barrier through the given $M \setminus H'$ edge.

Proof. The setup is depicted in Fig. 10. We will show that each piece of $P \setminus e$ must witness a chain of diamonds that terminates in a spanner-end. Observe first that e is not an end edge of P by (iii) of Lemma 4.9. Consider the right vertex v of e . By (iv) of Lemma 4.9, it must be adjacent to an H' edge. By assumption, this edge does not cross over to the left side of e . Either this H' edge connects v to some vertex not in P or to another P vertex to the right of e . In the first case, note that this H' edge must be connected to an M edge, or else $|M \cap (H \cup H')|$ is not maximal. This M edge must also be off of P since all P edges are saturated with M . We now have a path of length at least 2 extending off of P , and we see that the right side of e is now a “spanner-end”, as in Fig. 11.

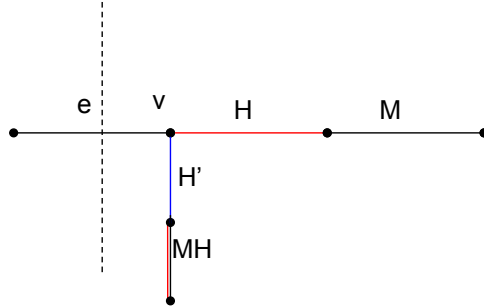


FIGURE 11. Half of a spanner on the right side of e .

If instead our H' edge connects back to the right of v on P , then if it connects to a vertex of distance more than 2 away then we again have a spanner end, as shown in Fig. 12.

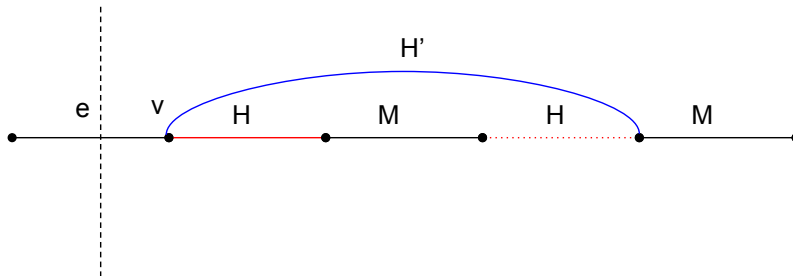


FIGURE 12. The dashed H edge is not part of the spanner end.

If instead it connects to the vertex 2 to the right of v , then it follows from (iv) of Lemma 4.9 that the vertex directly to the right of v must also be connected to an H' edge. Again, if this edge connects more than distance 2 to the right, or goes off the path, we have a spanner-end. If instead this second H' edge connects distance 2 away, observe that we now have a diamond configuration on the right hand side of e . This is illustrated in Fig. 13.

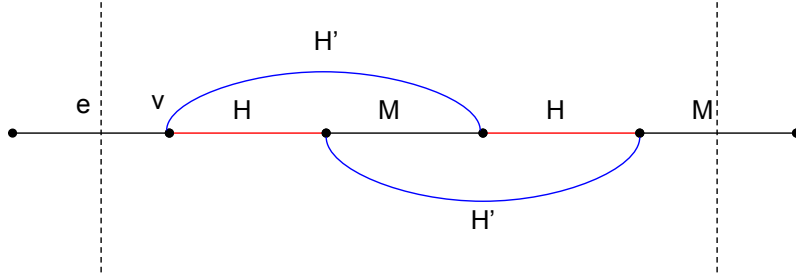


FIGURE 13. A diamond configuration if H' is linked distance 2 away.

Notice that the M edge to the right of this diamond cannot be in H' , and that any H' or $H'-M-H'$ path crossing it would have to cross e as well. Thus, we may repeat our argument for this new $M \setminus H'$ edge. Since G is finite, we must eventually choose a spanner end on the right side. We extend this argument to the left side of e by noting that any H' edge going off of P on the left cannot be incident to any $H'-M$ path off of P on the right of e by assumption. \square

We may now prove Theorem 1.2, which we restate here for the reader's convenience.

Theorem 1.2. *If a finite connected graph G has $\frac{\mu(G)}{\nu(G)} < 1$, then it contains a diamond spanner as a subgraph.*

Proof. Assume the same conditions and fix P as in Lemma 4.11. Note that such an $M - H$ alternating chain must exist, or else $\mu(G) = \nu(G)$. Then P contains some $M \setminus H'$ edge by (v) of Lemma 4.9. Consider the leftmost of these edges e_0 . The left vertex v_0 of e_0 must be incident to some H' edge. If this edge does not connect v_0 to some vertex on the right of v_0 and is not part of an $H'-M-H'$ path connecting to the right of v_0 , then Lemma 4.11 implies the existence of a spanner or diamond spanner. Otherwise, we may assume it is an H' edge connecting back to P , since we will derive contradictions by the illegal even cycles described in (vi) of Lemma 4.9. This H' edge connects to some vertex to the right of v_0 , observe that if this H' connects directly to the left of some M edge that we have created an even cycle forbidden by Lemma 4.9. This cycle is pictured in Fig. 14.

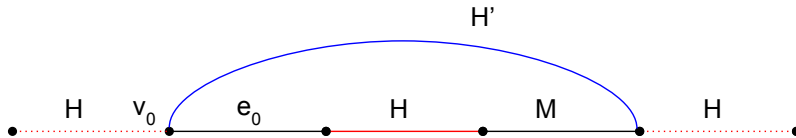


FIGURE 14. An illegal even cycle.

This H' edge must then connect to the left of some M edge e_1 by a vertex v_1 . Note e_1 cannot be in H' . If none of the vertices between v_0 and v_1 are linked by an H' or $H'-M-H'$ path to some vertex on the right of v_1 , then Lemma 4.11 again gives us a spanner or diamond spanner. The barrier is drawn in Fig. 15.

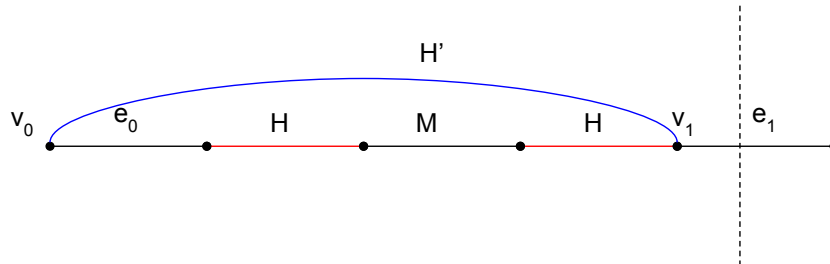


FIGURE 15. A barrier if no other vertices are connected to the right of v_1 .

Suppose instead that one of these vertices is linked to the right of v_1 . Choose the vertex between v_0 and v_1 that is connected by such a path that travels the furthest to the right. Call this vertex v'_2 and the vertex it is linked to v_2 . If v'_2 is on the left of an M edge and v_2 on the right of an M edge, then the two paths between v_2 and v'_2 form another prohibited even cycle. If v'_2 is on the right of an M edge and v_2 on the right of an M edge, then the cycle connecting v'_2 to v_2 to v_1 to v_0 is also prohibited. This forbidden cycle is shown in Fig. 16.

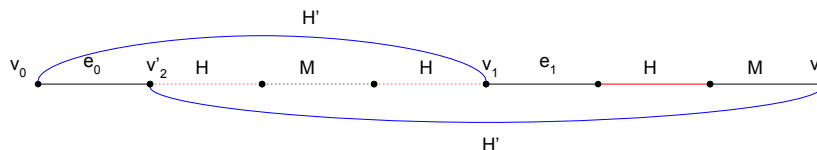


FIGURE 16. An illegal cycle using all 4 marked vertices.

Thus, v_2 must also be on the left of some $M \setminus H'$ edge e_2 . By a similar argument to the case for v_1 , if no vertex between v_0 and v_2 is linked to a vertex of P on the right of v_2 by an H' or $M-H'-M$ path, then Lemma 4.11 applies. Thus, some vertex between v_0 and v_2 must be linked to the right of v_2 . In fact, by choice of v_2 being furthest away of all linked vertices from those between v_0 and v_1 , we may restrict our attention to the vertices between v_1 and v_2 . Among these, again choose the vertex v'_3 that is linked the furthest to the right to some vertex v_3 , as shown in Fig. 17.

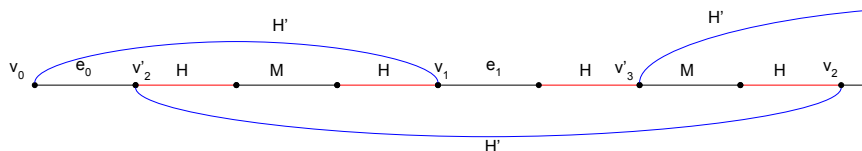


FIGURE 17. We continue our argument by finding another vertex v'_3 that is linked to the right on our path.

Again, if v'_3 is to the left of an M edge and v_3 to the right, then these two paths between these two vertices form a forbidden even cycle. If instead v'_3 is on the right of an M edge and v_3 on the right, then these two vertices are part of another forbidden even cycle, regardless of whether v'_2 is on the left or right of an M edge. Thus, v_3 is on the left of an M edge e_3 . We may continue arguing in this manner, but observe that there are only finitely many $M \setminus H'$ edges in P , so eventually, we will not be able to cross some $M \setminus H'$ edge e_n without creating a prohibited cycle. No vertex to the right of e_n can be linked to a vertex to the left since our H' and $H'-M-H'$ paths were chosen to reach the furthest. Then e_n witnesses a spanner or diamond spanner by Lemma 4.11. \square

APPENDIX A. CHARACTERIZATION OF GRAPHS ACHIEVING RATIO $\frac{4}{5}$

For the reader's convenience, here we provide a short exposition of Tserunyan's characterization [Tse09] of exactly when the lower bound $\frac{4}{5}$ is achieved by a connected graph.

Let S denote the spanner as a concrete graph, and note that S is a tree. Call a vertex of the spanner a j -vertex if it has degree j . For a 1-vertex or 2-vertex v , call the nearest 3-vertex the *base* of v . Call an edge between an i -vertex and a j -vertex an $i-j$ edge. Define two sets associated to the spanner S :

$$\begin{aligned} U(S) &:= \{e \in E(G) : e \text{ is incident to a 1-vertex}\} \\ L(S) &:= \{e \in E(G) \setminus U(S) : e \text{ is incident to a 2-vertex}\} \end{aligned}$$

For an arbitrary graph G , call a spanning subgraph where every connected component is isomorphic to S an S -forest. Let G admit an S -forest F . Denote the connected components S_1, S_2, \dots, S_k , and define

$$\begin{aligned} U(F) &:= \bigcup_{j=1}^k U(S_j) \\ L(F) &:= \bigcup_{j=1}^k L(S_j) \\ \Delta(G, F) &:= \{e \in E(G) : e \text{ connects a 1-vertex to its base}\} \\ B(G, F) &:= E(G) \setminus \left(U(F) \cup L(F) \cup \Delta(G, F) \right). \end{aligned}$$

Note that U, L are subsets of $E(F)$ whereas Δ, B are subsets of $E(G)$.

Call a non-repeating sequence of edges (e_1, e_2, \dots, e_k) such that e_i is adjacent to e_{i+1} for all i a *trail*. If u_{i-1}, u_i are the vertices incident to e_i , call a trail *closed* if $u_0 = u_k$. For sets $A, B \subseteq E(G)$, say a trail $T = (e_1, e_2, \dots, e_k)$ is A, B -alternating if the edges of even index belong to $A \setminus B$ and those of odd index belong to $B \setminus A$ or vice-versa.

Theorem A.1. *A connected graph G has ratio $\frac{4}{5}$ if and only if G admits a spanning S -forest F such that*

- (a) *1-vertices of F are not incident to any edge from $B(G, F)$*
- (b) *if u is a 1-vertex and is incident to an edge of $\Delta(G, F)$, then the 2-vertex adjacent to u is not incident to any edges of $B(G, F)$*
- (c) *for any $L(F), B(G, F)$ -alternating closed trail C containing a $2-2$ edge, we have $C \cap B(G, F)$ is not bipartite.*

Acknowledgements. We thank Vahan Mkrtchyan for his invaluable insight into this direction of research and for pointing out the relevant literature and context. We also thank Alexandr Kostochka for helpful suggestions and advice.

REFERENCES

- [AKS⁺20] Akanksha Agrawal, Madhumita Kundu, Abhishek Sahu, Saket Saurabh, and Prafullkumar Tale, *Parameterized complexity of maximum edge colorable subgraph*, Computing and combinatorics, 2020, pp. 615–626.
- [AMPV14] Davit Aslanyan, Vahan Mkrtchyan, Samvel Petrosyan, and Gagik Vardanyan, *On disjoint matchings in cubic graphs: Maximum 2-edge-colorable and maximum 3-edge-colorable subgraphs*, Discrete Applied Mathematics **172** (2014), 12–17.
- [Edm65] Jack Edmonds, *Paths, trees, and flowers*, Canadian Journal of Mathematics **17** (1965), 449–467.
- [FOW02] Uriel Feige, Eran Ofek, and Udi Wieder, *Approximating maximum edge coloring in multigraphs*, Approximation algorithms for combinatorial optimization, 2002, pp. 108–121.
- [Hol81] Ian Holyer, *The NP-completeness of edge-coloring*, SIAM Journal on Computing **10** (1981), 718–720.
- [KM19] Liana Karapetyan and Vahan Mkrtchyan, *On maximum k-edge-colorable subgraphs of bipartite graphs*, Discrete Applied Mathematics **257** (2019), 226–232.
- [MMT08] Vahan Mkrtchyan, Vahé Musoyan, and Anush Tserunyan, *On edge-disjoint pairs of matchings*, Discrete Mathematics **308** (2008), no. 23, 5823–5828.
- [MPV10] Vahan V. Mkrtchyan, Samvel S. Petrosyan, and Gagik N. Vardanyan, *On disjoint matchings in cubic graphs*, Discrete Mathematics **310** (2010), no. 10, 1588–1613.
- [Tse09] Anush. Tserunyan, *Characterization of a class of graphs related to pairs of disjoint matchings*, Discrete Mathematics **309** (2009), no. 4, 693–714.
- [Wes96] Douglas B. West, *Introduction to graph theory*, Prentice Hall, Inc., Upper Saddle River, NJ, 1996. MR1367739