

# From Zero to Hero: On the Limitations of Zero-Shot Cross-Lingual Transfer with Multilingual Transformers

Anne Lauscher<sup>1\*</sup>, Vinit Ravishankar<sup>2\*</sup>, Ivan Vulić<sup>3</sup>, and Goran Glavaš<sup>1</sup>

<sup>1</sup>Data and Web Science Group, University of Mannheim, Germany

<sup>2</sup>Language Technology Group, University of Oslo, Norway

<sup>3</sup>Language Technology Lab, University of Cambridge, UK

<sup>1</sup>{anne, goran}@informatik.uni-mannheim.de,

<sup>2</sup>vinitr@ifi.uio.no, <sup>3</sup>iv250@cam.ac.uk

## Abstract

Massively multilingual transformers pre-trained with language modeling objectives (e.g., mBERT, XLM-R) have become a *de facto* default transfer paradigm for zero-shot cross-lingual transfer in NLP, offering unmatched transfer performance. Current downstream evaluations, however, verify their efficacy predominantly in transfer settings involving languages with sufficient amounts of pretraining data, and with lexically and typologically close languages. In this work, we analyze their limitations and show that cross-lingual transfer via massively multilingual transformers, much like transfer via cross-lingual word embeddings, is substantially less effective in resource-lean scenarios and for distant languages. Our experiments, encompassing three lower-level tasks (POS tagging, dependency parsing, NER), as well as two high-level semantic tasks (NLI, QA), empirically correlate transfer performance with linguistic similarity between the source and target languages, but also with the size of pretraining corpora of target languages. We also demonstrate a surprising effectiveness of inexpensive few-shot transfer (i.e., fine-tuning on a few target-language instances after fine-tuning in the source) across the board. This suggests that additional research efforts should be invested to reach beyond the limiting zero-shot conditions.

## 1 Introduction and Motivation

Labeled datasets of sufficient size support supervised learning and development in NLP. However, given the notorious tediousness, subjectivity, and cost of linguistic annotation (Dandapat et al., 2009; Sabou et al., 2012; Fort, 2016), as well as a large number of structurally different NLP tasks, such data typically exist only for English and a handful

of resource-rich languages (Bender, 2011; Ponti et al., 2019; Joshi et al., 2020). The data scarcity issue renders the need for effective *cross-lingual transfer* strategies: how can one exploit abundant labeled data from resource-rich languages to make predictions in resource-lean languages?

In the most extreme scenario, termed *zero-shot cross-lingual transfer*, not even a single annotated example is available for the target language. Recent work has placed much emphasis on the zero-shot scenario exactly; in theory, it offers the widest portability across the world’s (more than) 7,000 languages (Pires et al., 2019; Artetxe et al., 2019; Lin et al., 2019; Cao et al., 2020; Hu et al., 2020).

The current mainstay of cross-lingual transfer in NLP are approaches based on continuous cross-lingual representation spaces such as cross-lingual word embeddings (Ruder et al., 2019) and, most recently, massively multilingual transformer models that are pretrained on multilingual corpora using language modeling objectives (Devlin et al., 2019; Conneau and Lample, 2019; Conneau et al., 2020). The latter have *de facto* become the default paradigm for cross-lingual transfer, with a number of studies reporting their unparalleled cross-lingual transfer performance (Pires et al., 2019; Wu and Dredze, 2019; Rönqvist et al., 2019; Karthikeyan et al., 2020; Wu et al., 2020, *inter alia*).

**Key Questions and Contributions.** In this work, we dissect the current state-of-the-art approaches to (zero-shot) cross-lingual transfer, and analyze a variety of conditions and underlying factors that critically impact or limit the ability to conduct effective cross-lingual transfer via massively multilingual transformer models. We aim to provide answers to the following crucial questions.

**(Q1)** *What is the role of language (dis)similarity and language-specific corpora size for pretraining?*

Current cross-lingual transfer with massively mul-

\*Equal contribution.

tilingual models is still primarily focused on transfer to either (1) languages that are typologically or etymologically close to English (e.g., German, Scandinavian languages, French, Spanish), or (2) languages with large monolingual corpora, well-represented in the massively multilingual pretraining corpora (e.g., Arabic, Hindi, Chinese). Furthermore, Wu et al. (2020) suggest that pretrained transformers, much like static word embedding spaces, yield language representations that are easily (linearly) alignable between languages, but limit their study to major languages: Chinese, Russian, and French. However, language transfer with static cross-lingual word embeddings has been shown ineffective when involving dissimilar languages (Søgaard et al., 2018; Vulić et al., 2019) or languages with small corpora (Vulić et al., 2020).

We therefore probe pretrained multilingual models in diverse transfer settings encompassing more distant languages, and languages with varying size of pretraining corpora. We demonstrate that, similar to prior research in cross-lingual word embeddings, transfer performance crucially depends on two factors: (1) linguistic (dis)similarity between the source and target language and (2) size of the pretraining corpus of the target language.

**(Q2)** *What is the role of a particular task in consideration for transfer performance?*

We conduct all analyses across five different tasks, which we roughly divide into two groups: (1) “lower-level” tasks (POS-tagging, dependency parsing, and NER); and (2) “higher-level” language understanding tasks (NLI and QA). We show that transfer performance in both zero-shot and few-shot scenarios largely depends on the “task level”.

**(Q3)** *Can we even predict transfer performance?*

Running a simple regression model on available transfer results, we show that transfer performance can (roughly) be predicted from the two crucial factors: linguistic (dis)similarity (Littell et al., 2017) is a strong predictor of transfer performance in lower-level tasks; for higher-level tasks such as NLI and QA, both factors seem to contribute.

**(Q4)** *Should we focus more on few-shot transfer scenarios and quick annotation cycles?*

Complementary to the efforts on improving zero-shot transfer (Cao et al., 2020), we point to few-shot transfer as a very effective mechanism for improving language transfer performance in downstream tasks. Similar to the seminal “pre-neural”

work of Garrette and Baldridge (2013), our results suggest that only several hours or even minutes of annotation work can “buy” a lot of performance points in the low-resource target tasks. For all five tasks in our study, we obtain substantial (and in some cases surprisingly large) improvements with minimal annotation effort. For instance, for dependency parsing, in some target languages we improve up to 40 UAS points by additional fine-tuning on as few as 10 target language sentences. Moreover, the few-shot gains are most prominent exactly where zero-shot transfer fails: for distant target languages with small monolingual corpora.

## 2 Background and Related Work

For completeness, we now provide a brief overview of **1**) different approaches to cross-lingual transfer, with a focus on **2**) the state-of-the-art massively multilingual transformer (MMT) models, and then **3**) position our work with respect to other studies that examine different properties of MMTs.

### 2.1 Cross-Lingual Transfer Methods in NLP

In order to enable language transfer, we must represent the texts from both the source and target language in a shared cross-lingual representation space, which can be discrete or continuous. Language transfer paradigms based on discrete representations include *machine translation* of target language text to the source language (or vice-versa) (Mayhew et al., 2017; Eger et al., 2018), and grounding texts from both languages in *multilingual knowledge bases* (KBs) (Navigli and Ponzetto, 2012; Lehmann et al., 2015). While reliable machine translation hinges on the availability of sufficiently large and in-domain parallel corpora, a prerequisite still unsatisfied for the vast majority of language pairs, transfer through multilingual KBs (Camacho-Collados et al., 2016; Mrkšić et al., 2017) is impaired by the limited KB coverage and inaccurate entity linking (Mendes et al., 2011; Moro et al., 2014; Raiman and Raiman, 2018).

Therefore, recent years have seen a surge of cross-lingual transfer approaches based on continuous cross-lingual representation spaces. The previous state-of-the-art approaches, predominantly based on cross-lingual word embeddings (Mikolov et al., 2013; Ammar et al., 2016; Artetxe et al., 2017; Smith et al., 2017; Glavaš et al., 2019; Vulić et al., 2019) and sentence embeddings (Artetxe and Schwenk, 2019), are now getting replaced by mas-

sively multilingual transformers based on language modeling objectives (Devlin et al., 2019; Conneau and Lample, 2019; Conneau et al., 2020).

## 2.2 Massively Multilingual Transformers

**Multilingual BERT (mBERT).** At the core of BERT (Devlin et al., 2019) is a multi-layer transformer network (Vaswani et al., 2017). Its parameters are pretrained using two objectives: masked language modeling (MLM) and next sentence prediction (NSP). In MLM, some percentage of tokens are masked out and they need to be recovered from the context. NSP predicts if two given sentences are adjacent in text and serves to model longer-distance dependencies spanning across sentence boundaries. Liu et al. (2019) introduce RoBERTa, a robust variant of BERT pretrained on larger corpora, showing that NSP can be omitted if the transformer’s parameters are trained with MLM on sufficiently large corpora. Multilingual BERT (mBERT) is a BERT model trained on concatenated multilingual Wikipedia corpora of 104 languages with largest Wikipedias.<sup>1</sup> To alleviate underfitting (for languages with smaller Wikipedias) and overfitting, up-sampling and down-sampling are done via exponentially smoothed weighting.

**XLM on RoBERTa (XLM-R).** XLM-R (Conneau et al., 2020) is a robustly trained RoBERTa, exposed to a much larger multilingual corpus than mBERT. It is trained on the CommonCrawl-100 data (Wenzek et al., 2019) of 100 languages. There are 88 languages in the intersection of XLM-R’s and mBERT’s corpora; for some languages (e.g., Kiswahili), XLM-R’s monolingual data are several orders of magnitude larger than with mBERT.

**The “Curse of Multilinguality”.** Conneau et al. (2020) observe the following phenomenon working with XLM-R: for a fixed model capacity, the cross-lingual transfer performance improves when adding more pretraining languages only up to a certain point. After that, adding more languages to pretraining degrades transfer performance. This effect, termed the “curse of multilinguality”, can be mitigated by increasing the model capacity (Artetxe et al., 2019). However, this also suggests that the model capacity is a critical limitation to zero-shot cross-lingual transfer, especially when dealing with lower computational budgets.

<sup>1</sup><https://github.com/google-research/bert/blob/master/multilingual.md>

In this work (see §4), we suggest that a light-weight strategy to mitigate this effect/curse for improved transfer performance is abandoning the zero-shot paradigm in favor of few-shot transfer. If one targets improvements in a particular target language, it is possible to obtain large gains across different tasks at a very small annotation cost in the target language, and without the need to train a larger-capacity MMT from scratch.

## 2.3 Cross-Lingual Transfer with MMTs

A number of recent BERTology efforts,<sup>2</sup> which all emerged within the last year, aim at extending our understanding of the knowledge encoded and abilities of MMTs. Libovický et al. (2020) analyze language-specific versus language-universal knowledge in mBERT. Pires et al. (2019) show that zero-shot cross-lingual transfer with mBERT is effective for POS tagging and NER, and that it is more effective between related languages. Wu and Dredze (2019) extend the analysis to more tasks and languages; they show that transfer via mBERT is competitive to the best task-specific zero-shot transfer approach in each task. Similarly, Karthikeyan et al. (2020) prove mBERT to be effective for NER and NLI transfer to Hindi, Spanish, and Russian (note that all languages are Indo-European and high-resource with large Wikipedias). Importantly, they show that transfer effectiveness does not depend on the vocabulary overlap between the languages.

In very recent work, concurrent to ours, Hu et al. (2020) introduce XTREME, a benchmark for evaluating multilingual encoders encompassing 9 tasks and 40 languages in total.<sup>3</sup> Their primary focus is zero-shot transfer evaluation, while they also experiment with target-language fine-tuning on 1,000 instances for POS tagging and NER; this leads to substantial gains over zero-shot transfer. While Hu et al. (2020) focus on the evaluation aspects and protocols, in this work, we provide a more detailed analysis and understanding of the factors that hinder effective zero-shot transfer across diverse tasks. We also put more emphasis on few-shot learning scenarios, and approach it differently: we first fine-tune the MMTs on the (large) English task-specific training set and then fine-tune/adapt it further with a small number of target-language instances (e.g., even with as few as 10 instances).

<sup>2</sup>A name for the body of work analyzing the abilities of BERT and the knowledge encoded in its parameters.

<sup>3</sup>Note that individual tasks in XTREME do not cover all 40 languages, but rather significantly smaller language subsets.



Artetxe et al. (2019) and Wu et al. (2020) have analyzed monolingual BERT models in different languages to explain transfer effectiveness of MMTs. Their main conclusion is that, similar as with static word embeddings, it is the topological similarities<sup>4</sup> between the subspaces of individual languages captured by MMTs that enable effective cross-lingual transfer. For cross-lingual word embedding spaces, the assumption of approximate isomorphism does not hold for distant languages (Søgaard et al., 2018; Vulić et al., 2019), and in face of limited-size monolingual corpora (Vulić et al., 2020). In this work, we empirically demonstrate that the same is true for zero-shot transfer with MMTs: transfer performance substantially decreases as we extend our focus to more distant target languages with smaller pretraining corpora.

### 3 Zero-Shot Transfer: Analyses

We first focus on Q1 and Q2 (see §1): we conduct zero-shot language transfer experiments on five different tasks. We then analyze the drops with respect to linguistic (dis)similarities and sizes of pretraining corpora of target languages.

#### 3.1 Experimental Setup

**Tasks and Languages.** We experiment with – **a)** lower-level structured prediction tasks: POS-tagging, dependency parsing, and NER and **b)** higher-level language understanding tasks: NLI and QA. The aim is to probe if the factors contributing to transfer performance differ between these two task groups. Across all tasks, we experiment with 21 languages in total.

*Dependency Parsing (DEP).* We use Universal Dependency treebanks (UD, Nivre et al., 2017) for English and following target languages (from 8 language families): Arabic (AR), Basque (EU), (Mandarin) Chinese (ZH), Finnish (FI), Hebrew (HE), Hindi (HI), Italian (IT), Japanese (JA), Korean (KO), Russian (RU), Swedish (SV), and Turkish (TR).

*Part-of-speech Tagging (POS).* Again, we use UD and obtain the Universal POS-tag (UPOS) annotations from the same treebanks as with DEP.

*Named Entity Recognition (NER).* We use the NER WikiANN dataset from Rahimi et al. (2019). We experiment with the same set of 12 target languages as in DEP and POS.

<sup>4</sup>Wu et al. (2020) call it “latent symmetries”. This is essentially the assumption of approximate (weak) isomorphism between monolingual (sub)spaces (Søgaard et al., 2018).

*Cross-lingual Natural Language Inference (XNLI).* We run our experiments on the XNLI corpus (Conneau et al., 2018) created by crowd-translating the dev and test portions of the English Multi-NLI dataset (Williams et al., 2018) into 14 languages (French (FR), Spanish (ES), German (DE), Greek (EL), Bulgarian (BG), Russian (RU), Turkish (TR), Arabic (AR), Vietnamese (VI), Thai (TH), Chinese (ZH), Hindi (HI), Swahili (SW), and Urdu (UR)).

*Cross-lingual Question Answering (XQuAD).* We rely on the XQuAD dataset (Artetxe et al., 2019), created by translating the 240 development paragraphs (from 48 documents) and their corresponding 1,190 question-answer pairs of SQuAD v1.1 (Rajpurkar et al., 2016) to 11 languages (ES, DE, EL, RU, TR, AR, VI, TH, ZH, and HI). Given a paragraph-question pair, the task is to identify the exact span in the paragraph, which contains the answer to the question. To enable the comparison between zero-shot and few-shot transfer (see §4), we reserve a portion of 10 articles as the development set in our experiments and report the final performance on the remaining 38 articles.

**Fine-tuning.** We adopt a standard fine-tuning-based approach for both mBERT and XLM-R in all tasks. Tokenization for both models is done in a standard fashion.<sup>5</sup> Particular classification architectures on top of the MMTs depend on the task: for DEP we use a biaffine dependency parser (Dozat and Manning, 2017); for POS, we rely on a simple feed-forward token-level classifier; for NER, we feed MMT representations to a CRF-based classifier, similar to (Peters et al., 2017). For XNLI, we add a simple softmax classifier taking the transformed representation of the sequence start token as input ([CLS] for mBERT, <s> for XLM-R); for XQuAD, we pool the transformed representations of all subword tokens as input to a span classification head – a linear layer that computes the start and end of the answer span.

**Training and Evaluation Details.** We evaluate mBERT *Base cased*:  $L = 12$  transformer layers with the hidden state size of  $H = 768$ ,  $A = 12$  self-attention heads. In addition, we work with XLM-R *Base*:  $L = 12$ ,  $H = 768$ ,  $A = 12$ .

<sup>5</sup>We tokenize the input for each of the two models with their accompanying pretrained fixed-vocabulary tokenizers: WordPiece tokenizer (Wu et al., 2016) with the vocabulary of 110K tokens for mBERT (we add special tokens [CLS] and [SEP]), and the SentencePiece BPE tokenizer (Sennrich et al., 2016) with the vocabulary of 250K tokens for XLM-R. Special tokens <s> and </s> are also added.

For XNLI, we limit the input sequence length to  $T = 128$  subword tokens and train in batches of 32 instances. For XQuAD, we limit the input length of paragraphs to  $T = 384$  tokens and the length of questions to  $Q = 64$  tokens. We slide over paragraphs with a stride of 128 and train in 12-instance batches. For XNLI and XQuAD, we grid-search for the optimal learning rate  $\lambda \in \{5 \cdot 10^{-5}, 3 \cdot 10^{-5}\}$ , and number of training epochs  $n \in \{2, 3\}$ . For DEP and POS, we fix the number of training epochs to 50; for NER, we train for 10 epochs. We train in batches of 128 sentences, with maximal sequence length of  $T = 512$  subword tokens. For all tasks we use Adam as the optimization algorithm (Kingma and Ba, 2015).

We report DEP performance in terms of Unlabeled Attachment Scores (UAS).<sup>6</sup> For POS, NER, and XNLI we report accuracy, and for XQuAD, we report the Exact Match (EM) score.

### 3.2 Results and Preliminary Discussion

A summary of the zero-shot cross-lingual transfer results per target language is provided in Table 1. Unsurprisingly, we observe substantial drops in performance for all tasks and all target languages compared to the reference EN performance. However, the extent of decrease varies greatly across languages. For instance, NER transfer with mBERT for IT drops a mere 0.8%, whereas it is 51% on JA NER. On XNLI, transferring with XLM-R yields a moderate decrease of 6.1% for FR, but a much larger drop of 20% for SW. At first glance, it would appear – as suggested in prior work – that the drops in transfer performance primarily depend on the language (dis)similarity, and that they are much more pronounced for languages which are more distant from EN (e.g., JA, ZH, AR, TH, SW).

While we do not observe a notable exception to this pattern on the three lower-level tasks, language proximity alone does not explain many results obtained on XNLI and XQuAD. For instance, on XNLI (for both mBERT and XLM-R), the RU scores are comparable to those on ZH, while they are lower for HI and UR: this is despite the fact that as Indo-European languages RU, HI, and UR are linguistically closer to EN than ZH. Similarly, we observe comparable scores on XQuAD for TH,

<sup>6</sup>Using Labeled Attachment Score (LAS) would make the small differences in annotation schemes between languages a confounding factor for the analyses of transfer performance, impeding insights into relevant factors of the study: language proximity and size of target language corpora.

RU, and ES. Therefore, in what follows we seek a more informed explanation of the obtained zero-shot transfer results.

### 3.3 Analysis

For each task, we now analyze the correlations between transfer performance in the task and **a)** various measures of linguistic proximity (i.e., similarity) between languages and **b)** the size of MMT pretraining corpora of each target language.

**Language Vectors and Corpora Sizes.** In order to estimate linguistic similarity, we rely on language vectors from LANG2VEC, which encode various linguistic features from the URIEL database (Littell et al., 2017). We consider several LANG2VEC-based language vectors as follows: `syntax` (SYN) vectors encode syntactic properties, e.g., whether a subject appears before or after a verb; `phonology` (PHON) vectors encode phonological properties of a language, e.g. the consonant-vowel ratio; `inventory` (INV) vectors encode presence or absence of natural classes of sounds, e.g., voiced uvulars; `FAM` vectors denote memberships in language families, e.g., Indo-Germanic; and `GEO` vectors express orthodromic distances for languages w.r.t. a fixed number of points on the Earth’s surface. Language similarity is then computed as the cosine similarity between the languages’ corresponding LANG2VEC vectors. Each aspect listed above (e.g., SYN, GEO, FAM) yields one scalar feature for our analysis.

We also include another feature: the z-normalized size of the target language corpus used in MMT model pretraining (SIZE).<sup>7</sup>

**Correlation Analysis.** We first correlate individual features with the zero-shot transfer scores for each task and show the results in Table 2. Quite intuitively, the zero-shot scores for low-level syntactic tasks – POS and DEP – best correlate with syntactic similarity (SYN). SYN similarity also correlates quite highly with transfer results for higher-level tasks, except for XLM-R on XQuAD. Phonological similarity (PHON) correlates best with the transfer results of mBERT on NER and XLM-R on XQuAD. Interestingly, for both high-

<sup>7</sup>For XLM-R, we take the reported sizes of language-specific portions of CommonCrawl-100 from Conneau et al. (2020); for mBERT, we take the sizes of language-specific Wikipedias. We take the sizes of Wikipedia snapshots from October 21, 2018. While these are not the exact snapshots on which mBERT was pretrained, the size ratios between languages should be roughly the same.

Task	Model	EN	ZH	TR	RU	AR	HI	EU	FI	HE	IT	JA	KO	SV	VI	TH	ES	EL	DE	FR	BG	SW	UR
			$\Delta$	$\Delta$	$\Delta$	$\Delta$	$\Delta$	$\Delta$	$\Delta$	$\Delta$	$\Delta$	$\Delta$	$\Delta$	$\Delta$	$\Delta$	$\Delta$	$\Delta$	$\Delta$	$\Delta$	$\Delta$	$\Delta$	$\Delta$	$\Delta$
DEP	B	92.3	-40.9	-41.2	-23.5	-47.9	-49.6	-42.0	-26.7	-29.7	-10.6	<b>-55.4</b>	-53.4	-12.5	-	-	-	-	-	-	-	-	-
POS	B	95.5	-33.6	-26.6	-9.5	-32.8	-33.9	-28.3	-14.6	-21.4	-6.0	<b>-47.3</b>	-37.3	-6.2	-	-	-	-	-	-	-	-	-
NER	B	92.3	-31.5	-6.5	-9.2	-29.2	-12.8	-8.5	-0.9	-9.2	-0.8	<b>-51.1</b>	-12.9	-1.9	-	-	-	-	-	-	-	-	-
XNLI	B	82.8	-13.6	-20.6	-13.5	-17.3	-21.3	-	-	-	-	-	-	-	-11.9	-28.1	-8.1	-14.1	-10.5	-7.8	-13.3	<b>-33.0</b>	-23.4
	X	84.3	-11.0	-11.3	-9.0	-13.0	-14.2	-	-	-	-	-	-	-	-9.7	-12.3	-5.8	-8.9	-7.8	-6.1	-6.6	<b>-20.2</b>	-17.3
XQuAD	B	71.1	-22.9	-34.2	-19.2	-24.7	-28.6	-	-	-	-	-	-	-	-22.1	<b>-43.2</b>	-16.6	-28.2	-14.8	-	-	-	-
	X	72.5	<b>-26.2</b>	-18.7	-15.4	-24.1	-22.8	-	-	-	-	-	-	-	-19.7	-14.8	-14.5	-15.7	-16.2	-	-	-	-

Table 1: Zero-shot cross-lingual transfer performance on five tasks (DEP, POS, NER, XNLI, and XQuAD) with mBERT (B) and XLM-R (X). We show the monolingual EN performance and report drops in performance relative to EN for all target languages. Numbers in bold indicate the largest zero-shot performance drops for each task.

Task	Model	SYN		PHON		INV		FAM		GEO		SIZE	
		P	S	P	S	P	S	P	S	P	S	P	S
DEP	mBERT	<b>0.93</b>	<b>0.92</b>	0.80	0.81	0.51	0.02	0.73	0.63	0.70	0.71	0.75	0.55
POS	mBERT	<b>0.89</b>	<b>0.87</b>	0.84	0.84	0.43	-0.04	0.66	0.63	0.78	0.81	0.65	0.50
NER	mBERT	0.56	0.62	<b>0.78</b>	<b>0.86</b>	0.23	0.02	0.39	0.49	<b>0.75</b>	<b>0.88</b>	0.27	0.23
XNLI	XLM-R	<b>0.88</b>	<b>0.90</b>	0.29	0.27	0.31	-0.11	0.63	0.54	0.54	0.74	0.70	0.76
	mBERT	<b>0.87</b>	0.86	0.21	0.08	0.29	0.04	0.61	0.47	0.55	0.67	0.77	<b>0.91</b>
XQuAD	XLM-R	0.69	0.53	<b>0.85</b>	<b>0.81</b>	0.62	-0.01	<b>0.81</b>	0.54	0.43	0.50	<b>0.81</b>	0.55
	mBERT	0.84	0.89	0.56	0.48	0.55	0.22	0.79	0.64	0.51	0.55	<b>0.89</b>	<b>0.96</b>

Table 2: Correlations between zero-shot transfer performance with mBERT and XLM-R for different downstream tasks, across a set of target languages, with linguistic proximity scores (features SYN, PHON, INV, FAM and GEO) and the pretraining size of the target language corpora (feature SIZE). The results are reported in terms of Pearson (P) and Spearman (S) correlation coefficients. Highest correlations for each task-model pair are in bold.

level tasks and both models, we observe very high correlations between transfer performance and the size of pretraining corpora of the target language (SIZE). On the other hand, SIZE shows substantially lower correlations with transfer performance across lower-level tasks (DEP, POS, NER). We believe that this is because language understanding tasks such as NLI and QA require rich representations of the semantic phenomena of a language, whereas low-level tasks require simpler structural knowledge of the language – to acquire the former with distributional models, one simply needs much more text than to acquire the latter.

**Meta-Regression.** We observe high correlations between the transfer scores and several individual features (e.g., SYN, PHON and SIZE). Therefore, we further test if even higher correlations can be achieved by a (linear) combination of the individual features. For each task, we fit a linear regression using target language performances on the task as labels. For each task, we have between 11 and 14 target languages (i.e., instances for fitting the linear regression); we thus evaluate the regressor’s performance, i.e., a Pearson correlation score between the learned linear combination of features and transfer performance, via leave-one-out cross-

Task	Model	Selected features	P	S	MAE
POS	B	SYN (.99)	0.94	0.90	4.60
DEP	B	SYN (.99)	0.93	0.92	5.77
NER	B	PHON (.99)	0.69	0.82	9.45
XNLI	X	SYN (.51); SIZE (.49)	0.84	0.85	2.01
	B	SYN (.35); SIZE (.34), FAM (.31)	0.89	0.90	2.78
XQuAD	X	PHON (.99)	0.95	0.83	2.89
	B	SIZE (.99)	0.89	0.93	4.76

Table 3: Results of the (linear) meta-regressor: predicting zero-shot transfer performance with mBERT (B) and XLM-R (X), for each of our five tasks, from the set of features indicating language proximity to the source language (EN) and the size of the target language corpora in pretraining MMT pretraining. We list only the features with assigned weights  $\geq 0.01$ . P=Pearson; S=Spearman; MAE=Mean Average Error.

validation (LOOCV). In order to allow for only a subset of most useful features to be selected, we perform greedy forward feature selection: we start from an empty feature set and in each iteration add the feature that boosts LOOCV performance the most; we stop when none of the remaining features further improve the Pearson correlation.

The “meta-regression” results are summarized

in Table 3. For each task-model pair, we list the features selected with the greedy feature selection and show (normalized) weights assigned to each feature. Except for NER, a linear combination of features yields higher correlations with the zero-shot transfer results than any of the individual features. These results empirically confirm our intuitions from the previous section that (structural) linguistic proximity (SYN) explains zero-shot transfer performance for the low-level structural tasks (DEP and POS), but that it cannot fully explain performance in the two language understanding tasks. For XNLI, the transfer results are best explained with the combination of structural language proximity (SYN) and the size of the target-language pre-training corpora (SIZE). For XQuAD with mBERT, SIZE alone best explains zero-shot transfer scores. We note that the features are also mutually very correlated (e.g., languages closer to EN tend to have larger corpora): if the regressor selects only one feature, this does not suggest that other features do not correlate with transfer results (see Table 2).

The coefficients in Table 3 again indicate the importance of SIZE for the language understanding tasks and highlight our core finding: pretraining corpora sizes are stronger features for predicting zero-shot performance in higher-level tasks, whereas the results in lower-level tasks are more affected by typological language proximity.

#### 4 From Zero to Hero: Few-Shot

Motivated by the low zero-shot results across many tasks and languages in §3, we now investigate Q4 from §1, aiming to mitigate the transfer gap by relying on inexpensive few-shot transfer settings with a small number of target-language examples.

**Experimental Setup.** We rely on the same models, tasks, and evaluation protocols as described in §3.1. However, instead of fine-tuning the model on task-specific data in EN only, we continue the fine-tuning process by feeding  $k$  additional training examples randomly chosen from reserved target language data portions, disjoint with the test sets.<sup>8</sup> For our lower-level tasks, we compare three sampling methods: (i) random sampling (RAND) of  $k$  target language sentences, (ii) selection of the  $k$  shortest (SHORTEST) and (iii) the  $k$  longest (LONGEST) sentences. In all three cases, we only choose between

<sup>8</sup>Note that for XQuAD, we performed the split on the article level to avoid topical overlap. Consequently,  $k$  there refers to the number of articles.

sentences with  $\geq 3$  and  $\leq 50$  tokens. For XNLI and XQuAD, we run the experiments five times and report the average score.

#### 4.1 Results and Discussion

The results on each task, conditioned on the number of examples  $k$  and averaged across all target languages, are presented in Table 4. We note substantial improvements in few-shot learning setups for all tasks. However, the results also reveal notable differences between different types of tasks. For higher-level language understanding tasks the improvements are less pronounced; the maximum gains after seeing  $k = 1,000$  target-language instances and 10 articles, respectively, are between 2.1 and 4.57 points. On the other hand, the gains for the lower-level tasks are massive: between 14.11 and 26 percentage points, choosing the best sampling strategy for each task. Moreover, the gains in all lower-level tasks are substantial even when we add only 10 annotated sentences in the target language (on average, up to 14.45 percentage points on DEP and 13.42 points on POS). What is more, additional experiments (omitted for brevity) show substantial gains for DEP and POS even when we add fewer than 5 annotated sentences.

A comparison of different sampling strategies for the lower-level tasks is also shown in Figure 1. For DEP and POS, the pattern is very clear and very expected – adding longer sentences results in better scores. For NER, however, RAND appears to perform best, with a larger gap between RAND and SMALLEST. We hypothesize that this is due to very long sentences being relatively sparse with named entities, resulting in our model seeing a lot of negative examples; shorter sentences are also less helpful than for DEP and POS because they consist of (confirmed by inspection) a single named entity mention, without non-NE tokens.

Figure 2 illustrates few-shot performance for individual languages on one lower-level (DEP) and one higher-level task (XQuAD), for different values of  $k$ .<sup>9</sup> Across languages, we see a clear trend – more distant target languages benefit much more from the few-shot data. Observe, for instance, SV (DEP, a) or DE (XQuAD, b). Both are closely related to EN, both generally have high scores in the zero-shot transfer, and both benefit only marginally from few-shot data points. We sus-

<sup>9</sup>We provide the analogous figures for the remaining three tasks in the Appendix.



Task	Model	Sampling	$k$	$k = 10$		$k = 50$		$k = 100$		$k = 500$		$k = 1000$	
			$k = 0$	score	$\Delta$	score	$\Delta$	score	$\Delta$	score	$\Delta$	score	$\Delta$
DEP	MBERT	Random	59.00	69.32	10.32	75.20	16.20	77.32	18.32	82.26	23.26	84.32	25.32
		Shortest	59.00	59.34	0.34	61.12	2.12	63.25	4.25	72.94	13.94	76.82	17.82
		Longest	59.00	73.45	14.45	78.45	19.45	80.04	21.04	84.16	25.16	85.73	26.73
POS	MBERT	Random	72.65	81.69	9.04	86.45	13.80	88.10	15.45	91.75	19.10	93.07	20.42
		Shortest	72.65	73.51	0.86	77.81	5.16	81.90	9.25	87.91	15.26	90.36	17.71
		Longest	72.65	86.07	13.42	89.63	16.98	90.94	18.29	93.42	20.77	94.21	21.56
NER	MBERT	Random	78.33	86.13	7.80	89.11	10.78	90.04	11.71	91.48	13.15	92.44	14.11
		Shortest	78.33	76.04	-2.29	75.49	-2.84	76.97	-1.36	76.93	-1.40	80.19	1.86
		Longest	78.33	83.30	4.97	84.33	6.00	84.98	6.65	87.49	9.16	88.88	10.55
XNLI	MBERT	Random	65.92	65.89	-0.03	65.08	-0.84	64.92	-1.00	67.41	1.49	68.16	2.24
	XLM-R	Random	73.32	73.73	0.41	73.76	0.45	75.03	1.71	75.34	2.02	75.84	2.52
XQUAD	MBERT	Random	45.62	48.12	2.50	48.66	3.04	49.34	3.72	49.91	4.29	50.19	4.57
	XLM-R	Random	53.68	53.73	0.05	53.84	0.17	54.76	1.08	55.56	1.88	55.78	2.10

Table 4: Results of the few-shot experiments with varying numbers of target-language examples  $k$ . For each  $k$ , we report performance averaged across languages and the difference ( $\Delta$ ) with respect to the zero-shot setting.

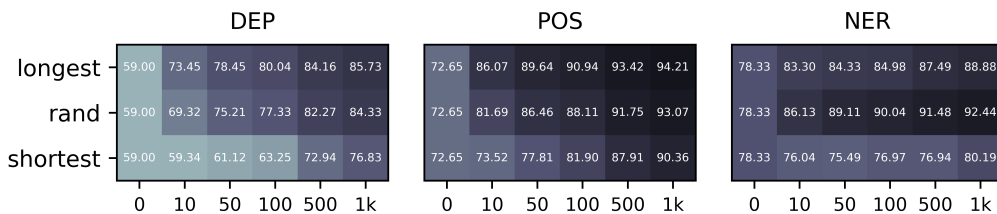


Figure 1: Heatmaps showing trends in performance improvement with few-shot data augmentation; the X-axis indicates the number of target-language instances  $k$ , whereas the Y-axis indicates the choice of sampling method.

pect that for such closely related languages, with enough MMT pretraining data, the model is able to extract missing knowledge from a few language-specific data points; its priors for languages closer to EN are already quite sensible and *a priori* have a smaller room for improvement. In stark contrast, KO (DEP, a) and TH (XQuAD, b), both exhibit fairly poor zero-shot performance and understandably so, given their linguistic distance to EN. Given in-language data, however, both see rapid leaps in performance, displaying a gain of almost 40% UAS on DEP, and almost 5% on XQuAD. In a sense, this can be seen as the models’ ability to rapidly learn to utilize the multilingual representation space to adapt its knowledge of the downstream task to the target language.

Other interesting patterns emerge. Particularly interesting are DEP results for JA and AR, where we observe massive UAS improvements with only 10 annotated sentences. For XQuAD, we observe a substantial improvement from only 2 in-language documents for TH. In sum, we see the largest gains from few-shot transfer exactly on languages where

the zero-shot transfer setup yields the worst performance: languages distant from EN and represented with a small corpus in MMT pretraining.

## 4.2 Further Discussion

As the results in §4.1 prove, moving to the few-shot transfer setting can substantially improve performance and reduce the gaps observed with zero-shot transfer, especially for lower-resourced languages. While additional fine-tuning of MMT on the small number of target-language instances is computationally cheap, the potential bottleneck lies in possibly expensive data annotation. This is, especially for minor languages, potentially a major issue and deserves further analysis. What are the annotation costs, and at which conversion rate do they translate into performance points? Here, we provide some ballpark estimates based on annotation costs reported by other researchers.

**Natural Language Inference.** Marelli et al. (2014) reportedly paid \$2,030 for 200k judgments, which would amount to \$0.01015 per NLI instance and, in turn, to \$10.15 for 1,000 annota-



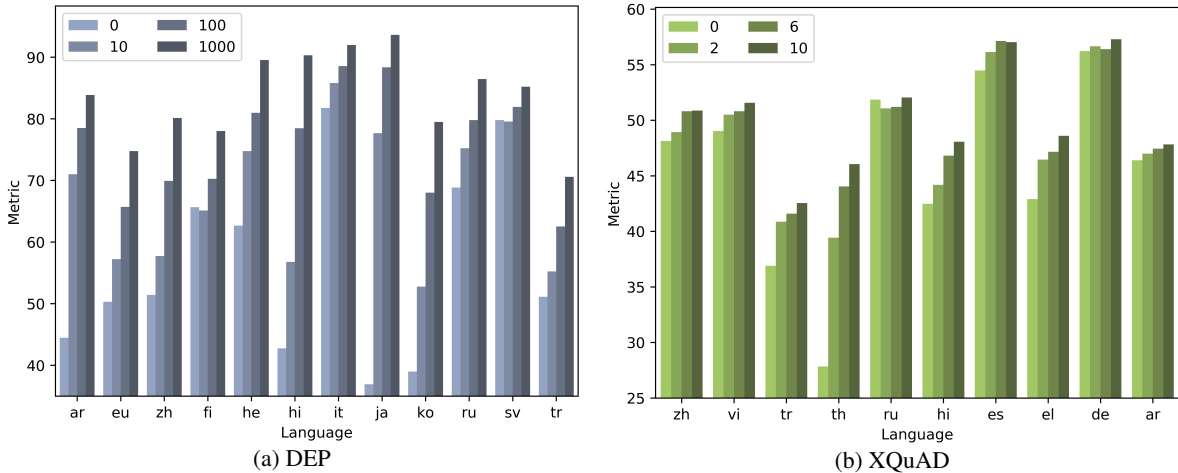


Figure 2: Few-shot results for each language with varying  $k$  for a) DEP, reported in terms of UAS score, and b) XQuAD accuracy. For DEP,  $k$  corresponds to the number of sampled sentences, and for XQuAD, to the number of sampled articles. For the other tasks, we refer the reader to Appendix B.

tions. In our few-shot experiments this would yield an average improvement of 2.24 and 2.54 accuracy points for mBERT and XLM-R, respectively.

**Question Answering.** Rajpurkar et al. (2016) report a payment cost of \$9 per hour and a time effort of 4 minutes per paragraph. With an average of 5 paragraphs per article, our few-shot scenario (10 articles) roughly requires 50 paragraphs-level annotations, i.e., 200 minutes of annotation effort and would in total cost around \$30 (for respective performance improvements of 4.5 and 2.1 points for mBERT and XLM-R).

On the one hand, compared to language understanding tasks, our lower-level (DEP, POS) tasks are presumably more expensive to annotate, as they require some linguistic knowledge and annotation training. On the other hand, as shown in our few-shot experiments, we typically need much fewer annotated instances (i.e., we observe high gains with already 10 target language sentences) for substantial gains in these tasks.

**Dependency Parsing.** Tratz (2019) provide an overview of crowd-sourcing annotations for dependency parsing; they report obtaining a fully correct dependency tree from at least one annotator for 72% of sentences. At the reported cost of \$0.28 per sentence this amounts to spending \$280 for annotating 1,000 sentences. Somewhat shockingly, annotating 10 sentences with dependency trees – which for some languages like AR and JA corresponds to performance gains of 30-40 UAS points (see Figure 2) – amounts to spending merely \$3-5.

**Part-of-Speech Tagging.** Hovy et al. (2014) measure agreement of crowdsourced POS annotations with expert annotations; they crowdsource annotations for 1,000 tweets, at a cost of \$0.05 for every 10 tokens. With a total of 14,619 tokens in the corpus, this amounts to approximately \$73 for 1,000 tweets, which is  $\geq 1,000$  sentences.<sup>10</sup> Based on Table 4, 2 hours of POS annotation work translates to gains of up to 18 points on average over zero-shot transfer methods.

**Named Entity Recognition.** Bontcheva et al. (2017) provide estimates for crowdsourcing annotation for named entity recognition; they pay \$0.06 per sentence, resulting in \$60 cost for 1,000 annotated sentences. At a median pay of \$11.37/hr, this amounts to around 190 sentences annotated in an hour. In other words, in less than 3 hours, we can collect more than 500 annotated examples. According to Table 4, this can result in gains of 10-14 points on average, and even more for some languages (e.g., 27 points for AR).

A provocative high-level question that calls for further discussion in future work can be framed as: are GPU hours effectively more costly<sup>11</sup> than data annotations are in the long run? While MMTs are extremely useful as general-purpose models of language, their potential for some (target) languages

<sup>10</sup>Note, however, that lower-level tasks do come with an additional risk of poorer quality annotation, due to crowdsourced annotators not being experts. Garrette and Baldridge (2013) report that even for truly low-resource languages (e.g., Kinyarwanda, Malagasy), it is possible to obtain  $\approx 100$  POS-annotated sentences.

<sup>11</sup>financially, but also ecologically (Strubell et al., 2019).

can be quickly unlocked by pairing them with a small number of annotated target-language examples. Effectively, this suggests leveraging the best of both worlds, i.e., coupling knowledge encoded in large MMTs with a small annotation effort.

## 5 Conclusion

Research on zero-shot language transfer in NLP is motivated by inherent data scarcity: the fact that most languages have no annotated data for most NLP tasks. Massively multilingual transformers (MMTs) have recently been praised for their zero-shot transfer capabilities that mitigate the data scarcity issue. In this work we have demonstrated that, similar to earlier language transfer paradigms, MMTs perform poorly in zero-shot transfer to distant target languages, and for languages with smaller monolingual data for pretraining. We have presented a detailed empirical analysis of factors affecting transfer performance of MMTs across diverse tasks and languages. Our results have revealed that structural language similarity determines the transfer success for lower-level tasks like POS-tagging and parsing; on the other hand, the pretraining corpora size of the target language is crucial for explaining transfer results for higher-level language understanding tasks. Finally, we have shown that the MMT potential on distant and lower-resource target languages can be quickly unlocked if they are offered a handful of annotated target-language instances. This finding provides strong evidence towards intensifying future research efforts focused on the more effective few-shot learning setups.

## Acknowledgements

This work is supported by the Eliteprogramm of the Baden-Württemberg Stiftung (AGREE Grant). The work of Ivan Vulić is supported by the ERC Consolidator Grant LEXICAL (no 648909).

## References

Waleed Ammar, George Mulcaire, Miguel Ballesteros, Chris Dyer, and Noah A. Smith. 2016. [Many languages, one parser](#). *Transactions of the ACL*, 4:431–444.

Mikel Artetxe, Gorka Labaka, and Eneko Agirre. 2017. Learning bilingual word embeddings with (almost) no bilingual data. In *Proceedings of the 55th Annual Meeting of the Association for Computational Linguistics (Volume 1: Long Papers)*, pages 451–462.

Mikel Artetxe, Sebastian Ruder, and Dani Yogatama. 2019. On the cross-lingual transferability of monolingual representations. *arXiv preprint arXiv:1910.11856*.

Mikel Artetxe and Holger Schwenk. 2019. [Massively multilingual sentence embeddings for zero-shot cross-lingual transfer and beyond](#). *Transactions of the Association for Computational Linguistics*, 7:597–610.

Emily M Bender. 2011. On achieving and evaluating language-independence in nlp. *Linguistic Issues in Language Technology*, 6(3):1–26.

Kalina Bontcheva, Leon Derczynski, and Ian Roberts. 2017. [Crowdsourcing Named Entity Recognition and Entity Linking Corpora](#). In Nancy Ide and James Pustejovsky, editors, *Handbook of Linguistic Annotation*, pages 875–892. Springer Netherlands, Dordrecht.

José Camacho-Collados, Mohammad Taher Pilehvar, and Roberto Navigli. 2016. [Nasari: Integrating explicit knowledge and corpus statistics for a multilingual representation of concepts and entities](#). *Artificial Intelligence*, 240:36–64.

Steven Cao, Nikita Kitaev, and Dan Klein. 2020. Multilingual alignment of contextual word representations. In *Proceedings of ICLR*.

Alexis Conneau, Kartikay Khandelwal, Naman Goyal, Vishrav Chaudhary, Guillaume Wenzek, Francisco Guzmán, Edouard Grave, Myle Ott, Luke Zettlemoyer, and Veselin Stoyanov. 2020. [Unsupervised cross-lingual representation learning at scale](#). In *Proceedings of ACL*.

Alexis Conneau and Guillaume Lample. 2019. Cross-lingual language model pretraining. In *Advances in Neural Information Processing Systems*, pages 7057–7067.

Alexis Conneau, Ruty Rinott, Guillaume Lample, Adina Williams, Samuel R. Bowman, Holger Schwenk, and Veselin Stoyanov. 2018. Xnli: Evaluating cross-lingual sentence representations. In *Proceedings of the 2018 Conference on Empirical Methods in Natural Language Processing*. Association for Computational Linguistics.

Sandipan Dandapat, Priyanka Biswas, Monojit Choudhury, and Kalika Bali. 2009. Complex linguistic annotation—no easy way out!: a case from bangla and hindi pos labeling tasks. In *Proceedings of the third linguistic annotation workshop*, pages 10–18. Association for Computational Linguistics.

Jacob Devlin, Ming-Wei Chang, Kenton Lee, and Kristina Toutanova. 2019. Bert: Pre-training of deep bidirectional transformers for language understanding. In *Proceedings of the 2019 Conference of the North American Chapter of the Association for Computational Linguistics: Human Language Technologies, Volume 1 (Long and Short Papers)*, pages 4171–4186.

- Timothy Dozat and Christopher D. Manning. 2017. [Deep Biaffine Attention for Neural Dependency Parsing](#). In *Proceedings of ICLR*. ArXiv:1611.01734.
- Steffen Eger, Johannes Daxenberger, Christian Stab, and Iryna Gurevych. 2018. Cross-lingual argumentation mining: Machine translation (and a bit of projection) is all you need! In *Proceedings of the 27th International Conference on Computational Linguistics*, pages 831–844.
- Karën Fort. 2016. *Collaborative Annotation for Reliable Natural Language Processing: Technical and Sociological Aspects*. John Wiley & Sons.
- Dan Garrette and Jason Baldridge. 2013. [Learning a part-of-speech tagger from two hours of annotation](#). In *Proceedings of NAACL-HLT*, pages 138–147.
- Goran Glavaš, Robert Litschko, Sebastian Ruder, and Ivan Vulić. 2019. How to (properly) evaluate cross-lingual word embeddings: On strong baselines, comparative analyses, and some misconceptions. In *Proceedings of the 57th Annual Meeting of the Association for Computational Linguistics*, pages 710–721.
- Dirk Hovy, Barbara Plank, and Anders Søgaard. 2014. Experiments with crowdsourced re-annotation of a pos tagging data set. In *Proceedings of the 52nd Annual Meeting of the Association for Computational Linguistics (volume 2: Short Papers)*, pages 377–382.
- Junjie Hu, Sebastian Ruder, Aditya Siddhant, Graham Neubig, Orhan Firat, and Melvin Johnson. 2020. XTREME: A massively multilingual multi-task benchmark for evaluating cross-lingual generalization. *arXiv preprint arXiv:2003.11080*.
- Pratik Joshi, Sebastin Santy, Amar Budhiraja, Kalika Bali, and Monojit Choudhury. 2020. The state and fate of linguistic diversity and inclusion in the nlp world. In *Proceedings of ACL*.
- K Karthikeyan, Zihan Wang, Stephen Mayhew, and Dan Roth. 2020. Cross-lingual ability of multilingual bert: An empirical study. In *Proceedings of ICLR*.
- Diederik P Kingma and Jimmy Ba. 2015. [Adam: A method for stochastic optimization](#). In *Proceedings of ICLR*.
- Jens Lehmann, Robert Isele, Max Jakob, Anja Jentzsch, Dimitris Kontokostas, Pablo N Mendes, Sebastian Hellmann, Mohamed Morsey, Patrick Van Kleef, Sören Auer, et al. 2015. Dbpedia—a large-scale, multilingual knowledge base extracted from wikipedia. *Semantic Web*, 6(2):167–195.
- Jindřich Libovický, Rudolf Rosa, and Alexander Fraser. 2020. On the language neutrality of pre-trained multilingual representations. *arXiv preprint arXiv:2004.05160*.
- Yu-Hsiang Lin, Chian-Yu Chen, Jean Lee, Zirui Li, Yuyan Zhang, Mengzhou Xia, Shruti Rijhwani, Junxian He, Zhisong Zhang, Xueze Ma, Antonios Anastasopoulos, Patrick Littell, and Graham Neubig. 2019. [Choosing transfer languages for cross-lingual learning](#). In *Proceedings of ACL*, pages 3125–3135.
- Patrick Littell, David R. Mortensen, Ke Lin, Katherine Kairis, Carlisle Turner, and Lori Levin. 2017. [URIEL and lang2vec: Representing languages as typological, geographical, and phylogenetic vectors](#). In *Proceedings of the 15th Conference of the European Chapter of the Association for Computational Linguistics: Volume 2, Short Papers*, pages 8–14, Valencia, Spain. Association for Computational Linguistics.
- Yinhan Liu, Myle Ott, Naman Goyal, Jingfei Du, Mandar Joshi, Danqi Chen, Omer Levy, Mike Lewis, Luke Zettlemoyer, and Veselin Stoyanov. 2019. [RoBERTa: A Robustly Optimized BERT Pretraining Approach](#). *arXiv:1907.11692 [cs]*. ArXiv:1907.11692.
- Marco Marelli, Stefano Menini, Marco Baroni, Luisa Bentivogli, Raffaella Bernardi, and Roberto Zamparelli. 2014. [A SICK cure for the evaluation of compositional distributional semantic models](#). In *Proceedings of the Ninth International Conference on Language Resources and Evaluation (LREC'14)*, pages 216–223, Reykjavik, Iceland. European Language Resources Association (ELRA).
- Stephen Mayhew, Chen-Tse Tsai, and Dan Roth. 2017. Cheap translation for cross-lingual named entity recognition. In *Proceedings of the 2017 conference on empirical methods in natural language processing*, pages 2536–2545.
- Pablo N Mendes, Max Jakob, Andrés García-Silva, and Christian Bizer. 2011. Dbpedia spotlight: shedding light on the web of documents. In *Proceedings of the 7th international conference on semantic systems*, pages 1–8.
- Tomas Mikolov, Quoc V Le, and Ilya Sutskever. 2013. Exploiting similarities among languages for machine translation. *arXiv preprint arXiv:1309.4168*.
- Andrea Moro, Alessandro Raganato, and Roberto Navigli. 2014. Entity linking meets word sense disambiguation: a unified approach. *Transactions of the Association for Computational Linguistics*, 2:231–244.
- Nikola Mrkšić, Ivan Vulić, Diarmuid Ó Séaghdha, Ira Leviant, Roi Reichart, Milica Gašić, Anna Korhonen, and Steve Young. 2017. [Semantic specialization of distributional word vector spaces using monolingual and cross-lingual constraints](#). *Transactions of the Association for Computational Linguistics*, 5:309–324.
- Roberto Navigli and Simone Paolo Ponzetto. 2012. Babelnet: The automatic construction, evaluation and

- application of a wide-coverage multilingual semantic network. *Artificial Intelligence*, 193:217–250.
- Joakim Nivre, eljko Agi, Lars Ahrenberg, Lene Antonsen, Maria Jesus Aranzabe, Masayuki Asahara, Luma Ateyah, Mohammed Attia, Aitziber Atutxa, and Liesbeth Augustinus. 2017. Universal Dependencies 2.1.
- Matthew Peters, Waleed Ammar, Chandra Bhagavatula, and Russell Power. 2017. Semi-supervised sequence tagging with bidirectional language models. In *Proceedings of the 55th Annual Meeting of the Association for Computational Linguistics (Volume 1: Long Papers)*, pages 1756–1765.
- Telmo Pires, Eva Schlinger, and Dan Garrette. 2019. [How multilingual is Multilingual BERT?](#) *arXiv:1906.01502 [cs]*. ArXiv: 1906.01502.
- Edoardo Maria Ponti, Helen O’Horan, Yevgeni Berzak, Ivan Vulić, Roi Reichart, Thierry Poibeau, Ekaterina Shutova, and Anna Korhonen. 2019. [Modeling language variation and universals: A survey on typological linguistics for natural language processing](#). *Computational Linguistics*, 45(3):559–601.
- Afshin Rahimi, Yuan Li, and Trevor Cohn. 2019. [Massively multilingual transfer for NER](#). In *Proceedings of the 57th Annual Meeting of the Association for Computational Linguistics*, pages 151–164, Florence, Italy. Association for Computational Linguistics.
- Jonathan Raphael Raiman and Olivier Michel Raiman. 2018. Deeptype: multilingual entity linking by neural type system evolution. In *Thirty-Second AAAI Conference on Artificial Intelligence*.
- Pranav Rajpurkar, Jian Zhang, Konstantin Lopyrev, and Percy Liang. 2016. Squad: 100,000+ questions for machine comprehension of text. In *Proceedings of the 2016 Conference on Empirical Methods in Natural Language Processing*, pages 2383–2392.
- Samuel Rönnqvist, Jenna Kanerva, Tapio Salakoski, and Filip Ginter. 2019. Is multilingual bert fluent in language generation? In *Proceedings of the First NLPL Workshop on Deep Learning for Natural Language Processing*, pages 29–36.
- Sebastian Ruder, Ivan Vulić, and Anders Søgaard. 2019. [A survey of cross-lingual embedding models](#). *Journal of Artificial Intelligence Research*, 65:569–631.
- Marta Sabou, Kalina Bontcheva, and Arno Scharl. 2012. Crowdsourcing research opportunities: lessons from natural language processing. In *Proceedings of the 12th International Conference on Knowledge Management and Knowledge Technologies*, pages 1–8.
- Rico Sennrich, Barry Haddow, and Alexandra Birch. 2016. Neural machine translation of rare words with subword units. In *Proceedings of the 54th Annual Meeting of the Association for Computational Linguistics (Volume 1: Long Papers)*, pages 1715–1725.
- Samuel L. Smith, David H.P. Turban, Steven Hamblin, and Nils Y. Hammerla. 2017. [Offline bilingual word vectors, orthogonal transformations and the inverted softmax](#). In *Proceedings of ICLR*.
- Anders Søgaard, Sebastian Ruder, and Ivan Vulić. 2018. On the limitations of unsupervised bilingual dictionary induction. In *Proceedings of the 56th Annual Meeting of the Association for Computational Linguistics (Volume 1: Long Papers)*, pages 778–788.
- Emma Strubell, Ananya Ganesh, and Andrew McCallum. 2019. Energy and policy considerations for deep learning in nlp. In *Proceedings of the 57th Annual Meeting of the Association for Computational Linguistics*, pages 3645–3650.
- Stephen Tratz. 2019. [Dependency Tree Annotation with Mechanical Turk](#). In *Proceedings of the First Workshop on Aggregating and Analysing Crowdsourced Annotations for NLP*, pages 1–5, Hong Kong. Association for Computational Linguistics.
- Ashish Vaswani, Noam Shazeer, Niki Parmar, Jakob Uszkoreit, Llion Jones, Aidan N Gomez, Łukasz Kaiser, and Illia Polosukhin. 2017. [Attention is all you need](#). In *Proceedings of NeurIPS*, pages 5998–6008.
- Ivan Vulić, Goran Glavaš, Roi Reichart, and Anna Korhonen. 2019. Do we really need fully unsupervised cross-lingual embeddings? In *Proceedings of the 2019 Conference on Empirical Methods in Natural Language Processing and the 9th International Joint Conference on Natural Language Processing (EMNLP-IJCNLP)*, pages 4398–4409.
- Ivan Vulić, Sebastian Ruder, and Anders Søgaard. 2020. Are all good word vector spaces isomorphic? *arXiv preprint arXiv:2004.04070*.
- Guillaume Wenzek, Marie-Anne Lachaux, Alexis Conneau, Vishrav Chaudhary, Francisco Guzmán, Armand Joulin, and Edouard Grave. 2019. [CCNet: Extracting high quality monolingual datasets from Web crawl data](#). *CoRR*, abs/1911.00359.
- Adina Williams, Nikita Nangia, and Samuel Bowman. 2018. [A broad-coverage challenge corpus for sentence understanding through inference](#). In *Proceedings of the 2018 Conference of the North American Chapter of the Association for Computational Linguistics: Human Language Technologies, Volume 1 (Long Papers)*, pages 1112–1122. Association for Computational Linguistics.
- Shijie Wu, Alexis Conneau, Haoran Li, Luke Zettlemoyer, and Veselin Stoyanov. 2020. Emerging cross-lingual structure in pretrained language models. In *Proceedings of ACL*.



Shijie Wu and Mark Dredze. 2019. [Beto, bentz, becas: The surprising cross-lingual effectiveness of BERT](#). In *Proceedings of the 2019 Conference on Empirical Methods in Natural Language Processing and the 9th International Joint Conference on Natural Language Processing (EMNLP-IJCNLP)*, pages 833–844, Hong Kong, China. Association for Computational Linguistics.

Yonghui Wu, Mike Schuster, Zhifeng Chen, Quoc V. Le, Mohammad Norouzi, Wolfgang Macherey, Maxim Krikun, Yuan Cao, Qin Gao, Klaus Macherey, Jeff Klingner, Apurva Shah, Melvin Johnson, Xiaobing Liu, Lukasz Kaiser, Stephan Gouws, Yoshikiyo Kato, Taku Kudo, Hideto Kazawa, Keith Stevens, George Kurian, Nishant Patil, Wei Wang, Cliff Young, Jason Smith, Jason Riesa, Alex Rudnick, Oriol Vinyals, Greg Corrado, Macduff Hughes, and Jeffrey Dean. 2016. [Google’s neural machine translation system: Bridging the gap between human and machine translation](#). *CoRR*, abs/1609.08144.

## A Full data

POS	ar	eu	zh	fi	he	hi	it	ja	ko	ru	sv	tr		
0	62.76	67.25	61.92	80.93	74.11	61.62	89.58	48.27	58.27	86.00	89.32	68.89		
10	83.58	76.18	74.23	82.07	81.06	79.20	90.48	81.67	73.54	85.60	88.41	71.09		
50	90.12	82.30	83.98	82.79	89.80	84.14	93.65	89.28	75.02	88.54	91.18	77.92		
100	91.50	83.83	85.61	85.00	89.90	86.53	93.87	90.97	81.29	89.83	92.13	79.61		
500	94.66	87.72	89.78	88.83	94.83	90.34	95.75	93.76	87.34	93.75	93.55	87.56		
1000	95.35	88.65	91.40	90.79	95.85	93.39	96.30	94.28	90.29	94.31	94.86	89.00		
NER	ar	eu	zh	fi	he	hi	it	ja	ko	ru	sv	tr		
0	63.16	83.81	60.87	91.44	83.16	79.56	91.51	41.21	79.39	83.08	90.43	85.86		
10	82.70	93.44	82.17	92.33	82.55	79.56	92.46	76.28	81.36	85.29	93.88	91.73		
50	86.94	94.37	86.83	93.12	86.99	85.57	92.83	78.53	86.27	89.52	96.02	92.06		
100	87.66	95.12	87.71	93.61	87.67	86.58	93.26	80.90	89.21	90.32	96.02	92.65		
500	90.46	95.36	90.44	94.55	91.03	88.17	94.03	81.50	91.44	91.17	97.09	94.40		
1000	90.46	95.95	91.27	94.31	91.52	90.44	94.96	85.63	92.17	92.84	97.33	94.39		
DEP	ar	eu	zh	fi	he	hi	it	ja	ko	ru	sv	tr		
0	44.46	50.31	51.41	65.66	62.65	42.75	81.76	36.93	38.98	68.85	79.79	51.11		
10	71.00	57.23	57.73	65.13	74.75	56.76	85.80	77.67	52.76	75.23	79.55	55.22		
50	75.84	63.99	66.73	69.26	79.45	72.84	88.10	85.75	63.76	77.95	81.89	59.73		
100	78.50	65.70	69.91	70.25	80.98	78.47	88.54	88.35	68.00	79.78	81.93	62.54		
500	82.73	72.37	77.19	75.04	87.99	85.99	90.63	91.90	76.55	84.59	84.51	67.71		
1000	83.85	74.75	80.12	78.00	89.54	90.31	91.97	93.63	79.49	86.45	85.21	70.58		
XNLI	fr	es	el	bg	ru	tr	ar	vi	th	zh	hi	sw	ur	de
0	75.05	74.71	68.68	69.50	69.34	62.18	65.53	70.88	54.69	69.26	61.50	49.84	59.38	72.34
10	75.09	73.62	67.04	69.35	69.80	61.86	65.56	69.26	55.30	70.89	61.92	51.79	59.28	71.63
50	74.60	73.91	66.44	68.37	69.05	60.99	64.63	70.29	51.17	71.32	60.08	49.95	58.83	71.43
100	73.85	73.50	65.67	68.47	70.24	60.13	64.93	69.59	51.68	71.46	60.01	48.96	58.78	71.60
500	75.36	74.97	68.04	71.03	70.59	63.21	66.71	72.38	58.12	72.81	64.06	52.26	61.15	73.09
1000	76.20	76.24	68.73	71.73	71.41	65.01	67.04	72.35	59.19	73.47	64.75	52.47	62.38	73.21
XQUAD	zh	vi	tr	th	ru	hi	es	el	de	ar				
0	48.14	49.02	36.90	27.84	51.86	42.47	54.48	42.90	56.22	46.40				
2	48.93	50.50	40.87	39.43	51.07	44.19	56.14	46.46	56.66	46.99				
4	49.72	51.38	40.22	41.24	51.33	45.90	56.62	47.25	56.38	46.57				
6	50.81	50.81	41.59	44.04	51.20	46.81	57.14	47.16	56.40	47.45				
8	51.53	51.29	41.99	45.28	51.29	47.10	57.45	47.95	57.07	48.21				
10	50.87	51.57	42.55	46.05	52.05	48.06	57.03	48.60	57.29	47.82				

Table 5: Final results with a different number of target-language data instances  $k$ , per language. Random sampling is used.

## B Score gain trends

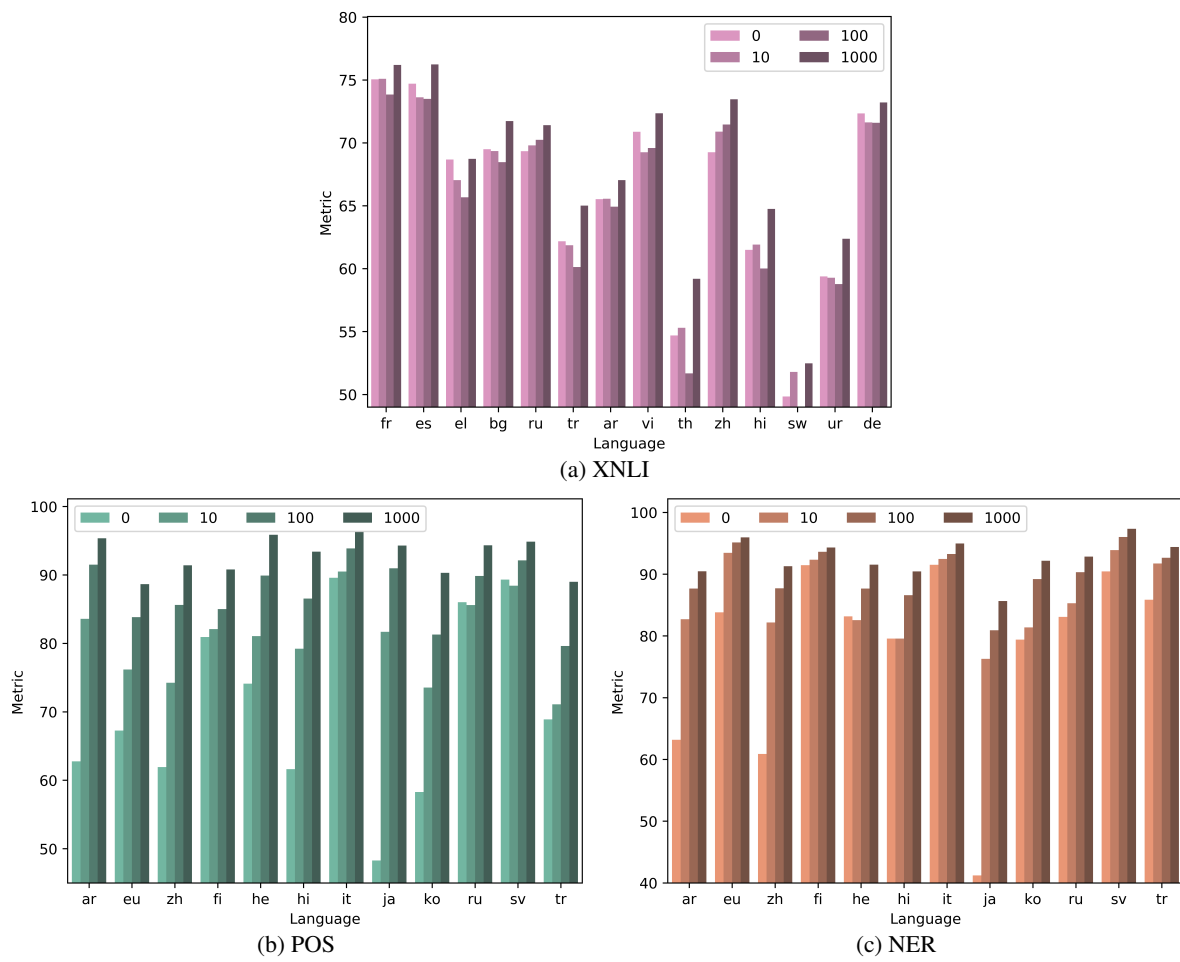


Figure 3: Few-shot results for each language with varying  $k$  for the remainder of tasks. All tasks report accuracy.