

# Knowledge Graph Embeddings and Explainable AI

Federico BIANCHI<sup>a</sup> Gaetano ROSSIELLO<sup>b</sup> Luca COSTABELLO<sup>c</sup>  
Matteo PALMONARI<sup>d</sup> Pasquale MINERVINI<sup>e</sup>

<sup>a</sup>*Bocconi University*

<sup>b</sup>*IBM Research AI*

<sup>c</sup>*Accenture Labs*

<sup>d</sup>*University of Milan-Bicocca*

<sup>e</sup>*University College London*

**Abstract.** Knowledge graph embeddings are now a widely adopted approach to knowledge representation in which entities and relationships are embedded in vector spaces. In this chapter, we introduce the reader to the concept of knowledge graph embeddings by explaining what they are, how they can be generated and how they can be evaluated. We summarize the state-of-the-art in this field by describing the approaches that have been introduced to represent knowledge in the vector space. In relation to knowledge representation, we consider the problem of explainability, and discuss models and methods for explaining predictions obtained via knowledge graph embeddings.

**Keywords.** Knowledge Graphs, Knowledge Graph Embeddings, Knowledge Representation, eXplainable AI

## 1. Introduction

A knowledge graph [39] (KG) is an abstraction used in knowledge representation to encode knowledge in one or more domains by representing entities like *New York City* and *United States* (i.e., nodes) and binary relationships that connect these entities; for example, *New York City* and *United States* are connected by the relationship *country*, i.e., *New York City* has *United States* as a country. Most of KGs also contains relationships that connect entities with *literals*, i.e., values from known data structures such as strings, numbers, dates, and so on; for example a relationship *settled* that connects *New York City* and the integer *1624* describe a property of the entity *New York City*. More in general, we can view a KG under a dual perspective: as a *directed labeled multi-graph*, where nodes represent entities or literals and labeled edges represent specific relationships between entities or between an entity and a literal, and as a set of *statements*, also referred to as *facts*, having the form of subject-predicate-object triples, e.g., (*New York City*, *country*, *United States*) and (*New York City*, *settled*, *1624*). In the following, we will use the notation (h, r, t) (head, relation, tail) to identify a statement in KG, as frequent in the literature about KG embeddings.

The entities described in KGs are commonly organized using a set of *types*, e.g., *City* and *Country*, also referred to as concepts, classes or data types (when referred

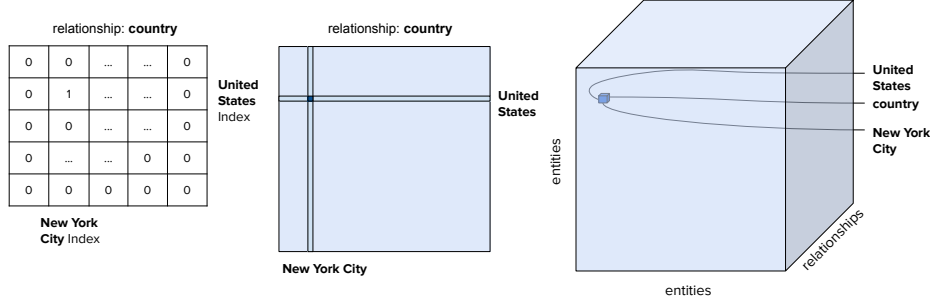


Figure 1. Binary adjacency representation of a KG.

to literals). For example, the statement (New York City, type, City) states that the entity New York City has type City. Indeed, these types are often defined in what is generally referred to as the *ontology* [21]. An ontology is a formal specification of the meaning of types and relationships expressed as a set of logical constraints and rules, which support automated reasoning. For example, DBpedia [3], a knowledge graph built upon information extracted from Wikipedia, describes more than 4 million entities and has 3 billion statements<sup>1</sup>.

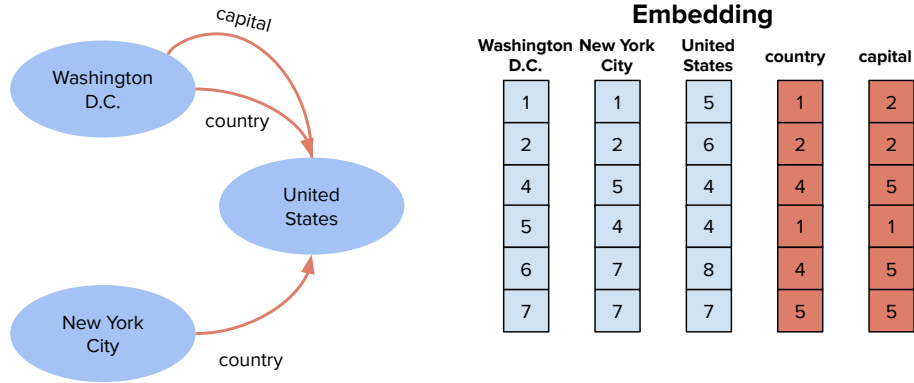
While KGs can be described using a graph, a nice and simple way to visualize a knowledge graph is considering it as a 3-order adjacency tensor (i.e., a 3-dimensional tensor describing the structure of the KG). Formally a 3-dimensional adjacency tensor is defined as  $T \in \mathbb{R}^{N \times R \times N}$ , where  $N$  is the number of entities and  $R$  is the number of relationships. Each dimension of the tensor corresponds to (head, relation, tail) respectively.

More formally, assume we have a KG  $\mathcal{G} = \{(e_i, r_j, e_k)\} \subseteq \mathcal{E} \times \mathcal{R} \times \mathcal{E}$ , where  $\mathcal{E}$  and  $\mathcal{R}$  denote the sets of entities and relations in the KG, respectively, with  $|\mathcal{E}| = N$  and  $|\mathcal{R}| = R$ . The adjacency tensor  $T \in \mathbb{R}^{N \times R \times N}$  is defined as follows:

$$T_{i,j,k} = \begin{cases} 1 & \text{if } (e_i, r_j, e_k) \in \mathcal{G}, \\ 0 & \text{otherwise.} \end{cases}$$

To visualize this, imagine a simple adjacency matrix that represents a single relation, such as the *country* relation: the two dimensions of the matrix correspond to the head entity and the tail entity. Each entity corresponds to a unique index: given a triple (New York City, country, United States), we have a 1 in the cell of the matrix corresponding to the intersection between the  $i$ -th row and the  $j$ -th column, where  $i, j \in \mathbb{N}$  are the indices associated with New York City and United States, respectively. On the other hand, any cell in the adjacency matrix corresponding to triples not in the KG contains a 0. If we consider more than one relationship and we stack them together, we obtain a 3-dimensional tensor, generally referred to as the binary tensor representation of a KG. See Figure 1 for a simple visualization of this concept.

<sup>1</sup><https://wiki.dbpedia.org/about/facts-figures>



**Figure 2.** Starting from a knowledge graph, embedding methods generate representations of the elements of the knowledge graph that are embedded in a vector space. For example, these representations could be vectors. Vectors encode latent properties of the graph and for example similar entities tend to be described with similar vectors.

The term “knowledge graph embeddings” refers to the generation of vector representations of the elements that form a knowledge graph<sup>2</sup>. Essentially, what most methods do is to create a vector for each entity and each relation; these embeddings are generated in such a way to capture latent properties of the semantics in the knowledge graph: *similar* entities and *similar* relationships will be represented with *similar* vectors. Figure 2 provides an intuitive example of what a knowledge graph embedding method does. The tensor representation introduced above is frequently used in many KG embedding methods that learn embeddings by using dimensionality reduction techniques over the tensor.

The elements are generally represented in a vector space with low dimensionality (with values ranging from 100 dimensions to 1000 dimensions) and one key aspect is given by the notion of similarity: in a vector space similarity can be interpreted with the use of vector similarity measures (e.g., cosine similarity, in which two vectors are more similar if the angle between them is small).

An important task is to find ways to extend KGs adding new relationships between entities. This task is generally referred to as link prediction or knowledge graph completion. Adding new facts can be done with the use of logical inference. For example, from a triple (Washington D.C., capital, United States) we can infer (Washington D.C., country, United States). Inferring this last fact comes from background knowledge encoded in an axiom that specifies that if a city is a capital of a country, it is also part of that country (e.g., as encoded by a first order logic rule such as  $\forall X, Y : \text{capital}(X, Y) \Rightarrow \text{country}(X, Y)$ ). Unfortunately, many knowledge graphs have many observed facts and fewer axioms or rules [87].

KG embeddings can be used for link prediction, since they show interesting predictive abilities and are not directly constrained by logical rules. This property comes at the

<sup>2</sup>Note that knowledge graph embeddings are different from Graph Neural Networks (GNNs). KG embedding models are in general shallow and linear models and should be distinguished from GNNs [78], which are neural networks that take relational structures as inputs.

cost of not being directly interpretable (i.e., the vector representations now encode the latent meaning of the entity/relationship). The explainability of this prediction is often difficult because the result comes from the combination of latent factors that are embedded in a vector space and an evaluation of the inductive abilities of these methods is still an open problem [87].

Knowledge graph embeddings projected in the vector space tend to show interesting latent properties [61]; for example, *similar* entities tend to be close in the vector space. The value of similarity in the latent space is a function that depends on the way knowledge graph embeddings are generated. Similarity is also important under the point of view of explaining the meaning. For instance, we might not know the meaning of the entity *New York City*, but it can be inferred from its topic by looking at closest entities in the geometric space (i.e. *Washington D.C.* and *United States*).

The components of the vectors representing the entities and relations are not explainable themselves, and it can be hard to assign a natural language label that describes the meaning of that component. However, we can observe how different entities and relationships are related within the graph by analyzing its structure – which was also used to generate the vector-based representations. In addition, the training is driven by a similarity principle, which can be easily understood. For example, similar entities have similar embedding representations, and the same is true for similar relationships. Thus, while it is not possible to explain the exact difference between two vectors of two entities, we can refer to this similarity when using the vectors in more complex neural networks that use these vectors and the additional information to enrich the network capabilities.

Knowledge graph embeddings have been used in different contexts including recommendation [40,91,106], visual relationship detection [4] and knowledge base completion [11]. Moreover, knowledge graph embeddings can be used to integrate semantic knowledge inside deep neural networks, thus enriching the explainability of pure black-box neural networks [48,38], but they also come with some limitations.

In this chapter, we describe how to build embedding representations for knowledge graphs and how to evaluate them. We discuss related work of the field by mentioning the approaches that improved the state-of-the-art results. Then, we focus on knowledge graph embeddings to support explainability, i.e. how knowledge graph embeddings can be adopted to provide explanations by describing the relevant state-of-the-art approaches. Similarity comes has a key factor also in the context of explainability, in recommender systems for example, similarity is a key notion to express suggestions to users.

### 1.1. Overview of this Chapter

This chapter provides an overview of the field in which we describe how KG embeddings are generated and which are the most influential approaches in the field up to date. Moreover, the chapter should also describe which are the possible usages for KG embeddings in the context of explainability. In the recent literature, many approaches for knowledge graph embeddings have been proposed; we summarize the most relevant models by focusing on the key ideas and their impact on the community.

In Section 2 we give a more detailed overview related to how a knowledge graph embedding method can be defined and trained. We will describe TransE [11], one of the most popular models, and then we will briefly explain how information that does not come from the knowledge graph can be used to extend the capabilities of the embedding

models. This will be a general introduction that should help the reader understand how the methods introduced in the other sections work.

In Section 3, we describe the approaches we have selected. We summarize what researchers have experimented within the field, giving to the reader the possibility of exploring different possible ways of generating knowledge graph embeddings. Note that it is difficult to describe which is the best model for a specific task because evaluation results are greatly influenced by hyper-parameters (see Section 3.5). Nevertheless, we think that most of the approaches have laid the basis for further development in the field and are thus worth describing. We then describe how knowledge graph embeddings are evaluated, showing that the main task is link prediction and that the datasets used have changed over the years. Link prediction is a task that requires high explainability, something that in the context of knowledge graph embeddings is often missing. In general, ComplEx [88] is often considered as one of the best performing models [4] and gives stable results in inductive reasoning tasks [87].

Then, in Section 4, we focus on explainability. Explainability is a difficult term to define [53]. Knowledge graph embeddings are not explainable by default, because they are sub-symbolic representations of entities in which latent factors are encoded. Knowledge graph embeddings can be used for link prediction, but the prediction is the result of the combination of latent factors that are not directly interpretable. However, there is recent literature that explores the usage of embeddings in the context of explainable and logical inferences.

We conclude this chapter in Section 5, where we summarize our main conclusions and we describe possible future directions for the field.

*Additional Resources* Several works that provide an overview of knowledge graph embeddings have been proposed in the literature. We point the reader to [28] that contains a nicely written survey of approaches that are meant to support the embedding of knowledge graph literals and to [92] for another overview on knowledge graph embeddings. As knowledge graph embeddings provide sub-symbolic representations of knowledge there is a recent increasing interest in finding ways to interpret how these representations interact [1]. Inductive capabilities of knowledge graph embeddings methods have been recently evaluated [87].

## 2. Knowledge Graph Embeddings

*A Short Primer* In this first part, we are going to define the general elements that characterize a knowledge graph embedding method. To better illustrate how knowledge graph embeddings are created we focus our explanation on one of the seminal approaches of the field, TransE [11]. We will introduce how TransE embeddings can be generated and how a method like TransE can be extended to consider information that is not included in the set of triples. While we will describe TransE-specific concepts, most of what it is explained in this section is still valid for other methods in the state of the art.

Nowadays, a plethora of approaches to generate embedded representations of KGs exists [11,67,96,52,88]. In 2011, RESCAL [67] was the first influential model to create embedded representations of entities and relationships from a KG by relying on a tensor factorization approach upon the 3-dimensional tensor generated by considering subject entity, predicate entity and object entity as the 3 dimensions of the tensor. There

are mainly three elements that are used to distinguish a method to generate KGs embedding: (i) the choice of the representations of entities and relationships, in general vector representations of real numbers are used [11,96], but there are methods that use matrices to represent relationships [67] and complex vectors to represent entities and relationships [88]; (ii) the so-called scoring function, which we will refer to as  $\phi$ . This function is used to aggregate the information coming from a triple, and is generally referred to as the function that estimates the *likelihood* of the triple; lastly (iii) the loss function, which defines the objective being minimized during the training of the knowledge graph embedding model.

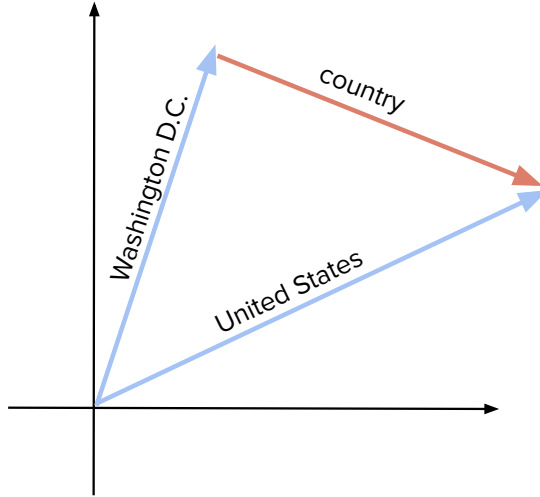
Changes in these three elements is what generally makes one model better than the other (although, see Section 3.5, where we explain the impact of different hyperparameters on the comparison). Scoring functions can be extended with many different information like, information coming from images [98] or numerical and relational features [26], in which the entity vector of a scoring function might be represented with the aggregation of image representations of that entity or textual content, an entity can be represented by aggregating the information contained inside its textual description. At the same time, loss functions can be extended considering different parameters, e.g., it is possible to extend a loss function by adding regularization. The interaction between the entity vectors and the relationship vectors is modulated by the score function. The score function computes a confidence value of the likelihood of a triple.

The learning process requires both positive and negative data in input and KGs contain only positive information. In KG embeddings the generation of negative is generally achieved generating *corrupted triples* i.e., triples that are false. For example, if in a knowledge graph we have the triple (New York City, country, United States), a simple corrupted triple is (United States, country, New York City). Note that despite these training procedures might have several limitations, different methods have been proposed to optimize the selection of good negative samples. One of the most advanced techniques is KBGAN [13] that proposes an adversarial method to generate effective negative training examples that can improve the representations of the knowledge graph embedding.

*Making Knowledge Graph Embeddings* TransE [11] uses  $k$ -dimensional vectors to represent both entities and relationships; the score function that the authors propose as the following form  $d(\mathbf{h} + \mathbf{r}, \mathbf{t})$ , where the  $d$  function can be the L1 or the L2 norm. The driving idea of this score function is that the sum of the subject vector with the predicate vector should generate the vector representation of the object as output (i.e.  $\mathbf{h} + \mathbf{r} \approx \mathbf{t}$ ), in general the scoring function can be also defined as  $d(\mathbf{h} + \mathbf{r}, \mathbf{t}) = \|\mathbf{h} + \mathbf{r} - \mathbf{t}\|$ . The loss function defined to learn the representations is instead:

$$\mathcal{L} = \sum_{h,r,t \in \mathcal{S}} \sum_{h',r',t' \in \mathcal{S}'_{h,r,t}} [\gamma + d(\mathbf{h} + \mathbf{r}, \mathbf{t}) - d(\mathbf{h}' + \mathbf{r}', \mathbf{t}')]_+,$$

where  $[x]_+$  is the positive part of  $x$  and  $\gamma$  is a margin hyper-parameter. And  $\mathcal{S}'_{h,r,t}$  is the set of corrupted triples.  $d(\mathbf{h} + \mathbf{r}, \mathbf{t})$  is the score of the true triple while  $d(\mathbf{h}' + \mathbf{r}', \mathbf{t}')$  is the score of the true triple. This loss function favors low values of  $d(\mathbf{h} + \mathbf{r}, \mathbf{t})$  with respect to the corrupted triples, in such a way that the function can be effectively minimized. It is possible to optimize the representation through the use of gradient-based techniques that are now common in machine learning. Figure 3 shows how TransE combine entities and



**Figure 3.** Example of how TransE represents and models the interactions between entities and relationships in vector space.

relationships in the scoring function. Through the training process, TransE learns vector representations of entities and relationships.

*Augmenting Knowledge Graph Embeddings* Knowledge graph embeddings can be generated by considering information that is not included in the graph itself. Different methods have been introduced to extend knowledge graph embeddings by adding novel information outside from the one provided by knowledge graph triples and we will give a more detailed overview in the next section, here we describe a method that extends TransE using textual information; adding elements to the score function allows us to include novel information inside our representations.

Description-Embodied Knowledge Representation Learning (DKRL) [100] jointly learns a structure-based representation  $h_s$  (as TransE) and a description-based representation  $t_d$  that can be used in an integrated scoring function, thus combining the relative information coming from both text and facts. To extend with additional information a model like TransE, the scoring function can be extended to optimize also other representations. For example, DKRL uses the following scoring function:

$$\|\mathbf{h}_s + \mathbf{r} - \mathbf{t}_s\| + \|\mathbf{h}_d + \mathbf{r} - \mathbf{t}_d\| + \|\mathbf{h}_s + \mathbf{r} - \mathbf{t}_d\| + \|\mathbf{h}_d + \mathbf{r} - \mathbf{t}_s\|.$$

Optimizing this joint score function allows us to combine the information coming from both text and triples. In detail, DKRL uses convolutional neural networks to generate description based representations for the entities. Different information can be used to extend the embedding such as images, logical rules, and textual information. In general, the process to introduce new information relies on the extension of the scoring function. Often adding more information allows us to extend the capabilities of the model. For example, the use of text-based representations allows us to generate vector representations of entities for which we have a description but that are not present in the KG.

Method	Scoring Function	Representation
RESCAL [67], 2011	$\mathbf{h}^\top \mathbf{W}_r \mathbf{t}$	$\mathbf{h}, \mathbf{t} \in \mathbb{R}^d, \mathbf{W}_r \in \mathbb{R}^{d \times d}$
TransE [11], 2013	$-  \mathbf{h} + \mathbf{r} - \mathbf{t}  $	$\mathbf{h}, \mathbf{t}, \mathbf{r} \in \mathbb{R}^d$
DistMult [103], 2014	$\langle \mathbf{h}, \mathbf{r}, \mathbf{t} \rangle$	$\mathbf{h}, \mathbf{t}, \mathbf{r} \in \mathbb{R}^d$
HolE [66], 2016	$\langle \mathbf{r}, \mathbf{h} \otimes \mathbf{t} \rangle$	$\mathbf{h}, \mathbf{t}, \mathbf{r} \in \mathbb{R}^d$
CompLE [88], 2016	$\text{Re}(\langle \mathbf{h}, \mathbf{r}, \bar{\mathbf{t}} \rangle)$	$\mathbf{h}, \mathbf{t}, \mathbf{r} \in \mathbb{C}^d$
RotatE [82], 2019	$-  \mathbf{h} \circ \mathbf{r} - \mathbf{t}  ^2$	$\mathbf{h}, \mathbf{t}, \mathbf{r} \in \mathbb{C}^d,  r_i  = 1$

**Table 1.** A short list with knowledge graph embedding approaches with the respective scoring functions and the representation space used for entities and relationships. Lowercase elements are vectors, while uppercase elements are matrices,  $\otimes$  is the circular correlation.  $\bar{\mathbf{t}}$  defines the complex conjugate of an  $\mathbf{t}$  and  $\text{Re}$  denotes the real part of a complex vector. We sampled these approaches by considering the novelty they introduced at the time they were presented. Score functions are based on those published in [82,6].

### 3. State-of-the-art Knowledge Graph Embeddings

In this section, we review some of the algorithms that have been introduced in the state of the art. Our main objective is to give the reader an overview of the research that has been done until now and which are the key points in the knowledge graph embedding field.

#### 3.1. Structure-based Embeddings

Approaches that focus on the use of knowledge graph facts have also been called *fact alone* methods by other authors [92]. Table 1 shows the different scoring function that can be used to define different knowledge graph embeddings methods. The two main categories of approaches are the *translational models* and the *bilinear models*. Translational models are often based on learning the translations from the head entity to the tail entity (e.g., TransE) while bilinear models often tend to use a multiplicative approach and to represent the relationships as matrices in the vector space. In general, bilinear models obtain good results in the link prediction tasks [44]. Main models of this category are RESCAL [67], DistMult [103], CompLE [88].

*Translational Models* We have described how TransE behaves in the previous section. Note that TransE does not efficiently learn the representations for 1-to-N relationships in a knowledge graph. This comes from how the scoring function is defined: suppose the existence of the triples (New York City, locatedIn, State of New York), (New York City, locatedIn, United States). Eventually, a scoring function consistent with  $\mathbf{s} + \mathbf{p} \approx \mathbf{o}$ , would make the entities State of New York and United States similar, since the elements  $\mathbf{s}$  and  $\mathbf{p}$  of the formula are fixed. Novel models in the translational group have been introduced to reduce the effect of this problem; we can cite in this category TransH [96] and TransR [52]. In general, translational models have the advantages of having a concise definition and getting good performances. In this same category, recent and relevant approaches are RotatE [82] and HAKE [107].

*Bilinear Models* RESCAL [67] is based on the factorization of the tensor (see Figure 2 and has a high expressive power due to the use of a full rank matrix for each relationship in the score function  $\mathbf{h}^\top \mathbf{W}_r \mathbf{t}$ , where the interaction between the elements comes under the form of vector-matrix products. At the same time, the full rank matrix is prone



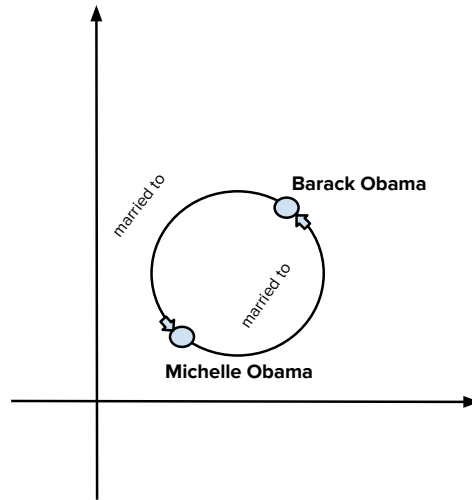
to overfitting [107] and thus researchers that studied bilinear models have added some constraints on those representations. Indeed, DistMult [103] interprets the matrix  $\mathbf{W}_r$  as a diagonal matrix, not making difference between head entity and tail entity and thus forcing the modeling of symmetric relationships [44,87]:  $\phi(h, r, t) = \phi(t, r, h), \forall h, t$ , that force symmetry even for anti-symmetric relationships (e.g., `country`, `hypernym`).

At the same time DistMult was extended by ComplEx that models the vectors in a complex vector space to better account for anti-symmetric relationships. HolE [66] uses circular correlation, a non commutative operation between vectors, that allows us to effectively surpass the  $\phi(h, r, t) = \phi(t, r, h)$  problem that DistMult had. Note that it has been proved that HolE and ComplEx are isomorphic [36]. ANALOGY [54] is a model that extends the scoring function by considering analogical relationships that exist between entities given the relationships. In their paper [54], the authors have shown that DistMult, ComplEx and HolE are special cases of ANALOGY.

*Neural Models* Another group with a lower number of proposed approaches consists of neural networks-based models; the Neural Tensor Network [81] is an approach for knowledge graph embeddings that uses a score function that contains a tensor multiplication, that depends on the relationship, to relate entity embeddings, this type of operation provides some interesting reasoning capabilities and was also used in later approaches as a support for reasoning using neural networks in a neural-symbolic model [80]. Instead, ConvE [18] introduces the use of convolutional layers, thus being closer to deep learning approaches. While effective, this method suffers from limited explainability and more variation given by the number of hyperparameters that increases with the number of layers [82].

*Recent Approaches* We hereby summarize some recent approaches that have been introduced in the literature and that are relevant with respect to the results they obtained and the ideas that stand behind them.

- Hierarchy-Aware Knowledge Graph Embedding (HAKE) [107] is one of the few models that also consider the fact that elements in the knowledge graph belong to different levels of the hierarchy (e.g., the authors use the triple *arbor/cassia/palm*, *hypernym*, *tree* as an example of elements at different levels of the hierarchy). Using polar coordinates they are able to distribute the hierarchical knowledge inside the representations.
- RotatE [82] was introduced to provide a method to effectively represent symmetric properties in knowledge graph embeddings. The authors of this paper propose to use rotation in a complex space to support symmetry and other properties. In Figure 4 we show how rotation can effectively support the definition of relationships that are symmetric; the rotation allows you to interpret symmetry as a geometric property. Authors prove that their model, implemented inside a complex vector space, can capture properties like symmetry, inversion, and composition.
- TuckER [6] is a recent approach that also uses tensor factorization for knowledge graph embeddings obtaining good results over the link prediction task.
- Another recent approach tries to apply graph convolutional neural networks to generate knowledge graph embeddings, and this might influence a new way of dealing with knowledge graph structures [79].
- Contextualized Knowledge Graph Embeddings [31] (COKE) is a method that has been inspired by recent results of contextual representation of words [68]: using



**Figure 4.** Example of how the use of rotation can support the definition of properties that are symmetric in the vector space. Image is adapted from [82].

transformers [89], the authors propose to capture the different meanings an entity can assume in different parts of the knowledge graph. For example, the entity Barack Obama is connected to entities related to politics, but also to the entity that represents members of his family, showing two different *contextual meanings* of the same entity. The main difference between COKE and other models is that it models the representations based on the context and thus, differently from other methods, it provides representations that are not static.

- SimpleE [44] extends canonical Polyadic tensor decomposition (CP) [37] to provide good embeddings for link prediction. CP poorly performs on link prediction because it learns two independent embeddings for each entity. SimpleE makes use of inverse relationships to jointly learn the two embeddings of each entity.
- Quantum embeddings [27] are a novel method to embed entities and relationships in a vector space and the representations are generated following ideas that come from quantum logic axioms [10]. These embeddings preserve the logical structure and can be used to do both reasoning and link prediction.

### 3.2. Enhanced Knowledge Graph Embeddings

While most of the previous approaches rely mainly on the use of the triples present in the knowledge graph to generate the vector representations; additional information (or different information) can be used inside the embeddings to generate vectors that account for a better representation. As noted by [92] attributes (like gender) need to be model in an efficient way: the attribute *male* is connected to multiple entities and thus model like TransE might not be adequate to treat this issue; in the literature, there are in fact models that have been proposed to account for better handling of these attributes [51].

*Path-based Embeddings* While the most common approaches use a score function that is based on triples, more recent approaches try to consider also the information that comes from a path on the graph [50,33]. There are approaches that focus on the use of Recurrent Neural Networks (RNNs) to tackle the task of multi-hop predictions [104,16].

*Distributional Embeddings* An alternative approach to generate embeddings comes from the computational linguistics field and it is represented by those models that view language under a distributional perspective in which the meaning of words in a language can be extracted from the usage of those words in the language. Word2vec [59] is a model that embeds words in the vector space by eventually putting words that appear in similar contexts in close positions of the vector space. In the same way, on Wikipedia using user-made links [7] or using entity linking [9] it is possible to generate embeddings of the entities of a knowledge graph using the word2vec algorithm [59]. For example, Wiki2vec<sup>3</sup> uses word2vec over Wikipedia text and generates the representations for both entities (by looking at links co-occurrence) and words. TEE [9] proposes to use entity linking to first disambiguate text and generate sequences of entities and then use the knowledge graph to replace the sequences of entities with sequences of most specific types; using word2vec one can generate entity and type embeddings based on the distribution in text. Methods that are based on entity linking suffer from low coverage, caused by the entity linking quality. In general, these models do not provide a direct way to embed relationships. Another prominent model in this category is RDF2Vec [72]: it uses an approach that combines techniques from the word embeddings community with knowledge graphs. It generates embeddings of entities and relationships by first creating a virtual document that contains lexicalized walks over the graph and then use word embeddings algorithm on the virtual document to create the representations.

*Text-Enhanced Embeddings* There instead exists a variety of models that makes use of textual information [97,23,95,100,99,41,2] to enhance the performance of knowledge graph embeddings techniques. These pre-trained representations can be used to initialize knowledge graph embeddings and to generate representations that can, in some cases, outperform other baselines [103]. As stated in the previous section, the use of textual information can be useful to generate the representations of the entities even when they are not present in the knowledge base. For example, Text-enhanced Knowledge Embedding [97] (TEKE) focuses on Wikipedia inner links and replaces them with Freebase entities and then constructs a co-occurrence network of entities and words in the text; eventually, this information is used to enrich the contextual representation of the elements of the knowledge graph. Jointly [95] is an embedding method in which textual knowledge is used to enrich the representation of entities and relationships. In this work, both entities and words are aligned into a common vector space; vectors associated with words and entities that represent a common concept are then forced to be closer in the vector space by combining different loss functions. Description-Embodied Knowledge Representation Learning (DKRL) [100] includes the description of the entities in the representation. DKRL uses a convolutional layer to encode the description of the entity into a vector representation and use this representation in the loss function. Words vectors coming from the entity description can be initialized with the use of word2vec embeddings. The model learns two representations for each entity, one that is structure-based (i.e., like TransE)

---

<sup>3</sup><https://github.com/idio/wiki2vec>

and one that is based on the descriptions. One key advantage of DKRL [100] is that it offers the possibility of doing zero-shot learning of entities by using the description of the entities themselves.

*Image Enhanced Embeddings* Image-embodied Knowledge Representation Learning [101] (IKRL) provides a method to integrate images inside the scoring function of the knowledge graph embedding model. Essentially, IKRL uses multiple images for each entity and use the AlexNet convolutional neural network [46] to generate representations for the images; these representations are then selected and combined with the use of attention to be finally projected in the entity space, generating an image specific representation for images. Recently, approaches to exploit *multi-modal learning* on knowledge graph embeddings that combine image features and other information have also been introduced in the state-of-the-art [98,55].

*Logic Enhanced Embeddings* There are approaches that account for the combination of logic and facts [93,29,30,74] for knowledge representation. KALE is a model that combines facts and rules using fuzzy logic [29]. There are other approaches that try to embed knowledge graphs by keeping the logical structure consistent, we mentioned embedding with quantum axioms in Section 3.1, but there are other methods that starts with the objective of doing logical reasoning over embedded representations [80,73] (we will present more details of these approaches in the Section 4, where we discuss explainability).

Researchers have shown that it is possible to combine facts and first-order formulae using a joint optimization process. In [75], the authors propose a general approach for incorporating first-order logic formulae in embedding representations. During training, their approach samples sets of entities, and jointly minimizes the negative likelihood of the data and a loss function measuring to which extent the model violates the given rules with respect to the sampled entities. A shortcoming of this approach is that it relies on a sampling procedure, and it provides no guarantees the model will still produce predictions that are consistent with the logic rules for entities that were not observed during training. To overcome this shortcoming, in [61] authors incorporate equivalency and inversion axioms between relations by only regularizing the relation representations during the training process, where the shape of the regularizers are derived from the axiom and the model formulations. A similar idea is followed by [17] for incorporating simple implications between two relations. In [63], authors propose using adversarial training for incorporating general first-order logic rules in entity and relation representations: during training, an adversary searches for entities where the model violates the given constraints, and the model is regularized in order to correct such violations. Entities can be searched either in entity or in entity embedding space; in the latter case, the problem of finding the entity embeddings where the model maximally violates the logic rules can be efficiently solved via gradient-based optimization.

*Schema-Aware Embeddings* Few models in the state of the art focus on the differences between instances (i.e., entities) of a knowledge graph and concepts (like, Country, City and Place) [56]. Schema-rules can be useful to define constraints over score predictions. For example, they have been used to learn predicate specific parameters to decrease, in an adaptive way, the score of relationships that might be conflicting with schema rules [62].

TransC [56] proposes an interesting representation for concepts, in which each concept is represented as a sphere and each entity is a vector. An instance-of relationship can be easily verified by checking if the entity is contained inside the sphere. In one of the previous sections, we mentioned HAKE (Hierarchy-Aware Knowledge Embeddings) [107] as a recent method that considers the hierarchical topology in the embedding. This aspect is also important in the context of analysis over explainability: modeling ontologies is a needed step to learn how to model logical reasoning and provide justifiable inferences, however, not all methods are capable of modeling rules [32].

There are also approaches that considers the fact that the ontology can be used to provide better representations, for example Type-embodied Knowledge Representation Learning (TKRL) [102]. Given a triple  $h, r, t$ , the subject  $\mathbf{h}$  and the object  $\mathbf{t}$  are projected to the type spaces of this relation as  $\mathbf{h}_r$  and  $\mathbf{t}_r$ , the projection matrices become type-specific. TKRL optimizes the following scoring function:  $\|\mathbf{h}_r + \mathbf{r} - \mathbf{t}_r\|$ . In this group we also include TRESKAL [14] an extension of RESKAL [67] that considers types in the tensor decomposition. On the other hand, there do exist approaches that generate the representations of ontology concept by taking in consideration the co-occurrence of types in text [9].

*Hyperbolic Embeddings* Many approaches in the state-of-the-art rely on the use of representations in the Euclidean space. However, when dealing with the representations of tree-like structures (e.g., some ontologies can be interpreted as trees) Euclidean spaces have to rely on many dimensions and are not suited to represent trees. Euclidean geometries rely on Euclid's axiom of the parallel lines, but there do exist other geometries that do not consider it. Hyperbolic geometries allow us to use hyperbolic planes where trees can be effectively encoded. These approaches have been now widely used to represent tree-like structure [65,83,77] and received recognition in natural language processing [47,85,90]. In general, these approaches have been applied to ontological trees (e.g., the WordNet hierarchy) and cannot account for knowledge graph structures that are more complex. Recently, embedding in the hyperbolic plane has shown to be effective also for knowledge graphs [5,45] since they can provide better ways to model topological structures [45].

*Temporal Knowledge Graph Embeddings* There are also approaches that are meant to account for temporality in knowledge graph embeddings by considering temporal link prediction (i.e., consider that some predicates, like *president of*, have values that change over time) and to study the evolution of knowledge graphs over time [42,22,25]. For example, recurrent neural networks can be used to learn time-aware relation representations [25].

### 3.3. Evaluation and Replication

Evaluation in knowledge graph embeddings is often based on link prediction. In general, the link prediction task can be defined as the task of finding an entity that can be used to complete the triple  $(h, r, ?)$ ; for example, (New York City, country, ?), where ? is United States. To compute the answer for the incomplete triple generally the score function is used to estimate the *likelihood* of the entities. The procedure is the following: for each triple to test, we remove the head and we compute the value of the score function for each of the entities that we have in the dataset and we rank them from higher to

Dataset	# Entities	# Relations	Train	Validation	Test
FB15k	14,951	1,345	483,142	50,000	59,071
FB15k-237	14,505	237	272,115	17,535	20,466
WN18	40,943	18	141,442	5,000	5,000
WN18RR	40,943	11	86,835	2,824	2,924
YAGO3-10	123,182	37	1,079,040	5,000	5,000

**Table 2.** Number of entities, relationships and training, validation, test triples for the main dataset used in the state-of-the-art.

lowest. Then we collect the rank of the correct entity. The same is done by replacing the tail of the triple. At the end, the average rank is computed, this measure is called Mean Reciprocal Rank (MRR). Another measure that is often used in the link prediction setting is the HITS@K (with K commonly in 1, 3, 10).

[11] uses a *filtering* setting that has become a standard of the evaluation. The evaluation of the MRR is influenced by the fact that some *correct* triples share entity and relationship (e.g., (United States, countryOf, ?) is true for multiple triples) and they can be ranked one over the other in the ranking list, thus biasing the results. What it is typically done when computing the MRR for a triple in this setting is to filter out the other triples that are true and that are present in the training/validation/test set.

FB15k [11] is a subset of Freebase while WN18 [11] is a Word-Net subset. FB15k and WN18 were both introduced in [11] and originally come with a training, validation and test split.

The quality of these two datasets has been argued in more recent work [86,18]. FB15k originally contained triples in the test set that are the inverse of those present in the training set, for example /award/award\_nominee and /award\_nominee/award. While those links are not false, they could bias the results by making the task easier for learning models (i.e., models can just learn that one relationship is the inverse of the other [86], and models that force symmetry, like DistMult, could perform better just because of the dataset used). The same problem was found in WN18 [18]. This brought researchers to introduce two novel datasets, a subset of the original ones, that do not contain easy-to-solve cases. FB15k-237 has been introduced by [86] and WN18RR was introduced by [18] and they are a subset of FB15K and WN18 respectively. Take into account that the DistMult model favored the symmetry between the relationships.

YAGO3-10 [57,18] has recently become quite popular, it contains a subset of the YAGO knowledge graph that consists of entities that have more than 10 relationships each. As noted by [18] the triples in this dataset account for descriptive attributes of people (e.g., as citizenship, gender, and profession). Another really important dataset is Countries [12], which is often used to evaluate how well knowledge graph embeddings learn long term logical dependencies. Note that while in general, the datasets used are the ones we described, some papers introduce new datasets when needed. For example, a subset of the YAGO dataset (namely YAGO39K) has been used to evaluate TransC a work that extended embeddings with the use of concepts [56].

In Table 2 we show numerical data related to these datasets. It is important to notice that these datasets are small with respect to the size of knowledge graphs (e.g., DBpedia has more than 4 million entities).

Link prediction is not the only task on which knowledge graph embedding are evaluated, often the evaluation takes into account the task of triple classification, that is the

task of verifying if a triple is true or false (i.e., it is a binary classification task over input triples).

### 3.4. Open-source Projects on Knowledge Graph Embeddings

Many approaches in the literature share code to reproduce the results in the paper, but often code is written in different languages and does not allow efficient comparison between methods and extensions of the methods. However, there are now some libraries that can be used to replicate the results of different knowledge graph embeddings methods. We cite three and currently active repositories that are popularly used. OpenKE<sup>4</sup> [35], the main repository contains Pytorch code, but the authors made the code available also in tensorflow. Ampligraph<sup>5</sup> [15], a tensorflow library that introduces high-level APIs to generate embeddings. Finally, PyTorch BigGraph is another interesting library for knowledge graph embeddings that has been recently introduced by Facebook that can scale to billions of entities<sup>6</sup> [49].

### 3.5. Limitations of Knowledge Graph Embeddings

Different methods have been introduced in literature and all come with different training methods (e.g., different optimizers, different loss functions, different strategies for sampling negatives). Making the comparison between different methods often difficult and in general not directly possible.

The first hints of these limitations have been outlined in 2017, where a work has shown that most of the approaches introduced until then could be outperformed by the use of a simple well-tuned DistMult model [43]; the other two competitive models were ComplEx [88] and HoIE [66]. As stated by the authors, there is the need to focus on different measures for the evaluation of knowledge graph embeddings<sup>7</sup> and for the intensive study of how hyperparameters are selected. Results are sometime more influenced by training epochs than from actual model complexity.

Recent work [84] shows that KGE models for link prediction are uncalibrated. This is problematic especially for triple classification tasks where users must define relation-specific thresholds, which can be difficult when working with a large number of relation types. Moreover, calibrated probabilities are crucial to provide trustworthy and interpretable decisions (e.g. drug-target discovery scenarios). The authors propose a heuristics that adopts Platt scaling or isotonic regression to calibrate KGE models even without ground truth negatives.

A very recent paper [76] has provided new evidence over the limitations of the evaluation of knowledge graph embedding approaches. Authors found that the results of the approaches vary significantly across studies and that they are very much dependent on experimental settings including hyperparameters and loss functions. The main result of this paper is that the conclusions drawn in different papers probably need to be revised in light of the results. Note that the paper address only structure-based embeddings (to which they refer to as pure knowledge graph embeddings), but since many of the en-

<sup>4</sup><https://github.com/thunlp/OpenKE>

<sup>5</sup><https://github.com/Accenture/AmpliGraph>

<sup>6</sup><https://github.com/facebookresearch/PyTorch-BigGraph>

<sup>7</sup>Note that the work considered experiment over FB15k and WN18.

hanced models are based on knowledge graph embeddings, the conclusions drawn from them should also be revised. This paper suggests the lack of a predefined ground of comparison for the embeddings that was already hinted by the need of updating the evaluation datasets (see Section 3.3, where we explained the limitations of some of the state-of-the-art datasets). The same authors propose LibKGE<sup>8</sup> an open-source library for reproducible research on knowledge graph embeddings that might become useful in providing more robust results to the community.

#### 4. Knowledge Graph Embeddings and Explainability

While explainability is a widely used term and its general meaning is intuitive, there is no agreed definition about what explainability in machine learning is [53]. Explainability in the context of knowledge graph has recently been outlined by [48,38]. In relation to knowledge graph embeddings, explainability has a difficult interpretation: while knowledge graphs are open and in general explainable in terms of direct relationships with other entities, knowledge graph embeddings are often referred to as sub-symbolic, since they represent elements in the vector space, thus losing the original interpretability that comes from logic. The difficulty of mapping vector space representations with logic has been outlined in different work [32,44] and that in general, some rules are impossible to learn with knowledge graph embeddings (i.e., as described by [32] DistMult can only model a restricted class of subsumption hierarchies). Moreover, explainability passes from the definition of methods that support logical reasoning, since logic offers a paradigm that supports reasoning and its inferences are justifiable and verifiable using logical axioms.

The problem in parts originates from the fact that there is no agreed view upon how to measure how explainable a system is; the quest of explainable artificial intelligence remains *how to build intelligent systems able to expose explanation in a human-comprehensible way* [48].

Explainability in knowledge graph embeddings is also important because these latent representations are affected by bias, and social biases have to be taken into consideration when using embeddings for prediction. In fact, as word embedding show stereotypical biases in the representation, evidence of bias in knowledge graph embeddings has been found [24]: males are more likely to be bakers while females are more likely to be home-keepers; this fact could greatly bias the link prediction of novel relationships, think for example of a link prediction system that predicts the most suitable person for a job. Explainability is important in the context of KG embedding because we need to be able to explain these inferences. Same requirement is needed by methods that study drugs effects [58].

What is generally missing is a methodology to effectively explain the predictions of knowledge graph embeddings. From their introduction in the state-of-the-art until now, embedding methods have been mainly evaluated and compared by considering only the accuracy on link prediction tasks. As already outlined in literature [69], studies should also be conducted to evaluate the interpretability and the reason why link prediction is feasible in knowledge graphs. For example, Completion Robustness and Interpretability

---

<sup>8</sup><https://github.com/uma-pi1/kge>



via Adversarial Graph Edits (CRIAGE) [69] explore the robustness of the approaches by seeing how adding and removing facts affects the general performance of the models. CRIAGE can estimate the effect of those modifications and how they influence the predictions; moreover, it can be used to evaluate the sensitivity of the models towards the addition of fake facts. CRIAGE [69] can be indeed used to understand and explain knowledge graph embeddings prediction and explore the limitations and the advantages of different models. In this context, it is worth to cite the closely related, but introduced for graph neural networks, GNNExplainer [105]. GNNExplainer is the first work that provides an approach to make sense of the predictions of a graph network: it can be used to identify the most important parts and features of the graph neural network that influence the prediction of a particular instance (e.g., new link, new node label). While this model has been applied to graph neural network it might be possible to adapt it to knowledge graph embeddings.

[48] provides an overview of the challenges, the approaches and the limitations of Explainable Artificial Intelligence in different fields, such as machine learning, planning, natural language processing, computer vision, etc. In particular, the author focuses on how knowledge graphs could be used to support explanations in order to overtake the limitations in each field.

An advantage of knowledge graph generated representations, with respect to standard representations generated by deep learning algorithms, is that they come with a previous meaning: each entity vector has a connection with the knowledge graph from which it originates; even if the representation is sub-symbolic. Differently from words [59], knowledge graph embedding representations do not suffer from inheriting ambiguity and are can be thus be used more effectively to model reasoning and explainable systems. Moreover, knowledge graph embeddings are not ambiguous in contrast to “pure words” in sentences that are ambiguous; this last fact can also help in context of explainability, since it’s favorable to provide explanations on something that is not ambiguous and that is linked to a knowledge base.

A key combination can come from the usage of knowledge graph embeddings with logical rules, that can provide justification and explainability over inferences. As stated by [48], knowledge graphs could provide a semantic layer to support tasks like question answering that are generally tackled with brute force approaches on text. Knowledge graphs can provide generalization capabilities using logic as the source of the generalization: the KG representations can, in fact, be used as sources of inputs to deep learning algorithms and can be used to bridge two worlds that are apart. Knowledge graph representations are linked to knowledge graphs and are thus connected to a source that has explicit connections.

In fact, there has been a recent spike in the interest for knowledge graph embedding used inside recommender systems to enhance the performance and the explainability of recommendation [40,91,106]. Deep Knowledge-Aware Network [91] is a deep network that is used to include external knowledge, through the use of entity embeddings, inside a news recommendation system; the idea behind this model is to use the information in the knowledge graph to recommend to user news that have a high probability of being clicked. Instead of focusing on word-occurrence based method, like topic models, the proposed model search for more latent factors to use in the recommendation through the use of embeddings. Instead, other researchers have combined embeddings with recurrent

neural networks to account for the recommendation of items based on sequences of user interactions [40].

Many methods for recommendation have limitations regarding the explainability when a multi-hop reasoning is required. In attempt to address this shortcoming, a Knowledge-aware Path Recurrent Network (KPRN) is proposed in [94]. KPRN models the sequential dependencies that connect users and items by also considering the entities and the relationships in between. The running example in the paper is as follows if (Alice, Interact, Shape of You) & (Shape of You, SungBy, Ed Sheeran) & (Ed Sheeran, IsSingerOf, I See Fire) then (Alice, Interact, I See Fire). LSTMs are used to model the sequences of entities and relationships and to predict a recommendation. The embedding of entities and relationships is similar to the path-based embeddings introduced in Section 3.2.

At the same time, the field of conversational agents has also taken into consideration the use of knowledge graph embeddings for explainable conversations [64]. OpenDialog [64] is a corpus in which there is a parallel alignment between the knowledge graph and the dialogues. The authors of the paper propose also an attention-based model that can learn knowledge paths from entities mentioned in the dialog contexts and predicts novel entities that are relevant to the contexts of the dialog: paths provide explanations for entity used in reply to a dialog. Initialization of the model is done through the use of knowledge graph embeddings.

These last models are close to what has been outlined at the start of this section [48,38]: knowledge graphs can provide a semantic and explainable layer (i.e., for conversational agents and for recommendation) that can be useful not only to simply solve tasks but also to provide an effective way to interpret the black-box answers given by neural models.

#### 4.1. Knowledge Graph Embeddings and Logical Reasoning

Logic is the main explanation paradigm for KGs and one important aspect we want KG embeddings to cover is how to account for axiomatic knowledge inside embeddings. Through a standard KG embedding model it is possible to perform several downstream tasks, such as triple validation or subject, object and relationship prediction. Knowledge graph embeddings model relational structure under the form of elements in a low dimensional vector space. While originally methods have been introduced to solve link prediction tasks, more recently many researchers have studied and explored the logical properties of knowledge graph embedding methods. The question that they try to answer is related to how can we effectively model logical knowledge inside a vector space.

In fact, a recent trend in literature is to propose embedding models that can effectively model some specific logical axioms inside the vector space. This attempt is related to the observation that pure translational approaches like TransE [11] are not capable of modeling symmetry in the relationships due to the choice of the score function.

Complex [88] was proposed as an extension of the DistMult approach in the complex space in which it is easier to model properties of relationships like anti-symmetry (remember that DistMult force symmetry between the relationships). Instead, as introduced above, RotatE [82] use rotations in a complex plane to capture properties like symmetry, antisymmetry, inversion, and composition. In fact, RotatE models each relationship as a rotation from the subject vector to the object vector in a complex hyperplane.

Still, a drawback of the approaches that are based on complex Euclidean geometry is that they require a large number of parameters to train.

A promising direction is how to perform complex logical queries using KGE models. For instance, a query “Predict communities  $C?$  in which user  $u$  is likely to upvote a post” might be expressed as  $C?.\exists P : upvote(u, P) \wedge belong(P, C?)$ . In [34] the authors propose a method to map and execute conjunctive queries in a vector space represented by KG embeddings, and further extended by [70] to support disjunctions. Recent work such as QUERY2BOX [71] goes as far as proposing a hybrid query processing framework. The authors propose a KGE-based query engine that addresses both conjunctive and disjunctive queries by modeling queries as bounding boxes in the embedding space. Besides its intrinsic interpretability - grounded in first-order logical queries it supports - this multi-hop reasoning framework shows how the interplay of KG embeddings and logical queries overcome missing information in the graph when delivering an answer.

There are approaches that try to combine sub-symbolic representations with reasoning systems: Logic Tensor Networks [80], for example, allows us to define a differential fuzzy logic language over data. Essentially, Logic Tensor Networks (LTN) create the representations for logical constants, functions, and predicates by embedding those in a vector space. While Logic Tensor Networks were not used directly to create knowledge graph embeddings, they have been used with good results on semantic image interpretation tasks [19,20]. Integrating embedding approaches with logical reasoning can account for more complex inferences: combining similarity with logical inferences can bring to interesting results in the field; for example, it is possible to use embedding similarity to extend reasoning on unknown entities. For example, [8] shows that combining entity embeddings with logical systems like LTNs can be useful to make inferences that are impossible for rule-based systems.

On a similar note, the Neural Theorem Prover (NTP) [73] is an extension of the Prolog programming language that uses embeddings in place of the strict unification provided by Prolog. For such a reason, they are also able to provide an explanation in the form of proof paths, for any given prediction.

While both LTN and NTP are not directly knowledge graph embedding methods they use or generate embeddings as part of their training procedure (e.g., LTN embeds elements in the vector space to support logical reasoning). The NTPs provide strong reasoning capabilities with the power of the neural network models but are not scalable to large knowledge bases. Indeed, recently NTPs were extended by the Greedy NTPs (GNTPs) [60] a model that greatly reduces the computational needs of NTPs, making it possible to use it on large knowledge bases by considering to prune reasoning paths that are not likely when doing inference. We mention again in this section the embeddings inspired by quantum physics have been proposed [27] that provide methodologies to reason over embedding by preserving the logical structure.

## 5. Summary and Future Directions

In this chapter, we have summarized the current state-of-the-art of knowledge graph embeddings by describing many different methods and their main properties. We have also outlined the limitations of these methods, that provide dense representations that while not directly interpretable, but are still connected to a knowledge graph and have thus rela-

tionships with other elements. In the context of explainability, we saw that some models are tightly related to logic and try to reconstruct it from the embeddings or to use the embedded representation to perform logical reasoning. However, the actual explainability of these methods is still low and approaches that try to account for it are recent.

The evolution of the methods in the literature has passed through different dataset and the evaluation is still subject to a lot of variation due to hyperparameters choice and training procedures. Older approaches perform well when trained with new methodologies. There is the need to define a common ground for evaluation that also takes into account the many differences that each model proposes.

## References

- [1] Carl Allen, Ivana Balazevic, and Timothy M Hospedales. On understanding knowledge graph representation. *arXiv preprint arXiv:1909.11611*, 2019.
- [2] Bo An, Bo Chen, Xianpei Han, and Le Sun. Accurate text-enhanced knowledge graph representation learning. In *Proceedings of the 2018 Conference of the North American Chapter of the Association for Computational Linguistics: Human Language Technologies, Volume 1 (Long Papers)*, pages 745–755, 2018.
- [3] Sören Auer, Christian Bizer, Georgi Kobilarov, Jens Lehmann, Richard Cyganiak, and Zachary Ives. Dbpedia: A nucleus for a web of open data. In *The semantic web*, pages 722–735. Springer, 2007.
- [4] Stephan Baier, Yunpu Ma, and Volker Tresp. Improving visual relationship detection using semantic modeling of scene descriptions. In *ISWC*, pages 53–68. Springer, 2017.
- [5] Ivana Balažević, Carl Allen, and Timothy Hospedales. Multi-relational poincar\`e graph embeddings. In *NIPS*, 2019.
- [6] Ivana Balazevic, Carl Allen, and Timothy Hospedales. TuckER: Tensor factorization for knowledge graph completion. In *EMNLP-IJCNLP*, pages 5188–5197, Hong Kong, China, November 2019. Association for Computational Linguistics.
- [7] Pierpaolo Basile, Annalina Caputo, Gaetano Rossiello, and Giovanni Semeraro. Learning to rank entity relatedness through embedding-based features. In *NLDB*, pages 471–477. Springer, 2016.
- [8] Federico Bianchi, Matteo Palmonari, Pascal Hitzler, and Luciano Serafini. Complementing logical reasoning with sub-symbolic commonsense. In *International Joint Conference on Rules and Reasoning*, pages 161–170. Springer, 2019.
- [9] Federico Bianchi, Matteo Palmonari, and Debora Nozza. Towards encoding time in text-based entity embeddings. In *ISWC*, 2018.
- [10] Garrett Birkhoff and John Von Neumann. The logic of quantum mechanics. *Annals of mathematics*, pages 823–843, 1936.
- [11] Antoine Bordes, Nicolas Usunier, Alberto Garcia-Duran, Jason Weston, and Oksana Yakhnenko. Translating embeddings for modeling multi-relational data. In *NIPS*, pages 2787–2795, 2013.
- [12] Guillaume Bouchard, Sameer Singh, and Theo Trouillon. On approximate reasoning capabilities of low-rank vector spaces. In *2015 AAAI Spring Symposium Series*, 2015.
- [13] Liwei Cai and William Yang Wang. Kbgan: Adversarial learning for knowledge graph embeddings. In *NAACL-HLT*, pages 1470–1480, 2018.
- [14] Kai-Wei Chang, Wen-tau Yih, Bishan Yang, and Christopher Meek. Typed tensor decomposition of knowledge bases for relation extraction. In *EMNLP*, pages 1568–1579, 2014.
- [15] Luca Costabello, Sumit Pai, Chan Le Van, Rory McGrath, Nicholas McCarthy, and Pedro Tabacof. AmpliGraph: a Library for Representation Learning on Knowledge Graphs, March 2019. doi = 10.5281/zenodo.2595043.
- [16] Rajarshi Das, Arvind Neelakantan, David Belanger, and Andrew McCallum. Chains of reasoning over entities, relations, and text using recurrent neural networks. In *EACL*, pages 132–141, 2017.
- [17] Thomas Demeester, Tim Rocktäschel, and Sebastian Riedel. Lifted rule injection for relation embeddings. In *EMNLP*, pages 1389–1399. The Association for Computational Linguistics, 2016.
- [18] Tim Dettmers, Pasquale Minervini, Pontus Stenetorp, and Sebastian Riedel. Convolutional 2d knowledge graph embeddings. In *AAAI*, pages 1811–1818. AAAI Press, 2018.

- [19] I Donadello, L Serafini, and AS d’Avila Garcez. Logic tensor networks for semantic image interpretation. In *IJCAI*, pages 1596–1602, 2017.
- [20] Ivan Donadello and Luciano Serafini. Compensating supervision incompleteness with prior knowledge in semantic image interpretation. In *IJCNN*, pages 1–8. IEEE, 2019.
- [21] Lisa Ehrlinger and Wolfram Wöb. Towards a definition of knowledge graphs. *SEMANTICS (Posters, Demos, SuCCESS)*, 48, 2016.
- [22] Cristóbal Esteban, Volker Tresp, Yinchong Yang, Stephan Baier, and Denis Krompaß. Predicting the co-evolution of event and knowledge graphs. In *2016 19th International Conference on Information Fusion (FUSION)*, pages 98–105. IEEE, 2016.
- [23] Wei Fang, Jianwen Zhang, Dilin Wang, Zheng Chen, and Ming Li. Entity disambiguation by knowledge and text jointly embedding. In *CoNLL*, pages 260–269, 2016.
- [24] Joseph Fisher. Measuring social bias in knowledge graph embeddings. *arXiv preprint arXiv:1912.02761*, 2019.
- [25] Alberto García-Durán, Sebastijan Dumančić, and Mathias Niepert. Learning sequence encoders for temporal knowledge graph completion. *arXiv preprint arXiv:1809.03202*, 2018.
- [26] Alberto Garcia-Duran and Mathias Niepert. Kblrn: End-to-end learning of knowledge base representations with latent, relational, and numerical features. *arXiv preprint arXiv:1709.04676*, 2017.
- [27] Dinesh Garg, Shajith Ikkal Mohamed, Santosh K Srivastava, Harit Vishwakarma, Hima Karanam, and L Venkata Subramaniam. Quantum embedding of knowledge for reasoning. In *NIPS*, pages 5595–5605, 2019.
- [28] Genet Asefa Gesese, Russa Biswas, Mehwish Alam, and Harald Sack. A survey on knowledge graph embeddings with literals: Which model links better literal-ly? *arXiv preprint arXiv:1910.12507*, 2019.
- [29] Shu Guo, Quan Wang, Lihong Wang, Bin Wang, and Li Guo. Jointly embedding knowledge graphs and logical rules. In *Proceedings of the 2016 Conference on Empirical Methods in Natural Language Processing*, pages 192–202, 2016.
- [30] Shu Guo, Quan Wang, Lihong Wang, Bin Wang, and Li Guo. Knowledge graph embedding with iterative guidance from soft rules. In *Thirty-Second AAAI Conference on Artificial Intelligence*, 2018.
- [31] Swapnil Gupta, Sreyash Kenkre, and Partha Talukdar. Care: Open knowledge graph embeddings. In *EMNLP-IJCNLP*, pages 378–388, 2019.
- [32] Victor Gutiérrez-Basulto and Steven Schockaert. From knowledge graph embedding to ontology embedding? an analysis of the compatibility between vector space representations and rules. In *Sixteenth International Conference on Principles of Knowledge Representation and Reasoning*, 2018.
- [33] Kelvin Guu, John Miller, and Percy Liang. Traversing knowledge graphs in vector space. In *EMNLP*, pages 318–327, 2015.
- [34] William L. Hamilton, Payal Bajaj, Marinka Zitnik, Dan Jurafsky, and Jure Leskovec. Embedding logical queries on knowledge graphs. In *NeurIPS*, pages 2030–2041, 2018.
- [35] Xu Han, Shulin Cao, Lv Xin, Yankai Lin, Zhiyuan Liu, Maosong Sun, and Juanzi Li. Openke: An open toolkit for knowledge embedding. In *EMNLP*, 2018.
- [36] Katsuhiko Hayashi and Masashi Shimbo. On the equivalence of holographic and complex embeddings for link prediction. In *Proceedings of the 55th Annual Meeting of the Association for Computational Linguistics (Volume 2: Short Papers)*, pages 554–559, Vancouver, Canada, July 2017. Association for Computational Linguistics.
- [37] Frank L. Hitchcock. The expression of a tensor or a polyadic as a sum of products. *Journal of Mathematics and Physics*, 6(1-4):164–189, 1927.
- [38] Pascal Hitzler, Federico Bianchi, Monireh Ebrahimi, and Md Kamruzzaman Sarker. Neural-symbolic integration and the semantic web. *Semantic Web Journal*, pages 1–9, 2019.
- [39] Aidan Hogan, Eva Blomqvist, Michael Cochez, Claudia d’Amato, Gerard de Melo, Claudio Gutierrez, José Emilio Labra Gayo, Sabrina Kirrane, Sebastian Neumaier, Axel Polleres, Roberto Navigli, Axel-Cyrille Ngonga Ngomo, Sabbir M. Rashid, Anisa Rula, Lukas Schmelzeisen, Juan Sequeda, Steffen Staab, and Antoine Zimmermann. Knowledge graphs, 2020.
- [40] Jin Huang, Wayne Xin Zhao, Hong-Jian Dou, Ji-Rong Wen, and Edward Y. Chang. Improving sequential recommendation with knowledge-enhanced memory networks. In *SIGIR*, pages 505–514. ACM, 2018.
- [41] Shoab Jameel and Steven Schockaert. Entity embeddings with conceptual subspaces as a basis for plausible reasoning. In *ECAI*, 2016.
- [42] Tingsong Jiang, Tianyu Liu, Tao Ge, Lei Sha, Sujian Li, Baobao Chang, and Zhifang Sui. Encod-

- ing temporal information for time-aware link prediction. In *Proceedings of the 2016 Conference on Empirical Methods in Natural Language Processing*, pages 2350–2354, 2016.
- [43] Rudolf Kadlec, Ondrej Bajgar, and Jan Kleindienst. Knowledge base completion: Baselines strike back. In *Proceedings of the 2nd Workshop on Representation Learning for NLP*, pages 69–74, 2017.
- [44] Seyed Mehran Kazemi and David Poole. Simple embedding for link prediction in knowledge graphs. In *NIPS*, pages 4284–4295, 2018.
- [45] Prodromos Kolyvakis, Alexandros Kalousis, and Dimitris Kiritisis. Hyperkg: Hyperbolic knowledge graph embeddings for knowledge base completion. *arXiv preprint arXiv:1908.04895*, 2019.
- [46] Alex Krizhevsky, Ilya Sutskever, and Geoffrey E Hinton. Imagenet classification with deep convolutional neural networks. In *NIPS*, pages 1097–1105, 2012.
- [47] Matt Le, Stephen Roller, Laetitia Papaxanthos, Douwe Kiela, and Maximilian Nickel. Inferring concept hierarchies from text corpora via hyperbolic embeddings. *arXiv preprint arXiv:1902.00913*, 2019.
- [48] Freddy Lecue. On the role of knowledge graphs in explainable ai. *Semantic Web Journal*, 2019.
- [49] Adam Lerer, Ledell Wu, Jiajun Shen, Timothee Lacroix, Luca Wehrstedt, Abhijit Bose, and Alex Peysakhovich. PyTorch-BigGraph: A Large-scale Graph Embedding System. In *SysML*, Palo Alto, CA, USA, 2019.
- [50] Yankai Lin, Zhiyuan Liu, Huanbo Luan, Maosong Sun, Siwei Rao, and Song Liu. Modeling relation paths for representation learning of knowledge bases. In *EMNLP*, pages 705–714, 2015.
- [51] Yankai Lin, Zhiyuan Liu, and Maosong Sun. Knowledge representation learning with entities, attributes and relations. In *Proceedings of the Twenty-Fifth International Joint Conference on Artificial Intelligence, IJCAI'16*, pages 2866–2872. AAAI Press, 2016.
- [52] Yankai Lin, Zhiyuan Liu, Maosong Sun, Yang Liu, and Xuan Zhu. Learning entity and relation embeddings for knowledge graph completion. In *AAAI*, 2015.
- [53] Zachary C. Lipton. The mythos of model interpretability. *Queue*, 16(3):30:31–30:57, June 2018.
- [54] Hanxiao Liu, Yuexin Wu, and Yiming Yang. Analogical inference for multi-relational embeddings. In *Proceedings of the 34th International Conference on Machine Learning-Volume 70*, pages 2168–2178. JMLR. org, 2017.
- [55] Ye Liu, Hui Li, Alberto García-Duran, Mathias Niepert, Daniel Onoro-Rubio, and David S Rosenblum. Mmkg: Multi-modal knowledge graphs. In *European Semantic Web Conference*, pages 459–474. Springer, 2019.
- [56] Xin Lv, Lei Hou, Juanzi Li, and Zhiyuan Liu. Differentiating concepts and instances for knowledge graph embedding. In *EMNLP*, pages 1971–1979, 2018.
- [57] Farzaneh Mahdisoltani, Joanna Biega, and Fabian Suchanek. Yago3: A knowledge base from multilingual wikipedias. In *CIDR*, 2014.
- [58] Brandon Malone, Alberto García-Durán, and Mathias Niepert. Knowledge graph completion to predict polypharmacy side effects. In *International Conference on Data Integration in the Life Sciences*, pages 144–149. Springer, 2018.
- [59] Tomas Mikolov, Ilya Sutskever, Kai Chen, Greg S Corrado, and Jeff Dean. Distributed representations of words and phrases and their compositionality. In *NIPS*, pages 3111–3119, 2013.
- [60] Pasquale Minervini, Matko Bošnjak, Tim Rocktäschel, Sebastian Riedel, and Edward Grefenstette. Differentiable reasoning on large knowledge bases and natural language. In *AAAI (to appear)*, 2020.
- [61] Pasquale Minervini, Luca Costabello, Emir Muñoz, Vít Nováček, and Pierre-Yves Vandenbussche. Regularizing knowledge graph embeddings via equivalence and inversion axioms. In *ECML/PKDD (1)*, volume 10534 of *Lecture Notes in Computer Science*, pages 668–683. Springer, 2017.
- [62] Pasquale Minervini, Claudia d’Amato, Nicola Fanizzi, and Floriana Esposito. Leveraging the schema in latent factor models for knowledge graph completion. In *SAC*, pages 327–332. ACM, 2016.
- [63] Pasquale Minervini, Thomas Demeester, Tim Rocktäschel, and Sebastian Riedel. Adversarial sets for regularising neural link predictors. In *UAI*. AUAI Press, 2017.
- [64] Seungwhan Moon, Pararth Shah, Anuj Kumar, and Rajen Subba. Opendialkg: Explainable conversational reasoning with attention-based walks over knowledge graphs. In *Proceedings of the 57th Annual Meeting of the Association for Computational Linguistics*, pages 845–854, 2019.
- [65] Maximilian Nickel and Douwe Kiela. Poincaré embeddings for learning hierarchical representations. In *NIPS*, pages 6341–6350, 2017.
- [66] Maximilian Nickel, Lorenzo Rosasco, and Tomaso Poggio. Holographic embeddings of knowledge graphs. In *AAAI*, 2016.
- [67] Maximilian Nickel, Volker Tresp, and Hans-Peter Kriegel. A three-way model for collective learning

- on multi-relational data. In *ICML*, volume 11, pages 809–816, 2011.
- [68] Matthew E Peters, Mark Neumann, Mohit Iyyer, Matt Gardner, Christopher Clark, Kenton Lee, and Luke Zettlemoyer. Deep contextualized word representations. In *NAACL-HLT*, pages 2227–2237, 2018.
- [69] Pouya Pezeshkpour, CA Irvine, Yifan Tian, and Sameer Singh. Investigating robustness and interpretability of link prediction via adversarial modifications. In *NAACL-HLT*, pages 3336–3347, 2019.
- [70] Hongyu Ren, Weihua Hu, and Jure Leskovec. Query2box: Reasoning over knowledge graphs in vector space using box embeddings. *CoRR*, abs/2002.05969, 2020.
- [71] Hongyu Ren\*, Weihua Hu\*, and Jure Leskovec. Query2box: Reasoning over knowledge graphs in vector space using box embeddings. In *ICLR*, 2020.
- [72] Petar Ristoski, Jessica Rosati, Tommaso Di Noia, Renato De Leone, and Heiko Paulheim. Rdf2vec: Rdf graph embeddings and their applications. *Semantic Web*, pages 1–32, 2018.
- [73] Tim Rocktäschel and Sebastian Riedel. End-to-end differentiable proving. In *NIPS*, pages 3788–3800, 2017.
- [74] Tim Rocktäschel, Sameer Singh, and Sebastian Riedel. Injecting logical background knowledge into embeddings for relation extraction. In *HLT-NAACL*, pages 1119–1129. The Association for Computational Linguistics, 2015.
- [75] Tim Rocktäschel, Sameer Singh, and Sebastian Riedel. Injecting logical background knowledge into embeddings for relation extraction. In *HLT-NAACL*, pages 1119–1129. The Association for Computational Linguistics, 2015.
- [76] Daniel Ruffinelli, Samuel Broscheit, and Rainer Gemulla. You CAN teach an old dog new tricks! on training knowledge graph embeddings. In *International Conference on Learning Representations*, 2020.
- [77] Frederic Sala, Christopher De Sa, Albert Gu, and Christopher Ré. Representation tradeoffs for hyperbolic embeddings. In Jennifer G. Dy and Andreas Krause, editors, *ICML*, volume 80 of *Proceedings of Machine Learning Research*, pages 4457–4466. PMLR, 2018.
- [78] Franco Scarselli, Marco Gori, Ah Chung Tsoi, Markus Hagenbuchner, and Gabriele Monfardini. The graph neural network model. *IEEE Transactions on Neural Networks*, 20(1):61–80, 2008.
- [79] Michael Schlichtkrull, Thomas N Kipf, Peter Bloem, Rianne Van Den Berg, Ivan Titov, and Max Welling. Modeling relational data with graph convolutional networks. In *ESWC*, pages 593–607. Springer, 2018.
- [80] Luciano Serafini and Artur d’Avila Garcez. Logic tensor networks: Deep learning and logical reasoning from data and knowledge. *arXiv preprint arXiv:1606.04422*, 2016.
- [81] Richard Socher, Danqi Chen, Christopher D Manning, and Andrew Ng. Reasoning with neural tensor networks for knowledge base completion. In *NIPS*, pages 926–934, 2013.
- [82] Zhiqing Sun, Zhi-Hong Deng, Jian-Yun Nie, and Jian Tang. Rotate: Knowledge graph embedding by relational rotation in complex space. *arXiv preprint arXiv:1902.10197*, 2019.
- [83] Ryota Suzuki, Ryusuke Takahama, and Shun Onoda. Hyperbolic disk embeddings for directed acyclic graphs. *arXiv preprint arXiv:1902.04335*, 2019.
- [84] Pedro Tabacof and Luca Costabello. Probability Calibration for Knowledge Graph Embedding Models. In *ICLR*, 2020.
- [85] Alexandru Tifrea, Gary Bécigneul, and Octavian-Eugen Ganea. Poincaré glove: Hyperbolic word embeddings. *arXiv preprint arXiv:1810.06546*, 2018.
- [86] Kristina Toutanova and Danqi Chen. Observed versus latent features for knowledge base and text inference. In *Proceedings of the 3rd Workshop on Continuous Vector Space Models and their Compositionality*, pages 57–66, 2015.
- [87] Théo Trouillon, Éric Gaussier, Christopher R Dance, and Guillaume Bouchard. On inductive abilities of latent factor models for relational learning. *Journal of Artificial Intelligence Research*, 64:21–53, 2019.
- [88] Théo Trouillon, Johannes Welbl, Sebastian Riedel, Éric Gaussier, and Guillaume Bouchard. Complex embeddings for simple link prediction. In *ICML*, pages 2071–2080, 2016.
- [89] Ashish Vaswani, Noam Shazeer, Niki Parmar, Jakob Uszkoreit, Llion Jones, Aidan N Gomez, Łukasz Kaiser, and Illia Polosukhin. Attention is all you need. In *NeurIPS*, pages 5998–6008, 2017.
- [90] Manuel Vimercati, Federico Bianchi, Mauricio Soto, and Matteo Palmonari. Mapping lexical knowledge to distributed models for ontology concept invention. In *AI\*IA 2019 – Advances in Artificial Intelligence*, pages 572–587, Cham, 2019. Springer International Publishing.

- [91] Hongwei Wang, Fuzheng Zhang, Xing Xie, and Minyi Guo. DKN: deep knowledge-aware network for news recommendation. In *WWW*, pages 1835–1844. ACM, 2018.
- [92] Quan Wang, Zhendong Mao, Bin Wang, and Li Guo. Knowledge graph embedding: A survey of approaches and applications. *IEEE Transactions on Knowledge and Data Engineering*, 29(12):2724–2743, 2017.
- [93] William Yang Wang and William W Cohen. Learning first-order logic embeddings via matrix factorization. In *IJCAI*, pages 2132–2138, 2016.
- [94] Xiang Wang, Dingxian Wang, Canran Xu, Xiangnan He, Yixin Cao, and Tat-Seng Chua. Explainable reasoning over knowledge graphs for recommendation. In *AAAI*, pages 5329–5336. AAAI Press, 2019.
- [95] Zhen Wang, Jianwen Zhang, Jianlin Feng, and Zheng Chen. Knowledge graph and text jointly embedding. In *EMNLP*, volume 14, pages 1591–1601, 2014.
- [96] Zhen Wang, Jianwen Zhang, Jianlin Feng, and Zheng Chen. Knowledge graph embedding by translating on hyperplanes. In *AAAI*, 2014.
- [97] Zhigang Wang and Juan-Zi Li. Text-enhanced representation learning for knowledge graph. In *IJCAI*, pages 1293–1299, 2016.
- [98] Zikang Wang, Linjing Li, Qiudan Li, and Daniel Zeng. Multimodal data enhanced representation learning for knowledge graphs. In *IJCNN*, pages 1–8. IEEE, 2019.
- [99] Han Xiao, Minlie Huang, Lian Meng, and Xiaoyan Zhu. Ssp: semantic space projection for knowledge graph embedding with text descriptions. In *AAAI*, 2017.
- [100] Ruobing Xie, Zhiyuan Liu, Jia Jia, Huanbo Luan, and Maosong Sun. Representation learning of knowledge graphs with entity descriptions. In *Thirtieth AAAI Conference on Artificial Intelligence*, 2016.
- [101] Ruobing Xie, Zhiyuan Liu, Huanbo Luan, and Maosong Sun. Image-embodied knowledge representation learning. In *IJCAI*, pages 3140–3146, 2017.
- [102] Ruobing Xie, Zhiyuan Liu, and Maosong Sun. Representation learning of knowledge graphs with hierarchical types. In *IJCAI*, pages 2965–2971, 2016.
- [103] Bishan Yang, Wen-tau Yih, Xiaodong He, Jianfeng Gao, and Li Deng. Embedding entities and relations for learning and inference in knowledge bases. *arXiv preprint arXiv:1412.6575*, 2014.
- [104] Wenpeng Yin, Yadollah Yaghoobzadeh, and Hinrich Schütze. Recurrent one-hop predictions for reasoning over knowledge graphs. In *Proceedings of the 27th International Conference on Computational Linguistics*, pages 2369–2378, 2018.
- [105] Zhitao Ying, Dylan Bourgeois, Jiaxuan You, Marinka Zitnik, and Jure Leskovec. Gnnexplainer: Generating explanations for graph neural networks. In *NeurIPS*, pages 9240–9251, 2019.
- [106] Fuzheng Zhang, Nicholas Jing Yuan, Defu Lian, Xing Xie, and Wei-Ying Ma. Collaborative knowledge base embedding for recommender systems. In *KDD*, pages 353–362. ACM, 2016.
- [107] Zhanqiu Zhang, Jianyu Cai, Yongdong Zhang, and Jie Wang. Learning hierarchy-aware knowledge graph embeddings for link prediction. *arXiv preprint arXiv:1911.09419*, 2019.