

# RadixSpline: A Single-Pass Learned Index

Andreas Kipf<sup>\*</sup> Ryan Marcus<sup>\*</sup> Alexander van Renen Mihail Stoian

Alfons Kemper Tim Kraska<sup>\*</sup> Thomas Neumann

TUM MIT CSAIL<sup>\*</sup>

{renen, stoian, kemper, neumann}@in.tum.de {kipf, ryanmarcus, kraska}@mit.edu

## ABSTRACT

Recent research has shown that learned models can outperform state-of-the-art index structures in size and lookup performance. While this is a very promising result, existing learned structures are often cumbersome to implement and are slow to build. In fact, most approaches that we are aware of require multiple training passes over the data.

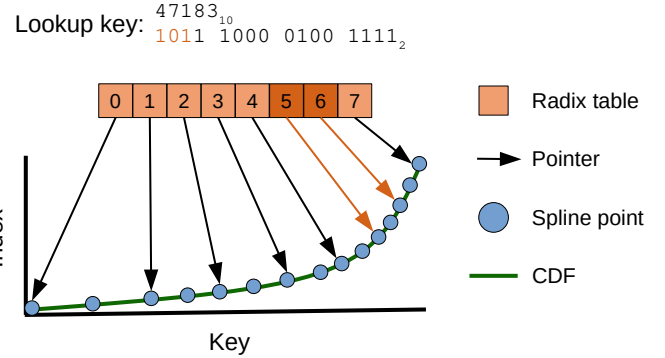
We introduce RadixSpline (RS), a learned index that can be built in a single pass over the data and is competitive with state-of-the-art learned index models, like RMI, in size and lookup performance. We evaluate RS using the SOSD benchmark and show that it achieves competitive results on all datasets, despite the fact that it only has two parameters.

## 1 INTRODUCTION

In [7], Kraska et al. proposed learned index structures, a new type of index for sorted data which use learned models to predict the position of a lookup key. These learned index structures can be realized via supervised learning techniques, using the cumulative distribution function (CDF) of the underlying data for training. More recently, the SOSD benchmark [6] demonstrated that learned index structures (which can be viewed as CDF approximators) can compete favorably with state-of-the-art index structures in terms of size and lookup performance.

However, current learned index structures, such as RMIs [7] and PGMs [3], do not support inserts and cannot be constructed in a single pass over the data. Like other read-only indexes [5], these limitations severely limits their applications. While there is promising early work on updatable learned indexes [2], we argue that there are applications where indexes do not need to support individual updates and where it is sufficient to be able to build them efficiently. The most prominent example are LSM-trees [9, 12].

In an LSM-tree, data is sorted by the key column and stored in different blocks. Periodically, two blocks are merged to create a new, sorted blocks. This merge process between two blocks is the perfect time to re-build a learned index. The merge produces data in sorted order, which can be passed through a *single-pass* training algorithm before it is written back to disk. Since the merge operation is expensive on its



**Figure 1: A radix spline index and example lookup process.** The  $r$  (here, 3) most significant bits  $b$  of the lookup key are used as an index into the radix table. Then, a binary search is performed on the spline points between the  $b$ th pointer and the  $b+1$ th pointer.

own and is usually done asynchronously, training such a one-pass learned index could only incur a negligible constant overhead. However, existing learned indexes do not allow for such a single-pass build.

In this work, we introduce RadixSpline (RS), a learned index that can be built in a single pass over sorted data. Like an RMI, RS supports both equality and range predicates (e.g., lower bound lookups). RS is built in two steps. First, a linear spline is fit to the CDF of the data that guarantees a certain error bound. This results in a set of spline points which can be significantly smaller than the underlying data. Second, we build a radix table (a flat radix structure) that serves as an approximate index into the spline points. Similar to the Node256 in the Adaptive Radix Tree (ART) [8], we extract a certain radix prefix (e.g., the first 20 bits, neglecting common prefix bits shared by all keys) and use those as an offset into the radix table. Both steps can be performed in a single pass over the sorted data.

RS is not only efficient to build, but also competitive with state-of-the-art RMI models in size and lookup performance. Index size is an especially important factor for LSM-tree applications because indexes are kept in main memory (whereas each large sorted block is stored on disk). Furthermore, RS's implementation only consists of roughly one

Andreas Kipf, Ryan Marcus, and Alexander van Renen contributed equally.

hundred lines of C++ code and does not have any external dependencies. Finally, RS only takes two hyper parameters: the desired spline error and the size of the radix table. Both parameters have an intuitive and reliable impact on size and lookup latency. As a result, tuning RS is easier than tuning more complex learned indexes structures with many hyper-parameters [10].

Our evaluation of RS, using the SOSD benchmark [6], shows that it is competitive with much more complex models in size and lookup performance. One caveat is that RS can be impacted by heavy skew, rendering the radix table largely ineffective. In such cases, one could fall back to a tree-structured radix table or handle outliers separately. However, we are yet to encounter such extreme skew in real-world data. In summary, we believe that RS is a practical learned index structure with potentially high impact in write-once/read-many settings such as LSM-trees.

The rest of this paper is organized as follows. In Section 2, we introduce the radix spline structure. We present a preliminary evaluation of RS in Section 3, and we make concluding remarks and note directions for future work in Section 4.

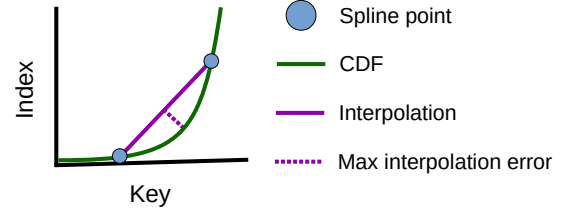
## 2 RADIXSPLINE

A RadixSpline (RS) index is designed to map a *lookup key* to an *index* (the position of the lookup key in the underlying data). Like an RMI [7], radix spline indexes require the underlying data to be sorted on the lookup key in a flat array.

An RS index consists of two components: a set of spline points and a radix table. The set of spline points is a subset of the keys, selected so that spline interpolation for any lookup key will result in a predicted lookup location within a preset error bound. For example, if the preset error bound is 32, then the location of any lookup key can be no more than 32 positions away from the location predicted by the RS index. The radix table helps to quickly locate the correct spline points for a given lookup key. Intuitively, the radix table limits the range of possible spline points to search over for every possible  $b$ -length prefix of a lookup key.

At lookup time, the radix table is used to determine a range of spline points to examine. These spline points are searched until the two spline points surrounding the key are found. Then, linear interpolation is used to predict the location (index) of the lookup key in the underlying data. Because the spline interpolation is error-bounded, only a (small) range of the underlying data needs to be searched.

In contrast to other learned indexes [2, 3, 7], RS can be built in a single pass over the sorted data. While the use of splines and a bottom-up approach has been explored before in FITing-Tree [4] and others [3, 13], in this work, we combine the ideas from [4] with radix trees, making it highly competitive with top-down built indexes [7].



**Figure 2: A single spline segment. We select enough spline points so that the maximum interpolation error (dashed line) stays within a specified bound.**

### 2.1 Construction

RS indexes, like PGM indexes [3] or FITing-Trees [4], are built "bottom-up." First, we construct an error-bounded spline on top of the underlying data. Then, the selected spline points themselves are indexed in a radix table.

**Build Spline.** As observed in [7], all index structures can be thought of as models that map lookup keys to positions. Let the dataset to index  $D$  be an indexed set of tuples, with  $D_i = (k_i, p_i)$  where  $D_i$  represents the  $i$ th datapoint,  $k_i$  represents the key of the  $i$ th datapoint, and  $p_i$  represents the position (offset) of the  $i$ th datapoint. A radix spline index first builds a spline model  $S$ , such that  $S(k_i) = p_i \pm e$ , where  $e$  is a specified constant. In other words, the spline model  $S$  *always* predicts the correct location of the data within a constant error of  $e$  (cf. Figure 2).

This error-bounded model is realized via spline interpolation (we use GreedySplineCorridor [11]). The parameters of the model  $S$ ,  $Knots(S)$ , are a set of spline points, or knots, which are a representative set of datapoints (e.g., Figure 1). These data points are chosen such that, for any lookup key  $x$ , linearly interpolating between the two closest spline points in  $Knots(S)$  will produce an estimate with error no larger than  $e$ . Formally, to evaluate  $S(x)$ , letting  $(k_{left}, p_{left}) \in Knots(S)$  be the knot with the greatest key such that  $k_{left} \leq x$  and letting  $(k_{right}, p_{right}) \in Knots(S)$  be the knot with the smallest key such that  $k_{right} > x$ , we compute

$$S(x) = p_{left} + (x - k_{left}) \times \frac{p_{right} - p_{left}}{k_{right} - k_{left}}.$$

For more details on the error-bounded spline algorithm, we refer the reader to [11].

**Build Radix Table.** Next, we build a radix table on top of the selected spline points to quickly find the two spline points surrounding the lookup key. The radix table is a flat `uint32_t` array that maps fixed-length key prefixes ("radix bits") to the first spline point with that prefix. The key prefixes are the offsets into the radix table while the spline points are represented as `uint32_t` values stored in the radix table (cf. pointers in Figure 1).

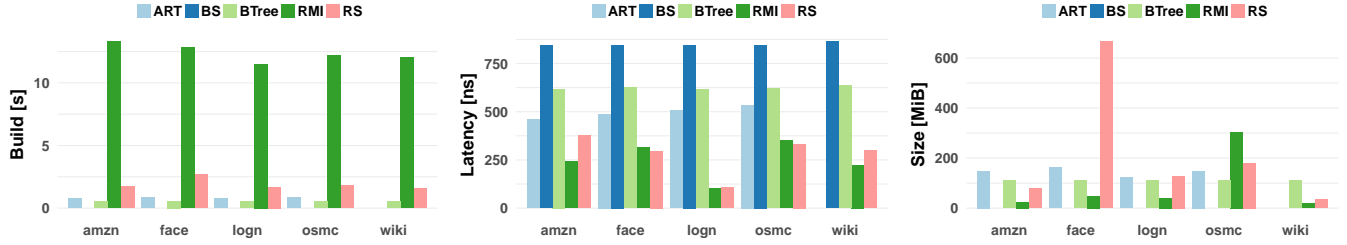


Figure 3: Build time (left), lookup latency (middle), and size (right) for lookup-optimized index configurations.

The radix table takes the number of radix bits  $r$  as a parameter. For example, for  $r = 18$  we allocate an array with  $2^{18}$  many entries (1 MiB in size). A larger  $r$  grows the size of the table exponentially ( $2^r$ ) but may also increase its precision. That is, we may need to search a more narrow range of spline points to find the two spline points surrounding the lookup key. In Section 3, we show the impact of this parameter on size and lookup performance.

The build process itself is very straightforward and extremely fast: we first allocate an array of the appropriate size ( $2^r$  many entries), then we go through all spline points and whenever we encounter a new  $r$ -bit prefix  $b$ , we insert the offset of the spline point (a `uint32_t` value) into the slot at offset  $b$  in the radix table. Since the spline points are ordered, the radix table is filled in consecutive order from left to right. As an optimization, we eliminate common prefix bits shared by all keys when building the radix table.

**Single Pass.** Building the CDF, the spline, and the radix table can all be performed on-the-fly, in a single pass over the sorted datapoints. When encountering a new CDF point (i.e., when the key changes), we pass that point to the spline construction algorithm [11]. Filling the pre-allocated radix table within the same pass is also straightforward: whenever we encounter a new  $r$ -bit prefix in a selected spline point, we make a new entry to the table.

**Lookups.** The end-to-end lookup logic is as follows: We first probe the radix table with a  $r$ -bit prefix of the lookup key to retrieve a narrowed range on the spline points (cf. Figure 1). Next, we search this range for the two spline points surrounding the lookup key using binary search. Subsequently, we perform a linear interpolation between these two spline points (cf. Figure 2) to obtain an estimated position  $p$  of the key. Finally, we perform a binary search within the error bounds ( $p \pm \epsilon$ ) to find the first occurrence of the key.

### 3 EVALUATION

We evaluate RadixSpline (RS) using the SOSD benchmark [6] on a c5.4xlarge AWS machine. We use six 64-bit datasets, each of them containing 200 M key/value pairs (3.2GB) in size: amzn (book popularity data), face (Facebook user IDs),

logn (synthetic lognormal distributed data), osmc (composite cell IDs from Open Street Map) and wiki (timestamps of Wikipedia edits). For details on these datasets, see [6].

Like [6], we build indexes on top of sorted arrays. An index takes in a key and produces a *search range* in the underlying data. This range must contain the lookup key if the lookup key exists, and must otherwise contain the first key not larger than the lookup key (lower bound search). Then, binary search is used to locate the exact key within the search range. Indexes are evaluated based on their end-to-end performance: the time to produce a search range plus the time to execute the binary search. We perform 10M lookups (1 thread) on a given dataset and report the average lookup latency. Lookup keys are uniformly chosen from the keys.

We compare RS against three traditional, non-learned approaches: ART [8], the STX B+-tree (BTree) [1], and binary search (BS). We also compare against the public implementation [10] of the recursive model index (RMI) [7], a learned approach. For ART and BTree, we used a stride of 32 (meaning that every 32nd key was inserted into the index – this provides better space and performance compared to indexing each key). Hash-based methods are excluded because hash-based methods do not support lower bound searches. Since ART does not support duplicate keys, it does not have numbers for wiki (the only dataset with duplicates).

**Build Times.** (Figure 3, left). Due to its single-pass build process, RS is almost as efficient to build as ART or BTree and is significantly faster than RMI, which performs multiple training passes over the sorted datapoints.

**Lookup Latency.** (Figure 3, middle). Binary search (BS) takes around 850ns per lookup across all datasets. BTree improves upon BS by using the cache more efficiently, and requires only around 600ns. Like BS, it is largely independent of the data distribution. Both learned approaches, RMI and RS, are significantly faster than the traditional indexes but also more affected by the data distribution. Note that we have tuned both approaches for minimum lookup latency.

**Index Size.** (Figure 3, right). Except for BS and a few outliers, all indexes consume around 100 MiB which corresponds to 6.6% of the uncompressed key size (200 M 64-bit keys). For

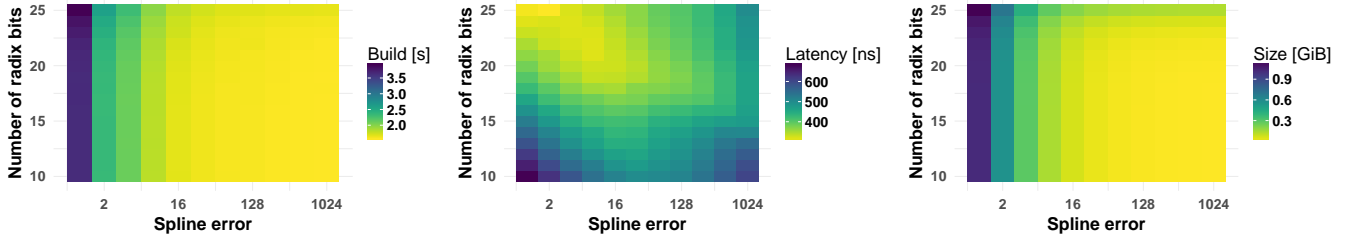


Figure 4: Build time (left), lookup latency (middle), and index size (right) for different RadixSpline configurations.

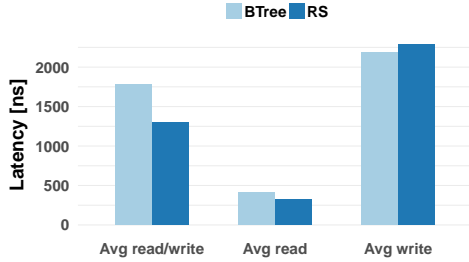


Figure 5: Average operator cost, LSM-tree.

the face dataset, RS uncharacteristically requires more than 600 MiB (39%) to achieve its best performance. Next, we investigate different RS configurations for this dataset.

**Configuration Space.** While the best RS configuration for face uses a spline error of 2 and 25 radix bits, there is obviously a trade off between its precision and lookup latency. In Figure 4, we explore that trade off. Both build time (left) and size (right) are largely independent of the number of radix bits and mostly depend on the spline error. Starting with an error of 16, RS can be built within 2s for this dataset. Latency (middle), however, depends on both parameters. For example, with a spline error of 16 (instead of 2) and 20 instead of 25 radix bits, RS trades performance (-11.5%) for a significant space reduction (-99.9%).

**LSM Performance.** To validate the applicability of RS to LSMs, we performed a preliminary experiment where we substitute the traditional BTree index with a radix spline. Using the default configuration from RocksDB, we executed a workload of 400 M operations, 50% reads and 50% writes. Writes inserted a key from the osmc dataset with a random value. Reads looked for a random key. The average operator latency is shown in Figure 5. When using an RS index instead of a BTree, the average write time increased by  $\approx 4\%$ , and the average read and average operator time decreased by over 20%. With RS, the total time to execute the workload fell to 521 seconds from 712 seconds with a BTree. We also note that the RS variant used  $\approx 45\%$  less memory, potentially creating space for larger Bloom filters or increased caching. While obviously preliminary, this experiment indicates that RS has a potential application in LSMs.

## 4 CONCLUSIONS

We have described a new learned index, called RadixSpline, that can be built in a single pass over sorted data. RS can be implemented in roughly one hundred lines of C++ code, without any external dependencies. Notably, RS only takes two hyper parameters and thus is rather easy to tune to a given dataset and memory budget. Our experiments with real-world data have shown that RS is competitive with a state-of-the-art learned index in size and lookup performance while being as efficient to build as traditional indexes.

In future work, we also plan to investigate how RS indexes can be automatically tuned with minimal user-interaction, balancing memory footprint and performance. The current implementation of RS does not take advantage of any multi-threading, another potential direction for performance improvements. Finally, if an insert or update does not change the underlying data distribution, it may be possible to slightly modify an RS index instead of entirely rebuilding it.

## REFERENCES

- [1] STX B+ Tree, <https://panthema.net/2007/stx-btree/>.
- [2] J. Ding et al. ALEX: An Updatable Adaptive Learned Index. *arXiv '19*.
- [3] P. Ferragina et al. The PGM-index: A multicriteria, compressed and learned approach to data indexing. *arXiv '19*.
- [4] A. Galakatos et al. FITing-Tree: A Data-aware Index Structure. In *SIGMOD '19*.
- [5] C. Kim et al. FAST: Fast architecture sensitive tree search on modern CPUs and GPUs. In *SIGMOD '10*.
- [6] A. Kipf et al. SOSD: A Benchmark for Learned Indexes. In *MLForSystems @ NeurIPS '19*.
- [7] T. Kraska et al. The Case for Learned Index Structures. In *SIGMOD '18*.
- [8] V. Leis et al. The adaptive radix tree: ARTful indexing for main-memory databases. In *ICDE '13*.
- [9] C. Luo et al. LSM-based storage techniques: A survey. *Vldb '20*.
- [10] R. Marcus et al. CDFShop: Exploring and Optimizing Learned Index Structures. In *SIGMOD '20*.
- [11] T. Neumann et al. Smooth interpolating histograms with error guarantees. In *BNCOD '08*.
- [12] P. O’Neil et al. The log-structured merge-tree (LSM-tree). *Acta Informatica '96*.
- [13] N. Setiawan et al. Function Interpolation for Learned Index Structures. In *DTA '20*.