

INFORMATIONAL SPACE OF MEANING FOR SCIENTIFIC TEXTS

N. SÜZEN¹, E. M. MIRKES¹, AND A. N. GORBAN¹

ABSTRACT. In Natural Language Processing, automatic extracting the meaning of texts constitutes an important problem. Our focus is the computational analysis of meaning of short scientific texts (abstracts or brief reports). In this paper, a vector space model is developed for quantifying the meaning of words and texts. We introduce the *Meaning Space*, in which the meaning of a word is represented by a vector of *Relative Information Gain* (RIG) about the subject categories that the text belongs to, which can be obtained from observing the word in the text.

This new approach is applied to construct the Meaning Space based on Leicester Scientific Corpus (LSC) and Leicester Scientific Dictionary-Core (LScDC). The LSC is a scientific corpus of 1,673,350 abstracts and the LScDC is a scientific dictionary which words are extracted from the LSC. Each text in the LSC belongs to at least one of 252 subject categories of Web of Science (WoS). These categories are used in construction of vectors of information gains.

The Meaning Space is described and statistically analysed for the LSC with the LScDC. The usefulness of the proposed representation technique is evaluated through top-ranked words in each category. The most informative n words are ordered. We demonstrated that RIG-based word ranking is much more useful than ranking based on raw word frequency in determining the science-specific meaning and importance of a word. The proposed model based on RIG is shown to have ability to stand out topic-specific words in subject categories. The most informative words are presented for 252 subject categories. The new scientific dictionary and the $103,998 \times 252$ Word-Category RIG Matrix are available online.

Analysis of the Meaning Space provides us with a tool to further explore quantifying the meaning of a text using more complex and context-dependent meaning models that use co-occurrence of words and their combinations.

Keywords: Natural Language Processing, Text Mining, Information Extraction, Scientific Corpus, Scientific Dictionary, Text Data, Quantification of Meaning, Meaning of Word, Meaning in Research Texts, R Programming

CONTENTS

1. Introduction	2
1.1. The Problem and Preliminaries	2
1.2. Approaches to Meaning of Words	8
1.3. Quantification of Meaning and Space of Meaning for Scientific Texts	11
1.4. The Structure of This Paper	14

¹SCHOOL OF MATHEMATICS AND ACTUARIAL SCIENCE, UNIVERSITY OF LEICESTER, LEICESTER LE1 7RH, UK

E-mail addresses: ns433@le.ac.uk (N. Süzen), em322@le.ac.uk (E.M. Mirkes), ag153@le.ac.uk (A.N. Gorban).

2. Representation of Words by Vectors in the Meaning Space	14
2.1. Representation of Words by Vectors of Frequencies in Categories	14
2.2. Word Meaning as a Vector of RIGs Extracted for Categories	16
3. Experimental Results	21
3.1. Discovering Anomalies in the Data by Information Gain-Based Representation Technique	22
3.2. The Data	26
3.3. Words Represented by Vectors of Frequencies in Categories for the LSC	32
3.4. Word-Category RIG Matrix for the LSC	33
3.5. Results	33
4. Thesaurus for Science: Leicester Scientific Thesaurus (LScT)	41
5. Conclusion and Discussion	46
References	48
Appendices	51
Appendix A. Some additional examples of notices.	51
Appendix B. List of Categories.	53
Appendix C. List of Research Areas.	59
Appendix D. Word Clouds and Histograms for Categories.	63
Appendix E. The most Informative 100 words in categories with their RIGs.	67

1. INTRODUCTION

1.1. The Problem and Preliminaries

Automatic analysis of text meaning is one of the main problems in Natural Language Processing (NLP). This work is focused on the computational analysis of the meaning of short scientific texts (abstracts or brief reports). The starting point is a combination of a simple Bag of Word (BoW) model with the holistic approach to the text meaning: the text is considered as a collection of words, the meaning of the text is hidden in a situation of use, which is evaluated as a whole. A space of meaning for words is created from the analysis of situations of their use and then, after detailed analysis of this space (including dimensionality reduction and clustering) we will return to the texts and introduce more complex models including words co-occurrence analysis, combination of word’s meaning etc.

First of all, we have to consider the “meaning of meaning”. This is an extremely deeply discussed topic, since antiquity till modern time (see, for example, [1, 2, 3, 4]), but the consensus is still on the way. We start from the Wittgenstein formulation: “Meaning is use” or, in more detail, “For a large class of cases though not for all in which we employ the word ‘meaning’ it can be defined thus: the meaning of a word is its use in the language” [5, §43].

This idea was widely discussed. This paper aims to propose an approach to computational analysis of meaning for a large family of texts. The texts we work with (abstracts or brief reports) have well defined dominant communicative function:

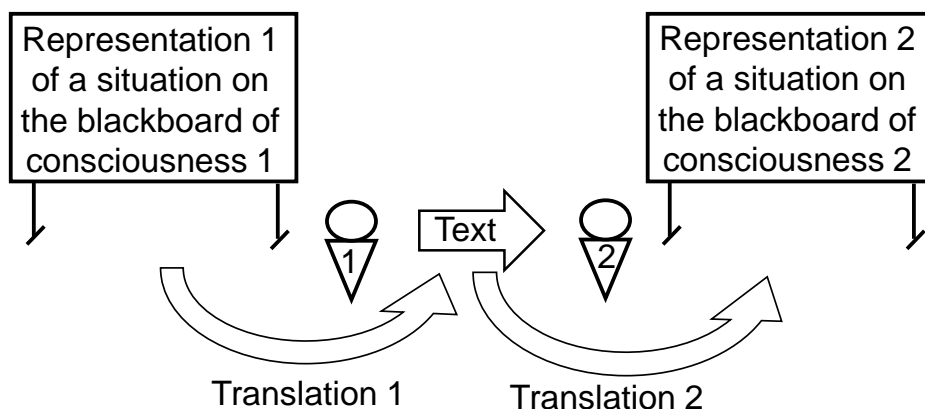


FIGURE 1.1. The idealised scheme of the act of communication. There is a representation of a situation on the sender's 'blackboard of the consciousness' (a representation 1 of a situation 1). A text related to this situation is generated by the sender (translation 1). This text is transmitted to the receiver and transformed by him into a representation of a situation (representation 2 of a situation 2). The situation can be the situation in a real world, the imaginary situation in a possible world, an impossible situation in an impossible world, a chimeric situation combined from several possible or imaginary situation, and so on. We do not study the relations of representation to reality, but only consider the chain: Representation 1 \rightarrow Text \rightarrow Representation 2.

this is the representative function. An elementary basic scheme of the correspondent act of communication is presented in Figure 1.1. In this scheme, we see two representations of the situation on the blackboard of consciousness: the sender's representation of the situation and the receiver's representation of the situation. Moreover, the represented situations can be different. In fact, they are always different, and special tools are invented and used to make them as close as possible when necessary. The situations are not compulsory real. They can be real, possibly real or imaginary, and even impossible.

It is necessary to stress that the sender's and the receiver's representations never coincide and:

- Do not represent any situation 'in detail' and, therefore, can represent parts (or projections, let us recall the Plato's Cave allegory) of many different situations at the same time;
- Can include internal contradictions and, therefore, can represent nothing possible in reality;
- Can partially represent different situations, that is, can be 'chimeric' combinations of different possible real or imaginary situations.

There are two 'translation' operations in the scheme Figure 1.1: (i) from the sender's representation of the situation to the text of the message and (ii) from the text of

the message to the the receiver’s representation. Both these operations depend on much wider context of the communication including experience of the sender and receiver. Of course, the standard scientific communication assumes that there may be many receivers and the sender can be not a single person. This one-to-many or even many-to-many communication adds more situations and representations and may also add some less trivial multi-agent structures with additional communication channels.

We consider using the language to transmit information about the represented situations (Figure 1.1) and neglect many other uses of the language, from military orders to psychological manipulations. The scheme of the act of communication (Figure 1.1) includes just very basic elements and can be elaborated in much more detail. Here we should refer to the classical works of G.P. Shchedrovitsky [6, 7] and J. Habermas [8, 9]. For our purposes in this work, the basic scheme (Figure 1.1) is sufficient.

According to Shchedrovitsky [6], at the level of ‘simple communication’ there is no ‘meaning’ different from the processes of understanding themselves, which correlate and connect the elements of the text message with each other and with the elements of the situation being restored.

Meaning, for our analysis, is hidden in the relationship between the representation of situations on the ‘blackboard of the consciousness’ and the texts of the messages. That is, a formal analysis of meaning requires the formalisation of translation operations presented in the scheme of a communication act (Figure 1.1). Moreover, we can state that we understand the *meaning of meaning* if and only if we can produce such a translation. This translation is context-dependent, the unique experience of the sender and the receiver is involved in this context, so the task of “reproducing the translation” is not fully feasible. Moreover, understanding can be represented as a reflexive game [10] with different levels (The sender prepares a message taking into account the experience of the receiver, his goals and tools, and guesses that the receiver takes into account the experience of the sender, his goals and tools, and... Analogously, the receiver tries to understand the message taking into account..., etc.)

The relation between the text and the representation of the situation cannot be considered as a bijection (both for sender’s and receiver’s representation). It is many-to-many correspondence: each text corresponds to many situations and each situation can have many representing texts. Moreover, the further consistent formalisation requires the notion of *fuzzy many-to-many correspondence* elaborated for relational databases [11].

According to Mel’uk [12, 13, 14, 15], the natural language is “*the meaning to text and text to meaning transformer*”. He accepted a very strong hypothesis that we are able to describe meaning in a special *semantic language*.

We prefer to be more flexible at this point and characterise a situation “behind the text” by a set of attributes, the method of this characterisation can be changed and does not give a unique and exhaustive presentation of it.

Despite the multiplicity of possible translations, creating of a plausible translation (one of many possible versions) and description of the cloud of such versions of translation can be challenging. This problem resembles the translation problem for natural languages. Now, after impressive progress of machine translation, it seems to be a very attractive idea to apply the modern machine learning tools and

encoder-decoder approach [16] to analysis and simulation the translation operations Representation 1 \rightarrow Text \rightarrow Representation 2 (Figure 1.1).

Huge digitized collections of texts exist and are available online. On the contrary, unfortunately, there is no generally accepted common tools for working directly with representations of situations. Various philosophical and logical aspects of this problem were discussed previously by many authors (see, for example, the book ‘Representation and reality’ [17]).

We do not have a universal toolbox for work with all representations of situations and cannot propose a general solution to this problem. Such a solution, perhaps, is impossible in a finite closed form despite many efforts over decades. Our goal is more modest. We will provide computational analysis of relations between texts of messages and representations of situations for a large collection of brief scientific texts. To do this, these representations must be standardised, at least in part, and expressed in the form of diagrams, specially organized texts or other means.

The simplest approach is to replace the situation representations with the values of some attributes. This approach is not only the simplest, but also quite universal. Many forms of more specific descriptions of situations can be transformed into vectors of attributes. The choice of attributes can be very broad. A classical collection of examples is provided by various version of sentiment analysis. We aim to provide another basic example specific to scientific texts: a list of scientific subject categories that the text belongs to. The list of 252 possible categories is generally accepted and standardised by WoS. Of course, the variety of possible extensions and modifications of the set of attributes characterising the situation is virtually infinite.

Initially, in the act of communication, the situation is not represented by a universally conventional set of attributes. The introduction of attributes is an additional operation external to the communication and is not included in the scheme of simple communication (Figure 1.1). Moreover, an additional operation must be performed for the selected set of attributes: evaluating their values. This operation can be done either on the sender’s side (Figure 1.2), the receiver’s side (Figure 1.3), or by combinations of these approaches. For example, categorisation of a brief scientific texts is a result of combined efforts: the authors select the categories by their choice of the journal, of the keywords, or by the pointing the categories directly, then the editors can have their own choice, then WoS can finalise the list of subject categories for this text.

For most information services, the choice of subject categories is the result of an understanding of the text by many agents and conflicts of understanding are possible. Even on a famous and very ‘liberal’ preprint server, arXiv, moderators can sometimes change the category selected by the authors. For example, an author may decide that his paper belong to the category ‘condensed matter’, whereas the moderator may look through the paper and understand that the main category is not ‘condensed matter’ research but rather ‘nonlinear science’ (this was a real life example). This simple example is important because it demonstrates that the content of the text may differ from its meaning: the text contained an explicit reference to ‘condensed matter’, but this *content* was questioned by the moderator, since in his *understanding* the research refers mainly to nonlinear science, and not to condensed matter. There are important differences between the concepts of ‘meaning’ and ‘content’ [6], which are often confused (just as understanding the

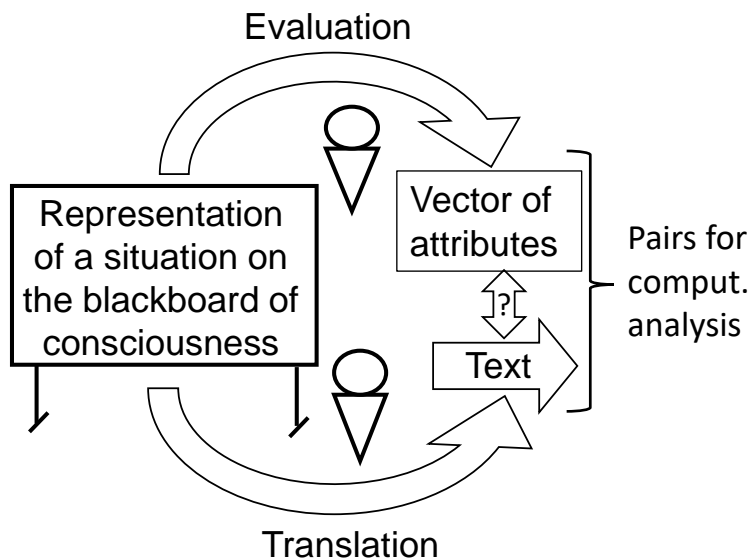


FIGURE 1.2. Parallel (sender's) generation of the learning set for computational analysis and quantification of meaning. One of the main problems is the relationship between the content of texts and the evaluated attributes of the situation.

situation behind the text is often confused with recognising the content of the text).

In the general case, agents who are looking for the meaning of the text can be both humans or computer systems. The latter understand the text in the sense that they define the attributes of the situation behind the text. In our analysis below, the starting point is the combination of the text with the list of the subject categories the text belongs to (1,673,350 abstracts and 252 categories).

The core idea of this approach goes back to the lexical approach of Sir Francis Galton. He selected the personality-descriptive terms and stated the problem of their interrelations for real persons. This work was continued by Thurstone [18]. He selected sixty adjectives (attributes of a person that are in common use). The respondents (1300 persons) were asked to imagine a person they knew well and to select the adjectives that can best describe this person. That is, a person was described by a 60-dimensional Boolean vector. The coordinates correspond to the attributes, the value is 1, if the attribute was selected to characterise the person, and 0 otherwise. Factor analysis gave five factors. After many years of development and discussions, the modern five-factor personality model became one of the common tools in psychodiagnosis [19, 20].

In psycholinguistics, Osgood with co-workers [21] used a similar approach for creation of the 3D space of meaning by extraction of three 'coordinates of meaning' from the evaluation of the 'affective meaning' of words (objects) by people. These

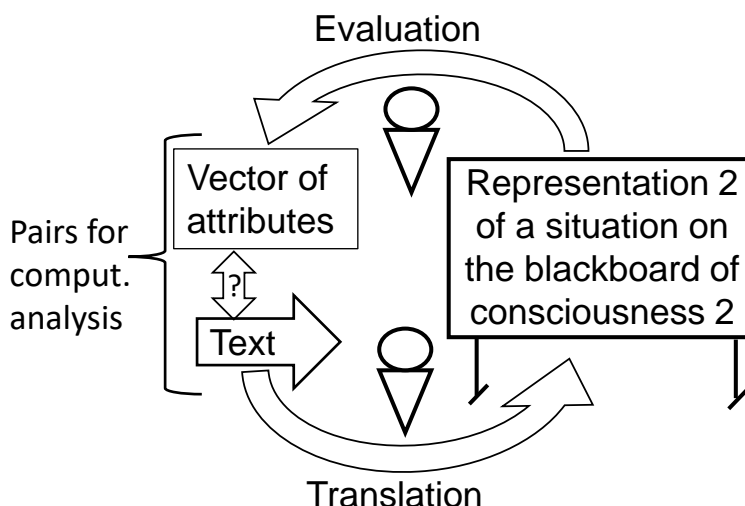


FIGURE 1.3. Antiparallel (receiver's) generation of the learning set for computational analysis and quantification of meaning. One of the main problems is the relationship between the content of texts and the evaluated attributes of the situation.

three coordinates are three extracted factors: Evaluation, Potency, and Activity. Of course, the researches started from many different scales and these three were extracted by factor analysis.

Galton, Thurstone, Osgood and their followers asked respondents to evaluate a single object or person. Nevertheless, we can guess that these evaluations were related to some situations with this single object or person, not just to an isolated abstract object. The people evaluated not the abstract 'terms' but the psychologically meaningful situations behind these terms. These situations were the sources of the 'affective meaning' or the personality evaluations. For example, if we evaluate a person as accurate, reliable, and friendly then we have in mind some situations where these properties were demonstrated. The same, if we evaluate a 'dog' as strong, good, and active (or, say, weak, bad and active), we have in mind a dominant situation which we associate with a dog.

The 'affective meaning' or psychological properties do not seem reasonable tools for description of the situations behind scientific texts. In our world of abstracts and brief scientific texts, there is another, scientifically specific description of the situation of use – the categories of the text. There are 252 Web of Science (WoS) categories for the Leicester Scientific Corpus (LSC), to which the text could belong (see Table B.1). These categories can intersect: a text can belong to several categories. We will use these 252 binary attributes (the text belongs to a given category, or does not belong to it) as a basic description of the situation.

The categories evaluate the situation (the research area) related to the text as a whole, not as a results of the combination of words' meaning. In this holistic approach, we define the general meaning of a word in short scientific texts as the information that the use of this word in texts carries about the categories to which

these texts belong. More specifically, that is the *Relative Information Gain* (RIG) about the subject categories that the text belongs to, which can be obtained from observing the word in the text. This RIG is defined for each word and each category. Thus, a meaning of a word is represented by a 252-dimensional vector of RIGs. We create and study this space of meanings.

- (1) We intend to analyse the meaning of scientific texts.
- (2) We considered the specific world of the texts - the abstracts of research papers.
- (3) We narrowed the whole world of abstracts to a sample: 1,673,350 texts from the Leicester Scientific Corpus (LSC) [22].
- (4) We characterize the research situations behind the text by 252 binary attributes – the scientific WoS categories.

Thus, to follow this way, we need a triad: dictionary, texts, and multidimensional evaluation of the situation of use presented by the categories. We prepared the first two elements in the previous work and the results are available online [23, 24, 25]. Now, we start to create the space of meaning.

In our case study, we employed very simple attributes for description of the text usage situation, the research subject categories of the text. This list of attributes can be modified and extended. The level of detail of the Meaning Space can vary greatly within the framework of the proposed approach.

1.2. Approaches to Meaning of Words

Let us take a quick look at some relevant ideas about quantifying the meaning of words. Quantifying the meanings of words in a metric space might be used to measure the meanings of texts in the same metric as a BoW. A key issue in understanding the meaning of texts is to use a precise metric based on words' meanings. In classical psycholinguistic studies it is common to allocate words in a metric space based on their semantic connotations [26, 27]. Semantic space model is a representation technique where each word is assigned to a point in high dimensional vector space. Vector Space Model (VSM) is one of the most attractive models for researchers since it makes semantics computable [28]. Osgood hypothesised 3-dimensional semantic space to quantify connotative meanings in his theory of *Semantic Differential* concerning psychological and behavioural aspects [21, 29, 30]. The semantic space in his work was built by, in his words, 'three orthogonal bipolar dimensions': Evaluation (E), Potency (P) and Activity (A) where each word is uniquely located on. Following this method of semantic differential, many studies have been attempted by both psychologists and linguists to identify new dimensions of semantic space and to measure the meaning [21, 27, 31, 32]. The structures of semantic spaces are constructed differently by various researchers.

From the perspective of distributional linguistics, a semantic space model is a representation technique for contextual similarity of words by their co-occurrence counts. Distributional hypothesis was introduced by Harris [33] and Distributional Semantic Models (DSM) were then proposed to represent word semantic by distributional vectors [28, 34, 35, 36]. This idea claims that words' similarity can be characterised by their distribution of contexts [37, 38]. The model offers that each word is represented by distribution of its contexts and the distribution of contexts

can be learnt from the co-occurrence. The axes in the space are determined by local word co-occurrences and the similarity of a word is measured by its position found by counting co-occurrences to other words in this semantic space [39]. This means that a word’s distributional context is represented by a vector of co-occurrences with other context words in a window, where a window can be a certain number of words or lemmas (e.g. words, phrases, sentence, paragraph or document).

Researchers in cognitive studies and information retrieval noted that usage of raw co-occurrence counts is problematic as semantic similarity will have frequency bias [32]. It is proposed that degrees of similarity between word occurrences can be assigned. Different approaches are used to avoid this problem by weighing of elements of the vector. Latent Semantic Analysis (LSA) is one of vector space models in NLP, in particular DSM, for estimating and representing the meaning of word based on statistical computations [40, 41]. In LSA, word senses (or meanings) are approximated in high dimensional space by its effect on the meaning of contexts in which it occurs [42]. Relationship between texts based on their words and relationship between words based on their appearances in texts are analysed simultaneously in order to extract relations of words in terms of their contexts.

LSA has been used for an adequate theory of word meaning by researchers from a wide range of research areas including psychology, philosophy, linguistics, information retrieval and cognitive science [43, 44, 45]. In cognitive science, the focus is to model human memory by activating the meaning potentials by other words in the context under the assumption that cognitive components of meaning of word are linked in a semantic-based network and changes dynamically [46]. It is assumed that human knowledge acquisition actually follows the same process that LSA does: checking events in their internal and external environments and deriving the knowledge from a high dimensional semantic space by a procedure like dimension reduction [47, 48]. Here, the semantic space is used as a basis for all cognitive processing. Although LSA supplies a usefull simulation of human cognitive processes, it is argued that LSA knowledge base does not provide a complete modelling of cognition [47]. There are limitations in modification of context and updating the model of semantic dimensions – in this knowledge base – which are characteristic of analytic thinking and dynamic structure of the human cognitive processes [49]. Even if this problem is solved, there are other fundamental semantic problems for LSA such as polysemous words. In LSA, when each word is represented as a single context-free vector in the semantic space, different meanings or senses of a word is not taken into account [40].

This problem matches the task of characterisation of word meaning by its dictionary senses in Word Sense Disambiguation (WSD). WSD is defined as a task to determine the word sense (meaning) by the use of the word in a context in NLP and Machine Learning. In traditional word sense studies, meaning of a word is characterised by mutually disjoint senses covered in dictionaries as the best fit to the its dictionary senses [50]. By both linguistics and psychologists, it has been argued that clear distinctions of senses can be difficult in certain contexts due to fluctuations of meaning in context [44, 46, 51], especially for polysemous words. Hanks (lexicographer) pointed this problem in his paper where he questioned ‘Do word meaning exist?’ [46] as:

“...words have meaning potentials, rather than just meaning. The meaning potential of each word is made up of a number of components, which may be activated cognitively by other words in the context in which it is used. These cognitive components are linked in a network which provides the whole semantic base of the language, with enormous dynamic potential for saying new things and relating the unknown to the known.”

The problem of ‘fluctuation of meaning in context’ is also important in theories of mental representation of word senses in Psychology. This was very well discussed by Kintsch [40, 47, 52, 53] who stressed the complexity of representation of polygamous words into a single vector in the semantic space in LSA. He questioned ‘How is the meaning of words represented in the mind?’ and discussed the problem in the aspects of ‘mental lexicon’ and ‘generative lexicon’ approaches to the representation of meaning [51]. He came up with the result that both mental lexicon and generative lexicon approaches have limitations in representation of the meanings when word meanings are constructed by their explicit definitions due to multiple senses of words and the flexibility of word meanings. He then discussed the implicit way to define word meaning: relations of the word to other words in the context. According to his research, LSA allows us to modify word meaning by situating the meaning as a vector in high-dimensional semantic space. In this case, the full meaning of the word is not defined, but it is explained in a relational system by only its semantic relationships with other words. He argued that standard composition rule for vectors in LSA does not distinguish the different meanings of a word; therefore, word meanings should be modified according to the different context – where it appears in – by context-sensitive composition algorithms.

Polysemy is one of the characteristics of words in all natural languages. Psycholinguistic studies approach this phenomenon to answer questions of how to represent multiple senses in mental lexicon and how to activate senses during language comprehension [45]. The mental lexicon here can be considered as a mental repertoire containing the list of meanings or senses in the mind. Linguistics proposed several approaches for sense representation in mental lexicon, basically classified as separate sense representation and single core representation. Even though some polysemy studies argue the discreteness of sense storage in mental lexicon [44, 54, 55], the majority of studies suggests that polysemous senses can overlap in their mental representations [50, 56, 57, 58, 59].

Moreover, polysemy of words is one of major focuses in distributional semantics and it is yet to be studied [60, 61, 62]. Some researches in distributional semantics have made modelling the differences of meanings in two occurrences of a word in different contexts possible by developing specialized models for word meaning [63, 64, 65, 66]. Such methods do not approach to word meaning by considering disjoint senses. Alternative models were purposed in which word meaning is not just extracted by pre-defined senses, but from the links between words and their window-based context words. To extract ‘contextualised meaning’ of a word or a set of words, co-occurrence vectors are constructed and vector operations are used [64, 65, 67, 68]. A probabilistic method that word meaning is modelled as a probability distribution over latent dimensions (senses) was applied by [65, 67]. Contextualized meaning was build as a change in original sense distribution. Cruys,

Poibeau and Korhonen then purposed a model in which latent space is used to identify important dimensions for a context and adapt to vector of words constructed by the dependency relations with window-based context words [69].

1.3. Quantification of Meaning and Space of Meaning for Scientific Texts

In academic disciplines, the notion of meaning of a word was analysed in many works ranging from psychology to linguistics, philosophy to pedagogy and computer science [70, 71]. Technical innovations in computerised methods and extensive psycholinguistic and neurolinguistic experiments have made investigating word meanings in different perspectives and linking between the language and cognition, and the language in people’s mind possible.

There is no unique way to represent meanings that can be used in all theories of lexical semantics from different perspectives. Semantics studies require different semantic representations on the formalism for meaning of word [72]. According to Kintsch, philosophers work with meaning of concepts instead of words, psychologists mostly study concept formation than vocabulary acquisition and linguistics work on meaning of word [47]. But, at this point precise representing and approximating the meaning of concept or specially a text such as sentences, passages or documents are still active problems in NLP and all other disciplines concerning with ‘meaning’.

In this research, we specifically focus on meanings in scientific texts. We concern with how meaning can be extracted by analysing the large scientific corpus. Our fundamental assumption is that the meaning of a text can be extracted from the occurrence of its words in texts across the scientific categories. We hypothesize that there is a great connection between the meaning in a text and the vocabulary used in the text; however, we cannot say that each word has the same importance in all research disciplines. In fact, words have scientifically specific meaning in texts based on differences of use in subject categories and these meanings can be estimated from their occurrences in texts within categories. Difference in word meanings for categories correlates with the difference in distribution of words across categories. As they are scientific texts, we consider that occurrence of these words in texts of categories can be used in characterisation of word meaning for science.

Our approach to quantifying the meaning of a word differs from measuring its meaning on the basis of human sensations and feelings, as in psycholinguistic studies. Although measuring the meaning of a word in context by characterization through its dictionary meanings has many important implications in computational linguistics and psycholinguistic research, we do not focus here on dictionary meanings. Rather, we create a model for word representation that allows us to extract the meaning of a word through its importance in various scientific fields without distinguishing its dictionary meanings. We approach the meaning of a word through the predictive power of a corpus analytical procedure under the assumption that the meaning of a word is determined by its use in scientific disciplines. This actually matches the *statistical semantics hypothesis* that ‘statistical patterns of human word usage can be utilised to figure out what people mean’ [28]. We can also reword this as ‘statistical patterns of word usage in scientific fields can be used to figure out what a text means’.

In these relations, the meaning of a word is defined as a vector of RIGs from the word to a category. Given such information, meaning can be defined for each word and then for research text [23]. A natural way to formalise this is to represent words as vectors and texts as sets of vectors in a specially constructed space. Differences in the distributions of vectors reflect differences in meaning of texts. This technique allowed us to represent each word by a distribution of numerical values over categories and meaning in text through a vector space model, that is, quantifying of meaning.

In many semantic studies, the vector space is obtained by co-occurrence of words as discussed before. There are currently two broad VSMS based on co-occurrence: word-word and word-document where vectors are (normalised) frequency counts and dimensions are contexts (words or documents)[73]. Vectors are called *context vectors* in this case, and words are represented by the context vectors. In distributional hypothesis, these vectors are used to compute vector similarity. However, co-occurrence models are plagued with efficiency in real-word applications [73]. There are two main problems in the usage of such approaches: first is the dimensionality in contexts vectors and the second is sparse data problem. In the first problem, the dimension of co-occurrence matrix will tend to be extremely big for large data. In the second problem, as the vast majority of words occurs in a very small fraction of set of contexts [74], the majority of the entities of vectors will be zero. Therefore, the co-occurrence matrix will not give reliable results for large data and brief texts. Additional to these two problems, specifically, usage of co-occurrence is not appropriate for the representation of scientific texts due to multidisciplinary researches in the collection [23]. Therefore, we introduce a new vector space to represent word meaning based on words' informational importance in the subject categories.

We begin by creating a space to represent words meaning. The *Meaning Space* is defined as a vector space, in which coordinates correspond to the subject categories. A word is represented by a vector of RIG about the subject categories that the text belongs to, which can be obtained from observing the word in the text. This approach allows us to identify the importance of the word for the corresponding category in terms of information gained when separating the corresponding category from its complement (like, for example, separating texts in category 'algebra' from the text that do not belong to this category).

To define RIGs, we consider the following two attributes of text d for a given word w_j and a given category c_k :

- $c_k(d)$: The text d is in the category c_k : Attribute values are Yes ($c_k(d) = 1$) or No ($c_k(d) = 0$);
- $w_j(d)$: The word is in the text: Attribute values are Yes ($w_j(d) = 1$) or No ($w_j(d) = 0$).

The corpus is considered as a probabilistic sample space (the space of equally probable elementary results, each of which is a random selection of text from the corpus). RIG measures the (normalized) information about the value of $c_k(d)$, which can be extracted from the value $w_j(d)$ (i.e. from observing the word w_j in the text d) for a text d from the corpus.

As we have a number of word vectors, it is convenient to organise the vectors into a matrix. These vectors are used to construct *Word-Category RIG Matrix*, in which rows correspond to words and columns correspond to categories. Each entry in the matrix corresponds to a pair (*category, word*). Its value for the pair

(c_k, w_j) shows the RIG on the belonging of a text from the corpus to the category c_k from observing the word w_j in this text. Word-Category RIG vectors estimate the meaning of words as their importance in the research fields. Thus, row vectors in the Word-Category RIG Matrix indicate words' scientific meanings.

This approach computes a distributional representation (RIGs) for a word across all research subjects (RIGs in categories). Following to the distributional semantic hypothesis, if words have similar row vectors in the Word-Category RIG Matrix, they tend to have similar meanings. The hypothesis is that if texts have a similar distributions of word meanings – similar clouds of word meanings vectors – then they tend to have similar meanings.

We note that proposed hypothesis does not require an explicit distinguishing between homonymy and polysemy for words; it only requires linking the meaning of words to their importance in categories. With this approach, vocabulary meanings do not directly affect the representation of the meaning of the word. Rather, the meaning of a word is characterized through its measured information content in various scientific subject categories.

In this research, we present the first stage of ‘quantifying of meaning’: construction of the Meaning Space and representing word meaning as a vector of RIGs for categories in this space. Such an understanding of meaning of words can help analyse the meaning of the texts. Having quantified meaning of words, one can represent all words in a corpus and then texts in the Meaning Space. Specifically, each text in the corpus is a cloud of RIG vectors and the text meaning can be later estimated and constructed by these distributions. Analysis of texts will be focused in the next stage of the research. Text analysis will be the next stage of the research. The earliest (preparatory) stage of the project was presented in [24, 23].

The empirical analysis of this research is based on the Leicester Scientific Corpus which includes 1,673,350 texts [22] and Leicester Scientific Dictionary-Core (LScDC) of 103,998 words [75]. The main hypothesis for construction of the Meaning Space is: meaning is the vector of information gains from the word to the categories assigned to the text. We used 252 categories of WoS.

We evaluated the Meaning Space and representation of word meaning in this space through top-ranked words in each category. We constructed the Word-Category RIG Matrix for the LSC [76]. The most informative words in each category are presented. It is shown that the proposed representation technique stands out topic-specific words in categories. We compared this approach with the representation technique where words are represented by vectors of their raw frequencies in categories. Words are ranked by both frequencies and RIGs in categories. We demonstrated that frequencies are not much useful for identifying the most informative words in categories. We concluded that frequency is not much important in this sense.

For each word in the LScDC, the sum and maximum of RIGs in categories are calculated and added at the end of the Word-Category RIG Matrix. Words can be ordered by their informativeness in scientific texts by these two criteria. The most informative n words for scientific texts can be extracted by ordering/sorting words in column of the sum or maximum of RIGs. We compared these two ordering criteria by counting the number of matches in the top n words, where n ranges from 100 to 50,000. We concluded that the majority of the first 100 words do not match,

with 28% matched words. The intersection of words reaches to approximately 50% for the top 1,000 words, and then 99% for the top 50,000 words.

Finally, we created a scientific thesaurus in which the most informative words were selected from the LScDC by their average RIGs in categories. The thesaurus was called *Leicester Scientific Thesaurus (LScT)*. LScT contains the most informative 5,000 words in the corpus LSC. These words are considered as the most meaningful words in science. The full list of words in LScT is available online [76].

1.4. The Structure of This Paper

This paper is organised as follows. In Section 2, the Meaning Space is constructed and the representation of words by vectors in the Meaning Space is discussed. Given the representation of words by vectors of RIGs, we look at words ordered by their RIGs in each category. In Section 3, we present the first findings of the new representation technique and the anomalies detected in the data by this model. To avoid a possible abnormal appearances of the words in the categories, we apply a further cleaning procedure of the LSC. The latest versions of the LSC, dictionaries Leicester Scientific Dictionary (LScD) and the LScDC are described [22, 75, 77]. Finally, we construct the Word-Category RIG Matrix for the LSC [76] and discuss the experimental results in this section. In section 4, we introduce the Leicester Scientific Thesaurus (LScT), in which there are 5,000 of the LScDC words selected by their average RIGs in categories. In Section 5, the conclusion and outlook are summarised.

2. REPRESENTATION OF WORDS BY VECTORS IN THE MEANING SPACE

In this section, we discuss the architecture of our approach to estimating the word meaning in a collection of documents. We assume that the dataset is a large corpus of natural language scientific texts and each text in the corpus belongs to at least one subject category. We hypothesize that words have scientifically specific meaning in categories and the meaning can be estimated by information gains from the word to the category. Before inquiring into the measurement of the meaning, we will mention how to represent each word as a vector of frequencies in categories. We then introduce a new approach to word meaning, in which each word is represented by a vector of RIGs in the *Meaning Space*.

2.1. Representation of Words by Vectors of Frequencies in Categories

In this section, we review how to represent a word in a vector space model by using appearances this word in texts belonging to subject categories. A word representation method is defined in order to indicate term absence/presence in texts of categories. Each word is represented by a vector of frequencies in categories. That is, the number of presence of a word is calculated by how frequently this word is observed in texts belonging to the category. Each entry of the vector consists of the number of texts containing the word in the corresponding category.

It is noteworthy that texts in a corpus do not necessarily belong to a single category as they are likely to correspond to multidisciplinary studies, specifically

in a corpus of scientific researches. In other words, categories may not be mutually exclusive.

For every word w_j from the dictionary ($j = 1, \dots, N$) and every text d_i from the corpus ($i = 1, \dots, M$) the indicator $w_j(d_i)$ is defined. If the word w_j occurs in the text d_i (once or more), then $w_j(d_i) = 1$. Otherwise, $w_j(d_i) = 0$.

Let D_k be a set of texts in the category c_k . The frequency of the word w_j in the category c_k is

$$w_{jk} = \sum_{d_i \in D_k} w_j(d_i),$$

This w_{jk} is the number of texts containing the word w_j in the category c_k .

The vector of frequencies is defined for each word w_j from the dictionary. Let us use the notation \vec{w}_j for it. Coordinates of this vectors are w_{jk} , where index $k = 1, \dots, K$ corresponds to the subject categories.

Thus, each word w_j in the corpus is represented by a vector of frequencies w_{jk} denoted by

$$\vec{w}_j = (w_{j1}, w_{j2}, \dots, w_{jK}),$$

where K is the number of categories in the corpus. The collection of vectors, with all words and categories in the entire corpus, can be shown in a table. Each entry w_{jk} of the Table 2.1 corresponds to a word and a category.

TABLE 2.1. The structure of dictionary representation by frequencies w_{jk}

Category	c_1	c_2	\dots	c_K
Word	w_{11}	w_{12}	\dots	w_{1K}
w_1	w_{11}	w_{12}	\dots	w_{1K}
w_2	w_{21}	w_{22}	\dots	w_{2K}
\vdots	\vdots	\vdots	\dots	\vdots
w_N	w_{N1}	w_{N2}	\dots	w_{NK}

The number of documents in the category c_k is $|D_k|$. Importantly,

$$|D_k| \leq \sum_j w_{jk}$$

as each text usually has more than one word, and several different words can belong to the same text. To simplify the notation for further calculations, we now define the set of texts containing the word w_j as D^j . We note that

$$|D^j| \leq \sum_k w_{jk}$$

and equality holds in the case when categories are mutually exclusive.

The number of texts in the categories varies widely, so w_{jk} is expected to increase as the number of texts in a category increases. This does not necessarily mean that a word rarely appearing in a category is less important for this category than for other categories in which the word appears more frequently (see the definition of

information gain in the next section). Therefore, direct usage of frequencies may result inappropriate findings in quantification of words' meanings.

Given the collection of vectors, various schemes for normalisation can be performed to adjust the vectors \vec{w}_j to a common scale. The simplest and the most popular approach for normalisation is transformation to a vector where the sum of the elements is 1, that is normalisation to unite l_1 norm. For the mutually exclusive categories, this normalisation is related to the law of total probability. The objective of this normalisation scheme is to make vectors comparable by rescaling them to the same length in the l_1 norm. For a given vector \vec{w}_j , the normalisation can be performed as

$$P_{jk} = \frac{w_{jk}}{\sum_i w_{ji}}$$

where $\sum_k P_{jk} = 1$. It should be stressed that when categories are not exclusive, $\sum_k w_{jk}$ is not the total number of texts containing the word w_j . In other words, texts containing the word could be counted more than once in the sum.

In similar way, the column vectors can be normalised as

$$Q_{jk} = \frac{w_{jk}}{\sum_i w_{ik}}$$

However, this representation does not indicate the proportion of exact number of texts in the category.

A reasonable normalisation can also be obtained in two-steps:

- (1) Normalize each frequency:

$$w_{jk} \mapsto \frac{w_{jk}}{|D_k|};$$

- (2) Normalize the matrix to the unite sum in rows.

As a result, w_{jk} will be transformed into

$$\frac{w_{jk}}{|D_k| \sum_i \frac{w_{ji}}{|D_i|}}.$$

In calculation of RIGs below, the estimation of probabilities are used based on the table of frequencies. For ranking of words in categories, the raw frequencies were also used and compared to RIG-based ranking.

2.2. Word Meaning as a Vector of RIGs Extracted for Categories

Having a collection of frequency vectors, it is easy to calculate the vectors of information gains (from observing the word in the text to categories which the text belongs to). These vectors will quantify the meaning the words. The hypothesis here is that the informational content of a word about each category can be measured by comparing the appearance of a word in texts of a given category and its appearance in texts not related to this category (i.e, how the presence/absence of the word in texts can help to separate the category from its set-theoretical complement).

A general concept for computing information is the Shannon entropy introduced by Shannon [78]. *Information Gain (IG)* is a common feature selection criterion in machine learning used, in particular, for evaluation of word goodness [79, 80]. The information gain is the measure of the information extracted about one random

variable if the value of another random variable is known. It is closely related to the *mutual information*, that measures the statistical dependence between two random variables. The larger value of the gain means the stronger relationship between the variables. The information gain of random variable A with values (or states) a_1, \dots, a_n from the random variable B with values (or states) b_1, \dots, b_m is defined as:

$$\begin{aligned}
 IG(A, B) = & - \sum_{i=1}^n P(A = a_i) \log_2 P(A = a_i) \\
 & + \sum_{j=1}^m P(B = b_j) \sum_{i=1}^n P(A = a_i | B = b_j) \log_2 P(A = a_i | B = b_j)
 \end{aligned} \tag{1}$$

where $P(A = a_i)$ is probability of observing the value a_i of the random variable A , $P(B = b_j)$ is probability of observing the value b_j of the random variable B , $P(A = a_i | B = b_j)$ is conditional probability of observing the value a_i of the random variable A given the value b_j of the random variable B . $IG(A|B)$ measures the number of bits of information obtained for prediction of a value of the variable A by knowing the value of the variable B .

In the concept of text categorisation, the information gain measures how important a given word is for category prediction. A larger gain indicates that the probability to find the word in the texts *inside* the category differs considerably from the probability to find it in the text *outside* this category. If the categories are mutually exclusive then we can consider them as values of a categoric feature C of the text with values c_i and define the information gain $IG(C, w)$ from observing a word w in the text about the value of C [80] by the textbook formula:

$$\begin{aligned}
 IG(C, w) = & - \sum_{i=1}^m P(c_i) \log_2 P(c_i) + P(w) \sum_{i=1}^m P(c_i | w) \log_2 P(c_i | w) \\
 & + P(\bar{w}) \sum_{i=1}^m P(c_i | \bar{w}) \log_2 P(c_i | \bar{w})
 \end{aligned} \tag{2}$$

where $\{c_i\}$ is the set of classes in the target space, $P(c_i)$ is the probability of observing the i^{th} class, $P(w)$ is the probability that the term w appears, $P(\bar{w})$ is the probability that w does not appear, $P(c_i | w)$ is the conditional probability of observing the i^{th} class given that the term w appears, and $P(c_i | \bar{w})$ is the conditional probability of observing the i^{th} class given that the term w does not appear.

$IG(C, w)$ measures the number of bits of information obtained for prediction of classes c_i by knowing the presence and absence of a term w in documents of classes.

The quantity $IG(C, w)$ measures the amount of information provided by a word when splitting the documents into classes but only in the case of mutually exclusive classes, that is, each text is assigned to a single class only. On the contrary, the scientific texts belong very often to several categories. The research subject categories are not mutually exclusive and this approach cannot be used directly.

Unlike this approach, we start from measuring how a word is informative for a category in terms of its ability to separate the corresponding category from its set-theoretical complement. We hypothesize that the topic-specific words in categories have larger information gain than other words and such words are expected to have less gain in most other categories. Therefore, we approach to this problem by

defining for each subject category c_k a random Boolean variable, or a classification with two states: the text belongs to the category c_k and the text does not belong to the category c_k (this class is denoted as \bar{c}_k). The frequencies of words in classes of texts c_k and \bar{c}_k is demonstrated in Table 2.2.

TABLE 2.2. Representation of the word by a pair of frequencies: the number of texts containing the word w_j that belong and does not belong to the category c_k

Word \ Category		Category	
		c_k	\bar{c}_k
w_1		w_{1k}	$ D^1 - w_{1k}$
w_2		w_{2k}	$ D^2 - w_{2k}$
\vdots		\vdots	\vdots
w_N		w_{Nk}	$ D^N - w_{Nk}$

Since words are obviously not mutually exclusive (one text usually contains several different words) we cannot consider the occurrence of different words as values of a random variable to use (1) directly. To evaluate the information gain of the category c_k from the word w_j it is necessary to introduce for each word w_j a random Boolean variable with two states: w_j denotes the presence of the word in texts of the category c_k and \bar{w}_j denotes the absence of the word w_j in texts of the category c_k . Contingency 2×2 table to calculate information gain of the category c_k from the word w_j is presented in Table 2.3. It used the raw frequencies w_{jk} introduced in previous Subsection.

Table 2.3 can be used to calculate two information gains: the word w_j from the category c_k and the category c_k from the word w_j . Both information gains have a meaning for different problems. The goal of this research is to evaluate informativeness of words for category identification and use this informativeness for word ranking and text representations. Therefore, we will consider information gain of the category c_k from the word w_j : $IG(c_k, w_j)$. This information gain evaluates the number of bits extracted from presence/absence of the word w_j in the text for prediction of belonging of this text to the category c_k . One may expect that if a word is a very topic-specific for a category, it appears in texts belonging to this category more frequently than in texts which do not belong to this category; and the major part of texts belonging to this category contains the word.

For each category, c_k , a function is defined on texts that takes the value 1, if the text belongs to the category c_k , and 0 otherwise. For each word, w_j , a function is

TABLE 2.3. Contingency table for the category c_k and the word w_j

Word \ Category		Category		Total
		c_k	\bar{c}_k	
w_j		w_{jk}	$ D^j - w_{jk}$	$ D^j $
\bar{w}_j		$ D_k - w_{jk}$	$M - D_k - (D^j - w_{jk})$	$M - D^j $
Total		$ D_k $	$M - D_k $	M

defined on texts that takes the value 1 if the word w_j belongs to the text, and 0 otherwise. We use for these functions the same notations c_k and w_j . Consider the corpus as a probabilistic sample space (the space of equally probable elementary outcomes). For the Boolean random variables, c_k and w_j , the joint probability distribution is defined according to Table 2.3, the entropy and information gains can be defined as follows.

The information gain about the category c_k from the word w_j , $IG(c_k, w_j)$, is the amount of information on belonging of a text from the corpus to the category c_k from observing the word w_j in the text. It can be calculated as [78]:

$$IG(c_k, w_j) = H(c_k) - H(c_k|w_j), \quad (3)$$

where $H(c_k)$ is the Shannon entropy of c_k and $H(c_k|w_j)$ is the conditional entropy of c_k given the observing the word w_j . Entropies $H(c_k)$ and $H(c_k|w_j)$ are

$$H(c_k) = -P(c_k) \log_2 P(c_k) - P(\bar{c}_k) \log_2 P(\bar{c}_k), \quad (4)$$

where $P(c_k)$ is the probability that the text belongs to the category c_k , $P(\bar{c}_k)$ is the probability that the text does not belong to the category c_k and

$$H(c_k|w_j) = P(w_j) \left(-P(c_k|w_j) \log_2 P(c_k|w_j) - P(\bar{c}_k|w_j) \log_2 P(\bar{c}_k|w_j) \right) + P(\bar{w}_j) \left(-P(c_k|\bar{w}_j) \log_2 P(c_k|\bar{w}_j) - P(\bar{c}_k|\bar{w}_j) \log_2 P(\bar{c}_k|\bar{w}_j) \right), \quad (5)$$

where

- $P(w_j)$ is the probability that the word w_j appears in a text from the corpus;
- $P(\bar{w}_j)$ is the probability that the word w_j does not appear in a text from the corpus;
- $P(c_k|w_j)$ is the probability that a text belongs to the category c_k under the condition that it contains the word w_j ;
- $P(\bar{c}_k|w_j)$ is the probability that a text does not belong to the category c_k under the condition that it contains the word w_j ;
- $P(c_k|\bar{w}_j)$ is the probability that a text belongs to the category c_k under the condition that it does not contain the word w_j ;
- $P(\bar{c}_k|\bar{w}_j)$ is the probability that a text does not belong to the category c_k under the condition that it does not contain the word w_j .

All the required probabilities, entropies and relative entropies are evaluated using the contingency table 2.3 as:

$$H(c_k) = -\frac{|D_k|}{M} \log_2 \frac{|D_k|}{M} - \frac{M - |D_k|}{M} \log_2 \frac{M - |D_k|}{M}, \quad (6)$$

and

$$\begin{aligned}
 H(c_k|w_j) = & \frac{|D^j|}{M} \left(-\frac{w_{jk}}{|D^j|} \log_2 \frac{w_{jk}}{|D^j|} - \frac{|D^j| - w_{jk}}{|D^j|} \log_2 \frac{|D^j| - w_{jk}}{|D^j|} \right) \\
 & + \frac{M - |D^j|}{M} \left(-\frac{|D_k| - w_{jk}}{M - |D^j|} \log_2 \frac{|D_k| - w_{jk}}{M - |D^j|} \right) \\
 & - \frac{M - |D_k| - (|D^j| - w_{jk})}{M - |D^j|} \log_2 \frac{M - |D_k| - (|D^j| - w_{jk})}{M - |D^j|}.
 \end{aligned} \tag{7}$$

information about whether an element belongs to a set.

High value of the informational gain $IG(c_k, w_j)$ (3) does not mean, in general, that the large proportion of information about whether a text belongs to the category c_k can be extracted from observing the word w_j in this text. This proportion depends on the value of the entropy $H(c_k)$ (6). The *Relative Information Gain* (RIG) measures this proportion directly. It provides a normalised measure of the Information Gain with regard to the entropy of c_k . RIG is defined as

$$RIG(c_k|w_j) = \frac{IG(c_k, w_j)}{H(c_k)}. \tag{8}$$

The value of $RIG(c_k|w_j)$ will be 0 when $H(c_k) = H(c_k|w_j)$ and 1 when $H(c_k|w_j) = 0$. In the first case, the presence/absence of the given word w_j does not contain information for the category c_k . So, this word is uninformative. In the second case, using the word in the category provides exactly $H(c_k)$ bits of information. That is, presence or absence of a word resolves exactly the question of belonging the text to the category. $RIG(c_k|w_j)$ can be equal to 1 in two cases:

- All texts with the word w_j belong to the category c_k and all texts without the word w_j do not belong to the category c_k ;
- All texts with the word w_j do not belong to the category c_k and all texts without the word w_j belong to the category c_k ;

We expect higher $RIG(c_k|w_j)$ for the topic-specific words of the category c_k .

For simplicity, we denote $RIG(c_k|w_j)$ by RIG_{jk} . Given the word w_j , RIG_{jk} is used to form vector \overrightarrow{RIG}_j , where each component of the vector corresponds to a category. Therefore, each word is represented by a vector of RIGs. It is obvious that the dimension of vector for each word is the number of categories K (for the WoS subject categories $K = 252$). For the word w_j , this vector is

$$\overrightarrow{RIG}_j = (RIG_{j1}, RIG_{j2}, \dots, RIG_{jK}).$$

The set of vectors \overrightarrow{RIG}_j can be used to form the *Word-Category RIG Matrix*, in which each column corresponds to a category c_k and each row corresponds to a word w_j . Each component RIG_{jk} corresponds to a pair (c_k, w_j) and its value is the RIG from the word w_j to the category c_k . The structure of the Word-Category RIG Matrix is demonstrated in Table 2.4.

In the Word-Category RIG Matrix, a row vector represents the corresponding word as a vector of RIGs for categories. We defined the *Meaning Space* as the vector space of such vectors \overrightarrow{RIG}_j . The dimension of this space is the number of categories and each coordinate is the RIG from a word to this category.

Note that in the Word-Category RIG Matrix, a column vector represents RIGs of all words in an individual category. If we choose an arbitrary category, the

TABLE 2.4. The structure of the Word-Category RIG Matrix

Category	c_1	c_2	\cdots	c_k
Word	c_1	c_2	\cdots	c_k
w_1	RIG_{11}	RIG_{12}	\cdots	RIG_{1K}
w_2	RIG_{21}	RIG_{22}	\cdots	RIG_{2K}
\vdots	\vdots	\vdots	\vdots	\vdots
w_N	RIG_{N1}	RIG_{N2}	\cdots	RIG_{NK}

words can be ordered by their RIGs from the most informative word to the least informative one. We expect that the topic-specific words will appear at the top of the list.

The words can be ordered by their informativeness in the whole corpus of scientific texts as well as they are ordered in each category. A norm or a more general proximity measure in the Meaning Space is needed to compare the meaningfulness of words across all categories. Two criteria were tested for measuring informativeness of words in the corpus of scientific texts: the sum (l_1 norm) and the maximum (l_∞ norm) of RIGs in categories. For a given word w_j , the sum S_j and the maximum M_j of RIGs are calculated from the Word-Category RIG Matrix as:

$$S_j = \sum_{k=1}^K RIG_{jk} \quad (9)$$

and

$$M_j = \max_{k=1, \dots, K} (RIG_{jk}). \quad (10)$$

The sum S_j is a measure of the average informativeness of a word (this word has the informativeness S_j/K on average), whereas the maximum M_j is a measure of the maximal informativeness of the word across the categories (this word is not more informative than M_j in any category).

Now, the words in the dictionary can be ordered by their S_j or M_j . For each of these ordered lists of words, the most informative (meaningful) n words for scientific texts can be selected based on one of these two criteria. The higher the value of the criterion (S_j or M_j), the more informative the word is.

3. EXPERIMENTAL RESULTS

This section describes the experimental details and the analysis done to show the performance of the vector representation method described in Section 2. The dataset used in this study is the Leicester Scientific Corpus (LSC) [22]. The LSC contains a collection of abstracts of research articles and proceeding papers with metadata such as authors, title, categories, research areas and times cited. Each record (text) in the dataset is assigned to at least one of the WoS categories. The Leicester Scientific Dictionary-Core (LScDC) is the collection of unique words appearing in 10 or more documents in the LSC [75].

For each word w_j and category c_k , RIG_{jk} is calculated and the Word-Category RIG Matrix for the LSC was formed as described in Section 2. In each category,

a list of words where words are sorted in descending order by their RIGs can be created. The higher the relative information a word gained in a category, the more important the word is in terms of being topic-specific for the category. Therefore, one could look at the top n words in categories in order to get a good grasp of the representation method. The visualisation of the top words in each category is carried out with the word clouds. Having calculated the frequencies of words in the categories (Table 2.1), we compare the purposed method with the commonly-used approach based on raw frequency.

3.1. Discovering Anomalies in the Data by Information Gain-Based Representation Technique

At first, the procedure of word representation was applied to the LSC version 1 [24] with the dictionary [25]. To visualise top words in each categories in a convenient way, we looked at word clouds. The font size of each word in a word cloud is proportional to its RIG in the category. Intuitively, the more informative the word is, the bigger size the word appears in word clouds. For example, from Figure 3.1, it can be seen that the most informative 6 words for the category ‘Acoustics’ are ‘acoust’, ‘ultrasound’, ‘speech’, ‘nois’, ‘sound’ and ‘frequenc’. The majority of papers in Acoustics is expected to include these words which are absent or at least less frequent in many other categories. These words are inferred to be informative for the category ‘Acoustics’.

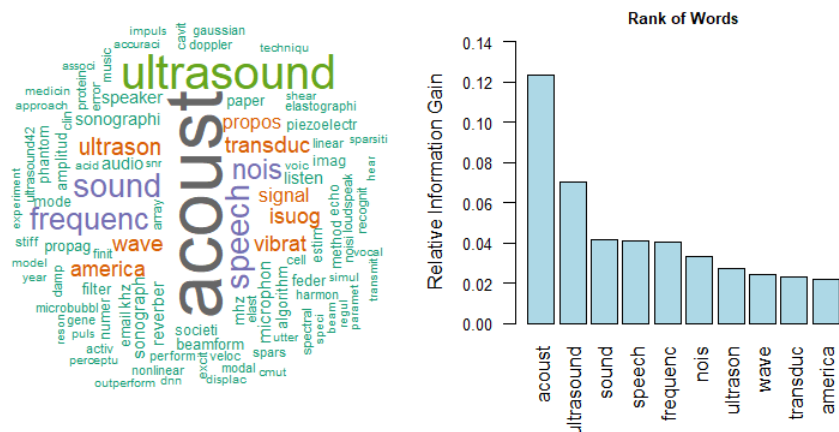


FIGURE 3.1. The most informative 100 words in the category ‘Acoustics’. The font size and colour of words indicate different RIGs of the words. The histogram shows RIGs for the top 10 most informative words in the category.

However, this method detected anomalies in some categories. Anomalies here refers to words that do not conform to the expected set of words to be appearing in a subject category. Such words can appear in any category frequently regardless of being a topic-specific word. These words are likely to be potential anomalies

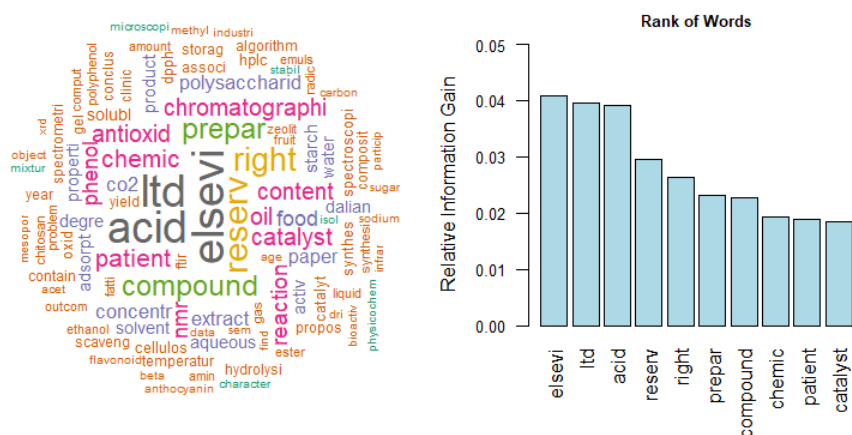


FIGURE 3.2. The most informative 100 words in the category ‘Chemistry, Applied’ before additional cleaning. The font size and colour of words indicate different RIGs of words. The histogram shows RIGs for the top 10 most informative words in the category.

generated by inappropriate joints of words, phrases or sentences to the texts of abstracts. As shown in Figure 3.2, for the category ‘Chemistry, Applied’, words ‘elsevi’, ‘ltd’, ‘acid’, ‘reserv’ and ‘right’ stand out in the word cloud. We see that trends in majority of words in the word cloud agree with each other as being related to the subject. However, ‘elsevi’, ‘ltd’, ‘reserv’ and ‘right’ seem like more prominent and unusual (non-specific) for Chemistry. In fact, the experiments were preliminary, but we discovered alarms indicating anomalies by our representation technique.

To understand why these words arose and how they can be avoided, we checked the abstracts containing such words. Our review showed that these words appeared in copyright notices such as Published by Elsevier ltd. or ‘All rights reserved’, and they were added at the footer of abstracts. In order to have a comprehensive understanding of their appearance as being informative for only some categories, for instance in Chemistry, we compared distributions of ‘elsevier’, ‘right’ and ‘reserve’ in categories. For each word, categories are ordered by the number of documents containing the word, and the first 20 categories are presented in Figure 3.3. When we consider the list of categories ordered by the number of documents in the entire corpus, we conclude that not all categories in the list of top categories appear in the charts. This is because usage of copyright notices is much more noticeable in some categories such as Chemistry. For instance, the rank of the category ‘Engineering, Electrical & Electronic’ is 1 in the corpus; however, one can see that this category has rank 15 for the word ‘Elsevier’.

To show that not all categories have the same/similar distribution of use of copyright notices, we presented Figure 3.4 where fractions of documents containing words ‘elsevier’, ‘right’ and ‘reserve’ in four of categories are demonstrated. We can see from the figure that about 40% of texts in ‘Chemistry, Physical’ (rank is 4 in the corpus) contain these three words, while only small fragments of ‘Engineering, Electrical & Electronic’ and ‘Computer Science, Theory & Methods’ collections

(rank is 6 in the corpus) include these words. ‘Economics’ (rank is 34 in the corpus) papers include these words in considerable portion. As expected, these words did not appear as the most important words (10 words) for ‘Computer Science, Theory & Methods’ (see Figure 3.5).

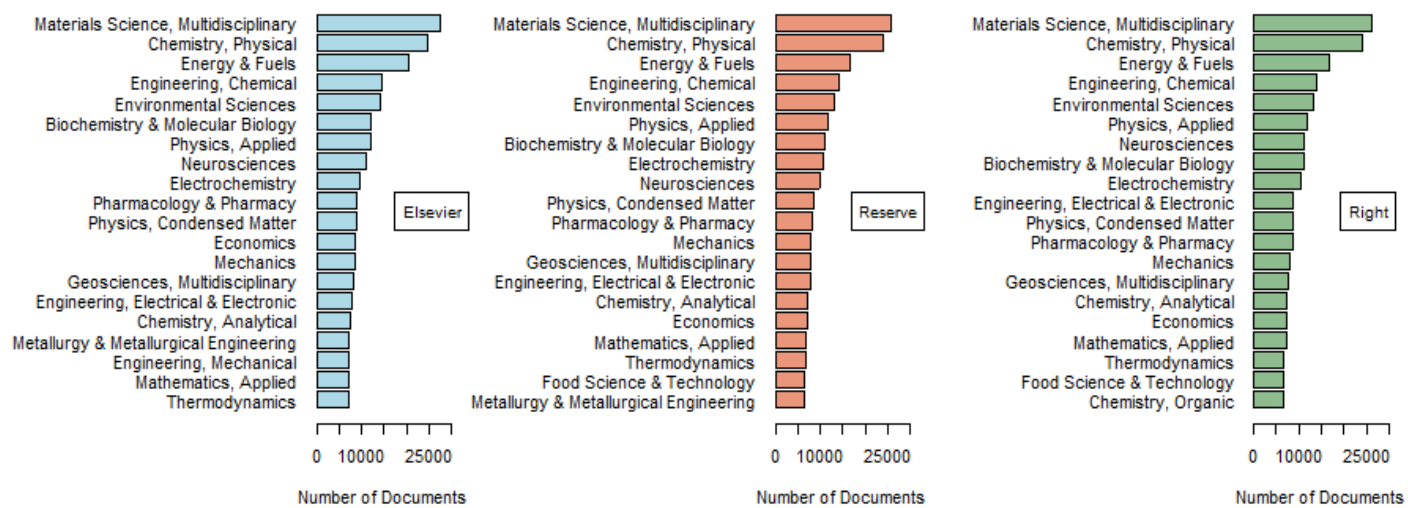


FIGURE 3.3. Top 20 categories that words 'Elsevier', 'Reserve' and 'Right' appear in

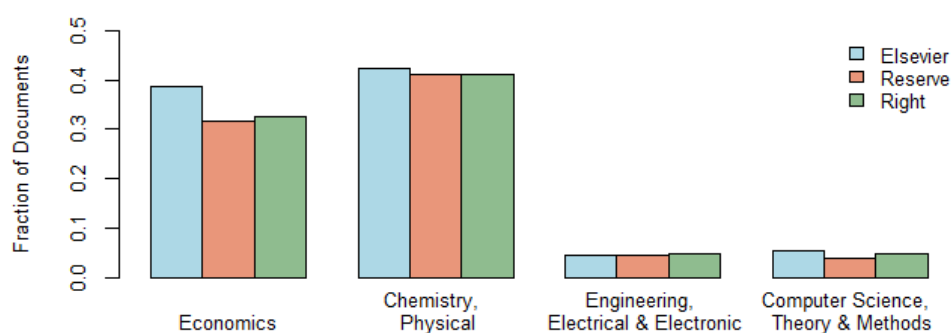


FIGURE 3.4. Fractions of texts containing the words ‘Elsevier’, ‘Right’ and ‘Reserve’ in four categories before additional cleaning.

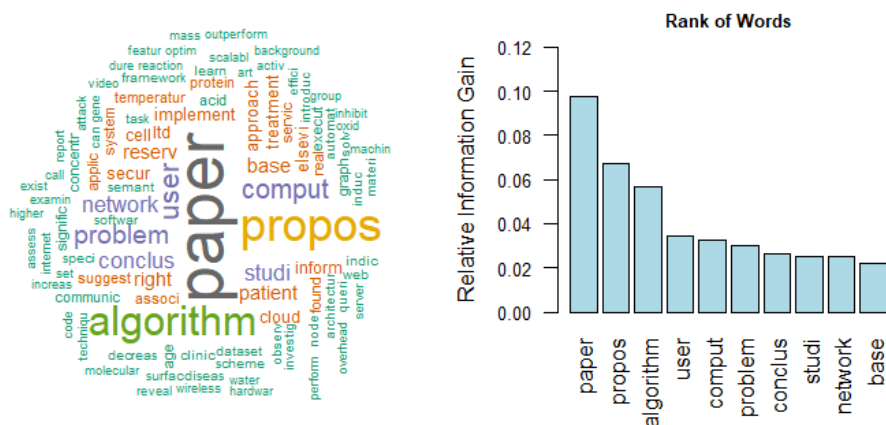


FIGURE 3.5. The most informative 100 words in the category ‘Computer Science, Theory & Methods’. The font size and colour of words indicate different RIGs of words. The histogram shows RIGs for the top 10 most informative words in the category. (Before additional cleaning. However, the additional cleaning does not change noticeably the diagrams for this category.)

3.2. The Data

This subsection provides the description of procedure of additional cleaning and correction for the LSC and LScDC.

3.2.1. Further Cleaning of the Leicester Scientific Corpus (LSC)

Many conferences and journals put copyright notices, permission policies or conference names below abstract of papers. Such footers were added to abstracts in many records in Web of Science database and so in the LSC during processing and storage of the original data (see Table 3.1).

It is really a huge and practically impossible task to find out with the help of human inspection which notifications were added in the texts of 1,673,824 abstracts in [24]. Once a sample of abstracts containing publishing houses names was browsed, we found that there are much more scenarios to consider. Some examples of these scenarios are presented in Table 3.2. As such expressions are more frequent in some categories than in others, a cleaning procedure is needed to avoid possible abnormal appearances of words in categories. A quick look at the scenarios is sufficient to conclude that clearing such sentences or phrases cannot be fully automated. Human intervention is needed to identify and list them to avoid deleting useful information from the data.

Individual notices with different appearances were identified by sampling of abstracts based on keyword search. A keyword search refers to browsing words, phrases or sentences to list different appearances of them in order to delete all identified appearances from abstracts. The position of notices was also taken into account since they appeared either at the beginning (by mistake) or at the end of the text. We used several specially developed procedures successively to clean them. For instance, when removing notices in the form of ‘(c) Published by Elsevier’, we first checked the appearance of ‘Crown Copyright (c) Published by Elsevier’. It can also appear in the form of ‘Published by Elsevier’, thus we consider all cases based on empirical study. During cleaning, we removed copyright notices, names of conferences, names of journals, authors’ rights, licenses and permission policies identified. To give an insight, Table 3.3 presents the number of document containing some notices before cleaning. These notices were completely removed after cleaning. We note that names of publishing houses could appear inside the text, in this case we did not remove them. More examples of notices that were removed from abstracts can be found in Appendix A.1.

To display the initial result of the cleaning, we present the word cloud and histogram of RIGs for the category ‘Chemistry, Applied’ in Figure 3.6. One can see that words ‘elsevi’, ‘ltd’, ‘acid’, ‘reserv’ and ‘right’ do not appear in the list of top words as was in the word cloud before cleaning (see Figure 3.2). Instead, the cloud gives greater prominence to words that are related to specific topics and likely to be more informative for the category. The word ‘acid’ has been preserved in the list of the most informative words.

TABLE 3.1. An example of abstract with a copyright notice

Title	Neonicotinoid concentrations in arable soils after seed treatment applications in preceding years
Authors	Jones, A; Harrington, P; Turnbull, G
Abstract	Concentrations of the neonicotinoid insecticides clothianidin, thiamethoxam and imidacloprid were determined in arable soils from a variety of locations in England. ... [Truncated] . As clothianidin and thiamethoxam have largely superseded imidacloprid in the United Kingdom, neonicotinoid levels were lower than suggested by predictions based on imidacloprid alone. (c) 2014 Crown copyright. Pest Management Science (c) 2014 Society of Chemical Industry

TABLE 3.2. Some examples of notices attached to the abstract

Copyright Notice, Name of Conference, Journal or Publishing House
(c) 2014 Elsevier ltd. All rights reserved.
(c) 2014 Published by Elsevier B.V.
(c) The Authors. Published by Elsevier Inc. All rights reserved.
Crown Copyright (c) 2014 Published by Elsevier B.V. All rights reserved.
(c) 2014 The British Infection Association. Published by Elsevier Ltd. All rights reserved.
(c) Wolters Kluwer Health — Lippincott Williams & Wilkins
(c) 2014 Wiley Periodicals Inc.
(c) Springer-verlag Berlin Heidelberg 2014
(c) The Authors. Published by SPIE under a Creative Commons Attribution 3.0 Unported License.
(c) RSNA.
2014 American Cancer Society.
Pediatr Blood Cancer.
J. med. virol

TABLE 3.3. The number of abstracts containing some attached notices before cleaning (These notices were completely removed after cleaning)

Notice	Number of Notices Before Cleaning
Elsevier ltd. All rights reserved	101,994
(c) The Authors	561
All rights reserved	283,041
(c) Springer-verlag Berlin Heidelberg 2014	20

3.2.2. *The Latest Version of LSC and Dictionaries*

After detecting and cleaning copyright notices, permission policies and conference names from abstracts, a new version of the LSC was created and made accessible in [22]. The cleaning procedure described in previous section led to some abstracts having less than our minimum length criteria (30 words). Such abstracts were not contained in the new version; therefore, the remaining 1,673,350 texts were used in this study (474 texts were removed). As was the case for the LSC before cleaning, the latest version of the LSC involved text of abstracts, list of authors, title, list of research areas, list of categories and times cited.

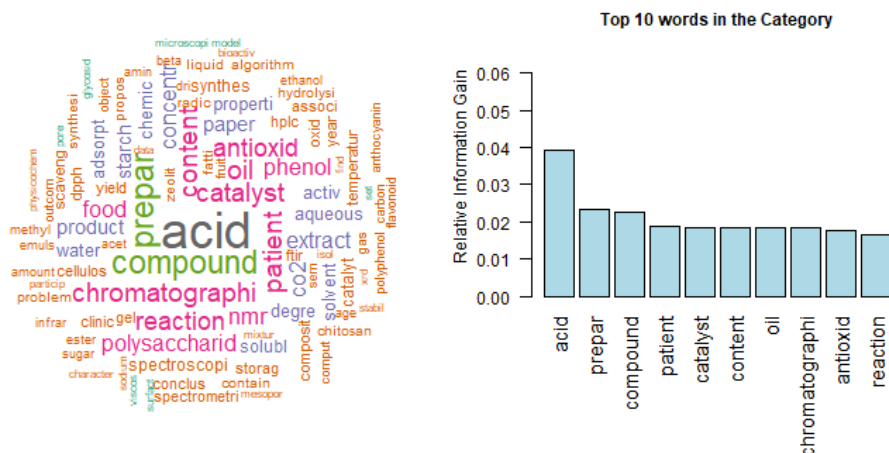


FIGURE 3.6. The most informative 100 words in the category ‘Chemistry, Applied’ after cleaning. The font size and colour of words indicate different RIGs of words. The histogram shows RIGs for the top 10 most informative words in the category.

It is noteworthy that, in both versions of the LSC, the number of subject categories is 252. All categories and the number of documents assigned to the corresponding category are presented in Table B.1. Same information for research areas was provided in Table C.1. The distribution of length of abstracts is displayed in Figure 3.7. There is no noticeable difference between distributions for two versions and the average length of texts is 176 words.

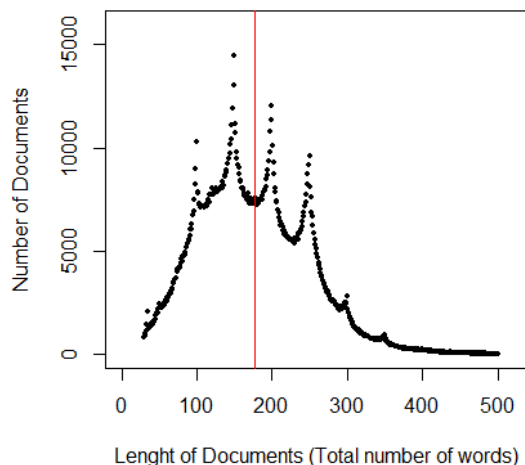


FIGURE 3.7. The number of abstracts with specified length against lengths of abstracts in the latest version of the LSC. The minimum length is 30 and the maximum length is 500 with an average of 176 words.

The latest version of the Leicester Scientific Dictionary (LScD) was developed by extracting words from the new version of the LSC [77]. The procedure applied to process the LSC in creation the LScD was the same as described in [23]. The new version of the LScD contains 972,060 unique words with the number of texts that a word appears in. A new version of the core list, LScDC, was created from the LScD by removing words appearing in no more than 10 texts of the LSC [75]. All steps applied were the same as for the previous version of the LScDC and can be found in [23].

Based on the decision to clean copyright notices, we expect that words such as ‘Elsevier’, ‘Reserved’, ‘Ltd’, ‘Right’ and ‘Springer’ will not appear frequently in the LSC as they did before. In fact, the number of appearance of these words decreased after cleaning (see Table 3.4). The results indicated that some words, for instance ‘Right’ and ‘Reserve’, are still relatively frequent in the corpus. This is because these words are specific for some categories. To give an insight, we compared top categories for three words ‘Elsevi’, ‘Reserv’ and ‘Right’ (see Figure 3.8). The results for the word ‘Right’ indicate that it is frequently used in medicine related categories such as ‘Neuroscience’ and ‘Surgery’, and in social science categories such as ‘Law’ and ‘Political Science’. This is an expected result as it can appear to determine the side of organs such as ‘right hippocampus’ or ‘right hemisphere’ in medicine; and the normative rules in such disciplines as law and ethics. ‘Elsevier’ and ‘Reserv’ are much more uniformly distributed to the categories when the rank of categories is taken into account. For ‘Reserv’, one can identify categories related to Biosciences such as ‘Ecology’, ‘Zoology’ and ‘Environmental Studies’. Specifically, this word occurs to indicate ‘nature reserves’.

TABLE 3.4. The number of occurrence of some words appearing in copyright notices before and after cleaning

Word	Number of Documents Containing the Word Before Cleaning	Number of Documents Containing the Word After Cleaning
Elsevi	314,204	80
Right	306,075	27,279
Reserv	288,193	5,761
Ltd	147,466	830
Springer	296	187
Copyright	21,160	396

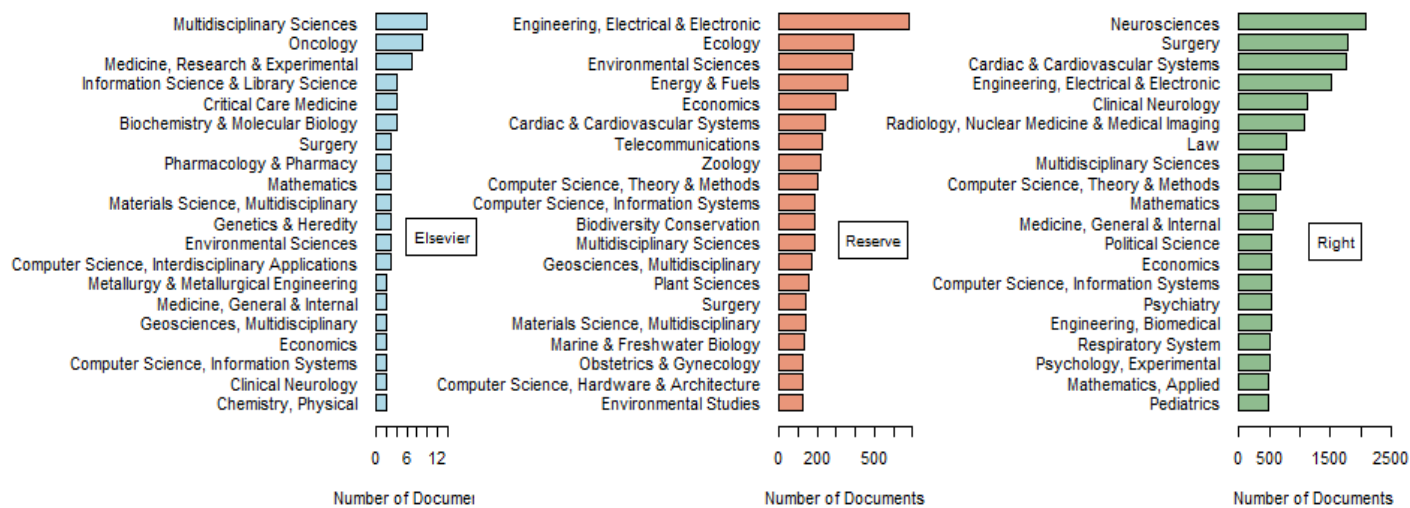


FIGURE 3.8. Top 20 categories that words ‘Elsevier’, ‘Reserve’ and ‘Right’ appear in (after cleaning)

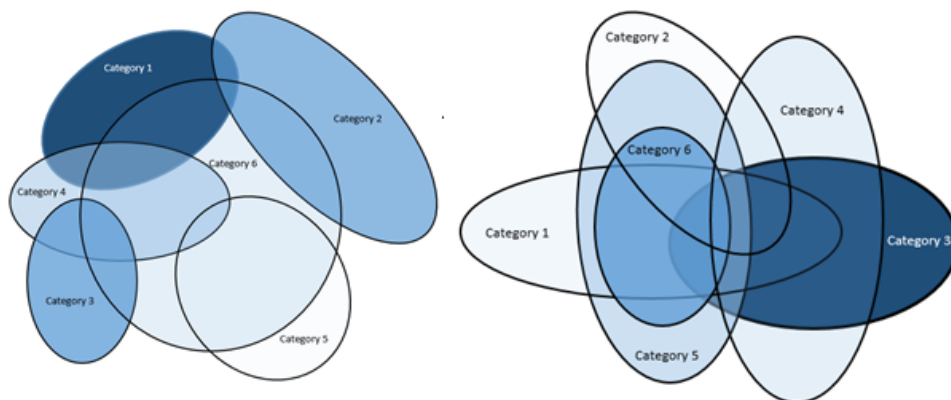


FIGURE 3.9. Two examples of intersection of categories in the LSC. The maximal number of categories that a document belongs to is 6 in the LSC.

3.3. Words Represented by Vectors of Frequencies in Categories for the LSC

Recall that a representation technique for words was introduced in Section 2. The vectors of frequencies in subject categories were obtained for each word. The frequency associated to a category was computed by counting texts containing the word in this category.

Subject categories are used to categorise papers in the WoS collection; however, documents do not necessarily belong to a unique category due to interdisciplinary studies. In other words, categories are not exclusive in WoS and so in the LSC. In the LSC, texts belong to at least 1 and a maximum of 6 categories out of a total of 252 subject categories (see Figure 3.9). It is noteworthy that our consideration is to count the number of times a word appears in texts of a category rather than analysing exclusivity of categories. Therefore, in this stage, we just looked at the frequency of texts with these words in categories.

The vectors of frequencies in categories are built for 103,998 LScDC words and 252 subject categories. Each row represents a word of the LScDC in 252-dimensional space, that is, each word is represented by a vector of frequencies in 252 categories. For each category, a frequency distribution can be obtained for the set of words. The distribution indicates words used in texts of each category and the most frequently used words can be sorted in categories. To illustrate this, the most frequent 10 words for categories ‘Astronomy & Astrophysics’, ‘Mathematics’ and ‘Asian Studies’ with frequencies are displayed in Table 3.5. A table containing all words and categories are included in [76]. One can expect that not all words in the table indicate a topic in the related subject. As an example, words ‘use’, ‘also’, ‘studi’ and ‘paper’ are frequent words in the LScDC and so in categories. These non-topic specific words occur many times in abstracts without indicating subject specificity. Therefore, using the frequencies of words in categories may not reflect how specific a word is to a category.

TABLE 3.5. The most frequent 10 words for categories Astronomy & Astrophysics, Mathematics and Asian Studies

Astronomy & Astrophysics		Mathematics		Asian Studies	
use	11,100	paper	9,408	articl	415
observ	10,237	result	9,074	examin	236
model	9,295	prove	7,743	studi	230
result	9,213	show	6,705	one	226
present	7,810	space	6,224	argu	226
can	7,598	also	6,194	also	216
studi	7,350	studi	6,187	paper	211
also	7,314	use	6,062	polit	196
show	7,191	function	5,904	use	195
similar	6,622	general	5,766	two	192

3.4. Word-Category RIG Matrix for the LSC

On the basis of exploratory work by the frequency table, we concluded that the use of word frequencies in categories does not provide much information about the category. To be specific, we expected that ‘use’ is not a topic-specific word as it appears in all 252 categories and it is likely to be used in almost all texts. This means that the meaning of a word in the text cannot be directly extracted from the frequency.

Aiming at this result, we must now apply a different perspective to measure the importance of words for categories, with a special attention given to the hypothesis that each word in the LScDC has scientifically specific meaning in categories and the meaning can be extracted from the information of words for 252 subject categories in the LSC. Thus, as described in Section 2, words were represented in a 252-dimensional Meaning Space. RIGs for each word in 252 categories were calculated and vectors of words were formed. We then represented these vectors in the Word-Category RIG Matrix.

For each word in the Word-Category RIG Matrix, the sum S_j and maximum M_j of RIGs in categories were calculated and added at the end of the matrix. The Word-Category RIG Matrix can be found in [76]. One can extract the most informative n words for scientific texts by ordering/sorting the column of words based on their S_j or M_j .

3.5. Results

The experimental results presented in this section were obtained using abstracts of academic research papers in the LSC [22]. We used words from the core dictionary LScDC [75].

Having calculated RIGs for each word and created the Word-Category RIG Matrix, we evaluate the representation model by checking words in each category. That is, we consider the list of words with their RIGs in the corresponding category. Those words that have larger RIG are more informative in the category. Being ‘more informative’ here allows for the interpretation of being ‘more specific’ to the category’s topic.

For each category, words are sorted by their RIGs and the top 100 words are shown in the word clouds. The bigger font size the word in word clouds, the more informative it is. Word clouds for the top 100 most informative words and histograms of RIGs for the top 10 most informative words for each of 252 categories can be found in [81]. The most informative 100 words with their RIGs for each of categories are presented in Appendix E and [81].

In general, the RIG based method proves to be more sensitive than the frequency based method in identifying topic-specific words of a category. This means that representing words in Meaning Space has the advantage of transforming words to efficient vectors with a benefit of considerably lower dimension than the standard word representation schemes. To illustrate this result, we choose categories ‘Biochemistry & Molecular Biology’, ‘Economics’ and ‘Mathematics’ and compare two word clouds that are formed by using raw frequencies and RIGs in categories (see Figures 3.10, 3.11 and 3.12). It can be seen from the figures that the majority of the most frequent words in all three categories are frequent words in the entire corpus. These words are not topic-specific for categories as they appear in almost all abstracts. The frequent but non-informative words can be considered as *generalised service words of Science* and deserve special analysis.

This proves that raw frequency is not much important to identify scientifically specific meanings of words. Therefore, by representing words as vector of RIGs, we can avoid such frequency bias. The most informative words in categories for RIG representation are topic-related in the corresponding category. We interpret these results as evidence for the usefulness of the RIG based representation.

Words that are expected to be used together have very close values of RIGs. In ‘Health Care Sciences & Services’, ‘health’ and ‘care’ are top words and RIGs for these words are so close (see Figure D.1). Another example is ‘xrd’ and ‘diffract’ in ‘Material Science, Ceramics’. ‘XRD’ is actually abbreviation of ‘X-ray diffraction’; therefore, they appear together as ‘X-ray diffraction (XRD)’ for most of cases in the category (see Figure D.2).

We can extract some stylistic properties in texts of categories. For instance, in computer science related categories the word ‘paper’ has the highest RIGs (see Figures D.3, D.4, D.5, D.6, D.7, D.8 and D.9). This may be result of the stylistic features in papers for such categories.

A casual observation indicates that while the most informative words in some categories have similar RIGs, differences in values of RIGs are much more noticeable for the most informative words in some other categories. To give an insight, we present the categories ‘Chemistry, Medicinal’ and ‘Engineering, Chemical’ in Figure 3.13. In ‘Chemistry, Medicinal’, the word ‘compound’ can be easily separated from the other words, while in ‘Engineering, Chemical’, there is a slight decrease in RIGs

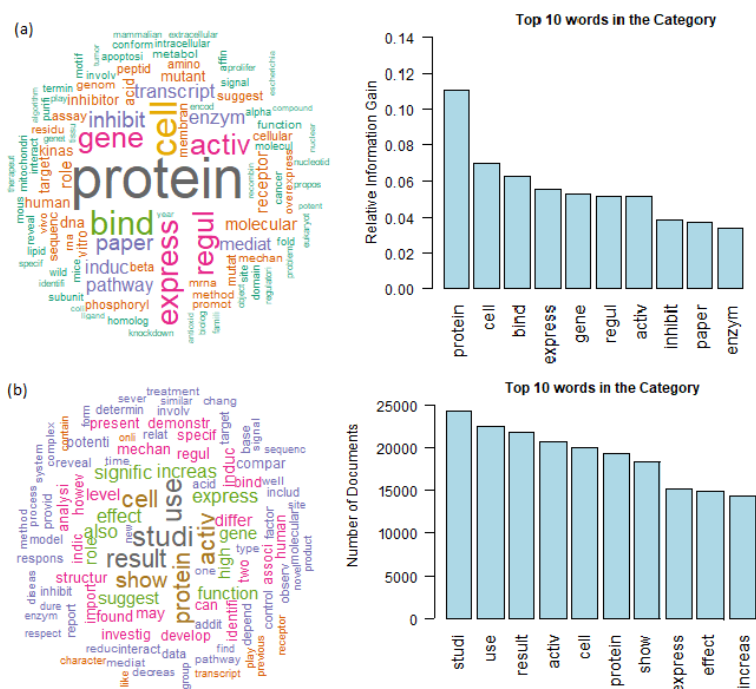


FIGURE 3.10. Category ‘Biochemistry & Molecular Biology’: word cloud of the top 100 most informative words and the histogram of the the top 10 most informative words. The informativeness is defined by (a) RIG (b) frequency.

for the top 10 most informative words. However, in general we did not observe any explicit rule for this property.

Finally, we formed two lists of words that arranged in descending order based on the sum and maximum of their RIGs in 252 categories. The top 100 words in two lists are displayed by word clouds in Figure 3.14 and Figure 3.15. Histograms in the figures show the most informative 10 words in the lists. We found that the most informative 10 words in two lists are completely different, as shown in the figures. From words clouds, one can see that the majority of the first 100 words do not match. We then compared two lists by counting the number of matches in the top n words, where n ranges from 100 to 50,000. The numbers of matched words for different n are presented in Table 3.6. As can be seen, 18% of words match for the top 50 most informative words. This proportion increases to approximately 50% for the top 1,000 words and to 58% for the top 2,000 words. The intersection of lists reaches to approximately 99% for the top 50,000 words. From these results, one can conclude that two lists are different in the top words. When higher number of words is taken into account, lists become more similar in terms of words included. However, the rank of words are not similar. Any of these criteria for selecting the most informative words can be used depending on the task and the information required.



FIGURE 3.11. Category ‘Economics’: word cloud of the top 100 most informative words and the histogram of the top 10 most informative words. The informativeness is defined by (a) RIG (b) frequency.

The numbers S_j and M_j are differently distributed for words. We observed from the lists that many words have low S_j and M_j . Figure 3.16 and Figure 3.17 show the distribution of S_j and M_j for words in the logarithmic scale. Supper-exponential picks near zero RIGs are noticeable for both criteria. We can see that the trend is going down almost linearly beyond the picks. The bottom 10 least informative words in two lists are presented in Table 3.7. One may consider words having almost zero S_j or M_j as less meaningful words for scientific texts.

Informational Space of Meaning for Scientific Texts

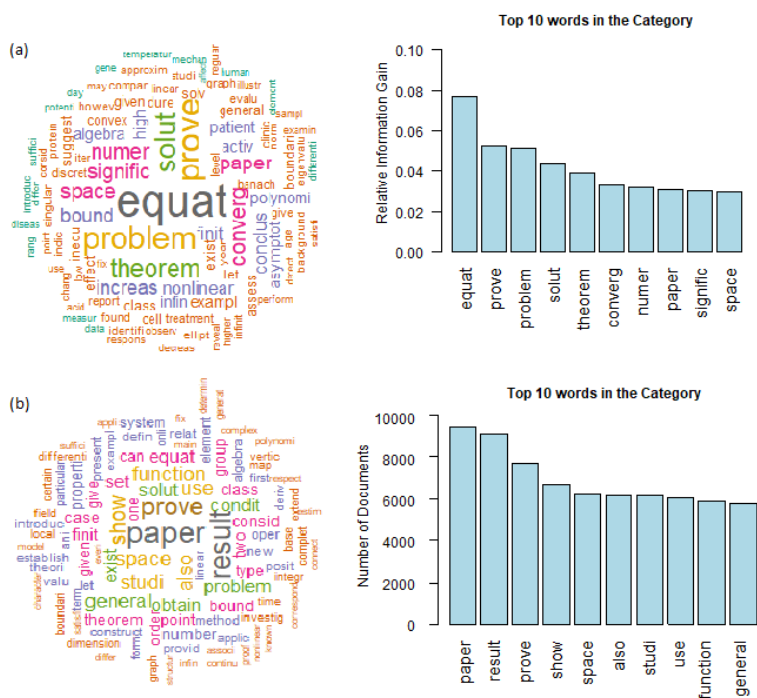


FIGURE 3.12. Category ‘Mathematics’: word cloud of the top 100 most informative words and the histogram of the top 10 most informative words. The informativeness is defined by (a) RIG (b) frequency.

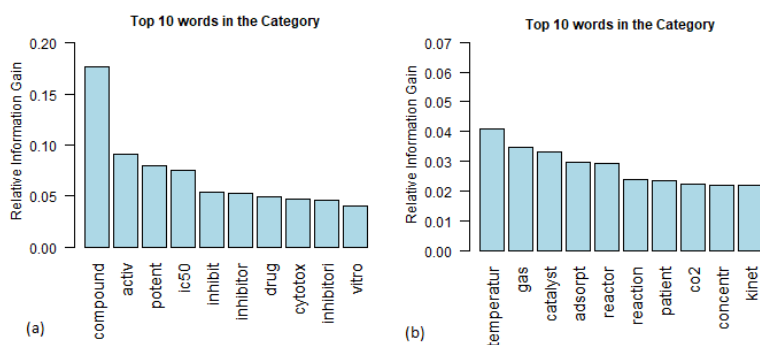


FIGURE 3.13. Histograms of the most informative 10 words in categories (a) Chemistry, Medicinal and (b) Engineering, Chemical

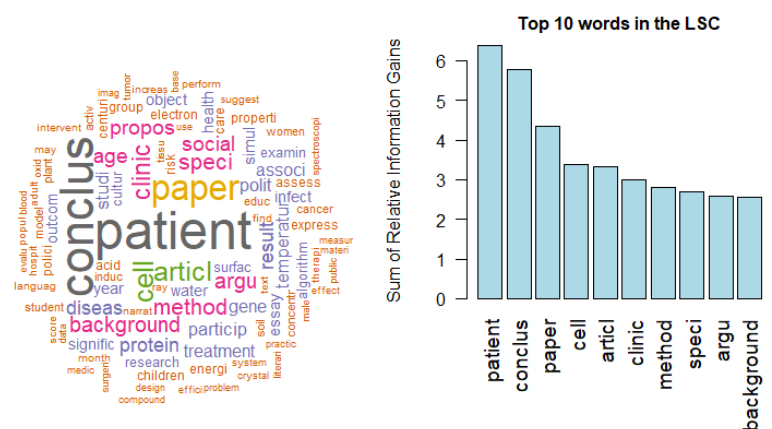


FIGURE 3.14. The most informative 100 words in the LSC. Words are arranged and selected by the sum of their RIGs in 252 categories. The font size and colour of words indicate different sum of RIGs. The histogram shows the sum of RIGs for the top 10 informative words.

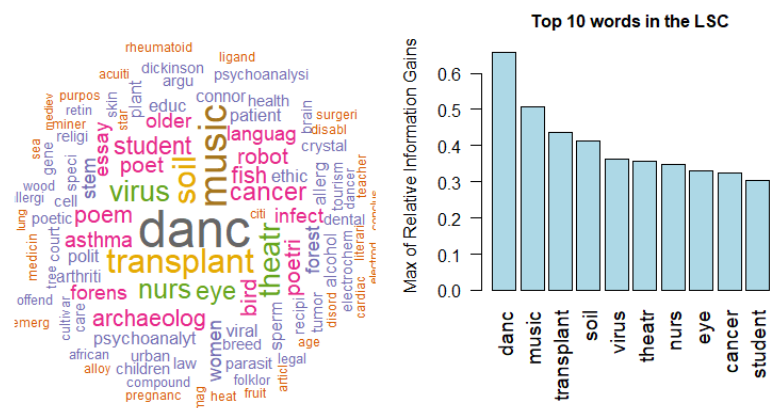


FIGURE 3.15. The most informative 100 words in the LSC. Words are arranged and selected by the maximal RIG over 252 categories. The font size and colour of words indicate different maximal RIG. The histogram shows the maximal RIG for the top 10 informative words.

TABLE 3.6. Comparison of words ordered by the maximum M_j RIG and sum S_j of RIGs in categories

Top (n) Words in Two Lists	Number of Matches	Fraction of Matches
10	0	0.000
50	9	0.180
100	28	0.280
500	189	0.378
1,000	498	0.498
2,000	1,168	0.584
5,000	3,412	0.682
10,000	7,492	0.749
50,000	49,542	0.991
103,998	103,998	1.000

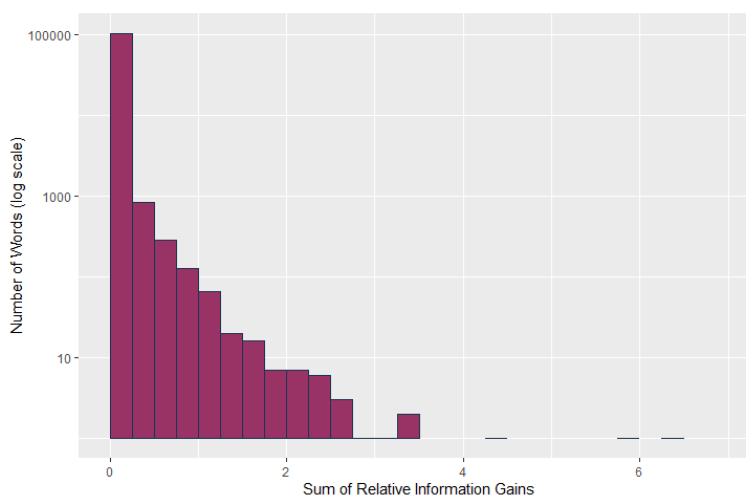


FIGURE 3.16. Histogram of the sum of RIGs for words of the LScDC (logarithmic scale for the y-axis)

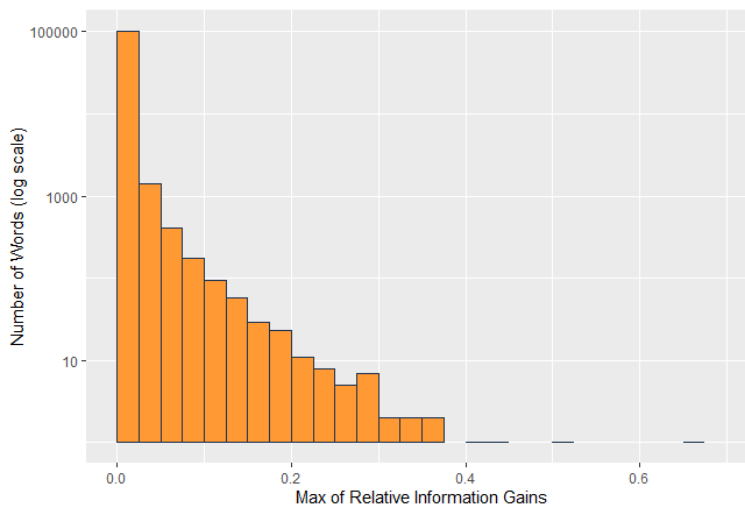


FIGURE 3.17. Histogram of the maximum of RIGs for words of the LScDC (logarithmic scale for the y-axis)

TABLE 3.7. The least informative 10 words that are arranged in ascending order based on the sum S_j and the maximum M_j of RIGs in 252 categories. Words are in stemmed form.

Words in the list where the sum of RIGs is calculated		Words in the list where the maximum of RIGs is calculated	
Word	S_j	Word	M_j
tgvs	0.000301	vhp	0.0000149
nonisland	0.000302	msmc	0.0000154
antipad	0.000308	scandat	0.0000179
aigan	0.000323	metaloxid	0.0000195
ultrabook	0.000324	ntfs	0.0000195
inzno	0.000324	interg	0.0000196
semiparallel	0.000328	nonfeas	0.0000196
22dbm	0.000328	biperiod	0.0000206
biperiod	0.000329	microl	0.0000206
150mhz	0.000330	multiparallel	0.0000206

4. THESAURUS FOR SCIENCE: LEICESTER SCIENTIFIC THESAURUS (LScT)

In this section, we introduce a scientific thesaurus of English: Leicester Scientific Thesaurus (LScT). LScT is a list of 5,000 words which are created by arranging words of LScDC in their informativeness in the scientific corpus. The procedure for creation of the thesaurus is described in detail.

Under the assumption that not all words having very low RIGs are informative in categories, we search a cut-off point for RIG to create a list of words that can be considered as relatively meaningful in scientific texts. In other words, we extract meaningful words for science from the LScDC to build a scientific thesaurus. Before moving on the decision taken to determine the number of words for the thesaurus, we recall the notion ‘informativeness’ and investigate further the criteria of S_j and M_j to arrange words of LScDC in their informativeness.

Having the top 100 words in two lists where words are descending ordered by their S_j and M_j , we see that the criteria of maximum is more likely to stand out some words that are frequently used in specific categories such as categories ‘Dance’, ‘Music’, ‘Soil Science’ and ‘Theatre’ (see Table 4.1) and are relatively rarely used outside them. Indeed, we expect drastic differences in RIGs of such words for these categories. For instance, one of the most informative word ‘dance’ is used in 154 categories, but the RIG from this word to the category ‘Dance’ is very distinguishable from all others (see Table 4.2). This is actually an expected result, since the word ‘danc’ is likely to be informative for categories related to the performing arts.

To compare the meaningfulness of words across all categories, we tested two norms in the Meaning Space, l_1 (S_j or the sum of RIGs) and l_∞ (M_j or the maximal RIG). After a series of trials, we decided to use l_1 . This choice cannot be proven

TABLE 4.1. Top 10 most informative words that are arranged in descending order based on the sum S_j and the maximum M_j of RIGs in 252 categories. These words are in the stemmed form.

List ordered by the sum S_j of RIGs		List ordered by the maximum M_j of RIGs	
Word	S_j	Word	M_j
patient	6.382	danc	0.657
conclus	5.766	music	0.508
paper	4.345	transplant	0.435
cell	3.394	soil	0.413
articl	3.336	virus	0.362
clinic	3.003	theatr	0.358
method	2.797	nurs	0.348
speci	2.686	eye	0.329
argu	2.581	cancer	0.324
background	2.562	student	0.302

TABLE 4.2. Five categories with the highest RIGs of the word ‘danc’

Category	RIG
Dance	0.657
Theatre	0.042
Music	0.024
Folklore	0.009
Literary Reviews	0.008

formally but the ordering words by M_j lead to some words that are very specific in only one category but stand out in the list of the most informative words on average. The sum can be considered as more appropriate measure for general scientific thesaurus. When creating an LScT, we consider ordering the LScDC words by the sum of their RIGs in categories. The meaningfulness of words was evaluated by the average informativeness of words in the categories. Given the dictionary LScDC, the procedure to create the LScT is:

- Sort the words of the LScDC by their S_j in descending order.
- Take the top 5,000 words.

To find the number of words to be contained in the thesaurus, we initially follow an empirical procedure:

- (1) Having arranged list of words in descending order by S_j , take a sub-list of the top m words, denoted by T_m
- (2) Create the histogram of S_j for the words in this sub-list
- (3) Check the trend in the histogram
- (4) Take words when the exponential pick is avoided and the histogram follows roughly linear trend.

We begin with investigating the top 50,000 words in arranged list as it is almost the half of the 103,998 words of the LScDC. As the trend in the histogram for 50,000 words was showing the same behaviour with the histogram of 103,998 words (see Figure 3.16 and Figure 4.1 (a)), there was no point to check a number between 50,000 and 103,998. We then decreased the number m to 10,000, 5,000, 2,000, 1,500 and finally 1,000. All histograms are presented in Figure 4.1. We see a substantial change in the trend of the histogram when we take the subset of 5,000 words. The trend at that point is almost linear. After that, the first bin in the histogram is slightly becoming smaller and finally it disappears for 1,000 words.

In this step, we also checked the minimum of the sum of RIGs in the lists T_m to make sure that the minimal average informativeness in the list (to be selected) is not so close to zero. These values are displayed in the Table 4.3. We can see from the table that the minimal RIG is decreased less than half from 1,000 to 2,000, while it decreased faster (more than halved) from 5,000 to 10,000.

Finally, to support our selection of the number of words for the LScT and for evaluation of the result, we consider the following heuristic suggestion: the majority of words in the LScT appears in the list of top informative words in the categories. This does not mean that all informative words in categories should appear in the LScT, but we expect that most of top n words in categories will be included in

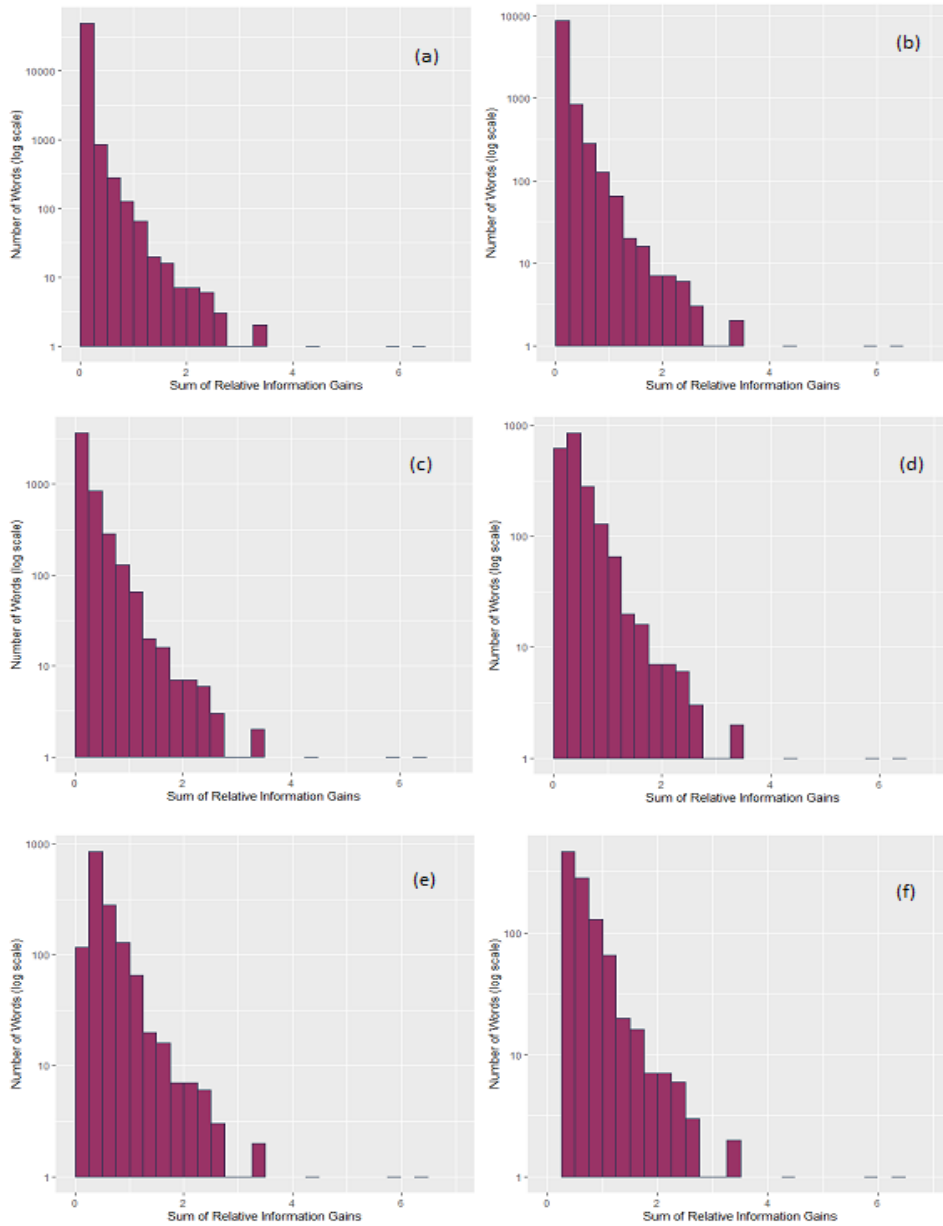


FIGURE 4.1. Histograms of the sums of RIGs for words of the LScDC (logarithmic scale for the y-axis): (a) The top 50,000 words (b) The top 10,000 words (c) The top 5,000 words (d) The top 2,000 words (e) The top 1,500 words (f) The top 1,000 words

TABLE 4.3. The minimal sum of RIGs in the list of the top m words (T_m)

List	Minimal S_j
$T_{1,000}$	0.3208
$T_{1,500}$	0.2329
$T_{2,000}$	0.1797
$T_{5,000}$	0.0658
$T_{10,000}$	0.0268
$T_{50,000}$	0.0027
$T_{103,998}$	0.0003

the LScT. This is a natural result of the statistics (average) used for selection of the LScT. If a word in a specific category is informative with high RIG for only this category, this word may not appear in the LScT as we considered the average informativeness over categories.

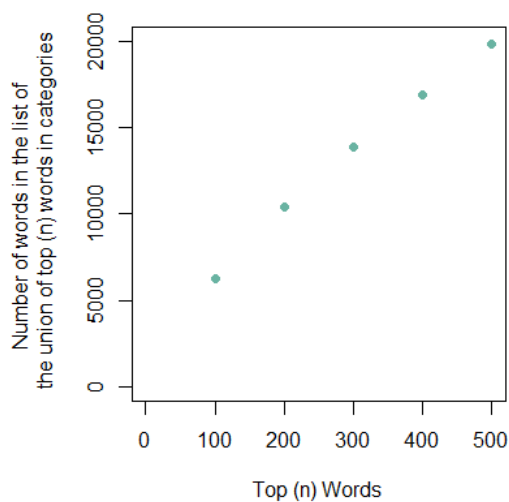
We consider the matches of the list T_m with the most informative words in categories defined by the sum of RIGs. For collection $C_{k,n}$ of n most informative words in the category k , we define $X_n = \bigcup_{k=1}^K C_{k,n}$. Then we test the coverage of the list T_m by X_n . For each category in the Word-Category RIG matrix (a column in Table 2.4), order in descending by their RIGs. This gives a list of words sorted from the most informative to the least informative for this specific category. Then, individual collections $C_{k,n}$ are formed for each category.

The set $\bigcup C_{k,n}$ was formed with different numbers of words (n). We built the collections containing the most informative 100, 200, 300, 400 and 500 words in each category, and X_n is created by uniting them for each n . The numbers of words and the minimal RIGs of words in X_n are presented in Table 4.4. The minimal RIGs are checked to avoid zero/near-zero RIG in lists. One can see from the table that words in categories are not completely different. For instance, if all $C_{k,100}$ do not intersect then there should be 25,200 words in the list X_{100} , but there are just 6,254 words in this union, which is almost four times less. For other n , the result is similar, and the values of X_n follow almost a linear trend (see Figure 4.2). That is, the intersection $\bigcap_{k=1}^K C_{k,n}$ is not empty. The intersection may be pairwise or q -wise for different q .

The coverage is calculated by counting the number of matches words of the list T_m and words of X_n . Table 4.5 illustrates the numbers of matches when n is 100, 200 and 500. Up to top 2,000 words, the words are concordant in the lists T_m and X_n , suggesting that the most informative words are highly consistent. In fact, words in the lists are in agreement for the case where 500 words in each category are considered as informative for categories. Given the list X_{100} , the majority of the words (3,992 words) in the $T_{5,000}$ can be covered by words of X_{100} . This trend changes and goes down when we consider the percentage of words found in 10,000 and 50,000 words. However, in this stage we have to consider the total number of words in X_n . For instance, the number of words in X_{100} is 6,254. In this case, the matches cannot be more than this number for the list $T_{10,000}$. Similar conclusions

TABLE 4.4. The number of words in the list X_n and the minimal RIGs for X_n

n	Number of words in the list X_n	Minimal RIG
100	6,254	0.0025
200	10,435	0.0016
300	13,850	0.0012
400	16,910	0.0009
500	19,790	0.0008


 FIGURE 4.2. Number of words in the list of union of the top (n) words in categories (X_n)

were obtained by comparing the number of matches for 5,000, 10,000 and 50,000 words for $n=200$.

We examined various heuristic criteria to evaluate how many words are suitable for inclusion in a thesaurus. Since we want to keep the size of thesaurus reasonable, and pay attention not to lose many words in case there might be informative words having not very high RIGs, we decided to include these 5,000 words ($T_{5,000}$) in the scientific thesaurus. This thesaurus is called Leicester Scientific Thesaurus (LScT). It is published online [76].

TABLE 4.5. Number of matched words of the list T_m and words of X_n . n is the number of words taken from each category to create X_n .

$T_m \backslash X_n$	X_{100}	X_{200}	X_{500}
$T_{1,000}$	995	1,000	1,000
$T_{1,500}$	1,469	1,499	1,500
$T_{2,000}$	1,908	1,992	2,000
$T_{5,000}$	3,992	4,674	4,987
$T_{10,000}$	5,631	7,745	9,588
$T_{50,000}$	6,254	10,435	19,754
$T_{103,998}$	6,254	10,435	19,790

5. CONCLUSION AND DISCUSSION

In this work, we have studied the first stage of ‘quantifying of meaning’ for scientific texts: constructing the space of meaning. We have introduced the *Meaning Space* for scientific texts based on computational analysis of situations of words’ use. The situation of use of the word is described by the absence/presence of the word in the text in scientific subject categories. The meaning of the text is hidden in the situations of usage and should be extracted by evaluating the situation related to the text as a whole.

This research is done based on 1,673,350 texts from the LSC and its 103,998 words listed in the LScDC [22, 75]. A text in the LSC belongs to at least one and at most six of 252 Web of Science categories presented in Table B.1. That is, categories can intersect. The situation of use is described by these 252 binary attributes of the text. These attributes have the form: a text is present (or not present) in a category. The meaning of a word is determined by categorising texts that contain the word and texts that do not. It is represented by the 252-dimensional vector of RIG about the categories that the text belongs to, which can be obtained from observing the word in the text. This representation is demonstrated in Table 2.4. Each text in the LSC can be considered as a cloud of these RIG vectors.

We begin with representing each word as a vector of frequencies in categories (Table 2.1). Components of a vector are the number of texts containing the word and belonging to the corresponding category. Then we moved on to representing the meaning of a word as a RIGs vector about categories.

We consider the corpus (LSC) as a probabilistic sample space (the space of equal probable elementary outcomes). The function is defined on texts that takes the value 1, if the text belongs to the category c_k , and 0 otherwise. Similarly, for each word w_j , a function is defined on texts that takes the value 1 if the word w_j belongs to the text, and 0 otherwise. Both functions can be considered as the random Boolean variables. The information gain $IG(c_k, w_j)$ about the category c_k from the word w_j is calculated by (3), (4) and (5). $IG(c_k, w_j)$ measures the amount of information extracted from observing the word w_j in the text on prediction of belonging of this text to the category c_k . The RIG $RIG(c_k, w_j)$ is calculated by

(8) that provides us a normalised measure of Information Gain giving the ability of comparing information gains for different categories.

Vectors of RIGs are denoted by $\overrightarrow{RIG_j}$ for a word w_j . $\overrightarrow{RIG_j}$ vectors for all words are presented in a *Word-Category RIG Matrix* (see the structure in Table 2.4) (available online [76]). A column vector of the matrix contains RIGs for all words in an individual category and a row vector represents the corresponding word's meaning as a vector of RIGs for categories. The *Meaning Space* has been described as a 252-dimensional vector space, where vectors are $\overrightarrow{RIG_j}$. Beyond the representation of words, the Word-Category RIG Matrix can be also used for the ordering words in a category from the most informative to the least informative as well as identifying the most informative words in the science for different subjects and their combinations. Ranking of words in a scientific corpus are performed based on two criteria: sum of RIGs (S_j) and maximum of RIGs (M_j) in a row vector. Calculations are done by (9) and (10). Given an ordered list of words, the top n words are considered as the most informative n words in the scientific corpus.

The LSC and LScDC were created and available online [23, 24, 25]. The proposed word representation technique was applied to this version of the corpus. The evaluation of the model is done based on checking the most informative words in each category. Word clouds are generated using words in lists for each category (For example, see Figure 3.1 and Figure 3.2). The higher RIG a word has, the bigger font size of the word is in the cloud. The clouds demonstrated that our methodology is able to identify topic specific words for categories, and most of the top words are related to the category subjects.

We note, however, that some words that were not expected to be appearing as the most informative words were prominent for some categories (Figure 3.2). We concluded that words occurring in copyright notices, permission policies and the names of journals and organisations are added at the footer of abstracts in WoS database (see Table 3.1, Table 3.2 and Table A.1). Such joints result in anomalies in the word clouds and our representation technique was able to detect them. A further cleaning on identified phrases, sentences and paragraphs was performed to avoid possible abnormal appearances of words in the lists. This is done by sampling of texts based on keywords search and then deleting them from the texts. After cleaning procedure, new versions of the LSC and the LScDC are created by the same pre-processing steps as for the previous versions and can be found in [22, 75].

Words of LScDC were represented by vectors of RIGs in 252-dimensional Meaning Space as described before. The Word-Category Matrix for the LSC was formed with the collection of all words of the LScDC [76]. The sum S_j and the maximum M_j of RIGs in categories are calculated and added at the end of the matrix. Word clouds with the top 100 words and histograms of the most informative 10 words for each category are presented in [81]. The most informative 100 words for each category with their RIGs can be found in Appendix E and [81]. The proposed model of RIG-based word representation is analysed through these top ranked words in each category.

We have evaluated the Meaning Space by comparing our approach to traditional frequency-based model. Words in each category were also ranked and ordered by their raw frequencies in categories. It is proven that frequencies is not much important and efficient to represent scientifically specific meanings of words as the most frequent words are not topic related words such as 'use', 'studi' and 'result'.

Figure 3.10, Figure 3.11 and Figure 3.12 compare two approaches using word clouds for three categories. The word clouds demonstrated that the information gain-based method is capable of standing topic-specific words out. This proves that the frequency is not much important in identifying such words. By representing words in the Meaning Space, we have shown by the human inspection that the top words in categories are topic-related in the corresponding category. It can therefore be viewed as an evidence of the usefulness of the Meaning Space and the representing words in this space.

S_j and M_j have been calculated for the LScDC words and two lists of words are created with words that are in descending orders by their S_j and M_j . The lists enable sorting the most important n words in science. We have compared these lists. The number of matches in the top n words in two lists are counted, where n is ranges from 100 to 50,000 (Table 3.6). The top 10 words in two lists are completely different and only 28% of words match in the first 100 words. This follows approximately 50% for the first 1,000 and 58% for the first 2,000 words. This concludes that two lists are not the same for the top words (Figure 3.14 and Figure 3.15), however, both criteria can be used for selection of top n words regarding to task and the information required. Many words in the lists have low S_j and M_j values. The plot of the number of words for S_j and M_j indicate a super exponential picks near zero S_j and M_j (see Figure 3.16 and Figure 3.17). The trend beyond the pick is going down almost linearly. Those words with near zero values can be considered as less meaningful words for scientific texts.

Finally, a scientific thesaurus of English, named Leicester Scientific Thesaurus (LScT), has been introduced. The thesaurus contains of the most informative 5,000 words from the LScDC. Words in the LScT are selected by their average RIGs in categories. That is, the top 5,000 most informative words in the LScDC, where words are arranged by their S_j are considered as the most meaningful 5,000 words in scientific texts. The full list of words in the LScT with their S_j can be found in [76].

The next focus of the research in ‘quantifying of meaning’ will be extraction of the meaning of text in scientific corpus from the clouds of words in the Meaning Space and study of more complex models in which co-occurrence of words and combination of word’s meaning will be used. This, we follow the road: Corpus of texts + categories → Meaning Space for words → Geometric representation of the meaning of texts. The first two technical steps were done: the Corpus of texts was collected and cleaned, and the meaning of words was represented and analysed in the Meaning Space. The next step will be analysis of the meaning of texts.

The analysis of dictionaries is not finalised yet. This work was focused on the most informative words. They are the main *scientific content words*. But, for example, the frequent but non-informative words (like ‘use’) can be considered as *generalised service words of Science* and deserve special analysis.

It is also very desirable to extend the set of attributes for representation of the situation behind the text (Figures 1.2, 1.3). The first choice, the research subject categories, is simple and natural, but it may be useful to enrich this list of attributes.

REFERENCES

- [1] Ogden, C. K., & Richards, I. A. (1923). *The Meaning of Meaning: A Study of the Influence of Language upon Thought and of the Science of Symbolism* (Vol. 29). K. Paul, Trench, Trubner & Company, Limited.

- [2] Putnam, H. (1975). The meaning of ‘meaning’. In *Language, Mind, and Knowledge*, ed. by K. Gunderson, *Minnesota Studies in the Philosophy of Science*, Vol. VII, 131–193.
- [3] Carston, R. (2002). Linguistic meaning, communicated meaning and cognitive pragmatics. *Mind & Language*, 17(12), 127–148.
- [4] Michaelis, L. (2003). Word meaning, sentence meaning, and syntactic meaning. *Cognitive approaches to lexical semantics*, 23, 163–209.
- [5] Wittgenstein, L. (2009) *Philosophical Investigations*. Fourth Edition, Revised, P. Hacker, J. Schulte, Eds., John Wiley & Sons.
- [6] Shchedrovitsky, G.P. (1974) Sense and meaning, In: Solntsev, V.M. (ed.) *Problems of Semantics*, Moscow, “Nauka”, 76–111.
- [7] Shchedrovitsky, G.P. (1995) *Selected Works*, Moscow, The School of Cultural Politics.
- [8] Habermas, J. (1984) *Theory of Communicative Action, V. 1: Reason and the Rationalization of Society*. Boston, MA, Beacon Press.
- [9] Habermas, J. (1987) *Theory of Communicative Action, V. 2: Lifeworld and System: A Critique of Functionalist Reason*. Boston, MA, Beacon Press.
- [10] V.A. Lefebvre, V.A. (2010). *Lectures on the Reflexive Games Theory*. Los Angeles, CA, Leaf & Oaks Publisher.
- [11] Chen, G. (2012). *Fuzzy Logic in Data Modeling: Semantics, Constraints, and Database Design*. Springer, NY.
- [12] Mel’uk & I.A, olkovskij, A.K. (1970) Towards a functioning ‘Meaning-Text’ model of language. *Linguistics*. 8(57), 10–47. <https://doi.org/10.1515/ling.1970.8.57.10>
- [13] Mel’uk, I.A. (2012) *Semantics: From Meaning to Text*. Volume 1 [Studies in Language Companion Series, 129]. Amsterdam, The Netherlands, John Benjamins Publishing Company.
- [14] Mel’uk, I.A. (2013) *Semantics: From Meaning to Text*. Volume 2 [Studies in Language Companion Series, 135]. Amsterdam, The Netherlands, John Benjamins Publishing Company.
- [15] Mel’uk, I.A. (2015) *Semantics: From Meaning to Text*. Volume 3 [Studies in Language Companion Series, 168]. Amsterdam, The Netherlands, John Benjamins Publishing Company.
- [16] Cho, K, van Merriënboer, B, Bahdanau, & D, Bengio, Y (2014), On the properties of neural machine translation: Encoder-decoder approaches. in *Eighth Workshop on Syntax, Semantics and Structure in Statistical Translation (SSST-8)*, October 25, 2014, Doha, Qatar, Association for Computational Linguistics, 103–111. <https://arxiv.org/abs/1409.1259>
- [17] Putnam, H. (1988). Representation and Reality. MIT press.
- [18] Thurstone, L.L. (1934) The vectors of mind. *Psychol. Rev.* 41(1), 1–32 . <https://doi.org/10.1037/h0075959>
- [19] McCrae, R.R., & Costa, P.T. (2004) A contemplated revision of the NEO five-factor inventory. *Personal. Individ. Differ.* 36(3), 587–596. [https://doi.org/10.1016/s0191-8869\(03\)00118-1](https://doi.org/10.1016/s0191-8869(03)00118-1).
- [20] Fehrman, E., Egan, V., Gorban, A.N., Levesley, J., Mirkes, E.M., & Muhammad, A.K. (2019). *Personality Traits and Drug Consumption. A Story Told by Data*. Cham, Springer. <https://arxiv.org/abs/2001.06520>
- [21] Osgood, C. E., Suci, G. J., & Tannenbaum, P. H. (1957). *The measurement of meaning* (No. 47). University of Illinois press.
- [22] Suzen, Neslihan (2019): LSC (Leicester Scientific Corpus). figshare. Dataset. <https://doi.org/10.25392/leicester.data.9449639.v2>
- [23] Suzen, N., Mirkes, E. M., & Gorban, A. N. (2019). LScDC-new large scientific dictionary. *arXiv preprint* arXiv:1912.06858.
- [24] Suzen, Neslihan (2019): LSC (Leicester Scientific Corpus). figshare. Dataset. <https://doi.org/10.25392/leicester.data.9449639.v1>
- [25] Suzen, Neslihan (2019): LScDC (Leicester Scientific Dictionary-Core). figshare. Dataset. <https://doi.org/10.25392/leicester.data.9896579.v2>
- [26] Miller, G. A. (1998). *WordNet: An electronic lexical database*. MIT press.
- [27] Samsonovic, A. V., & Ascoli, G. A. (2010). Principal semantic components of language and the measurement of meaning. *PloS one*, 5(6), e10921.
- [28] Turney, P. D., & Pantel, P. (2010). From frequency to meaning: Vector space models of semantics. *Journal of artificial intelligence research*, 37, 141–188.
- [29] Osgood, C. E. (1952). The nature and measurement of meaning. *Psychological bulletin*, 49(3), 197–237. <https://doi.org/10.1037/h0055737>
- [30] Anderson, A. B. (1970). Structure of semantic space. *Sociological Methodology*, 2, 308–325.

- [31] Bentler, P. M., & LA VOIE, L. (1972). An extension of semantic space. *Journal of Verbal Learning and Verbal Behavior*, 11(2), 174–182.
- [32] Lowe, W. (2001). What is the dimensionality of human semantic space?. In *Connectionist Models of Learning, Development and Evolution* (pp. 303-311). Springer, London.
- [33] Harris, Z. S. (1954). Distributional structure. *Word*, 10(2-3), 146-162.
- [34] Sahlgren, M. (2006). *The Word-Space Model: Using distributional analysis to represent syntagmatic and paradigmatic relations between words in high-dimensional vector spaces* (Doctoral dissertation).
- [35] Lapesa, G., Evert, S., & Im Walde, S. S. (2014, August). Contrasting syntagmatic and paradigmatic relations: Insights from distributional semantic models. In *Proceedings of the Third Joint Conference on Lexical and Computational Semantics (* SEM 2014)* (pp. 160-170).
- [36] Schutze, H. (1993). Word space. In *Advances in neural information processing systems* (pp. 895-902).
- [37] Firth, J. R. (1957). A synopsis of linguistic theory, 1930-1955. *Studies in linguistic analysis*.
- [38] Dinu, G., & Lapata, M. (2010, October). Measuring distributional similarity in context. In *Proceedings of the 2010 Conference on Empirical Methods in Natural Language Processing* (pp. 1162-1172). Association for Computational Linguistics.
- [39] Lowe, W. (2001). Towards a theory of semantic space. In *Proceedings of the Annual Meeting of the Cognitive Science Society* (Vol. 23, No. 23).
- [40] Landauer, T. K., McNamara, D. S., Dennis, S., & Kintsch, W. (Eds.). (2013). *Handbook of latent semantic analysis*. Psychology Press.
- [41] Landauer, T. K., & Dumais, S. T. (1997). A solution to Plato’s problem: The latent semantic analysis theory of acquisition, induction, and representation of knowledge. *Psychological review*, 104(2), 211.
- [42] Landauer, T. K., & Dumais, S. (2008). Latent semantic analysis. *Scholarpedia*, 3(11), 4356.
- [43] McCarthy, D., Apidianaki, M., & Erk, K. (2016). Word sense clustering and clusterability. *Computational Linguistics*, 42(2), 245-275.
- [44] Murphy, G. L. (1997). Polysemy and the creation of novel word meanings.
- [45] Lopukhina, A., Laurinavichyute, A., Lopukhin, K., & Dragoy, O. (2018). The mental representation of polysemy across word classes. *Frontiers in psychology*, 9, 192.
- [46] Hanks, P. (2000). Do word meanings exist?. *Computers and the Humanities*, 34(1/2), 205-215.
- [47] Kintsch, W. (2007). Meaning in context. *Handbook of latent semantic analysis*, 89-105.
- [48] Dumais, S. T. (2004). Latent semantic analysis. *Annual review of information science and technology*, 38(1), 188-230.
- [49] Evangelopoulos, N. E. (2013). Latent semantic analysis. *Wiley Interdisciplinary Reviews: Cognitive Science*, 4(6), 683-692.
- [50] Erk, K., McCarthy, D., & Gaylord, N. (2013). Measuring word meaning in context. *Computational Linguistics*, 39(3), 511-554.
- [51] Pustejovsky, J. (1991). The generative lexicon. *Computational linguistics*, 17(4), 409-441.
- [52] Kintsch, W. (2001). Predication. *Cognitive science*, 25(2), 173-202.
- [53] Kintsch, W., & Mangalath, P. (2011). The construction of meaning. *Topics in Cognitive Science*, 3(2), 346-370.
- [54] Klein, D. E., & Murphy, G. L. (2001). The representation of polysemous words. *Journal of Memory and Language*, 45(2), 259-282.
- [55] Murphy, G. (2004). *The big book of concepts*. MIT press.
- [56] Frazier, L., & Rayner, K. (1990). Taking on semantic commitments: Processing multiple meanings vs. multiple senses. *Journal of memory and language*, 29(2), 181-200.
- [57] Frisson, S., & Frazier, L. (2005). Carving up word meaning: Portioning and grinding. *Journal of Memory and Language*, 53(2), 277-291.
- [58] Pickering, M. J., & Frisson, S. (2001). Processing ambiguous verbs: Evidence from eye movements. *Journal of Experimental Psychology: Learning, Memory, and Cognition*, 27(2), 556.
- [59] Frisson, S. (2009). Semantic underspecification in language processing. *Language and Linguistics Compass*, 3(1), 111-127.
- [60] Erk, K. (2012). Vector space models of word meaning and phrase meaning: A survey. *Language and Linguistics Compass*, 6(10), 635-653.
- [61] Asher, N., & van de Cruys, T. (2018). Content vs. function words: The view from distributional semantics. In *Proceedings of Sinn und Bedeutung* (Vol. 22, No. 1, pp. 1-21).

- [62] Asher, N., Van de Cruys, T., & Abrusn, M. (2015). Lexical semantics today. *The Routledge Handbook of Linguistics*, N. York/London: Routledge, 169-186.
- [63] Erk, K., & Pad, S. (2010, July). Exemplar-based models for word meaning in context. *In Proceedings of the acl 2010 conference short papers* (pp. 92-97).
- [64] Erk, K., & Pad, S. (2008, October). A structured vector space model for word meaning in context. *In Proceedings of the 2008 Conference on Empirical Methods in Natural Language Processing* (pp. 897-906).
- [65] Mitchell, J., & Lapata, M. (2008, June). Vector-based models of semantic composition. *In proceedings of ACL-08: HLT* (pp. 236-244).
- [66] Thater, S., Dinu, G., & Pinkal, M. (2009, August). Ranking paraphrases in context. *In Proceedings of the 2009 Workshop on Applied Textual Inference (TextInfer)* (pp. 44-47).
- [67] Mitchell, J., & Lapata, M. (2010). Composition in distributional models of semantics. *Cognitive science*, 34(8), 1388-1429.
- [68] Mitchell, J., & Lapata, M. (2009, August). Language models based on semantic composition. *In Proceedings of the 2009 Conference on Empirical Methods in Natural Language Processing: Volume 1-Volume 1* (pp. 430-439). Association for Computational Linguistics.
- [69] Van de Cruys, T., Poibeau, T., & Korhonen, A. (2011, July). Latent vector weighting for word meaning in context. *In Proceedings of the Conference on Empirical Methods in Natural Language Processing* (pp. 1012-1022). Association for Computational Linguistics.
- [70] Van de Cruys, T. (2010). Mining for meaning. *The Extraction of Lexicosemantic Knowledge from Text*.
- [71] Paradis, C. (2012). Lexical semantics. *The encyclopedia of applied linguistics*, 3356-3357.
- [72] Beltagy, I., Roller, S., Cheng, P., Erk, K., & Mooney, R. J. (2015). Representing meaning with a combination of logical form and vectors. *arXiv preprint arXiv:1505.06816*.
- [73] Sahlgren, M. (2005). An introduction to random indexing.
- [74] Zipf, G. K. (1949). Human behavior and the principle of least effort.
- [75] Suzen, Neslihan (2019): LScDC (Leicester Scientific Dictionary-Core). figshare. Dataset. <https://doi.org/10.25392/leicester.data.9896579.v3>
- [76] Suzen, Neslihan (2020): LScDC Word-Category RIG Matrix. University of Leicester. Dataset. <https://doi.org/10.25392/leicester.data.12133431.v2>
- [77] Suzen, Neslihan (2019): LScD (Leicester Scientific Dictionary). figshare. Dataset. <https://doi.org/10.25392/leicester.data.9746900.v3>
- [78] Shannon, C. E. (1948). A mathematical theory of communication. *Bell system technical journal*, 27(3), 379-423.
- [79] Langeron, C., Moulin, C., & Gry, M. (2011, March). Entropy based feature selection for text categorization. *In Proceedings of the 2011 ACM symposium on applied computing* (pp. 924-928). ACM.
- [80] Yang, Y., & Pedersen, J. O. (1997, July). A comparative study on feature selection in text categorization. *In Icml* (Vol. 97, No. 412-420, p. 35).
- [81] Suzen, Neslihan (2020): LScDC Word Clouds and Tables to Visually Present the Most Informative Words in Subject Categories. Figure. <https://doi.org/10.25392/leicester.data.12191604.v1>

APPENDICES

APPENDIX A. SOME ADDITIONAL EXAMPLES OF NOTICES.

TABLE A.1. Some additional examples of notices attached to the abstract

Copyright Notice; Name of Conference, Journal or Publishing House
(C) 2014 Elsevier B.V. This is an open access article under the CC BY-NC-ND license (https://creativecommons.org/licenses/by-nc-nd/3.0/).
Copyright (C) 2014, Taiwan Association of Obstetrics & Gynecology. Published by Elsevier Taiwan LLC. All rights reserved.
(c) 2014 AIP Publishing LLC.
(C) The Author(s) 2014. Published by ECS. This is an open access article distributed under the terms of the Creative Commons Attribution 4.0 License (CC BY, http://creativecommons.org/licenses/by/4.0/), which permits unrestricted reuse of the work in any medium, provided the original work is properly cited. All rights reserved.
(C) 2014 Mosby, Inc. All rights reserved.
(C) 2014 Society of Photo-Optical Instrumentation Engineers (SPIE) & Wilkins
(C) 2014 by American Society for Reproductive Medicine.
(C) 2014 Elsevier Inc. All rights reserved.
Copyright (C) 2014, Hydrogen Energy Publications, LLC. Published by Elsevier Ltd. All rights reserved
(C) 2014 Optical Society of America
(C) 2014 AACR.
(C) 2014 S. Karger AG, Basel
(C) 2014 American Society of Civil Engineers.
(C) 2014 Wiley Periodicals, Inc. and the American Pharmacists Association.
(C) 2014 Elsevier Ltd and Techna Group S.r.l. All rights reserved.
J. surg. oncol
J. med.virol
Polym. compos
Developmental Dynamics
J. exp. zool
Proteins 2014
Bioelectromagnetics
J. Cell. Biochemistry
am. J. Hematol
am. J. Primatol

APPENDIX B. LIST OF CATEGORIES.

TABLE B.1. The list of 252 WoS categories with the number of LSC documents assigned to the corresponding category

No.	Category	Number of Documents
1	Engineering, Electrical & Electronic	174,272
2	Materials Science, Multidisciplinary	112,912
3	Physics, Applied	78,796
4	Chemistry, Physical	58,065
5	Chemistry, Multidisciplinary	55,907
6	Computer Science, Theory & Methods	55,591
7	Multidisciplinary Sciences	53,140
8	Engineering, Mechanical	50,972
9	Optics	47,737
10	Biochemistry & Molecular Biology	47,490
11	Computer Science, Information Systems	45,865
12	Energy & Fuels	44,202
13	Environmental Sciences	42,082
14	Computer Science, Artificial Intelligence	41,210
15	Telecommunications	40,550
16	Nanoscience & Nanotechnology	35,050
17	Oncology	34,339
18	Mechanics	33,545
19	Neurosciences	32,972
20	Surgery	30,805
21	Pharmacology & Pharmacy	30,713
22	Automation & Control Systems	29,427
23	Engineering, Chemical	29,171
24	Computer Science, Interdisciplinary Applications	29,153
25	Mathematics, Applied	27,982
26	Physics, Condensed Matter	27,316
27	Biotechnology & Applied Microbiology	26,286
28	Public, Environmental & Occupational Health	25,493
29	Mathematics	25,450
30	Geosciences, Multidisciplinary	24,644
31	Cell Biology	23,108
32	Physics, Multidisciplinary	22,930
33	Astronomy & Astrophysics	22,825
34	Economics	22,338
35	Clinical Neurology	22,127
36	Engineering, Civil	22,127
37	Chemistry, Analytical	21,490
38	Plant Sciences	21,321
39	Engineering, Multidisciplinary	21,144

TABLE B.1. The list of 252 WoS categories with the number of LSC documents assigned to the corresponding category

No.	Category	Number of Documents
40	Radiology, Nuclear Medicine & Medical Imaging	21,014
41	Food Science & Technology	20,414
42	Education & Educational Research	20,087
43	Medicine, Research & Experimental	19,744
44	Genetics & Heredity	19,512
45	Computer Science, Hardware & Architecture	18,489
46	Immunology	18,270
47	Polymer Science	18,017
48	Chemistry, Organic	17,941
49	Engineering, Biomedical	17,786
50	Microbiology	17,252
51	Computer Science, Software Engineering	17,104
52	Instruments & Instrumentation	17,090
53	Physics, Atomic, Molecular & Chemical	17,010
54	Metallurgy & Metallurgical Engineering	16,898
55	Ecology	16,760
56	Cardiac & Cardiovascular Systems	16,369
57	Medicine, General & Internal	16,179
58	Psychiatry	16,055
59	Electrochemistry	15,663
60	Biochemical Research Methods	15,050
61	Endocrinology & Metabolism	14,622
62	Engineering, Environmental	14,614
63	Management	14,339
64	Chemistry, Applied	14,058
65	Water Resources	13,997
66	Thermodynamics	13,852
67	Pediatrics	13,364
68	Physics, Particles & Fields	13,203
69	Engineering, Manufacturing	13,102
70	Biophysics	12,630
71	Chemistry, Inorganic & Nuclear	12,591
72	Infectious Diseases	12,521
73	Chemistry, Medicinal	12,456
74	Meteorology & Atmospheric Sciences	12,318
75	Construction & Building Technology	12,078
76	Operations Research & Management Science	11,879
77	Veterinary Sciences	11,502
78	Remote Sensing	11,388
79	Nuclear Science & Technology	11,359
80	Zoology	11,218

TABLE B.1. The list of 252 WoS categories with the number of LSC documents assigned to the corresponding category

No.	Category	Number of Documents
81	Social Sciences, Interdisciplinary	11,035
82	Gastroenterology & Hepatology	10,943
83	Orthopedics	10,538
84	Physics, Mathematical	10,426
85	Engineering, Industrial	10,362
86	Marine & Freshwater Biology	10,124
87	Mathematics, Interdisciplinary Applications	10,072
88	Geochemistry & Geophysics	10,023
89	Biology	9,917
90	Obstetrics & Gynecology	9,883
91	Physics, Fluids & Plasmas	9,704
92	Toxicology	9,613
93	Statistics & Probability	9,532
94	Nutrition & Dietetics	9,416
95	Business	9,394
96	Imaging Science & Photographic Technology	9,353
97	Hematology	9,096
98	Physiology	9,009
99	Peripheral Vascular Disease	8,700
100	Agronomy	8,651
101	Dentistry, Oral Surgery & Medicine	8,502
102	Robotics	8,491
103	Transportation Science & Technology	8,411
104	Sport Sciences	8,368
105	Psychology, Multidisciplinary	8,332
106	Urology & Nephrology	8,264
107	Materials Science, Biomaterials	8,040
108	Mathematical & Computational Biology	8,015
109	Health Care Sciences & Services	7,999
110	Physics, Nuclear	7,876
111	Ophthalmology	7,830
112	Environmental Studies	7,811
113	Rehabilitation	7,791
114	Respiratory System	7,666
115	Oceanography	7,417
116	Spectroscopy	7,388
117	Materials Science, Coatings & Films	7,226
118	Pathology	7,217
119	Business, Finance	7,214
120	Psychology	6,989
121	Acoustics	6,935

TABLE B.1. The list of 252 WoS categories with the number of LSC documents assigned to the corresponding category

No.	Category	Number of Documents
122	Crystallography	6,932
123	Psychology, Clinical	6,860
124	Geography, Physical	6,806
125	Psychology, Experimental	6,784
126	Nursing	6,637
127	Green & Sustainable Science & Technology	6,412
128	Agriculture, Multidisciplinary	6,406
129	Education, Scientific Disciplines	6,308
130	Virology	6,270
131	Materials Science, Ceramics	6,222
132	Agriculture, Dairy & Animal Science	6,163
133	Behavioral Sciences	5,922
134	Linguistics	5,921
135	Dermatology	5,793
136	Evolutionary Biology	5,742
137	Entomology	5,704
138	Parasitology	5,683
139	Horticulture	5,338
140	Health Policy & Services	5,318
141	Language & Linguistics	5,174
142	Political Science	5,106
143	Soil Science	4,800
144	Otorhinolaryngology	4,797
145	Geriatrics & Gerontology	4,742
146	Sociology	4,725
147	Biodiversity Conservation	4,705
148	Fisheries	4,702
149	Engineering, Geological	4,573
150	Information Science & Library Science	4,565
151	Forestry	4,472
152	Engineering, Aerospace	4,435
153	Psychology, Developmental	4,390
154	Materials Science, Composites	4,277
155	Planning & Development	4,115
156	Transplantation	4,105
157	Transportation	4,035
158	Medical Informatics	3,991
159	Reproductive Biology	3,984
160	Critical Care Medicine	3,982
161	Rheumatology	3,942
162	Geography	3,908

TABLE B.1. The list of 252 WoS categories with the number of LSC documents assigned to the corresponding category

No.	Category	Number of Documents
163	Materials Science, Characterization & Testing	3,878
164	Agricultural Engineering	3,727
165	Tropical Medicine	3,696
166	Philosophy	3,657
167	Computer Science, Cybernetics	3,652
168	Developmental Biology	3,593
169	Law	3,574
170	Psychology, Social	3,548
171	Psychology, Applied	3,523
172	Social Sciences, Mathematical Methods	3,496
173	History	3,487
174	Integrative & Complementary Medicine	3,453
175	Substance Abuse	3,433
176	Communication	3,200
177	Anthropology	3,149
178	Social Sciences, Biomedical	3,003
179	Hospitality, Leisure, Sport & Tourism	2,998
180	Anesthesiology	2,943
181	International Relations	2,941
182	Neuroimaging	2,702
183	Mining & Mineral Processing	2,687
184	Emergency Medicine	2,627
185	Medical Laboratory Technology	2,598
186	Humanities, Multidisciplinary	2,559
187	Mineralogy	2,550
188	Materials Science, Textiles	2,548
189	Gerontology	2,531
190	Paleontology	2,503
191	Cell & Tissue Engineering	2,455
192	Engineering, Ocean	2,352
193	Religion	2,335
194	Urban Studies	2,309
195	Family Studies	2,229
196	Public Administration	2,204
197	History & Philosophy Of Science	2,199
198	Geology	2,153
199	Archaeology	2,118
200	Social Work	2,114
201	Psychology, Educational	2,112
202	Engineering, Marine	2,110
203	Audiology & Speech-Language Pathology	2,052

TABLE B.1. The list of 252 WoS categories with the number of LSC documents assigned to the corresponding category

No.	Category	Number of Documents
204	Area Studies	2,046
205	Criminology & Penology	2,015
206	Materials Science, Paper & Wood	1,963
207	Limnology	1,941
208	Engineering, Petroleum	1,930
209	Ethics	1,928
210	Anatomy & Morphology	1,889
211	Mycology	1,829
212	Logic	1,786
213	Allergy	1,765
214	Medicine, Legal	1,711
215	Education, Special	1,666
216	Literature	1,608
217	Psychology, Biological	1,527
218	Ergonomics	1,431
219	Architecture	1,376
220	Women's Studies	1,341
221	Microscopy	1,319
222	Social Issues	1,296
223	Primary Health Care	1,269
224	Ornithology	1,008
225	Demography	948
226	Cultural Studies	945
227	Music	888
228	Agricultural Economics & Policy	880
229	History Of Social Sciences	879
230	Industrial Relations & Labor	879
231	Asian Studies	877
232	Art	725
233	Ethnic Studies	675
234	Medical Ethics	674
235	Psychology, Mathematical	538
236	Literary Theory & Criticism	498
237	Medieval & Renaissance Studies	485
238	Film, Radio, Television	398
239	Andrology	391
240	Psychology, Psychoanalysis	345
241	Classics	325
242	Theater	300
243	Literature, Romance	269
244	Literature, British Isles	220

TABLE B.1. The list of 252 WoS categories with the number of LSC documents assigned to the corresponding category

No.	Category	Number of Documents
245	Folklore	134
246	Literature, German, Dutch, Scandinavian	128
247	Literature, American	75
248	Dance	74
249	Literature, African, Australian, Canadian	59
250	Poetry	42
251	Literary Reviews	35
252	Literature, Slavic	35

APPENDIX C. LIST OF RESEARCH AREAS.

TABLE C.1. The list of 151 WoS research areas with the number of LSC documents assigned to the corresponding research area

No.	Research Area	Number of Documents
1	Engineering	328,136
2	Chemistry	162,934
3	Physics	158,438
4	Computer Science	142,633
5	Materials Science	141,754
6	Science & Technology - Other Topics	96,388
7	Environmental Sciences & Ecology	60,657
8	Biochemistry & Molecular Biology	60,027
9	Mathematics	59,525
10	Neurosciences & Neurology	48,680
11	Optics	47,737
12	Energy & Fuels	44,202
13	Business & Economics	40,743
14	Telecommunications	40,550
15	Pharmacology & Pharmacy	38,837
16	Psychology	36,282
17	Oncology	34,339
18	Mechanics	33,545
19	Agriculture	31,191
20	Surgery	30,805
21	Automation & Control Systems	29,427
22	Geology	26,632
23	Biotechnology & Applied Microbiology	26,286
24	Education & Educational Research	25,924

TABLE C.1. The list of 151 WoS research areas with the number of LSC documents assigned to the corresponding research area

No.	Research Area	Number of Documents
25	Public, Environmental & Occupational Health	25,493
26	Cell Biology	24,145
27	Cardiovascular System & Cardiology	23,396
28	Astronomy & Astrophysics	22,825
29	Plant Sciences	21,321
30	Radiology, Nuclear Medicine & Medical Imaging	21,014
31	Food Science & Technology	20,414
32	General & Internal Medicine	20,409
33	Research & Experimental Medicine	19,744
34	Genetics & Heredity	19,512
35	Immunology	18,270
36	Polymer Science	18,017
37	Microbiology	17,252
38	Instruments & Instrumentation	17,090
39	Metallurgy & Metallurgical Engineering	16,898
40	Social Sciences - Other Topics	16,666
41	Psychiatry	16,055
42	Electrochemistry	15,663
43	Endocrinology & Metabolism	15,013
44	Water Resources	13,997
45	Thermodynamics	13,852
46	Pediatrics	13,365
47	Biophysics	12,630
48	Infectious Diseases	12,521
49	Meteorology & Atmospheric Sciences	12,318
50	Zoology	12,200
51	Construction & Building Technology	12,078
52	Operations Research & Management Science	11,879
53	Marine & Freshwater Biology	11,562
54	Veterinary Sciences	11,502
55	Remote Sensing	11,388
56	Nuclear Science & Technology	11,359
57	Gastroenterology & Hepatology	10,943
58	Orthopedics	10,538
59	Transportation	10,280
60	Health Care Sciences & Services	10,243
61	Geochemistry & Geophysics	10,023
62	Life Sciences & Biomedicine - Other Topics	9,917
63	Obstetrics & Gynecology	9,883
64	Toxicology	9,613
65	Nutrition & Dietetics	9,416

TABLE C.1. The list of 151 WoS research areas with the number of LSC documents assigned to the corresponding research area

No.	Research Area	Number of Documents
66	Imaging Science & Photographic Technology	9,353
67	Hematology	9,096
68	Physiology	9,009
69	Dentistry, Oral Surgery & Medicine	8,502
70	Government & Law	8,492
71	Robotics	8,491
72	Sport Sciences	8,368
73	Urology & Nephrology	8,264
74	Mathematical & Computational Biology	8,015
75	Ophthalmology	7,830
76	Rehabilitation	7,791
77	Respiratory System	7,666
78	Oceanography	7,417
79	Spectroscopy	7,388
80	Pathology	7,217
81	Linguistics	7,077
82	Acoustics	6,935
83	Crystallography	6,932
84	Physical Geography	6,806
85	Nursing	6,637
86	Virology	6,270
87	Public Administration	6,120
88	Behavioral Sciences	5,922
89	Dermatology	5,793
90	Evolutionary Biology	5,742
91	Entomology	5,704
92	Parasitology	5,683
93	Geriatrics & Gerontology	5,505
94	Otorhinolaryngology	4,797
95	Sociology	4,725
96	Biodiversity & Conservation	4,705
97	Fisheries	4,702
98	Information Science & Library Science	4,565
99	Forestry	4,472
100	Transplantation	4,105
101	Medical Informatics	3,991
102	Reproductive Biology	3,984
103	Rheumatology	3,942
104	Geography	3,908
105	Tropical Medicine	3,696
106	Philosophy	3,657

TABLE C.1. The list of 151 WoS research areas with the number of LSC documents assigned to the corresponding research area

No.	Research Area	Number of Documents
107	Developmental Biology	3,593
108	Mathematical Methods In Social Sciences	3,496
109	History	3,487
110	Integrative & Complementary Medicine	3,453
111	Substance Abuse	3,433
112	Communication	3,200
113	Arts & Humanities - Other Topics	3,178
114	Anthropology	3,149
115	Biomedical Social Sciences	3,003
116	Anesthesiology	2,943
117	International Relations	2,941
118	Literature	2,735
119	Mining & Mineral Processing	2,687
120	Emergency Medicine	2,627
121	Medical Laboratory Technology	2,598
122	Mineralogy	2,550
123	Paleontology	2,503
124	Religion	2,335
125	Urban Studies	2,309
126	Family Studies	2,229
127	History & Philosophy Of Science	2,199
128	Archaeology	2,118
129	Social Work	2,114
130	Audiology & Speech-Language Pathology	2,052
131	Area Studies	2,046
132	Criminology & Penology	2,015
133	Anatomy & Morphology	1,889
134	Mycology	1,829
135	Allergy	1,765
136	Legal Medicine	1,711
137	Architecture	1,376
138	Women's Studies	1,341
139	Microscopy	1,319
140	Social Issues	1,296
141	Demography	948
142	Cultural Studies	945
143	Music	888
144	Asian Studies	877
145	Art	725
146	Ethnic Studies	675
147	Medical Ethics	674

TABLE C.1. The list of 151 WoS research areas with the number of LSC documents assigned to the corresponding research area

No.	Research Area	Number of Documents
148	Film, Radio, Television	398
149	Classics	325
150	Theater	300
151	Dance	74

APPENDIX D. WORD CLOUDS AND HISTOGRAMS FOR CATEGORIES.

Word clouds presenting the top 100 words ordered by their RIGs and histograms of RIGs for the first 10 words in the word clouds for 252 categories in LSC.

Informational Space of Meaning for Scientific Texts

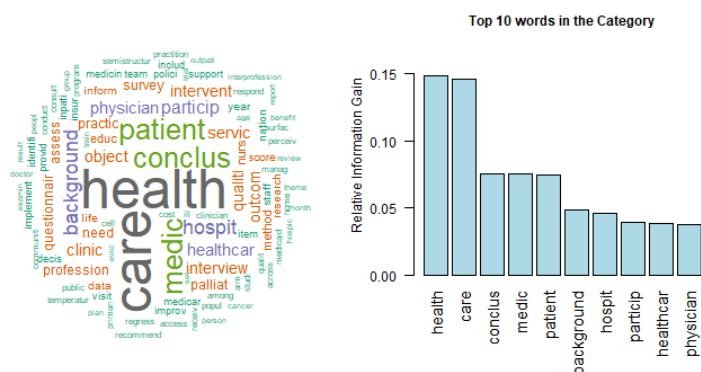


FIGURE D.1. Health Care Sciences & Services

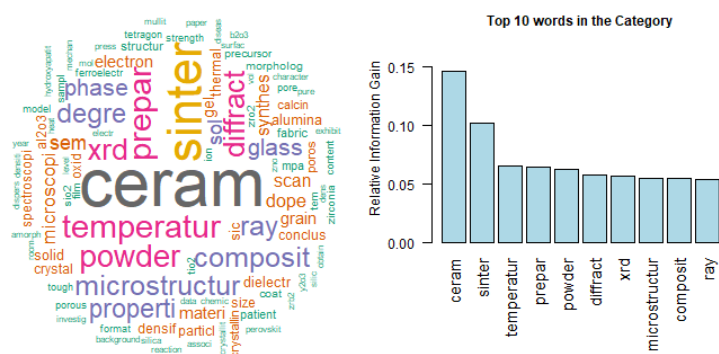


FIGURE D.2. Material Science, Ceramics

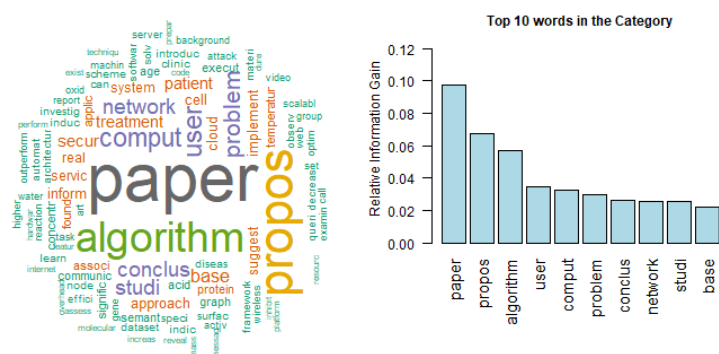


FIGURE D.3. Computer Science, Theory & Methods

Informational Space of Meaning for Scientific Texts

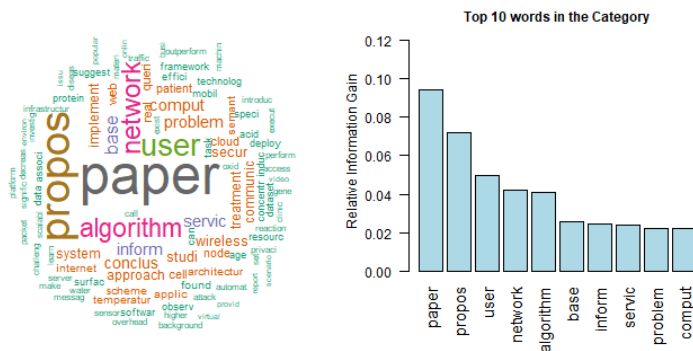


FIGURE D.4. Computer Science, Information Systems

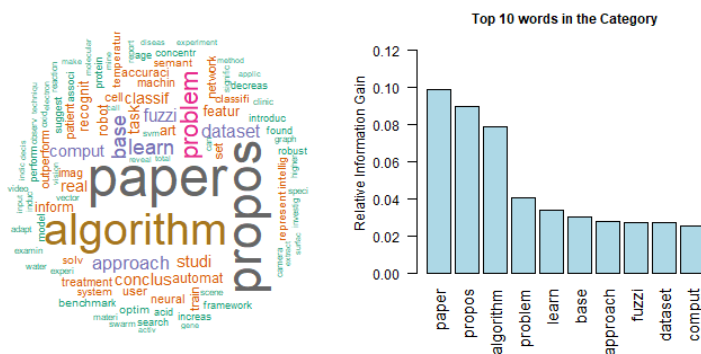


FIGURE D.5. Computer Science, Artificial Intelligence

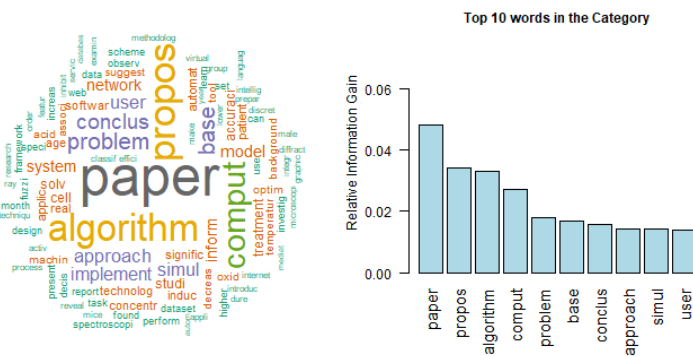


FIGURE D.6. Computer Science, Interdisciplinary Applications

Informational Space of Meaning for Scientific Texts

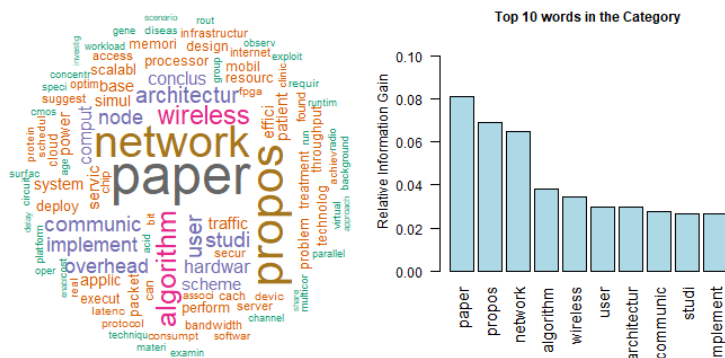


FIGURE D.7. Computer Science, Hardware & Architecture

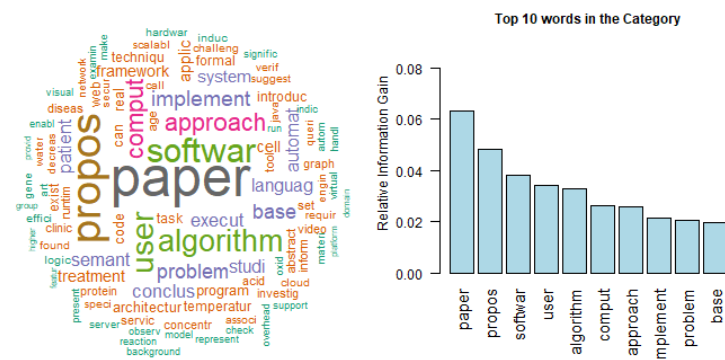


FIGURE D.8. Computer Science, Software Engineering

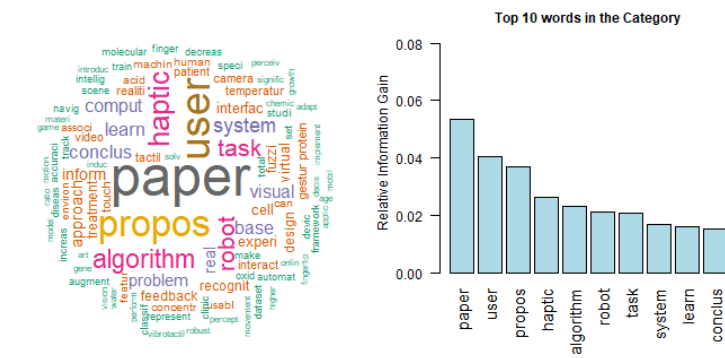


FIGURE D.9. Computer Science, Cybernetics

APPENDIX E. THE MOST INFORMATIVE 100 WORDS IN CATEGORIES WITH
THEIR RIGs.

TABLE E.1. Acoustics

No.	Word	RIG
1	acoust	9.4×10^{-2}
2	ultrasound	6.2×10^{-2}
3	sound	4.1×10^{-2}
4	speech	4.1×10^{-2}
5	frequenc	4×10^{-2}
6	nois	3.3×10^{-2}
7	ultrason	2.7×10^{-2}
8	wave	2.4×10^{-2}
9	transduc	2.3×10^{-2}
10	vibrat	2.2×10^{-2}
11	signal	2×10^{-2}
12	propos	1.8×10^{-2}
13	microphon	1.5×10^{-2}
14	sonograph	1.4×10^{-2}
15	reverber	1.4×10^{-2}
16	audio	1.3×10^{-2}
17	sonographi	1.3×10^{-2}
18	speaker	1.3×10^{-2}
19	listen	1.2×10^{-2}
20	paper	1.2×10^{-2}
21	propag	1.2×10^{-2}
22	mhz	1.2×10^{-2}
23	algorithm	1.1×10^{-2}
24	filter	1.1×10^{-2}
25	amplitud	1×10^{-2}
26	beamform	1×10^{-2}
27	khz	1×10^{-2}
28	estim	9.9×10^{-3}
29	imag	9.8×10^{-3}
30	email	9.5×10^{-3}
31	numer	8.8×10^{-3}
32	method	8.7×10^{-3}
33	phantom	8.5×10^{-3}
34	echo	7.9×10^{-3}
35	mode	7.9×10^{-3}
36	piezoelectr	7.8×10^{-3}
37	loudspeak	7.7×10^{-3}
38	elast	7.6×10^{-3}
39	perform	7.4×10^{-3}
40	elastographi	7.2×10^{-3}
41	microbubbl	7.2×10^{-3}
42	array	7.2×10^{-3}
43	damp	7.2×10^{-3}
44	error	7×10^{-3}
45	harmon	6.9×10^{-3}
46	excit	6.9×10^{-3}
47	protein	6.9×10^{-3}
48	doppler	6.8×10^{-3}
49	cell	6.7×10^{-3}
50	nonlinear	6.6×10^{-3}

No.	Word	RIG
51	finit	6.6×10^{-3}
52	veloc	6.5×10^{-3}
53	spars	6.5×10^{-3}
54	music	6.1×10^{-3}
55	gene	6.1×10^{-3}
56	linear	6.1×10^{-3}
57	spectral	6.1×10^{-3}
58	noisi	6×10^{-3}
59	cavit	6×10^{-3}
60	stiff	6×10^{-3}
61	recognit	5.9×10^{-3}
62	activ	5.7×10^{-3}
63	modal	5.6×10^{-3}
64	gaussian	5.5×10^{-3}
65	simul	5.4×10^{-3}
66	accuraci	5.3×10^{-3}
67	model	5.2×10^{-3}
68	experiment	5×10^{-3}
69	acid	5×10^{-3}
70	impuls	5×10^{-3}
71	techniqu	5×10^{-3}
72	puls	4.9×10^{-3}
73	approach	4.9×10^{-3}
74	perceptu	4.9×10^{-3}
75	voic	4.9×10^{-3}
76	year	4.8×10^{-3}
77	outperform	4.8×10^{-3}
78	beam	4.7×10^{-3}
79	displac	4.6×10^{-3}
80	dnn	4.5×10^{-3}
81	cmut	4.5×10^{-3}
82	regul	4.4×10^{-3}
83	speci	4.4×10^{-3}
84	paramet	4.4×10^{-3}
85	reson	4.4×10^{-3}
86	sparsiti	4.3×10^{-3}
87	transmit	4.3×10^{-3}
88	shear	4.3×10^{-3}
89	utter	4.3×10^{-3}
90	vocal	4.3×10^{-3}
91	hear	4.3×10^{-3}
92	snr	4.2×10^{-3}
93	fetal	4.2×10^{-3}
94	problem	4.2×10^{-3}
95	associ	4.1×10^{-3}
96	hmm	4.1×10^{-3}
97	measur	4.1×10^{-3}
98	automat	4.1×10^{-3}
99	fetus	4.1×10^{-3}
100	inhibit	4.1×10^{-3}

TABLE E.2. Agricultural Economics and Policy

No.	Word	RIG
1	agricultur	1.1×10^{-1}
2	farmer	8.7×10^{-2}
3	market	8.6×10^{-2}
4	farm	8.3×10^{-2}
5	price	8.1×10^{-2}
6	food	7.2×10^{-2}
7	polici	6×10^{-2}
8	product	4.8×10^{-2}
9	econom	3.6×10^{-2}
10	household	3.5×10^{-2}
11	consum	3.3×10^{-2}
12	incom	3.3×10^{-2}
13	countri	3.2×10^{-2}
14	sector	3.1×10^{-2}
15	crop	2.6×10^{-2}
16	trade	2.4×10^{-2}
17	rural	2.3×10^{-2}
18	commod	2×10^{-2}
19	smallhold	2×10^{-2}
20	export	2×10^{-2}
21	land	2×10^{-2}
22	demand	1.8×10^{-2}
23	econlit	1.7×10^{-2}
24	suppli	1.7×10^{-2}
25	wine	1.6×10^{-2}
26	impact	1.6×10^{-2}
27	find	1.6×10^{-2}
28	welfar	1.6×10^{-2}
29	empir	1.5×10^{-2}
30	patient	1.4×10^{-2}
31	estim	1.4×10^{-2}
32	poverti	1.4×10^{-2}
33	survey	1.3×10^{-2}
34	purchas	1.3×10^{-2}
35	subsidi	1.3×10^{-2}
36	africa	1.3×10^{-2}
37	invest	1.3×10^{-2}
38	cost	1.2×10^{-2}
39	cell	1.1×10^{-2}
40	econometr	1.1×10^{-2}
41	livestock	1.1×10^{-2}
42	willing	1.1×10^{-2}
43	dairi	1.1×10^{-2}
44	panel	1.1×10^{-2}
45	retail	1.1×10^{-2}
46	pay	1.1×10^{-2}
47	premium	1.1×10^{-2}
48	agri	1.1×10^{-2}
49	articl	1×10^{-2}
50	profit	1×10^{-2}

No.	Word	RIG
51	consumpt	9.9×10^{-3}
52	payment	9.9×10^{-3}
53	agribusi	9.8×10^{-3}
54	economi	9.6×10^{-3}
55	wtp	9.6×10^{-3}
56	method	9.4×10^{-3}
57	choic	9.3×10^{-3}
58	competit	9.3×10^{-3}
59	domest	9.1×10^{-3}
60	conclus	8.8×10^{-3}
61	clinic	8.8×10^{-3}
62	nutrit	8.6×10^{-3}
63	veget	8.6×10^{-3}
64	african	8.5×10^{-3}
65	grower	8.3×10^{-3}
66	industri	8.3×10^{-3}
67	govern	8.2×10^{-3}
68	fertil	8×10^{-3}
69	urban	8×10^{-3}
70	irrig	8×10^{-3}
71	buyer	8×10^{-3}
72	firm	7.8×10^{-3}
73	busi	7.8×10^{-3}
74	supermarket	7.6×10^{-3}
75	produc	7.5×10^{-3}
76	privat	7.2×10^{-3}
77	milk	7.2×10^{-3}
78	meat	7×10^{-3}
79	beef	6.9×10^{-3}
80	secur	6.9×10^{-3}
81	prefer	6.7×10^{-3}
82	grape	6.5×10^{-3}
83	sale	6.5×10^{-3}
84	decis	6.5×10^{-3}
85	capita	6.4×10^{-3}
86	adopt	6.4×10^{-3}
87	benefit	6.4×10^{-3}
88	china	6.3×10^{-3}
89	cash	6.3×10^{-3}
90	research	6.2×10^{-3}
91	sell	6.2×10^{-3}
92	valuat	6.1×10^{-3}
93	wheat	6.1×10^{-3}
94	public	6.1×10^{-3}
95	detect	6.1×10^{-3}
96	perform	6.1×10^{-3}
97	import	6×10^{-3}
98	implic	6×10^{-3}
99	background	6×10^{-3}
100	acreag	6×10^{-3}

TABLE E.3. Agricultural Engineering

No.	Word	RIG
1	biomass	6.8×10^{-2}
2	product	6×10^{-2}
3	yield	4.1×10^{-2}
4	anaerob	3.1×10^{-2}
5	content	2.9×10^{-2}
6	ferment	2.9×10^{-2}
7	crop	2.9×10^{-2}
8	sludg	2.6×10^{-2}
9	feedstock	2.6×10^{-2}
10	dri	2.5×10^{-2}
11	oil	2.4×10^{-2}
12	pretreat	2.3×10^{-2}
13	microalga	2.3×10^{-2}
14	irrig	2.3×10^{-2}
15	remov	2.1×10^{-2}
16	lignin	2×10^{-2}
17	wastewat	2×10^{-2}
18	plant	2×10^{-2}
19	water	2×10^{-2}
20	bioga	2×10^{-2}
21	biodiesel	2×10^{-2}
22	reactor	1.9×10^{-2}
23	cultiv	1.9×10^{-2}
24	digest	1.8×10^{-2}
25	lignocellulos	1.8×10^{-2}
26	biofuel	1.8×10^{-2}
27	produc	1.8×10^{-2}
28	agricultur	1.8×10^{-2}
29	hydrolysi	1.8×10^{-2}
30	batch	1.7×10^{-2}
31	patient	1.7×10^{-2}
32	acid	1.7×10^{-2}
33	cellulos	1.7×10^{-2}
34	straw	1.6×10^{-2}
35	ethanol	1.6×10^{-2}
36	cod	1.5×10^{-2}
37	sugar	1.5×10^{-2}
38	wast	1.5×10^{-2}
39	hemicellulos	1.5×10^{-2}
40	highest	1.5×10^{-2}
41	nitrogen	1.4×10^{-2}
42	methan	1.4×10^{-2}
43	harvest	1.4×10^{-2}
44	microbi	1.4×10^{-2}
45	chlorella	1.4×10^{-2}
46	bioreactor	1.3×10^{-2}
47	conclus	1.3×10^{-2}
48	concentr	1.3×10^{-2}
49	moistur	1.3×10^{-2}
50	effluent	1.2×10^{-2}

No.	Word	RIG
51	soil	1.2×10^{-2}
52	fatti	1.1×10^{-2}
53	saccharif	1.1×10^{-2}
54	solid	1.1×10^{-2}
55	corn	1.1×10^{-2}
56	fuel	1.1×10^{-2}
57	enzymat	1.1×10^{-2}
58	manur	1×10^{-2}
59	wood	1×10^{-2}
60	extract	9.8×10^{-3}
61	respect	9.8×10^{-3}
62	degre	9.7×10^{-3}
63	microalg	9.6×10^{-3}
64	clinic	9.5×10^{-3}
65	pyrolysi	9.3×10^{-3}
66	volatil	9.2×10^{-3}
67	nutrient	9.1×10^{-3}
68	bio	8.8×10^{-3}
69	biorefineri	8.7×10^{-3}
70	algal	8.4×10^{-3}
71	phenol	8.4×10^{-3}
72	wheat	8.3×10^{-3}
73	chemic	8.3×10^{-3}
74	stover	8.2×10^{-3}
75	effici	8.1×10^{-3}
76	bioenergi	8×10^{-3}
77	fruit	8×10^{-3}
78	total	7.9×10^{-3}
79	condit	7.8×10^{-3}
80	background	7.8×10^{-3}
81	xylos	7.8×10^{-3}
82	maximum	7.7×10^{-3}
83	higher	7.7×10^{-3}
84	lipid	7.7×10^{-3}
85	acet	7.5×10^{-3}
86	paper	7.4×10^{-3}
87	seed	7.2×10^{-3}
88	bioethanol	7.1×10^{-3}
89	carbon	6.8×10^{-3}
90	ammonia	6.8×10^{-3}
91	temperatur	6.8×10^{-3}
92	hydrolysi	6.8×10^{-3}
93	rice	6.7×10^{-3}
94	farm	6.4×10^{-3}
95	biochar	6.4×10^{-3}
96	amount	6.3×10^{-3}
97	evapotranspir	6.3×10^{-3}
98	industri	6.3×10^{-3}
99	cellulas	6.1×10^{-3}
100	composit	6×10^{-3}

TABLE E.4. Agriculture, Dairy and Animal Science

No.	Word	RIG
1	feed	1.1×10^{-1}
2	diet	1.1×10^{-1}
3	cow	1×10^{-1}
4	milk	9.4×10^{-2}
5	fed	9.1×10^{-2}
6	dairi	8.9×10^{-2}
7	anim	7.1×10^{-2}
8	intak	6.9×10^{-2}
9	breed	6.7×10^{-2}
10	holstein	6.4×10^{-2}
11	cattl	6×10^{-2}
12	broiler	5.8×10^{-2}
13	supplement	5.5×10^{-2}
14	dietari	5.5×10^{-2}
15	lactat	5.1×10^{-2}
16	digest	4.9×10^{-2}
17	fat	4.7×10^{-2}
18	carcass	4.6×10^{-2}
19	calv	4.6×10^{-2}
20	weight	4.4×10^{-2}
21	day	4.3×10^{-2}
22	meat	4.3×10^{-2}
23	rumin	4.2×10^{-2}
24	total	4.2×10^{-2}
25	pig	4×10^{-2}
26	slaughter	3.7×10^{-2}
27	dri	3.7×10^{-2}
28	trait	3.7×10^{-2}
29	rumen	3.6×10^{-2}
30	chicken	3.6×10^{-2}
31	herd	3.5×10^{-2}
32	pen	3.4×10^{-2}
33	adg	3.4×10^{-2}
34	bird	3.4×10^{-2}
35	farm	3.3×10^{-2}
36	concentr	3.1×10^{-2}
37	wean	3.1×10^{-2}
38	product	2.9×10^{-2}
39	meal	2.9×10^{-2}
40	crossbr	2.8×10^{-2}
41	corn	2.8×10^{-2}
42	goat	2.8×10^{-2}
43	treatment	2.7×10^{-2}
44	sheep	2.7×10^{-2}
45	beef	2.6×10^{-2}
46	fatti	2.6×10^{-2}
47	per	2.6×10^{-2}
48	random	2.6×10^{-2}
49	daili	2.5×10^{-2}
50	protein	2.5×10^{-2}

No.	Word	RIG
51	silag	2.5×10^{-2}
52	libitum	2.4×10^{-2}
53	dmi	2.3×10^{-2}
54	heifer	2.3×10^{-2}
55	chick	2.3×10^{-2}
56	matter	2.3×10^{-2}
57	paper	2.2×10^{-2}
58	period	2.2×10^{-2}
59	affect	2.2×10^{-2}
60	effect	2.1×10^{-2}
61	bull	2×10^{-2}
62	bodi	2×10^{-2}
63	acid	2×10^{-2}
64	hen	2×10^{-2}
65	sire	2×10^{-2}
66	crude	2×10^{-2}
67	ndf	2×10^{-2}
68	studi	2×10^{-2}
69	content	1.9×10^{-2}
70	multipar	1.9×10^{-2}
71	higher	1.9×10^{-2}
72	reproduct	1.9×10^{-2}
73	soybean	1.9×10^{-2}
74	nutrient	1.9×10^{-2}
75	insemin	1.9×10^{-2}
76	piglet	1.8×10^{-2}
77	hay	1.8×10^{-2}
78	replic	1.8×10^{-2}
79	gain	1.8×10^{-2}
80	increas	1.8×10^{-2}
81	egg	1.8×10^{-2}
82	poultry	1.8×10^{-2}
83	respect	1.8×10^{-2}
84	lamb	1.8×10^{-2}
85	group	1.8×10^{-2}
86	percentag	1.7×10^{-2}
87	patient	1.7×10^{-2}
88	greater	1.7×10^{-2}
89	factori	1.7×10^{-2}
90	differ	1.7×10^{-2}
91	assign	1.7×10^{-2}
92	growth	1.7×10^{-2}
93	forag	1.7×10^{-2}
94	hous	1.7×10^{-2}
95	lower	1.7×10^{-2}
96	averag	1.7×10^{-2}
97	propos	1.6×10^{-2}
98	collect	1.6×10^{-2}
99	genet	1.6×10^{-2}
100	deterg	1.6×10^{-2}

TABLE E.5. Agriculture, Multidisciplinary

No.	Word	RIG
1	crop	6×10^{-2}
2	plant	4.4×10^{-2}
3	agricultur	4×10^{-2}
4	soil	3.5×10^{-2}
5	product	3.1×10^{-2}
6	farm	2.9×10^{-2}
7	wheat	2.4×10^{-2}
8	cultivar	2.3×10^{-2}
9	farmer	2.3×10^{-2}
10	yield	2.3×10^{-2}
11	food	2.2×10^{-2}
12	dri	2.1×10^{-2}
13	content	2×10^{-2}
14	seed	1.8×10^{-2}
15	fruit	1.8×10^{-2}
16	patient	1.7×10^{-2}
17	fertil	1.7×10^{-2}
18	maiz	1.6×10^{-2}
19	breed	1.6×10^{-2}
20	leaf	1.5×10^{-2}
21	acid	1.4×10^{-2}
22	highest	1.4×10^{-2}
23	nutrient	1.3×10^{-2}
24	cultiv	1.3×10^{-2}
25	pastur	1.3×10^{-2}
26	total	1.3×10^{-2}
27	feed	1.2×10^{-2}
28	rice	1.2×10^{-2}
29	season	1.2×10^{-2}
30	irrig	1.2×10^{-2}
31	veget	1.2×10^{-2}
32	nitrogen	1.2×10^{-2}
33	livestock	1.1×10^{-2}
34	phenol	1.1×10^{-2}
35	growth	1.1×10^{-2}
36	harvest	1×10^{-2}
37	concentr	1×10^{-2}
38	milk	1×10^{-2}
39	grass	9.9×10^{-3}
40	weight	9.9×10^{-3}
41	grain	9.9×10^{-3}
42	antioxid	9.8×10^{-3}
43	nutrit	9.7×10^{-3}
44	dairi	9.6×10^{-3}
45	soybean	9.5×10^{-3}
46	graze	9.5×10^{-3}
47	biomass	9.3×10^{-3}
48	cattl	9.2×10^{-3}
49	manur	9.1×10^{-3}
50	trait	8.5×10^{-3}

No.	Word	RIG
51	chromatographi	8.4×10^{-3}
52	agronom	8.4×10^{-3}
53	paper	8.3×10^{-3}
54	day	8.3×10^{-3}
55	weed	8.3×10^{-3}
56	matter	8.2×10^{-3}
57	diet	8.2×10^{-3}
58	digest	8.2×10^{-3}
59	cow	8.1×10^{-3}
60	respect	8×10^{-3}
61	extract	8×10^{-3}
62	pest	8×10^{-3}
63	higher	7.9×10^{-3}
64	sow	7.9×10^{-3}
65	leav	7.5×10^{-3}
66	seedl	7.5×10^{-3}
67	clinic	7.4×10^{-3}
68	differ	7.3×10^{-3}
69	root	7.3×10^{-3}
70	qualiti	7.2×10^{-3}
71	forag	7.1×10^{-3}
72	water	7.1×10^{-3}
73	land	7×10^{-3}
74	fed	7×10^{-3}
75	propos	7×10^{-3}
76	polyphenol	6.9×10^{-3}
77	genotyp	6.9×10^{-3}
78	grown	6.9×10^{-3}
79	greenhous	6.8×10^{-3}
80	anim	6.8×10^{-3}
81	intak	6.7×10^{-3}
82	studi	6.7×10^{-3}
83	ferment	6.6×10^{-3}
84	corn	6.4×10^{-3}
85	meat	6.4×10^{-3}
86	grow	6.4×10^{-3}
87	fresh	6.4×10^{-3}
88	pakistan	6.3×10^{-3}
89	plot	6.3×10^{-3}
90	dietari	6.2×10^{-3}
91	per	6.2×10^{-3}
92	anthocyanin	6.1×10^{-3}
93	bean	6.1×10^{-3}
94	tillag	6×10^{-3}
95	rumin	6×10^{-3}
96	winter	5.9×10^{-3}
97	potato	5.8×10^{-3}
98	rumen	5.8×10^{-3}
99	compound	5.8×10^{-3}
100	grassland	5.8×10^{-3}

TABLE E.6. Agronomy

No.	Word	RIG
1	plant	1.3×10^{-1}
2	crop	1.2×10^{-1}
3	cultivar	9.3×10^{-2}
4	soil	7.9×10^{-2}
5	yield	6×10^{-2}
6	seed	4.5×10^{-2}
7	leaf	4.4×10^{-2}
8	breed	4.2×10^{-2}
9	wheat	4.2×10^{-2}
10	fruit	3.8×10^{-2}
11	trait	3.8×10^{-2}
12	irrig	3.7×10^{-2}
13	fertil	3.7×10^{-2}
14	season	3.2×10^{-2}
15	product	3.1×10^{-2}
16	harvest	2.8×10^{-2}
17	root	2.8×10^{-2}
18	dri	2.7×10^{-2}
19	agricultur	2.7×10^{-2}
20	cultiv	2.7×10^{-2}
21	genotyp	2.7×10^{-2}
22	agronom	2.5×10^{-2}
23	content	2.5×10^{-2}
24	grown	2.5×10^{-2}
25	maiz	2.4×10^{-2}
26	seedl	2.4×10^{-2}
27	weed	2.4×10^{-2}
28	biomass	2.4×10^{-2}
29	grain	2.3×10^{-2}
30	rice	2.2×10^{-2}
31	germplasm	2.2×10^{-2}
32	flower	2.2×10^{-2}
33	greenhous	2.2×10^{-2}
34	growth	2×10^{-2}
35	genet	1.9×10^{-2}
36	shoot	1.9×10^{-2}
37	patient	1.9×10^{-2}
38	field	1.8×10^{-2}
39	qtl	1.8×10^{-2}
40	veget	1.8×10^{-2}
41	grow	1.8×10^{-2}
42	nutrient	1.8×10^{-2}
43	speci	1.8×10^{-2}
44	triticum	1.7×10^{-2}
45	leav	1.7×10^{-2}
46	water	1.7×10^{-2}
47	inocul	1.5×10^{-2}
48	paper	1.5×10^{-2}
49	nitrogen	1.5×10^{-2}
50	orchard	1.5×10^{-2}

No.	Word	RIG
51	aestivum	1.4×10^{-2}
52	highest	1.4×10^{-2}
53	winter	1.4×10^{-2}
54	plot	1.4×10^{-2}
55	total	1.4×10^{-2}
56	zea	1.4×10^{-2}
57	farmer	1.4×10^{-2}
58	pest	1.4×10^{-2}
59	potato	1.3×10^{-2}
60	herbicide	1.3×10^{-2}
61	tree	1.3×10^{-2}
62	germin	1.3×10^{-2}
63	drought	1.3×10^{-2}
64	farm	1.3×10^{-2}
65	propos	1.3×10^{-2}
66	sativa	1.3×10^{-2}
67	inbr	1.3×10^{-2}
68	postharvest	1.3×10^{-2}
69	loci	1.2×10^{-2}
70	blight	1.2×10^{-2}
71	ssr	1.2×10^{-2}
72	marker	1.2×10^{-2}
73	qtls	1.2×10^{-2}
74	soybean	1.1×10^{-2}
75	grass	1.1×10^{-2}
76	canopi	1.1×10^{-2}
77	strawberri	1.1×10^{-2}
78	conduct	1.1×10^{-2}
79	resist	1×10^{-2}
80	clinic	1×10^{-2}
81	climat	1×10^{-2}
82	matur	1×10^{-2}
83	tillag	1×10^{-2}
84	differ	9.9×10^{-3}
85	manag	9.9×10^{-3}
86	three	9.7×10^{-3}
87	four	9.7×10^{-3}
88	manur	9.6×10^{-3}
89	grower	9.6×10^{-3}
90	qualiti	9.5×10^{-3}
91	tomato	9.4×10^{-3}
92	barley	9.4×10^{-3}
93	chromosom	9.2×10^{-3}
94	method	9.1×10^{-3}
95	popul	9×10^{-3}
96	treatment	8.9×10^{-3}
97	spring	8.9×10^{-3}
98	suscept	8.8×10^{-3}
99	fresh	8.7×10^{-3}
100	progeni	8.7×10^{-3}

TABLE E.7. Allergy

No.	Word	RIG
1	asthma	2.6×10^{-1}
2	allerg	2.2×10^{-1}
3	allergi	1.7×10^{-1}
4	allergen	1.4×10^{-1}
5	conclus	1.3×10^{-1}
6	background	1.3×10^{-1}
7	ige	1.3×10^{-1}
8	patient	8×10^{-2}
9	atop	8×10^{-2}
10	rhiniti	7.3×10^{-2}
11	object	7.2×10^{-2}
12	asthmat	6.8×10^{-2}
13	method	6.4×10^{-2}
14	airway	5.8×10^{-2}
15	children	5.7×10^{-2}
16	symptom	5.1×10^{-2}
17	dermat	5×10^{-2}
18	prick	4.9×10^{-2}
19	clinic	4.9×10^{-2}
20	eosinophil	4.8×10^{-2}
21	skin	4.8×10^{-2}
22	diseas	4.2×10^{-2}
23	inhal	4.1×10^{-2}
24	atopi	3.6×10^{-2}
25	anaphylaxi	3.6×10^{-2}
26	eczema	3.3×10^{-2}
27	corticosteroid	3.1×10^{-2}
28	inflamm	3.1×10^{-2}
29	result	3.1×10^{-2}
30	immunotherapi	3×10^{-2}
31	exacerb	2.9×10^{-2}
32	urticaria	2.8×10^{-2}
33	age	2.6×10^{-2}
34	wheez	2.6×10^{-2}
35	associ	2.6×10^{-2}
36	serum	2.4×10^{-2}
37	cytokin	2.4×10^{-2}
38	immun	2.3×10^{-2}
39	fev1	2.3×10^{-2}
40	pollen	2.2×10^{-2}
41	paper	2.2×10^{-2}
42	bronchial	2.2×10^{-2}
43	chronic	2.1×10^{-2}
44	questionnair	2.1×10^{-2}
45	respiratori	2.1×10^{-2}
46	sought	2.1×10^{-2}
47	year	2.1×10^{-2}
48	childhood	2.1×10^{-2}
49	mast	2×10^{-2}
50	mite	2×10^{-2}

No.	Word	RIG
51	lung	2×10^{-2}
52	hyperrespons	2×10^{-2}
53	nasal	1.9×10^{-2}
54	th2	1.9×10^{-2}
55	immunolog	1.9×10^{-2}
56	food	1.9×10^{-2}
57	sever	1.9×10^{-2}
58	eosinophilia	1.8×10^{-2}
59	diagnosi	1.8×10^{-2}
60	medic	1.7×10^{-2}
61	angioedema	1.7×10^{-2}
62	sensit	1.7×10^{-2}
63	assess	1.6×10^{-2}
64	control	1.6×10^{-2}
65	signific	1.6×10^{-2}
66	treatment	1.6×10^{-2}
67	subject	1.6×10^{-2}
68	hypersensit	1.6×10^{-2}
69	basophil	1.6×10^{-2}
70	histori	1.5×10^{-2}
71	preval	1.5×10^{-2}
72	aeroallergen	1.5×10^{-2}
73	methacholin	1.5×10^{-2}
74	ovalbumin	1.5×10^{-2}
75	antibodi	1.5×10^{-2}
76	spt	1.5×10^{-2}
77	nonatop	1.5×10^{-2}
78	rhinoconjunct	1.5×10^{-2}
79	inflammatori	1.5×10^{-2}
80	risk	1.4×10^{-2}
81	placebo	1.4×10^{-2}
82	diagnos	1.4×10^{-2}
83	healthi	1.4×10^{-2}
84	exhal	1.3×10^{-2}
85	exposur	1.3×10^{-2}
86	test	1.3×10^{-2}
87	reaction	1.3×10^{-2}
88	adult	1.3×10^{-2}
89	peanut	1.3×10^{-2}
90	allergist	1.3×10^{-2}
91	nonallerg	1.2×10^{-2}
92	life	1.2×10^{-2}
93	level	1.2×10^{-2}
94	mastocytosi	1.2×10^{-2}
95	dust	1.2×10^{-2}
96	score	1.2×10^{-2}
97	respons	1.2×10^{-2}
98	specif	1.2×10^{-2}
99	induc	1.2×10^{-2}
100	simul	1.2×10^{-2}

TABLE E.8. Anatomy and Morphology

No.	Word	RIG
1	anatom	5.8×10^{-2}
2	anatomi	4.8×10^{-2}
3	morpholog	4×10^{-2}
4	cadav	3.8×10^{-2}
5	dissect	3.2×10^{-2}
6	posterior	2.6×10^{-2}
7	neuron	2.5×10^{-2}
8	anterior	2.5×10^{-2}
9	dorsal	2.4×10^{-2}
10	ventral	2.3×10^{-2}
11	medial	2.3×10^{-2}
12	stain	2.3×10^{-2}
13	muscl	2.3×10^{-2}
14	nerv	2.3×10^{-2}
15	tissu	2.2×10^{-2}
16	paper	2.2×10^{-2}
17	cell	2.1×10^{-2}
18	histolog	2.1×10^{-2}
19	adult	1.8×10^{-2}
20	morphometr	1.7×10^{-2}
21	bone	1.7×10^{-2}
22	cranial	1.7×10^{-2}
23	left	1.7×10^{-2}
24	caudal	1.7×10^{-2}
25	later	1.7×10^{-2}
26	immunohistochem	1.6×10^{-2}
27	vertebr	1.5×10^{-2}
28	specimen	1.4×10^{-2}
29	cortex	1.3×10^{-2}
30	male	1.3×10^{-2}
31	innerv	1.3×10^{-2}
32	express	1.3×10^{-2}
33	development	1.3×10^{-2}
34	epithelium	1.2×10^{-2}
35	right	1.2×10^{-2}
36	ultrastructur	1.2×10^{-2}
37	studi	1.2×10^{-2}
38	skull	1.2×10^{-2}
39	branch	1.2×10^{-2}
40	pattern	1.2×10^{-2}
41	brain	1.1×10^{-2}
42	distal	1.1×10^{-2}
43	inferior	1.1×10^{-2}
44	canal	1.1×10^{-2}
45	foramen	1.1×10^{-2}
46	boni	1×10^{-2}
47	immunoreact	1×10^{-2}
48	mammal	1×10^{-2}
49	arteri	1×10^{-2}
50	region	9.9×10^{-3}

No.	Word	RIG
51	rat	9.9×10^{-3}
52	microscopi	9.9×10^{-3}
53	section	9.8×10^{-3}
54	anatomist	9.6×10^{-3}
55	bilater	9.6×10^{-3}
56	cartilag	9.3×10^{-3}
57	trunk	9.2×10^{-3}
58	fossa	8.7×10^{-3}
59	human	8.7×10^{-3}
60	superfici	8.6×10^{-3}
61	plexus	8.6×10^{-3}
62	cadaver	8.5×10^{-3}
63	axon	8.5×10^{-3}
64	embryon	8.5×10^{-3}
65	cortic	8.4×10^{-3}
66	ligament	8.4×10^{-3}
67	rostral	8.2×10^{-3}
68	limb	7.9×10^{-3}
69	femal	7.9×10^{-3}
70	gland	7.8×10^{-3}
71	observ	7.8×10^{-3}
72	nucleus	7.7×10^{-3}
73	anim	7.7×10^{-3}
74	bodi	7.6×10^{-3}
75	basal	7.5×10^{-3}
76	embryo	7.5×10^{-3}
77	landmark	7.5×10^{-3}
78	olfactori	7.4×10^{-3}
79	temperatur	7.4×10^{-3}
80	mandibular	7.4×10^{-3}
81	postnat	7.3×10^{-3}
82	head	7.3×10^{-3}
83	simul	7.2×10^{-3}
84	immunohistochemistri	7.2×10^{-3}
85	shape	7.2×10^{-3}
86	apic	7×10^{-3}
87	dure	6.9×10^{-3}
88	cytoplasm	6.8×10^{-3}
89	propos	6.8×10^{-3}
90	vessel	6.5×10^{-3}
91	appear	6.5×10^{-3}
92	sensori	6.5×10^{-3}
93	scan	6.5×10^{-3}
94	proxim	6.4×10^{-3}
95	tomographi	6.4×10^{-3}
96	ossif	6.4×10^{-3}
97	effect	6.3×10^{-3}
98	function	6.3×10^{-3}
99	energi	6.3×10^{-3}
100	design	6.3×10^{-3}

TABLE E.9. Andrology

No.	Word	RIG
1	sperm	2.2×10^{-1}
2	infertil	1.2×10^{-1}
3	testicular	1.2×10^{-1}
4	semen	1.1×10^{-1}
5	spermatozoa	1.1×10^{-1}
6	male	9.9×10^{-2}
7	testi	9.7×10^{-2}
8	motil	8×10^{-2}
9	testosteron	7.9×10^{-2}
10	men	7.6×10^{-2}
11	spermatogenesi	6.2×10^{-2}
12	fertil	6×10^{-2}
13	ejacul	5.4×10^{-2}
14	erectil	4.9×10^{-2}
15	semin	4.7×10^{-2}
16	seminifer	4.3×10^{-2}
17	hormon	4.1×10^{-2}
18	reproduct	3.9×10^{-2}
19	group	3.7×10^{-2}
20	acrosom	3.6×10^{-2}
21	epididym	3.5×10^{-2}
22	signific	3.4×10^{-2}
23	androgen	3.2×10^{-2}
24	rat	3.1×10^{-2}
25	azoospermia	3×10^{-2}
26	epididymi	2.9×10^{-2}
27	prostat	2.9×10^{-2}
28	tubul	2.8×10^{-2}
29	varicocele	2.7×10^{-2}
30	sertoli	2.5×10^{-2}
31	studi	2.5×10^{-2}
32	dysfunct	2.4×10^{-2}
33	patient	2.3×10^{-2}
34	penil	2.3×10^{-2}
35	paper	2.3×10^{-2}
36	germ	2.2×10^{-2}
37	pregnanc	2.2×10^{-2}
38	spermatogen	2×10^{-2}
39	intracytoplasm	1.9×10^{-2}
40	normal	1.9×10^{-2}
41	divid	1.9×10^{-2}
42	level	1.9×10^{-2}
43	iief	1.8×10^{-2}
44	asthenozoosperm	1.7×10^{-2}
45	decreas	1.7×10^{-2}
46	normozoosperm	1.7×10^{-2}
47	cauda	1.6×10^{-2}
48	leydig	1.6×10^{-2}
49	serum	1.6×10^{-2}
50	icsi	1.6×10^{-2}

No.	Word	RIG
51	antioxid	1.6×10^{-2}
52	treatment	1.6×10^{-2}
53	follicl	1.5×10^{-2}
54	count	1.5×10^{-2}
55	fsh	1.5×10^{-2}
56	cell	1.5×10^{-2}
57	treat	1.5×10^{-2}
58	dna	1.5×10^{-2}
59	abnorm	1.4×10^{-2}
60	sexual	1.4×10^{-2}
61	total	1.4×10^{-2}
62	chromatin	1.3×10^{-2}
63	spermatogonia	1.3×10^{-2}
64	ivf	1.3×10^{-2}
65	spermat	1.3×10^{-2}
66	epithelium	1.3×10^{-2}
67	aim	1.3×10^{-2}
68	damag	1.3×10^{-2}
69	cryopreserv	1.2×10^{-2}
70	peni	1.2×10^{-2}
71	evalu	1.2×10^{-2}
72	spermatid	1.2×10^{-2}
73	associ	1.2×10^{-2}
74	asthenozoospermia	1.2×10^{-2}
75	inject	1.2×10^{-2}
76	klinefelt	1.2×10^{-2}
77	malondialdehyd	1.1×10^{-2}
78	hypogonad	1.1×10^{-2}
79	ejaculatori	1.1×10^{-2}
80	varicocelectomi	1.1×10^{-2}
81	control	1.1×10^{-2}
82	androlog	1.1×10^{-2}
83	protamin	1×10^{-2}
84	wistar	1×10^{-2}
85	scrotal	1×10^{-2}
86	caput	1×10^{-2}
87	cavernosum	1×10^{-2}
88	glutathion	1×10^{-2}
89	superoxid	9.8×10^{-3}
90	assay	9.8×10^{-3}
91	express	9.7×10^{-3}
92	oestradiol	9.7×10^{-3}
93	fragment	9.6×10^{-3}
94	albuginea	9.6×10^{-3}
95	simul	9.5×10^{-3}
96	stimul	9.5×10^{-3}
97	ielt	9.5×10^{-3}
98	lutein	9.5×10^{-3}
99	method	9.5×10^{-3}
100	peroxid	9.5×10^{-3}

TABLE E.10. Anesthesiology

No.	Word	RIG
1	pain	1.4×10^{-1}
2	patient	1.2×10^{-1}
3	anesthesia	9.7×10^{-2}
4	conclus	9×10^{-2}
5	surgeri	8.4×10^{-2}
6	background	8×10^{-2}
7	anesthet	6×10^{-2}
8	postop	5.6×10^{-2}
9	analgesia	5.2×10^{-2}
10	undergo	5.1×10^{-2}
11	analges	4.2×10^{-2}
12	anaesthesia	4×10^{-2}
13	opioid	3.8×10^{-2}
14	random	3.3×10^{-2}
15	anesthesiologist	3.2×10^{-2}
16	receiv	3.2×10^{-2}
17	prospect	3.2×10^{-2}
18	epidur	3.1×10^{-2}
19	ventil	3.1×10^{-2}
20	hospit	3×10^{-2}
21	spinal	3×10^{-2}
22	care	2.9×10^{-2}
23	periop	2.9×10^{-2}
24	score	2.8×10^{-2}
25	nerv	2.8×10^{-2}
26	outcom	2.7×10^{-2}
27	propofol	2.6×10^{-2}
28	chronic	2.6×10^{-2}
29	clinic	2.6×10^{-2}
30	neuropath	2.6×10^{-2}
31	sevofluran	2.6×10^{-2}
32	elect	2.6×10^{-2}
33	group	2.5×10^{-2}
34	method	2.5×10^{-2}
35	cardiac	2.4×10^{-2}
36	infus	2.4×10^{-2}
37	anaesthet	2.4×10^{-2}
38	object	2.4×10^{-2}
39	intub	2.4×10^{-2}
40	paper	2.4×10^{-2}
41	intraop	2.3×10^{-2}
42	assess	2.3×10^{-2}
43	signific	2.2×10^{-2}
44	arteri	2.2×10^{-2}
45	blind	2.2×10^{-2}
46	result	2.1×10^{-2}
47	preoper	2.1×10^{-2}
48	administr	2.1×10^{-2}
49	surgic	2×10^{-2}
50	sedat	2×10^{-2}

No.	Word	RIG
51	asa	2×10^{-2}
52	befor	2×10^{-2}
53	intervent	1.9×10^{-2}
54	dure	1.9×10^{-2}
55	nocicept	1.9×10^{-2}
56	airway	1.9×10^{-2}
57	morphin	1.8×10^{-2}
58	confid	1.8×10^{-2}
59	interv	1.8×10^{-2}
60	hour	1.8×10^{-2}
61	trial	1.7×10^{-2}
62	intraven	1.7×10^{-2}
63	incid	1.7×10^{-2}
64	median	1.7×10^{-2}
65	blood	1.7×10^{-2}
66	dose	1.7×10^{-2}
67	complic	1.7×10^{-2}
68	medic	1.7×10^{-2}
69	remifentanil	1.6×10^{-2}
70	minut	1.6×10^{-2}
71	hyperalgesia	1.6×10^{-2}
72	injuri	1.6×10^{-2}
73	studi	1.6×10^{-2}
74	min	1.6×10^{-2}
75	record	1.6×10^{-2}
76	ropivacain	1.5×10^{-2}
77	administ	1.5×10^{-2}
78	day	1.5×10^{-2}
79	tracheal	1.4×10^{-2}
80	sensori	1.4×10^{-2}
81	associ	1.4×10^{-2}
82	cardiopulmonari	1.4×10^{-2}
83	placebo	1.4×10^{-2}
84	anaesthetist	1.4×10^{-2}
85	baselin	1.4×10^{-2}
86	compar	1.3×10^{-2}
87	cathet	1.3×10^{-2}
88	anesthesiolog	1.3×10^{-2}
89	intrathec	1.3×10^{-2}
90	acut	1.3×10^{-2}
91	intens	1.3×10^{-2}
92	inject	1.3×10^{-2}
93	hemodynam	1.3×10^{-2}
94	measur	1.3×10^{-2}
95	block	1.3×10^{-2}
96	fentanyl	1.2×10^{-2}
97	relief	1.2×10^{-2}
98	bupivacain	1.2×10^{-2}
99	durat	1.2×10^{-2}
100	procedur	1.2×10^{-2}

TABLE E.11. Anthropology

No.	Word	RIG
1	archaeolog	8.7×10^{-2}
2	anthropolog	4.7×10^{-2}
3	ethnograph	4.5×10^{-2}
4	social	4.3×10^{-2}
5	polit	3.1×10^{-2}
6	cultur	3.1×10^{-2}
7	argu	2.7×10^{-2}
8	articl	2.4×10^{-2}
9	peopl	2.3×10^{-2}
10	centuri	2.1×10^{-2}
11	histor	2.1×10^{-2}
12	neolith	2×10^{-2}
13	site	2×10^{-2}
14	excav	1.9×10^{-2}
15	societi	1.9×10^{-2}
16	fieldwork	1.8×10^{-2}
17	prehistor	1.8×10^{-2}
18	indigen	1.8×10^{-2}
19	assemblag	1.7×10^{-2}
20	anthropologist	1.7×10^{-2}
21	context	1.6×10^{-2}
22	modern	1.6×10^{-2}
23	communiti	1.6×10^{-2}
24	subsist	1.6×10^{-2}
25	hominin	1.5×10^{-2}
26	settlement	1.5×10^{-2}
27	ritual	1.4×10^{-2}
28	contemporari	1.4×10^{-2}
29	hunter	1.4×10^{-2}
30	draw	1.4×10^{-2}
31	date	1.3×10^{-2}
32	human	1.3×10^{-2}
33	cell	1.3×10^{-2}
34	lithic	1.3×10^{-2}
35	histori	1.3×10^{-2}
36	explor	1.3×10^{-2}
37	ancient	1.2×10^{-2}
38	discours	1.2×10^{-2}
39	south	1.2×10^{-2}
40	africa	1.2×10^{-2}
41	late	1.2×10^{-2}
42	african	1.1×10^{-2}
43	practic	1.1×10^{-2}
44	bronz	1.1×10^{-2}
45	way	1.1×10^{-2}
46	perform	1.1×10^{-2}
47	ethnographi	1.1×10^{-2}
48	patient	1×10^{-2}
49	burial	1×10^{-2}
50	archaeologist	1×10^{-2}

No.	Word	RIG
51	landscap	1×10^{-2}
52	radiocarbon	9.8×10^{-3}
53	stone	9.8×10^{-3}
54	live	9.7×10^{-3}
55	chronolog	9.6×10^{-3}
56	individu	9.5×10^{-3}
57	world	9.1×10^{-3}
58	earli	9.1×10^{-3}
59	debat	9×10^{-3}
60	effect	9×10^{-3}
61	interpret	9×10^{-3}
62	pleistocen	9×10^{-3}
63	understand	8.7×10^{-3}
64	middl	8.7×10^{-3}
65	moral	8.6×10^{-3}
66	simul	8.5×10^{-3}
67	econom	8.4×10^{-3}
68	christian	8.4×10^{-3}
69	examin	8.4×10^{-3}
70	popul	8.3×10^{-3}
71	cal	8.3×10^{-3}
72	research	8.2×10^{-3}
73	zoarchaeolog	8.2×10^{-3}
74	potteri	8.2×10^{-3}
75	narrat	8.1×10^{-3}
76	northern	8.1×10^{-3}
77	religi	8×10^{-3}
78	holocen	8×10^{-3}
79	scholar	7.9×10^{-3}
80	roman	7.8×10^{-3}
81	engag	7.8×10^{-3}
82	ideolog	7.8×10^{-3}
83	evid	7.5×10^{-3}
84	southern	7.4×10^{-3}
85	effici	7.4×10^{-3}
86	question	7.3×10^{-3}
87	villag	7.3×10^{-3}
88	central	7.3×10^{-3}
89	temperatur	7.2×10^{-3}
90	artefact	7.1×10^{-3}
91	gather	7.1×10^{-3}
92	algorithm	7×10^{-3}
93	hunt	7×10^{-3}
94	past	7×10^{-3}
95	faunal	6.9×10^{-3}
96	north	6.9×10^{-3}
97	primat	6.9×10^{-3}
98	focus	6.8×10^{-3}
99	bone	6.8×10^{-3}
100	document	6.8×10^{-3}

TABLE E.12. Archaeology

No.	Word	RIG
1	archaeolog	2.9×10^{-1}
2	excav	8.9×10^{-2}
3	site	7.6×10^{-2}
4	centuri	7.2×10^{-2}
5	neolith	5.1×10^{-2}
6	archaeologist	4.9×10^{-2}
7	date	4.9×10^{-2}
8	bronz	4.8×10^{-2}
9	ancient	4.6×10^{-2}
10	prehistor	4.2×10^{-2}
11	roman	4.1×10^{-2}
12	settlement	4.1×10^{-2}
13	assemblag	3.7×10^{-2}
14	late	3.7×10^{-2}
15	potteri	3.6×10^{-2}
16	monument	3.3×10^{-2}
17	cultur	3.2×10^{-2}
18	stone	3.1×10^{-2}
19	histor	2.9×10^{-2}
20	chronolog	2.7×10^{-2}
21	burial	2.6×10^{-2}
22	earli	2.6×10^{-2}
23	artefact	2.6×10^{-2}
24	landscap	2.4×10^{-2}
25	lithic	2.4×10^{-2}
26	millennium	2.3×10^{-2}
27	ritual	2.3×10^{-2}
28	heritag	2.2×10^{-2}
29	radiocarbon	2.2×10^{-2}
30	subsist	2×10^{-2}
31	period	1.9×10^{-2}
32	southern	1.9×10^{-2}
33	interpret	1.9×10^{-2}
34	evid	1.8×10^{-2}
35	cal	1.8×10^{-2}
36	tomb	1.8×10^{-2}
37	effect	1.8×10^{-2}
38	context	1.7×10^{-2}
39	remain	1.6×10^{-2}
40	mediev	1.6×10^{-2}
41	artifact	1.6×10^{-2}
42	middl	1.6×10^{-2}
43	occup	1.6×10^{-2}
44	patient	1.5×10^{-2}
45	hunter	1.5×10^{-2}
46	northern	1.5×10^{-2}
47	zoarchaeolog	1.5×10^{-2}
48	social	1.5×10^{-2}
49	cemeteri	1.4×10^{-2}
50	north	1.4×10^{-2}

No.	Word	RIG
51	holocen	1.4×10^{-2}
52	funerari	1.4×10^{-2}
53	cell	1.4×10^{-2}
54	region	1.3×10^{-2}
55	museum	1.3×10^{-2}
56	antiqu	1.3×10^{-2}
57	faunal	1.3×10^{-2}
58	south	1.3×10^{-2}
59	eastern	1.3×10^{-2}
60	cave	1.3×10^{-2}
61	paint	1.3×10^{-2}
62	materi	1.2×10^{-2}
63	past	1.2×10^{-2}
64	argu	1.2×10^{-2}
65	domest	1.2×10^{-2}
66	ceram	1.2×10^{-2}
67	midden	1.2×10^{-2}
68	grave	1.2×10^{-2}
69	valley	1.2×10^{-2}
70	societi	1.2×10^{-2}
71	modern	1.1×10^{-2}
72	articl	1.1×10^{-2}
73	perform	1.1×10^{-2}
74	chalcolith	1.1×10^{-2}
75	obsidian	1.1×10^{-2}
76	document	1.1×10^{-2}
77	preserv	1.1×10^{-2}
78	inscript	1.1×10^{-2}
79	palaeolith	1.1×10^{-2}
80	mortuari	1.1×10^{-2}
81	mesolith	1×10^{-2}
82	place	1×10^{-2}
83	polit	1×10^{-2}
84	iron	1×10^{-2}
85	town	1×10^{-2}
86	decor	1×10^{-2}
87	record	1×10^{-2}
88	conclus	9.8×10^{-3}
89	taphonom	9.8×10^{-3}
90	prehistori	9.7×10^{-3}
91	east	9.7×10^{-3}
92	europ	9.7×10^{-3}
93	reduc	9.7×10^{-3}
94	isotop	9.6×10^{-3}
95	histori	9.5×10^{-3}
96	templ	9.5×10^{-3}
97	citi	9.5×10^{-3}
98	earliest	9.4×10^{-3}
99	bone	9.4×10^{-3}
100	central	9.4×10^{-3}

TABLE E.13. Architecture

No.	Word	RIG
1	architectur	1.3×10^{-1}
2	build	9.6×10^{-2}
3	architect	6.5×10^{-2}
4	heritag	6.2×10^{-2}
5	urban	4.8×10^{-2}
6	vernacular	4.5×10^{-2}
7	hous	4.4×10^{-2}
8	centuri	4.2×10^{-2}
9	design	3.9×10^{-2}
10	histor	3.8×10^{-2}
11	citi	3.7×10^{-2}
12	project	3.5×10^{-2}
13	construct	3.4×10^{-2}
14	built	2.3×10^{-2}
15	plan	2.3×10^{-2}
16	landscap	2.1×10^{-2}
17	cultur	2.1×10^{-2}
18	research	1.9×10^{-2}
19	monument	1.9×10^{-2}
20	paper	1.8×10^{-2}
21	space	1.8×10^{-2}
22	town	1.7×10^{-2}
23	contemporari	1.7×10^{-2}
24	result	1.6×10^{-2}
25	masonri	1.5×10^{-2}
26	territori	1.4×10^{-2}
27	patient	1.4×10^{-2}
28	facad	1.4×10^{-2}
29	ancient	1.3×10^{-2}
30	modern	1.3×10^{-2}
31	aesthet	1.3×10^{-2}
32	settlement	1.3×10^{-2}
33	cell	1.2×10^{-2}
34	tradit	1.2×10^{-2}
35	typolog	1.2×10^{-2}
36	sustain	1.1×10^{-2}
37	twentieth	1×10^{-2}
38	conserv	9.7×10^{-3}
39	earthen	9.6×10^{-3}
40	digit	9.6×10^{-3}
41	preserv	9.5×10^{-3}
42	conclus	9.4×10^{-3}
43	show	9.3×10^{-3}
44	residenti	9.2×10^{-3}
45	villag	9.1×10^{-3}
46	environ	9×10^{-3}
47	today	8.9×10^{-3}
48	clinic	8.8×10^{-3}
49	artist	8.7×10^{-3}
50	materi	8.7×10^{-3}

No.	Word	RIG
51	rate	8.6×10^{-3}
52	timber	8.6×10^{-3}
53	explor	8.6×10^{-3}
54	church	8.5×10^{-3}
55	studio	8.3×10^{-3}
56	protein	8.3×10^{-3}
57	context	8.2×10^{-3}
58	place	8.2×10^{-3}
59	draw	8.2×10^{-3}
60	pompeii	8.2×10^{-3}
61	focus	8×10^{-3}
62	develop	8×10^{-3}
63	roof	7.9×10^{-3}
64	rural	7.9×10^{-3}
65	bim	7.8×10^{-3}
66	practic	7.7×10^{-3}
67	creat	7.6×10^{-3}
68	treatment	7.6×10^{-3}
69	palac	7.6×10^{-3}
70	pavilion	7.5×10^{-3}
71	archaeolog	7.3×10^{-3}
72	corbusi	7.3×10^{-3}
73	renov	7.3×10^{-3}
74	world	7.3×10^{-3}
75	stone	7.3×10^{-3}
76	effect	7×10^{-3}
77	restor	7×10^{-3}
78	diseas	7×10^{-3}
79	tool	7×10^{-3}
80	environment	7×10^{-3}
81	floor	7×10^{-3}
82	sampl	6.9×10^{-3}
83	histori	6.9×10^{-3}
84	detect	6.8×10^{-3}
85	decreas	6.7×10^{-3}
86	idea	6.7×10^{-3}
87	new	6.7×10^{-3}
88	nineteenth	6.6×10^{-3}
89	technolog	6.6×10^{-3}
90	induc	6.6×10^{-3}
91	creation	6.6×10^{-3}
92	acid	6.6×10^{-3}
93	higher	6.5×10^{-3}
94	survey	6.5×10^{-3}
95	dwel	6.4×10^{-3}
96	way	6.3×10^{-3}
97	social	6.3×10^{-3}
98	obtain	6.3×10^{-3}
99	high	6.1×10^{-3}
100	gene	6.1×10^{-3}

TABLE E.14. Area Studies

No.	Word	RIG
1	polit	1.5×10^{-1}
2	articl	1.1×10^{-1}
3	argu	6.5×10^{-2}
4	govern	5.1×10^{-2}
5	polici	4.4×10^{-2}
6	result	3.7×10^{-2}
7	social	3.7×10^{-2}
8	nation	3.5×10^{-2}
9	econom	3.3×10^{-2}
10	china	3.2×10^{-2}
11	democrat	3.1×10^{-2}
12	parti	2.9×10^{-2}
13	method	2.9×10^{-2}
14	war	2.8×10^{-2}
15	societi	2.7×10^{-2}
16	countri	2.7×10^{-2}
17	democraci	2.7×10^{-2}
18	reform	2.5×10^{-2}
19	discours	2.5×10^{-2}
20	use	2.4×10^{-2}
21	africa	2.3×10^{-2}
22	institut	2.2×10^{-2}
23	state	2.1×10^{-2}
24	centuri	2.1×10^{-2}
25	foreign	2×10^{-2}
26	debat	2×10^{-2}
27	civil	2×10^{-2}
28	elit	2×10^{-2}
29	contemporari	1.9×10^{-2}
30	draw	1.9×10^{-2}
31	actor	1.9×10^{-2}
32	chines	1.9×10^{-2}
33	communist	1.8×10^{-2}
34	histor	1.8×10^{-2}
35	public	1.8×10^{-2}
36	struggl	1.8×10^{-2}
37	ideolog	1.7×10^{-2}
38	conflict	1.7×10^{-2}
39	offici	1.7×10^{-2}
40	scholar	1.7×10^{-2}
41	presid	1.6×10^{-2}
42	economi	1.6×10^{-2}
43	leader	1.6×10^{-2}
44	liber	1.6×10^{-2}
45	african	1.6×10^{-2}
46	narrat	1.5×10^{-2}
47	cultur	1.5×10^{-2}
48	perform	1.5×10^{-2}
49	cell	1.5×10^{-2}
50	nationalist	1.5×10^{-2}

No.	Word	RIG
51	elect	1.5×10^{-2}
52	peopl	1.5×10^{-2}
53	patient	1.4×10^{-2}
54	militari	1.4×10^{-2}
55	south	1.4×10^{-2}
56	protest	1.4×10^{-2}
57	religi	1.4×10^{-2}
58	union	1.4×10^{-2}
59	soviet	1.4×10^{-2}
60	islam	1.3×10^{-2}
61	histori	1.3×10^{-2}
62	peac	1.3×10^{-2}
63	engag	1.3×10^{-2}
64	simul	1.3×10^{-2}
65	asia	1.3×10^{-2}
66	question	1.3×10^{-2}
67	world	1.3×10^{-2}
68	transnat	1.3×10^{-2}
69	authoritarian	1.3×10^{-2}
70	context	1.2×10^{-2}
71	seek	1.2×10^{-2}
72	arab	1.2×10^{-2}
73	crisi	1.2×10^{-2}
74	intern	1.2×10^{-2}
75	citizen	1.2×10^{-2}
76	contest	1.2×10^{-2}
77	focus	1.2×10^{-2}
78	author	1.2×10^{-2}
79	obtain	1.2×10^{-2}
80	violenc	1.2×10^{-2}
81	domest	1.2×10^{-2}
82	temperatur	1.2×10^{-2}
83	examin	1.1×10^{-2}
84	attempt	1.1×10^{-2}
85	russia	1.1×10^{-2}
86	high	1.1×10^{-2}
87	elector	1.1×10^{-2}
88	twentieth	1.1×10^{-2}
89	russian	1.1×10^{-2}
90	measur	1.1×10^{-2}
91	conclus	1.1×10^{-2}
92	secur	1.1×10^{-2}
93	turkish	1.1×10^{-2}
94	migrant	1.1×10^{-2}
95	way	1.1×10^{-2}
96	issu	1×10^{-2}
97	studi	1×10^{-2}
98	ident	1×10^{-2}
99	rural	1×10^{-2}
100	ethnic	1×10^{-2}

TABLE E.15. Art

No.	Word	RIG
1	artist	1.2×10^{-1}
2	art	1.1×10^{-1}
3	centuri	6.1×10^{-2}
4	paint	6×10^{-2}
5	articl	5.4×10^{-2}
6	aesthet	4.4×10^{-2}
7	artwork	4.3×10^{-2}
8	cultur	3.4×10^{-2}
9	histor	3.2×10^{-2}
10	argu	3×10^{-2}
11	museum	2.7×10^{-2}
12	essay	2.6×10^{-2}
13	contemporari	2.6×10^{-2}
14	photograph	2.4×10^{-2}
15	creativ	2.4×10^{-2}
16	result	2.4×10^{-2}
17	work	2.2×10^{-2}
18	heritag	2.1×10^{-2}
19	visual	1.9×10^{-2}
20	monument	1.8×10^{-2}
21	painter	1.8×10^{-2}
22	author	1.7×10^{-2}
23	photographi	1.6×10^{-2}
24	histori	1.6×10^{-2}
25	pictori	1.6×10^{-2}
26	philosoph	1.6×10^{-2}
27	draw	1.6×10^{-2}
28	way	1.5×10^{-2}
29	polit	1.5×10^{-2}
30	patient	1.4×10^{-2}
31	nineteenth	1.4×10^{-2}
32	church	1.4×10^{-2}
33	practic	1.4×10^{-2}
34	engag	1.3×10^{-2}
35	concept	1.3×10^{-2}
36	modern	1.3×10^{-2}
37	cell	1.2×10^{-2}
38	decor	1.2×10^{-2}
39	increas	1.2×10^{-2}
40	project	1.2×10^{-2}
41	depict	1.2×10^{-2}
42	explor	1.2×10^{-2}
43	high	1.1×10^{-2}
44	method	1.1×10^{-2}
45	twentieth	1.1×10^{-2}
46	narrat	1.1×10^{-2}
47	social	1.1×10^{-2}
48	effect	1×10^{-2}
49	conclus	1×10^{-2}
50	music	1×10^{-2}

No.	Word	RIG
51	compar	1×10^{-2}
52	creat	1×10^{-2}
53	interpret	9.4×10^{-3}
54	question	9.4×10^{-3}
55	control	9.3×10^{-3}
56	rate	9.3×10^{-3}
57	decreas	8.8×10^{-3}
58	embodi	8.5×10^{-3}
59	modernist	8.4×10^{-3}
60	imag	8.4×10^{-3}
61	gard	8.4×10^{-3}
62	idea	8.4×10^{-3}
63	reduc	8.4×10^{-3}
64	context	8.3×10^{-3}
65	avant	8.3×10^{-3}
66	viewer	8.3×10^{-3}
67	simul	8.2×10^{-3}
68	world	8×10^{-3}
69	audienc	7.9×10^{-3}
70	genr	7.9×10^{-3}
71	artefact	7.9×10^{-3}
72	sixteenth	7.8×10^{-3}
73	craft	7.8×10^{-3}
74	creation	7.8×10^{-3}
75	show	7.8×10^{-3}
76	system	7.8×10^{-3}
77	focus	7.6×10^{-3}
78	argument	7.6×10^{-3}
79	design	7.4×10^{-3}
80	ancient	7.4×10^{-3}
81	figur	7.2×10^{-3}
82	imagin	7.2×10^{-3}
83	clinic	7.2×10^{-3}
84	think	7.2×10^{-3}
85	measur	7.1×10^{-3}
86	claim	7.1×10^{-3}
87	beauti	6.9×10^{-3}
88	protein	6.9×10^{-3}
89	higher	6.9×10^{-3}
90	low	6.9×10^{-3}
91	michelangelo	6.8×10^{-3}
92	mediev	6.7×10^{-3}
93	christ	6.7×10^{-3}
94	notion	6.6×10^{-3}
95	improv	6.6×10^{-3}
96	induc	6.6×10^{-3}
97	ratio	6.5×10^{-3}
98	style	6.5×10^{-3}
99	roman	6.5×10^{-3}
100	diseas	6.3×10^{-3}

TABLE E.16. Asian Studies

No.	Word	RIG
1	articl	9.8×10^{-2}
2	argu	6.5×10^{-2}
3	polit	6.3×10^{-2}
4	centuri	6.2×10^{-2}
5	buddhist	5.2×10^{-2}
6	result	4.5×10^{-2}
7	confucian	4.1×10^{-2}
8	religi	4×10^{-2}
9	text	3.7×10^{-2}
10	islam	3.6×10^{-2}
11	scholar	3.4×10^{-2}
12	chines	3.2×10^{-2}
13	ritual	3×10^{-2}
14	essay	3×10^{-2}
15	korean	2.9×10^{-2}
16	literari	2.8×10^{-2}
17	method	2.8×10^{-2}
18	histor	2.8×10^{-2}
19	buddhism	2.8×10^{-2}
20	contemporari	2.8×10^{-2}
21	histori	2.8×10^{-2}
22	discours	2.7×10^{-2}
23	modern	2.6×10^{-2}
24	use	2.5×10^{-2}
25	societi	2.4×10^{-2}
26	cultur	2.2×10^{-2}
27	korea	2.1×10^{-2}
28	narrat	2.1×10^{-2}
29	effect	2×10^{-2}
30	dynasti	1.9×10^{-2}
31	tradit	1.9×10^{-2}
32	coloni	1.8×10^{-2}
33	japanes	1.8×10^{-2}
34	war	1.8×10^{-2}
35	moral	1.8×10^{-2}
36	author	1.8×10^{-2}
37	imperi	1.8×10^{-2}
38	ideolog	1.8×10^{-2}
39	high	1.8×10^{-2}
40	social	1.7×10^{-2}
41	philosoph	1.7×10^{-2}
42	nation	1.7×10^{-2}
43	late	1.7×10^{-2}
44	languag	1.7×10^{-2}
45	muslim	1.6×10^{-2}
46	philosophi	1.6×10^{-2}
47	twentieth	1.5×10^{-2}
48	increas	1.5×10^{-2}
49	measur	1.5×10^{-2}
50	ottoman	1.5×10^{-2}

No.	Word	RIG
51	inscript	1.5×10^{-2}
52	model	1.4×10^{-2}
53	religion	1.4×10^{-2}
54	examin	1.4×10^{-2}
55	china	1.4×10^{-2}
56	india	1.4×10^{-2}
57	offici	1.4×10^{-2}
58	tangut	1.4×10^{-2}
59	christian	1.4×10^{-2}
60	cell	1.3×10^{-2}
61	patient	1.3×10^{-2}
62	test	1.3×10^{-2}
63	nineteenth	1.3×10^{-2}
64	nationalist	1.3×10^{-2}
65	intellectu	1.3×10^{-2}
66	asian	1.3×10^{-2}
67	east	1.3×10^{-2}
68	rate	1.2×10^{-2}
69	obtain	1.2×10^{-2}
70	data	1.2×10^{-2}
71	attempt	1.2×10^{-2}
72	arab	1.2×10^{-2}
73	choson	1.2×10^{-2}
74	debat	1.2×10^{-2}
75	write	1.2×10^{-2}
76	draw	1.2×10^{-2}
77	question	1.2×10^{-2}
78	effici	1.2×10^{-2}
79	reduc	1.2×10^{-2}
80	genr	1.2×10^{-2}
81	way	1.2×10^{-2}
82	stori	1.2×10^{-2}
83	asia	1.2×10^{-2}
84	notion	1.2×10^{-2}
85	idea	1.1×10^{-2}
86	sultan	1.1×10^{-2}
87	govern	1.1×10^{-2}
88	improv	1.1×10^{-2}
89	indian	1.1×10^{-2}
90	doctrin	1.1×10^{-2}
91	south	1.1×10^{-2}
92	evalu	1.1×10^{-2}
93	ruler	1.1×10^{-2}
94	context	1.1×10^{-2}
95	british	1.1×10^{-2}
96	read	1.1×10^{-2}
97	world	1.1×10^{-2}
98	ident	1.1×10^{-2}
99	view	1×10^{-2}
100	temperatur	1×10^{-2}

TABLE E.17. Astronomy and Astrophysics

No.	Word	RIG
1	star	1.5×10^{-1}
2	galaxi	1.1×10^{-1}
3	telescop	9.9×10^{-2}
4	stellar	9.8×10^{-2}
5	galact	6.6×10^{-2}
6	mass	5.9×10^{-2}
7	cosmolog	5.4×10^{-2}
8	luminos	5.1×10^{-2}
9	redshift	5×10^{-2}
10	observ	4.9×10^{-2}
11	cosmic	4.5×10^{-2}
12	gravit	4.5×10^{-2}
13	accret	3.9×10^{-2}
14	observatori	3.7×10^{-2}
15	circl	3.6×10^{-2}
16	sky	3.4×10^{-2}
17	field	3.3×10^{-2}
18	solar	3.3×10^{-2}
19	dark	3.2×10^{-2}
20	supernova	3.2×10^{-2}
21	photometr	3.1×10^{-2}
22	dwarf	3.1×10^{-2}
23	planet	3×10^{-2}
24	orbit	3×10^{-2}
25	massiv	2.8×10^{-2}
26	similar	2.7×10^{-2}
27	scalar	2.6×10^{-2}
28	halo	2.6×10^{-2}
29	spectral	2.6×10^{-2}
30	astrophys	2.5×10^{-2}
31	graviti	2.5×10^{-2}
32	flux	2.4×10^{-2}
33	emiss	2.4×10^{-2}
34	evolut	2.4×10^{-2}
35	patient	2.4×10^{-2}
36	photometri	2.4×10^{-2}
37	disk	2.4×10^{-2}
38	dust	2.3×10^{-2}
39	hubbl	2.3×10^{-2}
40	matter	2.3×10^{-2}
41	spectrograph	2.3×10^{-2}
42	interstellar	2.2×10^{-2}
43	bright	2.2×10^{-2}
44	veloc	2.2×10^{-2}
45	kpc	2.1×10^{-2}
46	neutrino	1.9×10^{-2}
47	hole	1.9×10^{-2}
48	quark	1.8×10^{-2}
49	cell	1.8×10^{-2}
50	planetari	1.8×10^{-2}

No.	Word	RIG
51	ngc	1.8×10^{-2}
52	black	1.8×10^{-2}
53	gev	1.8×10^{-2}
54	baryon	1.8×10^{-2}
55	spectra	1.8×10^{-2}
56	near	1.7×10^{-2}
57	relativist	1.6×10^{-2}
58	space	1.6×10^{-2}
59	astronom	1.6×10^{-2}
60	model	1.6×10^{-2}
61	giant	1.6×10^{-2}
62	larg	1.6×10^{-2}
63	angular	1.6×10^{-2}
64	dot	1.6×10^{-2}
65	agn	1.6×10^{-2}
66	find	1.6×10^{-2}
67	perturb	1.6×10^{-2}
68	radiat	1.6×10^{-2}
69	spacetim	1.6×10^{-2}
70	magnet	1.5×10^{-2}
71	densiti	1.5×10^{-2}
72	radial	1.5×10^{-2}
73	radius	1.5×10^{-2}
74	energi	1.5×10^{-2}
75	binari	1.5×10^{-2}
76	tev	1.5×10^{-2}
77	radio	1.5×10^{-2}
78	milki	1.4×10^{-2}
79	rotat	1.4×10^{-2}
80	spectrum	1.4×10^{-2}
81	constrain	1.4×10^{-2}
82	planck	1.4×10^{-2}
83	clinic	1.4×10^{-2}
84	momentum	1.4×10^{-2}
85	line	1.4×10^{-2}
86	magnetospher	1.4×10^{-2}
87	decay	1.4×10^{-2}
88	sigma	1.4×10^{-2}
89	pulsar	1.4×10^{-2}
90	ray	1.4×10^{-2}
91	scale	1.4×10^{-2}
92	evalu	1.4×10^{-2}
93	diseas	1.4×10^{-2}
94	photospher	1.3×10^{-2}
95	mission	1.3×10^{-2}
96	higg	1.3×10^{-2}
97	infrar	1.3×10^{-2}
98	control	1.3×10^{-2}
99	sun	1.3×10^{-2}
100	optic	1.3×10^{-2}

TABLE E.18. Audiology and Speech-Language Pathology

No.	Word	RIG
1	speech	1.4×10^{-1}
2	hear	1.3×10^{-1}
3	acoust	8.9×10^{-2}
4	listen	7.9×10^{-2}
5	sound	7.2×10^{-2}
6	auditori	6×10^{-2}
7	languag	5.8×10^{-2}
8	cochlear	5.2×10^{-2}
9	word	4.3×10^{-2}
10	nois	4×10^{-2}
11	sentenc	3.9×10^{-2}
12	ear	3.7×10^{-2}
13	children	3.3×10^{-2}
14	tone	3.1×10^{-2}
15	particip	3.1×10^{-2}
16	vowel	2.9×10^{-2}
17	frequenc	2.9×10^{-2}
18	phonolog	2.6×10^{-2}
19	conson	2.6×10^{-2}
20	purpos	2.5×10^{-2}
21	speaker	2.4×10^{-2}
22	task	2.2×10^{-2}
23	stimuli	2.2×10^{-2}
24	vocal	2.1×10^{-2}
25	syllabl	2×10^{-2}
26	talker	1.9×10^{-2}
27	percept	1.9×10^{-2}
28	lexic	1.8×10^{-2}
29	audiolog	1.8×10^{-2}
30	conclus	1.8×10^{-2}
31	impair	1.8×10^{-2}
32	adult	1.8×10^{-2}
33	threshold	1.8×10^{-2}
34	perceptu	1.7×10^{-2}
35	cue	1.7×10^{-2}
36	khz	1.6×10^{-2}
37	stutter	1.6×10^{-2}
38	measur	1.6×10^{-2}
39	masker	1.6×10^{-2}
40	audiometr	1.6×10^{-2}
41	phonem	1.5×10^{-2}
42	linguist	1.5×10^{-2}
43	english	1.5×10^{-2}
44	phonet	1.5×10^{-2}
45	speak	1.4×10^{-2}
46	age	1.4×10^{-2}
47	normal	1.4×10^{-2}
48	voic	1.3×10^{-2}
49	quiet	1.3×10^{-2}
50	spoken	1.2×10^{-2}

No.	Word	RIG
51	utter	1.2×10^{-2}
52	across	1.2×10^{-2}
53	pathologist	1.2×10^{-2}
54	aphasia	1.2×10^{-2}
55	implant	1.2×10^{-2}
56	loud	1.2×10^{-2}
57	binaur	1.2×10^{-2}
58	otoacoust	1.1×10^{-2}
59	sensorineur	1.1×10^{-2}
60	audiometri	1.1×10^{-2}
61	amplitud	1.1×10^{-2}
62	recept	1×10^{-2}
63	aid	1×10^{-2}
64	deaf	9.6×10^{-3}
65	stimulus	9.5×10^{-3}
66	audiologist	9.4×10^{-3}
67	sli	9.3×10^{-3}
68	pitch	9.2×10^{-3}
69	intellig	9.2×10^{-3}
70	result	9×10^{-3}
71	microphon	9×10^{-3}
72	skill	8.9×10^{-3}
73	babbl	8.9×10^{-3}
74	record	8.9×10^{-3}
75	examin	8.9×10^{-3}
76	tempor	8.8×10^{-3}
77	recognit	8.7×10^{-3}
78	studi	8.7×10^{-3}
79	formant	8.7×10^{-3}
80	difficulti	8.6×10^{-3}
81	differ	8.5×10^{-3}
82	verb	8.5×10^{-3}
83	individu	8.4×10^{-3}
84	reader	8.4×10^{-3}
85	articulatori	8.3×10^{-3}
86	interaaur	8.3×10^{-3}
87	evok	8.3×10^{-3}
88	tinnitus	8.2×10^{-3}
89	bilingu	8.1×10^{-3}
90	innois	8.1×10^{-3}
91	temperatur	8×10^{-3}
92	slps	8×10^{-3}
93	cochlea	7.9×10^{-3}
94	spl	7.9×10^{-3}
95	grammat	7.9×10^{-3}
96	whether	7.7×10^{-3}
97	vocabulari	7.7×10^{-3}
98	monolingu	7.7×10^{-3}
99	score	7.7×10^{-3}
100	preschool	7.7×10^{-3}

TABLE E.19. Automation and Control Systems

No.	Word	RIG
1	paper	9.7×10^{-2}
2	propos	7×10^{-2}
3	system	5.7×10^{-2}
4	control	4.4×10^{-2}
5	robot	3.9×10^{-2}
6	problem	3.8×10^{-2}
7	algorithm	3.7×10^{-2}
8	simul	3.6×10^{-2}
9	lyapunov	2.6×10^{-2}
10	nonlinear	2.6×10^{-2}
11	design	2.4×10^{-2}
12	conclus	2.3×10^{-2}
13	studi	2.2×10^{-2}
14	feedback	2.2×10^{-2}
15	loop	1.9×10^{-2}
16	base	1.9×10^{-2}
17	dynam	1.8×10^{-2}
18	patient	1.7×10^{-2}
19	track	1.7×10^{-2}
20	actuat	1.7×10^{-2}
21	optim	1.7×10^{-2}
22	garante	1.6×10^{-2}
23	linear	1.6×10^{-2}
24	exampl	1.6×10^{-2}
25	suggest	1.6×10^{-2}
26	input	1.6×10^{-2}
27	output	1.5×10^{-2}
28	robust	1.5×10^{-2}
29	solv	1.5×10^{-2}
30	signific	1.4×10^{-2}
31	disturb	1.4×10^{-2}
32	illustr	1.4×10^{-2}
33	treatment	1.4×10^{-2}
34	stabil	1.3×10^{-2}
35	cell	1.3×10^{-2}
36	found	1.3×10^{-2}
37	model	1.2×10^{-2}
38	associ	1.2×10^{-2}
39	increas	1.2×10^{-2}
40	error	1.2×10^{-2}
41	report	1.2×10^{-2}
42	protein	1.2×10^{-2}
43	fuzzi	1.1×10^{-2}
44	age	1.1×10^{-2}
45	clinic	1.1×10^{-2}
46	group	1.1×10^{-2}
47	diseas	1×10^{-2}
48	approach	1×10^{-2}
49	sensor	1×10^{-2}
50	vehicl	1×10^{-2}

No.	Word	RIG
51	scheme	1×10^{-2}
52	examin	1×10^{-2}
53	trajectori	9.9×10^{-3}
54	year	9.9×10^{-3}
55	constraint	9.5×10^{-3}
56	background	9.4×10^{-3}
57	converg	9.3×10^{-3}
58	motion	9.2×10^{-3}
59	acid	9.2×10^{-3}
60	inequ	9.1×10^{-3}
61	assess	9.1×10^{-3}
62	network	9×10^{-3}
63	uncertaini	8.9×10^{-3}
64	gene	8.8×10^{-3}
65	speci	8.8×10^{-3}
66	indic	8.7×10^{-3}
67	reveal	8.6×10^{-3}
68	verifi	8.6×10^{-3}
69	machin	8.6×10^{-3}
70	real	8.4×10^{-3}
71	discret	8.4×10^{-3}
72	fault	8.3×10^{-3}
73	filter	8.2×10^{-3}
74	may	8.2×10^{-3}
75	activ	8.1×10^{-3}
76	concentr	7.8×10^{-3}
77	implement	7.8×10^{-3}
78	multiag	7.8×10^{-3}
79	higher	7.7×10^{-3}
80	switch	7.5×10^{-3}
81	decreas	7.5×10^{-3}
82	adapt	7.3×10^{-3}
83	state	7.3×10^{-3}
84	introduc	7.3×10^{-3}
85	kalman	7.2×10^{-3}
86	evid	7.2×10^{-3}
87	can	7.1×10^{-3}
88	asymptot	7.1×10^{-3}
89	potenti	7.1×10^{-3}
90	molecular	7×10^{-3}
91	speed	7×10^{-3}
92	numer	7×10^{-3}
93	comput	7×10^{-3}
94	final	6.9×10^{-3}
95	pid	6.9×10^{-3}
96	month	6.9×10^{-3}
97	induc	6.8×10^{-3}
98	role	6.8×10^{-3}
99	perform	6.7×10^{-3}
100	uncertain	6.7×10^{-3}

TABLE E.20. Behavioral Sciences

No.	Word	RIG
1	behavior	5.2×10^{-2}
2	anim	4.4×10^{-2}
3	task	4×10^{-2}
4	male	3.7×10^{-2}
5	suggest	3.7×10^{-2}
6	cognit	3.5×10^{-2}
7	brain	3.4×10^{-2}
8	whether	3.1×10^{-2}
9	rat	3×10^{-2}
10	maze	2.9×10^{-2}
11	memori	2.9×10^{-2}
12	stimuli	2.7×10^{-2}
13	femal	2.7×10^{-2}
14	cue	2.7×10^{-2}
15	test	2.7×10^{-2}
16	cortex	2.7×10^{-2}
17	stimulus	2.5×10^{-2}
18	food	2.4×10^{-2}
19	individu	2.4×10^{-2}
20	behaviour	2.4×10^{-2}
21	paper	2.3×10^{-2}
22	may	2.3×10^{-2}
23	mate	2.3×10^{-2}
24	respons	2.2×10^{-2}
25	social	2.2×10^{-2}
26	reward	2.1×10^{-2}
27	learn	2.1×10^{-2}
28	hippocampus	1.9×10^{-2}
29	deficit	1.9×10^{-2}
30	impair	1.9×10^{-2}
31	anxieti	1.9×10^{-2}
32	prefront	1.7×10^{-2}
33	conspecif	1.7×10^{-2}
34	particip	1.7×10^{-2}
35	prefer	1.6×10^{-2}
36	emot	1.6×10^{-2}
37	relat	1.5×10^{-2}
38	disord	1.5×10^{-2}
39	adult	1.5×10^{-2}
40	paradigm	1.5×10^{-2}
41	fear	1.4×10^{-2}
42	associ	1.4×10^{-2}
43	studi	1.4×10^{-2}
44	epilepsi	1.4×10^{-2}
45	predat	1.3×10^{-2}
46	hypothesi	1.3×10^{-2}
47	dure	1.3×10^{-2}
48	neural	1.3×10^{-2}
49	evid	1.2×10^{-2}
50	howev	1.2×10^{-2}

No.	Word	RIG
51	bird	1.2×10^{-2}
52	eat	1.2×10^{-2}
53	corticosteron	1.2×10^{-2}
54	forag	1.2×10^{-2}
55	either	1.2×10^{-2}
56	amygdala	1.2×10^{-2}
57	examin	1.2×10^{-2}
58	affect	1.1×10^{-2}
59	locomotor	1.1×10^{-2}
60	find	1.1×10^{-2}
61	frontal	1.1×10^{-2}
62	aggress	1.1×10^{-2}
63	sex	1.1×10^{-2}
64	avers	1.1×10^{-2}
65	seizur	1.1×10^{-2}
66	offspr	1.1×10^{-2}
67	trait	1.1×10^{-2}
68	group	1.1×10^{-2}
69	intak	1×10^{-2}
70	hippocamp	1×10^{-2}
71	respond	1×10^{-2}
72	choic	1×10^{-2}
73	visual	1×10^{-2}
74	method	1×10^{-2}
75	alter	1×10^{-2}
76	depress	1×10^{-2}
77	train	9.8×10^{-3}
78	session	9.7×10^{-3}
79	sexual	9.7×10^{-3}
80	mice	9.4×10^{-3}
81	motor	9.4×10^{-3}
82	previous	9.3×10^{-3}
83	neuron	9.3×10^{-3}
84	discrimin	9.3×10^{-3}
85	effect	9.2×10^{-3}
86	differ	9.2×10^{-3}
87	manipul	9.1×10^{-3}
88	antagonist	9.1×10^{-3}
89	dopamin	9×10^{-3}
90	day	9×10^{-3}
91	healthi	9×10^{-3}
92	rodent	8.9×10^{-3}
93	spent	8.9×10^{-3}
94	receptor	8.8×10^{-3}
95	agonist	8.6×10^{-3}
96	gyrus	8.6×10^{-3}
97	surfac	8.4×10^{-3}
98	later	8.3×10^{-3}
99	like	8.3×10^{-3}
100	latenc	8.2×10^{-3}

TABLE E.21. Biochemical Research Methods

No.	Word	RIG
1	chromatographi	5.9×10^{-2}
2	spectrometri	5.1×10^{-2}
3	protein	4.2×10^{-2}
4	proteom	3.4×10^{-2}
5	mass	2.8×10^{-2}
6	detect	2.8×10^{-2}
7	biolog	2.8×10^{-2}
8	quantif	2.7×10^{-2}
9	liquid	2.7×10^{-2}
10	column	2.3×10^{-2}
11	chromatograph	2.3×10^{-2}
12	tandem	2.2×10^{-2}
13	sampl	2×10^{-2}
14	electrospray	2×10^{-2}
15	analyt	1.7×10^{-2}
16	assay	1.7×10^{-2}
17	separ	1.7×10^{-2}
18	ioniz	1.7×10^{-2}
19	elut	1.7×10^{-2}
20	extract	1.5×10^{-2}
21	quantit	1.5×10^{-2}
22	peptid	1.4×10^{-2}
23	acid	1.4×10^{-2}
24	genom	1.4×10^{-2}
25	resolut	1.4×10^{-2}
26	label	1.4×10^{-2}
27	throughput	1.4×10^{-2}
28	use	1.4×10^{-2}
29	acetonitril	1.3×10^{-2}
30	microfluid	1.3×10^{-2}
31	hplc	1.3×10^{-2}
32	sensit	1.3×10^{-2}
33	sequenc	1.3×10^{-2}
34	interday	1.3×10^{-2}
35	cell	1.3×10^{-2}
36	develop	1.3×10^{-2}
37	paper	1.2×10^{-2}
38	fluoresc	1.2×10^{-2}
39	identif	1.2×10^{-2}
40	precis	1.2×10^{-2}
41	method	1.1×10^{-2}
42	bind	1.1×10^{-2}
43	valid	1.1×10^{-2}
44	compound	1.1×10^{-2}
45	esi	1.1×10^{-2}
46	metabolit	1.1×10^{-2}
47	human	1.1×10^{-2}
48	recoveri	1.1×10^{-2}
49	purif	9.7×10^{-3}
50	purifi	9.5×10^{-3}

No.	Word	RIG
51	specif	9.5×10^{-3}
52	drug	9.4×10^{-3}
53	analysi	9.4×10^{-3}
54	quadrupol	9.4×10^{-3}
55	molecular	9.2×10^{-3}
56	molecul	9×10^{-3}
57	rapid	8.7×10^{-3}
58	limit	8.7×10^{-3}
59	appli	8.5×10^{-3}
60	allow	8.3×10^{-3}
61	tool	8.2×10^{-3}
62	dna	8.1×10^{-3}
63	ion	8×10^{-3}
64	high	8×10^{-3}
65	target	7.9×10^{-3}
66	gene	7.9×10^{-3}
67	screen	7.7×10^{-3}
68	rsd	7.5×10^{-3}
69	derivat	7.4×10^{-3}
70	angstrom	7.4×10^{-3}
71	identifi	7.4×10^{-3}
72	capillari	7.4×10^{-3}
73	c18	7.4×10^{-3}
74	methanol	7.3×10^{-3}
75	spectromet	7.3×10^{-3}
76	standard	7.2×10^{-3}
77	affin	7.1×10^{-3}
78	amino	6.8×10^{-3}
79	phase	6.8×10^{-3}
80	year	6.8×10^{-3}
81	solvent	6.7×10^{-3}
82	novel	6.7×10^{-3}
83	age	6.6×10^{-3}
84	min	6.6×10^{-3}
85	enzym	6.6×10^{-3}
86	select	6.5×10^{-3}
87	bioinformat	6.3×10^{-3}
88	accuraci	6.3×10^{-3}
89	accur	6.3×10^{-3}
90	electrophoresi	6.3×10^{-3}
91	spike	6.1×10^{-3}
92	spectrometr	6×10^{-3}
93	discoveri	6×10^{-3}
94	mrm	6×10^{-3}
95	quantifi	5.9×10^{-3}
96	enabl	5.8×10^{-3}
97	lod	5.8×10^{-3}
98	fragment	5.8×10^{-3}
99	reproduc	5.8×10^{-3}
100	simultan	5.8×10^{-3}

TABLE E.22. Biochemistry and Molecular Biology

No.	Word	RIG
1	protein	1.1×10^{-1}
2	cell	7×10^{-2}
3	bind	6.3×10^{-2}
4	express	5.5×10^{-2}
5	gene	5.3×10^{-2}
6	regul	5.2×10^{-2}
7	activ	5.2×10^{-2}
8	inhibit	3.8×10^{-2}
9	paper	3.7×10^{-2}
10	enzym	3.3×10^{-2}
11	transcript	3.2×10^{-2}
12	induc	2.9×10^{-2}
13	pathway	2.9×10^{-2}
14	mediat	2.8×10^{-2}
15	role	2.8×10^{-2}
16	molecular	2.4×10^{-2}
17	receptor	2.4×10^{-2}
18	dna	2.2×10^{-2}
19	acid	2.2×10^{-2}
20	mutant	2.1×10^{-2}
21	inhibitor	2.1×10^{-2}
22	human	2.1×10^{-2}
23	kinas	2×10^{-2}
24	target	1.9×10^{-2}
25	vitro	1.9×10^{-2}
26	mutat	1.8×10^{-2}
27	cellular	1.8×10^{-2}
28	suggest	1.8×10^{-2}
29	peptid	1.7×10^{-2}
30	assay	1.7×10^{-2}
31	sequenc	1.7×10^{-2}
32	phosphoryl	1.7×10^{-2}
33	membran	1.6×10^{-2}
34	amino	1.6×10^{-2}
35	beta	1.6×10^{-2}
36	rna	1.6×10^{-2}
37	genom	1.6×10^{-2}
38	overexpress	1.5×10^{-2}
39	vivo	1.5×10^{-2}
40	residu	1.4×10^{-2}
41	mrna	1.4×10^{-2}
42	promot	1.4×10^{-2}
43	mechan	1.4×10^{-2}
44	method	1.4×10^{-2}
45	function	1.4×10^{-2}
46	metabol	1.4×10^{-2}
47	interact	1.3×10^{-2}
48	mice	1.3×10^{-2}
49	alpha	1.3×10^{-2}
50	site	1.3×10^{-2}

No.	Word	RIG
51	involv	1.3×10^{-2}
52	signal	1.3×10^{-2}
53	apoptosi	1.2×10^{-2}
54	molecul	1.2×10^{-2}
55	affin	1.2×10^{-2}
56	termin	1.2×10^{-2}
57	domain	1.2×10^{-2}
58	mitochondri	1.1×10^{-2}
59	cancer	1.1×10^{-2}
60	intracellular	1.1×10^{-2}
61	purifi	1.1×10^{-2}
62	reveal	1.1×10^{-2}
63	homolog	1.1×10^{-2}
64	wild	1.1×10^{-2}
65	subunit	1.1×10^{-2}
66	lipid	1.1×10^{-2}
67	fold	1.1×10^{-2}
68	motif	1.1×10^{-2}
69	mous	1.1×10^{-2}
70	conform	1.1×10^{-2}
71	play	1.1×10^{-2}
72	object	1×10^{-2}
73	prolifer	1×10^{-2}
74	biolog	1×10^{-2}
75	knockdown	9.7×10^{-3}
76	regulatori	9.5×10^{-3}
77	problem	9.3×10^{-3}
78	genet	9.3×10^{-3}
79	specif	9.3×10^{-3}
80	encod	9.3×10^{-3}
81	therapeut	9.2×10^{-3}
82	eukaryot	9×10^{-3}
83	tissu	8.8×10^{-3}
84	propos	8.7×10^{-3}
85	extracellular	8.7×10^{-3}
86	identifi	8.6×10^{-3}
87	famili	8.5×10^{-3}
88	mammalian	8.4×10^{-3}
89	nucleotid	8.4×10^{-3}
90	coli	8.4×10^{-3}
91	year	8.3×10^{-3}
92	recombin	8.2×10^{-3}
93	potent	8.2×10^{-3}
94	compound	8.2×10^{-3}
95	ligand	8.1×10^{-3}
96	antioxid	7.9×10^{-3}
97	nuclear	7.9×10^{-3}
98	escherichia	7.9×10^{-3}
99	algorithm	7.8×10^{-3}
100	tumor	7.8×10^{-3}

TABLE E.23. Biodiversity Conservation

No.	Word	RIG
1	speci	1.8×10^{-1}
2	habitat	1.1×10^{-1}
3	conserv	9.6×10^{-2}
4	biodivers	6.2×10^{-2}
5	ecolog	5.9×10^{-2}
6	popul	5.7×10^{-2}
7	ecosystem	5.5×10^{-2}
8	forest	5.1×10^{-2}
9	landscap	4.2×10^{-2}
10	area	3.9×10^{-2}
11	manag	3.9×10^{-2}
12	divers	3.8×10^{-2}
13	abund	3.6×10^{-2}
14	microsatellit	3.6×10^{-2}
15	endang	3.4×10^{-2}
16	wildlif	3.3×10^{-2}
17	land	2.8×10^{-2}
18	climat	2.7×10^{-2}
19	environment	2.7×10^{-2}
20	threaten	2.7×10^{-2}
21	declin	2.6×10^{-2}
22	veget	2.6×10^{-2}
23	bird	2.5×10^{-2}
24	communiti	2.4×10^{-2}
25	site	2.4×10^{-2}
26	heterozygos	2.3×10^{-2}
27	rich	2.2×10^{-2}
28	nativ	2.1×10^{-2}
29	fish	2×10^{-2}
30	taxa	1.9×10^{-2}
31	across	1.9×10^{-2}
32	season	1.8×10^{-2}
33	patient	1.8×10^{-2}
34	endem	1.8×10^{-2}
35	north	1.8×10^{-2}
36	extinct	1.8×10^{-2}
37	assemblag	1.8×10^{-2}
38	plant	1.7×10^{-2}
39	spatial	1.7×10^{-2}
40	anthropogen	1.7×10^{-2}
41	predat	1.7×10^{-2}
42	loci	1.7×10^{-2}
43	tree	1.6×10^{-2}
44	northern	1.6×10^{-2}
45	river	1.6×10^{-2}
46	invas	1.5×10^{-2}
47	southern	1.5×10^{-2}
48	threat	1.5×10^{-2}
49	survey	1.5×10^{-2}
50	rang	1.5×10^{-2}

No.	Word	RIG
51	geograph	1.4×10^{-2}
52	south	1.4×10^{-2}
53	distribut	1.4×10^{-2}
54	individu	1.4×10^{-2}
55	region	1.4×10^{-2}
56	cover	1.4×10^{-2}
57	eastern	1.3×10^{-2}
58	park	1.3×10^{-2}
59	coastal	1.3×10^{-2}
60	genet	1.3×10^{-2}
61	island	1.3×10^{-2}
62	fauna	1.2×10^{-2}
63	breed	1.2×10^{-2}
64	grassland	1.2×10^{-2}
65	allel	1.2×10^{-2}
66	protect	1.1×10^{-2}
67	impact	1.1×10^{-2}
68	pattern	1.1×10^{-2}
69	natur	1.1×10^{-2}
70	may	1.1×10^{-2}
71	marin	1.1×10^{-2}
72	agricultur	1.1×10^{-2}
73	import	1.1×10^{-2}
74	paper	1.1×10^{-2}
75	effort	1.1×10^{-2}
76	assess	1.1×10^{-2}
77	atlant	1.1×10^{-2}
78	invad	1.1×10^{-2}
79	tropic	1.1×10^{-2}
80	chang	1.1×10^{-2}
81	nest	1×10^{-2}
82	prey	1×10^{-2}
83	woodland	9.9×10^{-3}
84	mammal	9.9×10^{-3}
85	clinic	9.9×10^{-3}
86	suggest	9.9×10^{-3}
87	america	9.8×10^{-3}
88	invertebr	9.8×10^{-3}
89	within	9.8×10^{-3}
90	disturb	9.7×10^{-3}
91	cell	9.7×10^{-3}
92	taxonom	9.7×10^{-3}
93	mountain	9.6×10^{-3}
94	nonnat	9.6×10^{-3}
95	locat	9.6×10^{-3}
96	indic	9.5×10^{-3}
97	locus	9.4×10^{-3}
98	forag	9.3×10^{-3}
99	monitor	9.3×10^{-3}
100	freshwat	9.3×10^{-3}

TABLE E.24. Biology

No.	Word	RIG
1	speci	2.3×10^{-2}
2	paper	1.4×10^{-2}
3	anim	1.2×10^{-2}
4	cell	1.1×10^{-2}
5	biolog	1.1×10^{-2}
6	protein	1.1×10^{-2}
7	gene	9.9×10^{-3}
8	evolutionari	9×10^{-3}
9	regul	8.2×10^{-3}
10	reproduct	8×10^{-3}
11	circadian	7.8×10^{-3}
12	physiolog	7.8×10^{-3}
13	insect	7.6×10^{-3}
14	popul	7.6×10^{-3}
15	method	7.5×10^{-3}
16	suggest	7.2×10^{-3}
17	ecolog	7.1×10^{-3}
18	genet	6.5×10^{-3}
19	predat	5.9×10^{-3}
20	express	5.9×10^{-3}
21	trait	5.7×10^{-3}
22	bodi	5.7×10^{-3}
23	bird	5.6×10^{-3}
24	mate	5.5×10^{-3}
25	human	5.5×10^{-3}
26	plant	5×10^{-3}
27	drosophila	5×10^{-3}
28	fish	5×10^{-3}
29	activ	4.8×10^{-3}
30	expos	4.8×10^{-3}
31	habitat	4.7×10^{-3}
32	divers	4.7×10^{-3}
33	cryopreserv	4.6×10^{-3}
34	dna	4.6×10^{-3}
35	metabol	4.6×10^{-3}
36	rhythm	4.5×10^{-3}
37	role	4.4×10^{-3}
38	male	4.4×10^{-3}
39	phenotyp	4.4×10^{-3}
40	tissu	4.3×10^{-3}
41	mammal	4.3×10^{-3}
42	respons	4.3×10^{-3}
43	genom	4.2×10^{-3}
44	oper	4.2×10^{-3}
45	design	4.1×10^{-3}
46	exposur	4.1×10^{-3}
47	may	4×10^{-3}
48	individu	4×10^{-3}
49	taxa	3.9×10^{-3}
50	cellular	3.9×10^{-3}

No.	Word	RIG
51	growth	3.9×10^{-3}
52	conserv	3.8×10^{-3}
53	pattern	3.7×10^{-3}
54	transcript	3.7×10^{-3}
55	patient	3.6×10^{-3}
56	vertebr	3.6×10^{-3}
57	prey	3.6×10^{-3}
58	mediat	3.6×10^{-3}
59	mice	3.5×10^{-3}
60	pathway	3.5×10^{-3}
61	induc	3.5×10^{-3}
62	evolut	3.4×10^{-3}
63	egg	3.4×10^{-3}
64	femal	3.4×10^{-3}
65	surviv	3.3×10^{-3}
66	neuron	3.3×10^{-3}
67	forag	3.3×10^{-3}
68	perform	3.3×10^{-3}
69	hypothesi	3.3×10^{-3}
70	organ	3.2×10^{-3}
71	cryoprotect	3.1×10^{-3}
72	sperm	3.1×10^{-3}
73	base	3×10^{-3}
74	fabric	3×10^{-3}
75	embryo	3×10^{-3}
76	offspr	2.9×10^{-3}
77	mammalian	2.9×10^{-3}
78	dose	2.9×10^{-3}
79	wild	2.9×10^{-3}
80	improv	2.8×10^{-3}
81	dure	2.8×10^{-3}
82	environment	2.8×10^{-3}
83	behaviour	2.8×10^{-3}
84	devic	2.8×10^{-3}
85	mous	2.8×10^{-3}
86	receptor	2.8×10^{-3}
87	level	2.7×10^{-3}
88	algorithm	2.7×10^{-3}
89	evolv	2.7×10^{-3}
90	howev	2.7×10^{-3}
91	found	2.6×10^{-3}
92	alter	2.6×10^{-3}
93	phylogenet	2.6×10^{-3}
94	rhythmic	2.6×10^{-3}
95	day	2.6×10^{-3}
96	abund	2.6×10^{-3}
97	conspecif	2.6×10^{-3}
98	radiat	2.6×10^{-3}
99	studi	2.5×10^{-3}
100	problem	2.5×10^{-3}

TABLE E.25. Biophysics

No.	Word	RIG
1	protein	5.6×10^{-2}
2	bind	4.2×10^{-2}
3	cell	3.8×10^{-2}
4	membran	2×10^{-2}
5	paper	1.9×10^{-2}
6	conform	1.6×10^{-2}
7	angstrom	1.6×10^{-2}
8	molecular	1.6×10^{-2}
9	molecul	1.5×10^{-2}
10	induc	1.5×10^{-2}
11	activ	1.5×10^{-2}
12	interact	1.4×10^{-2}
13	regul	1.4×10^{-2}
14	enzym	1.4×10^{-2}
15	residu	1.3×10^{-2}
16	fluoresc	1.3×10^{-2}
17	human	1.3×10^{-2}
18	inhibit	1.2×10^{-2}
19	express	1.2×10^{-2}
20	mechan	1.1×10^{-2}
21	role	1×10^{-2}
22	lipid	1×10^{-2}
23	domain	9.3×10^{-3}
24	structur	9.2×10^{-3}
25	helix	9.1×10^{-3}
26	beta	9.1×10^{-3}
27	affin	8.7×10^{-3}
28	cellular	8.6×10^{-3}
29	vitro	8.6×10^{-3}
30	crystal	8.4×10^{-3}
31	acid	8.2×10^{-3}
32	dna	8.2×10^{-3}
33	assay	8.2×10^{-3}
34	mediat	8.1×10^{-3}
35	termin	8.1×10^{-3}
36	vivo	8×10^{-3}
37	helic	8×10^{-3}
38	pathway	7.8×10^{-3}
39	tissu	7.8×10^{-3}
40	peptid	7.8×10^{-3}
41	biosensor	7.6×10^{-3}
42	alpha	7.4×10^{-3}
43	amino	7.4×10^{-3}
44	hydrophob	7.2×10^{-3}
45	inhibitor	7.1×10^{-3}
46	mutant	7.1×10^{-3}
47	site	6.9×10^{-3}
48	overexpress	6.8×10^{-3}
49	biolog	6.7×10^{-3}
50	function	6.6×10^{-3}

No.	Word	RIG
51	receptor	6.6×10^{-3}
52	signal	6.5×10^{-3}
53	phosphoryl	6.4×10^{-3}
54	target	6.3×10^{-3}
55	fold	6.3×10^{-3}
56	bilay	6.2×10^{-3}
57	suggest	5.8×10^{-3}
58	kinas	5.8×10^{-3}
59	play	5.7×10^{-3}
60	strand	5.6×10^{-3}
61	coli	5.6×10^{-3}
62	dimer	5.6×10^{-3}
63	intracellular	5.5×10^{-3}
64	escherichia	5.4×10^{-3}
65	physiolog	5.4×10^{-3}
66	extracellular	5.2×10^{-3}
67	problem	5.2×10^{-3}
68	complex	5.1×10^{-3}
69	resolut	5.1×10^{-3}
70	manag	5.1×10^{-3}
71	ligand	5.1×10^{-3}
72	purifi	5×10^{-3}
73	motif	5×10^{-3}
74	subunit	5×10^{-3}
75	atp	5×10^{-3}
76	transcript	4.9×10^{-3}
77	oper	4.8×10^{-3}
78	year	4.8×10^{-3}
79	cancer	4.7×10^{-3}
80	catalyz	4.7×10^{-3}
81	apoptosi	4.7×10^{-3}
82	phospholipid	4.7×10^{-3}
83	immobil	4.7×10^{-3}
84	dock	4.6×10^{-3}
85	mutat	4.5×10^{-3}
86	biomechan	4.5×10^{-3}
87	homolog	4.5×10^{-3}
88	object	4.5×10^{-3}
89	drug	4.4×10^{-3}
90	social	4.4×10^{-3}
91	substrat	4.4×10^{-3}
92	gene	4.4×10^{-3}
93	catalyt	4.2×10^{-3}
94	involv	4.2×10^{-3}
95	depend	4.1×10^{-3}
96	transmembran	4×10^{-3}
97	label	4×10^{-3}
98	sensit	3.9×10^{-3}
99	reveal	3.9×10^{-3}
100	prolifer	3.8×10^{-3}

TABLE E.26. Biotechnology and Applied Microbiology

No.	Word	RIG
1	gene	5.4×10^{-2}
2	strain	3×10^{-2}
3	genom	3×10^{-2}
4	product	2.9×10^{-2}
5	ferment	2.9×10^{-2}
6	cell	2.9×10^{-2}
7	protein	2.8×10^{-2}
8	sequenc	2.7×10^{-2}
9	enzym	2.6×10^{-2}
10	express	2.3×10^{-2}
11	paper	2.2×10^{-2}
12	cultur	2×10^{-2}
13	acid	2×10^{-2}
14	biomass	2×10^{-2}
15	coli	2×10^{-2}
16	bacteria	1.8×10^{-2}
17	escherichia	1.8×10^{-2}
18	microbi	1.6×10^{-2}
19	bacteri	1.6×10^{-2}
20	produc	1.6×10^{-2}
21	recombin	1.5×10^{-2}
22	isol	1.5×10^{-2}
23	dna	1.4×10^{-2}
24	yeast	1.4×10^{-2}
25	assay	1.3×10^{-2}
26	pcr	1.2×10^{-2}
27	purifi	1.2×10^{-2}
28	clone	1.2×10^{-2}
29	growth	1.1×10^{-2}
30	transcript	1.1×10^{-2}
31	biolog	1.1×10^{-2}
32	bioreactor	1.1×10^{-2}
33	activ	1×10^{-2}
34	cultiv	1×10^{-2}
35	plant	1×10^{-2}
36	yield	1×10^{-2}
37	batch	1×10^{-2}
38	bacillus	9.7×10^{-3}
39	enzymat	9.4×10^{-3}
40	microorgan	9.3×10^{-3}
41	anaerob	9.3×10^{-3}
42	lignocellulos	9.2×10^{-3}
43	encod	9.1×10^{-3}
44	pathogen	9.1×10^{-3}
45	metabol	8.9×10^{-3}
46	cerevisia	8.8×10^{-3}
47	saccharomyc	8.6×10^{-3}
48	glucos	8.5×10^{-3}
49	genet	8.5×10^{-3}
50	rna	8.5×10^{-3}

No.	Word	RIG
51	microalga	8.3×10^{-3}
52	biofuel	8.2×10^{-3}
53	potenti	8.1×10^{-3}
54	concentr	8×10^{-3}
55	virus	7.6×10^{-3}
56	fold	7.6×10^{-3}
57	sugar	7.5×10^{-3}
58	16s	7.3×10^{-3}
59	medium	7.3×10^{-3}
60	transcriptom	7.2×10^{-3}
61	hydrolysi	7×10^{-3}
62	bacterium	6.9×10^{-3}
63	specif	6.9×10^{-3}
64	mutant	6.8×10^{-3}
65	propos	6.7×10^{-3}
66	biotechnolog	6.6×10^{-3}
67	human	6.6×10^{-3}
68	rrna	6.6×10^{-3}
69	biosynthesi	6.6×10^{-3}
70	amino	6.5×10^{-3}
71	cellulas	6.4×10^{-3}
72	vitro	6.3×10^{-3}
73	inhibit	6.3×10^{-3}
74	feedstock	6.3×10^{-3}
75	theori	6.2×10^{-3}
76	pathway	6×10^{-3}
77	plasmid	6×10^{-3}
78	pseudomona	6×10^{-3}
79	sludg	5.9×10^{-3}
80	xylos	5.9×10^{-3}
81	seq	5.9×10^{-3}
82	simul	5.8×10^{-3}
83	detect	5.8×10^{-3}
84	molecular	5.8×10^{-3}
85	kda	5.7×10^{-3}
86	fungal	5.7×10^{-3}
87	ethanol	5.6×10^{-3}
88	flask	5.6×10^{-3}
89	stem	5.6×10^{-3}
90	substrat	5.5×10^{-3}
91	identifi	5.5×10^{-3}
92	inocul	5.5×10^{-3}
93	biofilm	5.4×10^{-3}
94	immobil	5.4×10^{-3}
95	heterolog	5.3×10^{-3}
96	aspergillus	5.3×10^{-3}
97	extracellular	5.3×10^{-3}
98	contain	5.2×10^{-3}
99	phenotyp	5.1×10^{-3}
100	pichia	5×10^{-3}

TABLE E.27. Business

No.	Word	RIG
1	firm	8.4×10^{-2}
2	market	8×10^{-2}
3	busi	7.8×10^{-2}
4	research	6.2×10^{-2}
5	compani	5.9×10^{-2}
6	manag	4.6×10^{-2}
7	innov	3.6×10^{-2}
8	organiz	3.6×10^{-2}
9	financi	3.5×10^{-2}
10	corpor	3.5×10^{-2}
11	empir	3.1×10^{-2}
12	consum	2.9×10^{-2}
13	econom	2.9×10^{-2}
14	social	2.8×10^{-2}
15	employe	2.7×10^{-2}
16	strateg	2.6×10^{-2}
17	brand	2.6×10^{-2}
18	enterpris	2.6×10^{-2}
19	custom	2.6×10^{-2}
20	manageri	2.5×10^{-2}
21	find	2.4×10^{-2}
22	economi	2.3×10^{-2}
23	industri	2.3×10^{-2}
24	competit	2.3×10^{-2}
25	implic	2.3×10^{-2}
26	capit	2.2×10^{-2}
27	literatur	2.1×10^{-2}
28	countri	2.1×10^{-2}
29	invest	2×10^{-2}
30	entrepreneuri	2×10^{-2}
31	paper	1.9×10^{-2}
32	cell	1.9×10^{-2}
33	relationship	1.8×10^{-2}
34	practic	1.8×10^{-2}
35	sector	1.7×10^{-2}
36	entrepreneurship	1.7×10^{-2}
37	perspect	1.7×10^{-2}
38	patient	1.7×10^{-2}
39	entrepreneur	1.5×10^{-2}
40	theori	1.5×10^{-2}
41	knowledg	1.5×10^{-2}
42	servic	1.5×10^{-2}
43	context	1.4×10^{-2}
44	articl	1.4×10^{-2}
45	purchas	1.4×10^{-2}
46	decis	1.3×10^{-2}
47	author	1.3×10^{-2}
48	resourc	1.3×10^{-2}
49	temperatur	1.3×10^{-2}
50	conceptu	1.3×10^{-2}

No.	Word	RIG
51	surfac	1.2×10^{-2}
52	advertis	1.2×10^{-2}
53	focus	1.2×10^{-2}
54	treatment	1.2×10^{-2}
55	influenc	1.2×10^{-2}
56	develop	1.2×10^{-2}
57	govern	1.2×10^{-2}
58	sale	1.1×10^{-2}
59	ventur	1.1×10^{-2}
60	draw	1.1×10^{-2}
61	perceiv	1.1×10^{-2}
62	retail	1.1×10^{-2}
63	profit	1.1×10^{-2}
64	price	1.1×10^{-2}
65	method	1.1×10^{-2}
66	impact	1.1×10^{-2}
67	protein	1.1×10^{-2}
68	polic	1.1×10^{-2}
69	clinic	1.1×10^{-2}
70	foreign	1×10^{-2}
71	intern	1×10^{-2}
72	smes	1×10^{-2}
73	methodolog	1×10^{-2}
74	institut	9.9×10^{-3}
75	detect	9.9×10^{-3}
76	conclus	9.8×10^{-3}
77	anteced	9.8×10^{-3}
78	intent	9.7×10^{-3}
79	survey	9.7×10^{-3}
80	theoret	9.5×10^{-3}
81	diseas	9.5×10^{-3}
82	financ	9.2×10^{-3}
83	strategi	9.2×10^{-3}
84	stakehold	9.1×10^{-3}
85	multin	9×10^{-3}
86	product	9×10^{-3}
87	paramet	9×10^{-3}
88	technolog	8.9×10^{-3}
89	observ	8.9×10^{-3}
90	acid	8.8×10^{-3}
91	opportun	8.8×10^{-3}
92	investor	8.8×10^{-3}
93	public	8.6×10^{-3}
94	percept	8.5×10^{-3}
95	make	8.5×10^{-3}
96	asset	8.4×10^{-3}
97	crisi	8.4×10^{-3}
98	properti	8.3×10^{-3}
99	import	8.2×10^{-3}
100	gene	8.2×10^{-3}

TABLE E.28. Business, Finance

No.	Word	RIG
1	market	1.1×10^{-1}
2	financi	1.1×10^{-1}
3	firm	7×10^{-2}
4	price	6.1×10^{-2}
5	investor	5.9×10^{-2}
6	stock	5.4×10^{-2}
7	bank	4.6×10^{-2}
8	asset	4.5×10^{-2}
9	crisi	4.4×10^{-2}
10	return	3.8×10^{-2}
11	capit	3.7×10^{-2}
12	compani	3.5×10^{-2}
13	econom	3.5×10^{-2}
14	invest	3.5×10^{-2}
15	trade	3.3×10^{-2}
16	equiti	3.3×10^{-2}
17	economi	3.2×10^{-2}
18	corpor	3.2×10^{-2}
19	credit	3×10^{-2}
20	financ	3×10^{-2}
21	countri	3×10^{-2}
22	portfolio	3×10^{-2}
23	find	2.9×10^{-2}
24	empir	2.8×10^{-2}
25	debt	2.7×10^{-2}
26	paper	2.5×10^{-2}
27	busi	2.4×10^{-2}
28	volatil	2.4×10^{-2}
29	polic	2.1×10^{-2}
30	earn	2×10^{-2}
31	risk	2×10^{-2}
32	loan	1.9×10^{-2}
33	cell	1.8×10^{-2}
34	fund	1.8×10^{-2}
35	manag	1.8×10^{-2}
36	govern	1.7×10^{-2}
37	patient	1.7×10^{-2}
38	sharehold	1.7×10^{-2}
39	enterpris	1.6×10^{-2}
40	macroeconom	1.6×10^{-2}
41	sector	1.6×10^{-2}
42	cash	1.6×10^{-2}
43	premium	1.5×10^{-2}
44	tax	1.5×10^{-2}
45	profit	1.5×10^{-2}
46	monetari	1.4×10^{-2}
47	hedg	1.4×10^{-2}
48	temperatur	1.3×10^{-2}
49	foreign	1.3×10^{-2}
50	announc	1.2×10^{-2}

No.	Word	RIG
51	default	1.2×10^{-2}
52	account	1.2×10^{-2}
53	surfac	1.2×10^{-2}
54	privat	1.2×10^{-2}
55	method	1.1×10^{-2}
56	european	1.1×10^{-2}
57	treatment	1.1×10^{-2}
58	clinic	1.1×10^{-2}
59	institut	1.1×10^{-2}
60	incent	1.1×10^{-2}
61	protein	1×10^{-2}
62	auditor	1×10^{-2}
63	conclus	9.9×10^{-3}
64	experiment	9.9×10^{-3}
65	czech	9.9×10^{-3}
66	industri	9.9×10^{-3}
67	impact	9.8×10^{-3}
68	evid	9.5×10^{-3}
69	audit	9.5×10^{-3}
70	public	9.5×10^{-3}
71	valuat	9.1×10^{-3}
72	disclosur	9.1×10^{-3}
73	romania	9×10^{-3}
74	transact	9×10^{-3}
75	diseas	8.9×10^{-3}
76	innov	8.9×10^{-3}
77	romanian	8.9×10^{-3}
78	ownership	8.8×10^{-3}
79	ceo	8.7×10^{-3}
80	forecast	8.6×10^{-3}
81	research	8.4×10^{-3}
82	acid	8.4×10^{-3}
83	insur	8.3×10^{-3}
84	borrow	8.2×10^{-3}
85	period	8×10^{-3}
86	competit	8×10^{-3}
87	sovereign	8×10^{-3}
88	gene	7.7×10^{-3}
89	crise	7.7×10^{-3}
90	euro	7.5×10^{-3}
91	intern	7.4×10^{-3}
92	detect	7.4×10^{-3}
93	list	7.4×10^{-3}
94	republ	7.4×10^{-3}
95	speci	7.3×10^{-3}
96	rang	7.3×10^{-3}
97	lend	7.3×10^{-3}
98	electron	7.3×10^{-3}
99	sell	7.3×10^{-3}
100	dividend	7.1×10^{-3}

TABLE E.29. Cardiac and Cardiovascular Systems

No.	Word	RIG
1	patient	1.8×10^{-1}
2	cardiac	1.6×10^{-1}
3	conclus	1.5×10^{-1}
4	coronari	1.4×10^{-1}
5	heart	1.4×10^{-1}
6	ventricular	1.4×10^{-1}
7	myocardi	1.1×10^{-1}
8	arteri	1.1×10^{-1}
9	left	9.3×10^{-2}
10	background	8.4×10^{-2}
11	atrial	7.7×10^{-2}
12	infarct	7×10^{-2}
13	aortic	6.9×10^{-2}
14	cardiovascular	6.8×10^{-2}
15	mortal	6.2×10^{-2}
16	risk	6×10^{-2}
17	echocardiographi	5.8×10^{-2}
18	underw	5.7×10^{-2}
19	year	5.5×10^{-2}
20	valv	5.4×10^{-2}
21	method	5.3×10^{-2}
22	fibril	4.8×10^{-2}
23	eject	4.7×10^{-2}
24	clinic	4.5×10^{-2}
25	percutan	4.5×10^{-2}
26	diseas	4.5×10^{-2}
27	systol	4.5×10^{-2}
28	associ	4.1×10^{-2}
29	failur	4.1×10^{-2}
30	pulmonari	4×10^{-2}
31	age	4×10^{-2}
32	death	4×10^{-2}
33	outcom	4×10^{-2}
34	echocardiograph	3.4×10^{-2}
35	mitral	3.3×10^{-2}
36	follow	3.3×10^{-2}
37	stenosi	3.3×10^{-2}
38	implant	3.3×10^{-2}
39	stent	3.2×10^{-2}
40	paper	3.2×10^{-2}
41	diastol	3.2×10^{-2}
42	undergo	3.1×10^{-2}
43	acut	3.1×10^{-2}
44	regurgit	3×10^{-2}
45	consecut	3×10^{-2}
46	bypass	3×10^{-2}
47	surgeri	3×10^{-2}
48	interv	2.9×10^{-2}
49	predictor	2.9×10^{-2}
50	arrhythmia	2.8×10^{-2}

No.	Word	RIG
51	hospit	2.8×10^{-2}
52	median	2.7×10^{-2}
53	cardiomyopathi	2.7×10^{-2}
54	revascular	2.7×10^{-2}
55	multivari	2.7×10^{-2}
56	confid	2.7×10^{-2}
57	hypertens	2.7×10^{-2}
58	month	2.6×10^{-2}
59	dysfunct	2.5×10^{-2}
60	signific	2.5×10^{-2}
61	baselin	2.5×10^{-2}
62	angiographi	2.4×10^{-2}
63	intervent	2.4×10^{-2}
64	result	2.3×10^{-2}
65	pci	2.3×10^{-2}
66	hazard	2.3×10^{-2}
67	stroke	2.3×10^{-2}
68	transcathet	2.3×10^{-2}
69	complic	2.2×10^{-2}
70	vascular	2.2×10^{-2}
71	right	2.2×10^{-2}
72	event	2.2×10^{-2}
73	therapi	2.2×10^{-2}
74	object	2.2×10^{-2}
75	surgic	2.1×10^{-2}
76	prospect	2.1×10^{-2}
77	aim	2.1×10^{-2}
78	ventricl	2×10^{-2}
79	assess	2×10^{-2}
80	group	2×10^{-2}
81	postop	1.9×10^{-2}
82	cohort	1.9×10^{-2}
83	defibril	1.9×10^{-2}
84	adjust	1.9×10^{-2}
85	independ	1.9×10^{-2}
86	cardiopulmonari	1.9×10^{-2}
87	ischem	1.9×10^{-2}
88	enrol	1.9×10^{-2}
89	septal	1.9×10^{-2}
90	mean	1.8×10^{-2}
91	ecg	1.8×10^{-2}
92	procedur	1.8×10^{-2}
93	inhospit	1.8×10^{-2}
94	atherosclerosi	1.7×10^{-2}
95	aorta	1.7×10^{-2}
96	blood	1.7×10^{-2}
97	advers	1.7×10^{-2}
98	tachycardia	1.7×10^{-2}
99	cathet	1.7×10^{-2}
100	day	1.7×10^{-2}

TABLE E.30. Cell and Tissue Engineering

No.	Word	RIG
1	stem	2.4×10^{-1}
2	cell	2×10^{-1}
3	mesenchym	1×10^{-1}
4	pluripot	9.3×10^{-2}
5	differenti	8×10^{-2}
6	tissu	7.5×10^{-2}
7	progenitor	7.2×10^{-2}
8	bone	6.9×10^{-2}
9	embryon	6.6×10^{-2}
10	express	6.3×10^{-2}
11	mscs	6.2×10^{-2}
12	vitro	6.1×10^{-2}
13	cultur	5.9×10^{-2}
14	human	5.3×10^{-2}
15	transplant	5.1×10^{-2}
16	regener	5.1×10^{-2}
17	marrow	5×10^{-2}
18	regen	5×10^{-2}
19	vivo	4.9×10^{-2}
20	prolifer	4.8×10^{-2}
21	stromal	4.8×10^{-2}
22	scaffold	4.7×10^{-2}
23	msc	4.1×10^{-2}
24	lineag	3.8×10^{-2}
25	selfrenew	3.7×10^{-2}
26	induc	3.7×10^{-2}
27	osteogen	3.5×10^{-2}
28	deriv	3.5×10^{-2}
29	ipsc	3.3×10^{-2}
30	fibroblast	3.3×10^{-2}
31	collagen	3.3×10^{-2}
32	reprogram	3.2×10^{-2}
33	gene	2.8×10^{-2}
34	marker	2.8×10^{-2}
35	mous	2.8×10^{-2}
36	therapi	2.8×10^{-2}
37	multipot	2.7×10^{-2}
38	hematopoiet	2.7×10^{-2}
39	engin	2.4×10^{-2}
40	autolog	2.4×10^{-2}
41	esc	2.4×10^{-2}
42	repair	2.3×10^{-2}
43	hesc	2.2×10^{-2}
44	cartilag	2.2×10^{-2}
45	implant	2.2×10^{-2}
46	chondrogen	2.1×10^{-2}
47	oct4	2.1×10^{-2}
48	potenti	2×10^{-2}
49	mice	2×10^{-2}
50	therapeut	2×10^{-2}

No.	Word	RIG
51	growth	1.9×10^{-2}
52	transcript	1.9×10^{-2}
53	cocultur	1.9×10^{-2}
54	extracellular	1.8×10^{-2}
55	factor	1.8×10^{-2}
56	regul	1.8×10^{-2}
57	protein	1.8×10^{-2}
58	sox2	1.8×10^{-2}
59	chondrocyt	1.8×10^{-2}
60	endotheli	1.8×10^{-2}
61	paper	1.7×10^{-2}
62	adipos	1.7×10^{-2}
63	cellular	1.7×10^{-2}
64	nanog	1.7×10^{-2}
65	promot	1.7×10^{-2}
66	phenotyp	1.6×10^{-2}
67	upregul	1.6×10^{-2}
68	fate	1.5×10^{-2}
69	graft	1.5×10^{-2}
70	engraft	1.5×10^{-2}
71	vascular	1.5×10^{-2}
72	osteoblast	1.4×10^{-2}
73	histolog	1.4×10^{-2}
74	neural	1.4×10^{-2}
75	matrix	1.3×10^{-2}
76	neuron	1.3×10^{-2}
77	demonstr	1.3×10^{-2}
78	somat	1.3×10^{-2}
79	cd34	1.2×10^{-2}
80	medicin	1.2×10^{-2}
81	week	1.2×10^{-2}
82	rat	1.2×10^{-2}
83	defect	1.2×10^{-2}
84	cord	1.2×10^{-2}
85	morphogenet	1.2×10^{-2}
86	matur	1.2×10^{-2}
87	microenviron	1.2×10^{-2}
88	seed	1.2×10^{-2}
89	clinic	1.1×10^{-2}
90	format	1.1×10^{-2}
91	embryoid	1.1×10^{-2}
92	adipogen	1.1×10^{-2}
93	function	1.1×10^{-2}
94	biomateri	1.1×10^{-2}
95	hydrogel	1.1×10^{-2}
96	heal	1.1×10^{-2}
97	stimul	1.1×10^{-2}
98	signal	1.1×10^{-2}
99	osteogenesi	1.1×10^{-2}
100	injuri	1.1×10^{-2}

TABLE E.31. Cell Biology

No.	Word	RIG
1	cell	1.7×10^{-1}
2	express	1.1×10^{-1}
3	protein	1×10^{-1}
4	regul	9.5×10^{-2}
5	induc	6.2×10^{-2}
6	inhibit	5.6×10^{-2}
7	pathway	5.3×10^{-2}
8	activ	5.2×10^{-2}
9	mediat	5.2×10^{-2}
10	gene	5.1×10^{-2}
11	transcript	4.6×10^{-2}
12	role	4.4×10^{-2}
13	kinas	4.1×10^{-2}
14	receptor	3.8×10^{-2}
15	prolifer	3.7×10^{-2}
16	signal	3.7×10^{-2}
17	paper	3.6×10^{-2}
18	human	3.5×10^{-2}
19	phosphoryl	3.4×10^{-2}
20	promot	3.4×10^{-2}
21	mice	3.3×10^{-2}
22	bind	3.2×10^{-2}
23	tissu	3.2×10^{-2}
24	apoptosi	3.1×10^{-2}
25	cellular	3×10^{-2}
26	overexpress	3×10^{-2}
27	vivo	3×10^{-2}
28	vitro	2.9×10^{-2}
29	tumor	2.9×10^{-2}
30	cancer	2.9×10^{-2}
31	stem	2.9×10^{-2}
32	target	2.7×10^{-2}
33	mous	2.7×10^{-2}
34	inhibitor	2.6×10^{-2}
35	knockdown	2.4×10^{-2}
36	mechan	2.4×10^{-2}
37	function	2.2×10^{-2}
38	mesenchym	2.1×10^{-2}
39	suggest	2×10^{-2}
40	differenti	2×10^{-2}
41	membran	2×10^{-2}
42	upregul	1.9×10^{-2}
43	method	1.9×10^{-2}
44	therapeut	1.9×10^{-2}
45	stimul	1.9×10^{-2}
46	mrna	1.9×10^{-2}
47	suppress	1.8×10^{-2}
48	mutant	1.8×10^{-2}
49	growth	1.8×10^{-2}
50	epitheli	1.8×10^{-2}

No.	Word	RIG
51	beta	1.7×10^{-2}
52	factor	1.6×10^{-2}
53	extracellular	1.6×10^{-2}
54	downregul	1.6×10^{-2}
55	phenotyp	1.6×10^{-2}
56	mutat	1.5×10^{-2}
57	embryon	1.5×10^{-2}
58	involv	1.5×10^{-2}
59	rna	1.5×10^{-2}
60	dna	1.4×10^{-2}
61	respons	1.4×10^{-2}
62	intracellular	1.4×10^{-2}
63	base	1.4×10^{-2}
64	alpha	1.4×10^{-2}
65	chromatin	1.4×10^{-2}
66	mitochondri	1.4×10^{-2}
67	fibroblast	1.4×10^{-2}
68	akt	1.3×10^{-2}
69	nuclear	1.3×10^{-2}
70	simul	1.3×10^{-2}
71	depend	1.3×10^{-2}
72	play	1.3×10^{-2}
73	silenc	1.3×10^{-2}
74	regulatori	1.3×10^{-2}
75	migrat	1.2×10^{-2}
76	cytokin	1.2×10^{-2}
77	marker	1.2×10^{-2}
78	actin	1.2×10^{-2}
79	associ	1.2×10^{-2}
80	ubiquitin	1.2×10^{-2}
81	cultur	1.2×10^{-2}
82	repress	1.2×10^{-2}
83	progenitor	1.2×10^{-2}
84	neuron	1.2×10^{-2}
85	suppressor	1.2×10^{-2}
86	assay	1.1×10^{-2}
87	alter	1.1×10^{-2}
88	molecular	1.1×10^{-2}
89	secret	1.1×10^{-2}
90	cytoplasm	1.1×10^{-2}
91	inflammatori	1.1×10^{-2}
92	rat	1.1×10^{-2}
93	level	1.1×10^{-2}
94	autophagi	1.1×10^{-2}
95	homeostasi	1.1×10^{-2}
96	diseas	1.1×10^{-2}
97	perform	1.1×10^{-2}
98	endotheli	1.1×10^{-2}
99	demonstr	1.1×10^{-2}
100	temperatur	1.1×10^{-2}

TABLE E.32. Chemistry, Analytical

No.	Word	RIG
1	detect	8.4×10^{-2}
2	chromatographi	8×10^{-2}
3	spectrometri	6.9×10^{-2}
4	sampl	5.3×10^{-2}
5	analyt	4.9×10^{-2}
6	liquid	4.6×10^{-2}
7	sensit	4×10^{-2}
8	limit	3.9×10^{-2}
9	chromatograph	3.7×10^{-2}
10	concentr	3.7×10^{-2}
11	mass	3.6×10^{-2}
12	quantif	3.6×10^{-2}
13	column	3.5×10^{-2}
14	linear	3.2×10^{-2}
15	recoveri	3.1×10^{-2}
16	rang	3×10^{-2}
17	separ	2.8×10^{-2}
18	extract	2.8×10^{-2}
19	acid	2.7×10^{-2}
20	ion	2.6×10^{-2}
21	elut	2.5×10^{-2}
22	lod	2.5×10^{-2}
23	electrospray	2.5×10^{-2}
24	electrod	2.4×10^{-2}
25	ioniz	2.3×10^{-2}
26	hplc	2.3×10^{-2}
27	determin	2.2×10^{-2}
28	acetonitril	2.2×10^{-2}
29	tandem	2.2×10^{-2}
30	sensor	2.2×10^{-2}
31	rsd	2.1×10^{-2}
32	compound	2×10^{-2}
33	electrochem	1.9×10^{-2}
34	interday	1.9×10^{-2}
35	fluoresc	1.9×10^{-2}
36	biosensor	1.8×10^{-2}
37	appli	1.8×10^{-2}
38	immobil	1.8×10^{-2}
39	method	1.8×10^{-2}
40	calibr	1.7×10^{-2}
41	prepar	1.7×10^{-2}
42	precis	1.6×10^{-2}
43	min	1.6×10^{-2}
44	select	1.6×10^{-2}
45	microextract	1.6×10^{-2}
46	phase	1.5×10^{-2}
47	preconcentr	1.5×10^{-2}
48	spike	1.5×10^{-2}
49	assay	1.4×10^{-2}
50	standard	1.4×10^{-2}

No.	Word	RIG
51	label	1.4×10^{-2}
52	simpl	1.4×10^{-2}
53	voltammetri	1.3×10^{-2}
54	use	1.3×10^{-2}
55	microfluid	1.3×10^{-2}
56	solvent	1.3×10^{-2}
57	methanol	1.3×10^{-2}
58	esi	1.3×10^{-2}
59	gold	1.2×10^{-2}
60	monitor	1.2×10^{-2}
61	conclus	1.2×10^{-2}
62	success	1.2×10^{-2}
63	develop	1.2×10^{-2}
64	rapid	1.2×10^{-2}
65	quadrupol	1.2×10^{-2}
66	derivat	1.2×10^{-2}
67	capillari	1.2×10^{-2}
68	buffer	1.2×10^{-2}
69	loq	1.2×10^{-2}
70	reproduc	1.2×10^{-2}
71	nanoparticl	1.1×10^{-2}
72	spe	1.1×10^{-2}
73	urin	1.1×10^{-2}
74	deviat	1.1×10^{-2}
75	aqueous	1.1×10^{-2}
76	quantit	1.1×10^{-2}
77	water	1.1×10^{-2}
78	c18	1.1×10^{-2}
79	metabolit	1.1×10^{-2}
80	probe	1.1×10^{-2}
81	simultan	1×10^{-2}
82	patient	1×10^{-2}
83	spectromet	1×10^{-2}
84	reaction	1×10^{-2}
85	chemic	9.8×10^{-3}
86	mixtur	9.7×10^{-3}
87	valid	9.6×10^{-3}
88	glassi	9.1×10^{-3}
89	good	9×10^{-3}
90	high	8.9×10^{-3}
91	solid	8.8×10^{-3}
92	associ	8.7×10^{-3}
93	solut	8.7×10^{-3}
94	gas	8.5×10^{-3}
95	year	8.5×10^{-3}
96	spectroscopi	8.5×10^{-3}
97	reagent	8.5×10^{-3}
98	coupl	8.4×10^{-3}
99	obtain	8.4×10^{-3}
100	analysi	8.3×10^{-3}

TABLE E.33. Chemistry, Applied

No.	Word	RIG
1	acid	3.9×10^{-2}
2	prepar	2.3×10^{-2}
3	compound	2.3×10^{-2}
4	patient	1.9×10^{-2}
5	catalyst	1.8×10^{-2}
6	content	1.8×10^{-2}
7	oil	1.8×10^{-2}
8	chromatographi	1.8×10^{-2}
9	antioxid	1.8×10^{-2}
10	reaction	1.7×10^{-2}
11	phenol	1.6×10^{-2}
12	nmr	1.5×10^{-2}
13	food	1.5×10^{-2}
14	polysaccharid	1.5×10^{-2}
15	co2	1.4×10^{-2}
16	extract	1.4×10^{-2}
17	concentr	1.4×10^{-2}
18	paper	1.3×10^{-2}
19	starch	1.2×10^{-2}
20	product	1.2×10^{-2}
21	degre	1.1×10^{-2}
22	aqueous	1.1×10^{-2}
23	activ	1.1×10^{-2}
24	chemic	1.1×10^{-2}
25	adsorpt	1.1×10^{-2}
26	solvent	1.1×10^{-2}
27	properti	1.1×10^{-2}
28	water	1×10^{-2}
29	solubl	9.9×10^{-3}
30	spectroscopi	9.8×10^{-3}
31	catalyt	9.5×10^{-3}
32	synthes	9.2×10^{-3}
33	dpph	8.8×10^{-3}
34	cellulos	8.8×10^{-3}
35	hplc	8.7×10^{-3}
36	oxid	8.7×10^{-3}
37	clinic	8.5×10^{-3}
38	temperatur	8.5×10^{-3}
39	composit	8.4×10^{-3}
40	yield	8.4×10^{-3}
41	ftir	8.3×10^{-3}
42	conclus	8.2×10^{-3}
43	storag	8.2×10^{-3}
44	gel	8.2×10^{-3}
45	associ	8.1×10^{-3}
46	spectrometri	8×10^{-3}
47	scaveng	8×10^{-3}
48	year	7.8×10^{-3}
49	hydrolysi	7.8×10^{-3}
50	propos	7.7×10^{-3}

No.	Word	RIG
51	contain	7.5×10^{-3}
52	algorithm	7.4×10^{-3}
53	chitosan	7.3×10^{-3}
54	problem	7.3×10^{-3}
55	zeolit	7.1×10^{-3}
56	liquid	7×10^{-3}
57	fatti	6.9×10^{-3}
58	gas	6.7×10^{-3}
59	synthesi	6.7×10^{-3}
60	radic	6.6×10^{-3}
61	outcom	6.5×10^{-3}
62	polyphenol	6.5×10^{-3}
63	ethanol	6.4×10^{-3}
64	amin	6.4×10^{-3}
65	emuls	6.4×10^{-3}
66	ester	6.3×10^{-3}
67	amount	6.3×10^{-3}
68	fruit	6.3×10^{-3}
69	comput	6.2×10^{-3}
70	age	5.9×10^{-3}
71	acet	5.8×10^{-3}
72	carbon	5.8×10^{-3}
73	methyl	5.7×10^{-3}
74	sem	5.7×10^{-3}
75	dri	5.6×10^{-3}
76	flavonoid	5.6×10^{-3}
77	object	5.6×10^{-3}
78	infrar	5.5×10^{-3}
79	beta	5.5×10^{-3}
80	sugar	5.4×10^{-3}
81	anthocyanin	5.4×10^{-3}
82	find	5.3×10^{-3}
83	sodium	5.3×10^{-3}
84	particip	5.2×10^{-3}
85	mesopor	5.2×10^{-3}
86	data	5.2×10^{-3}
87	xrd	5.1×10^{-3}
88	bioactiv	5.1×10^{-3}
89	mixtur	5.1×10^{-3}
90	isol	5.1×10^{-3}
91	character	5×10^{-3}
92	physicochem	5×10^{-3}
93	stabil	5×10^{-3}
94	microscopi	4.9×10^{-3}
95	model	4.9×10^{-3}
96	set	4.8×10^{-3}
97	viscos	4.8×10^{-3}
98	surfact	4.8×10^{-3}
99	pore	4.7×10^{-3}
100	glycosid	4.7×10^{-3}

TABLE E.34. Chemistry, Inorganic and Nuclear

No.	Word	RIG
1	ligand	1.5×10^{-1}
2	ray	1.1×10^{-1}
3	crystal	9.7×10^{-2}
4	complex	9.5×10^{-2}
5	coordin	8.4×10^{-2}
6	synthes	8.2×10^{-2}
7	diffract	6.8×10^{-2}
8	reaction	6.6×10^{-2}
9	compound	6.1×10^{-2}
10	dot	5.8×10^{-2}
11	bis	5.6×10^{-2}
12	h2o	5.3×10^{-2}
13	structur	5.3×10^{-2}
14	center	5.1×10^{-2}
15	nmr	5.1×10^{-2}
16	bond	5×10^{-2}
17	character	4.9×10^{-2}
18	metal	4.6×10^{-2}
19	spectroscopi	3.6×10^{-2}
20	ion	3.4×10^{-2}
21	atom	3.3×10^{-2}
22	anion	3.2×10^{-2}
23	bridg	2.8×10^{-2}
24	pyridin	2.7×10^{-2}
25	dft	2.6×10^{-2}
26	dinuclear	2.6×10^{-2}
27	cation	2.4×10^{-2}
28	crystallographi	2.4×10^{-2}
29	prepar	2.3×10^{-2}
30	paper	2.3×10^{-2}
31	octahedr	2.2×10^{-2}
32	hydrogen	2.1×10^{-2}
33	singl	2.1×10^{-2}
34	conclus	2×10^{-2}
35	chelate	2×10^{-2}
36	angstrom	2×10^{-2}
37	vis	2×10^{-2}
38	bipyridin	1.9×10^{-2}
39	afford	1.9×10^{-2}
40	iii	1.9×10^{-2}
41	patient	1.8×10^{-2}
42	solid	1.8×10^{-2}
43	bident	1.8×10^{-2}
44	spectroscop	1.8×10^{-2}
45	luminesc	1.7×10^{-2}
46	monoclin	1.7×10^{-2}
47	acid	1.6×10^{-2}
48	eta	1.6×10^{-2}
49	electron	1.6×10^{-2}
50	hydrotherm	1.6×10^{-2}

No.	Word	RIG
51	spectra	1.6×10^{-2}
52	synthesi	1.6×10^{-2}
53	catalyt	1.5×10^{-2}
54	pyridyl	1.5×10^{-2}
55	supramolecular	1.5×10^{-2}
56	trident	1.5×10^{-2}
57	clo4	1.5×10^{-2}
58	antiferromagnet	1.5×10^{-2}
59	moieti	1.5×10^{-2}
60	substitut	1.4×10^{-2}
61	distort	1.4×10^{-2}
62	salt	1.4×10^{-2}
63	react	1.4×10^{-2}
64	pph3	1.4×10^{-2}
65	result	1.4×10^{-2}
66	substitu	1.4×10^{-2}
67	element	1.4×10^{-2}
68	ruthenium	1.4×10^{-2}
69	mononuclear	1.4×10^{-2}
70	model	1.4×10^{-2}
71	schiff	1.3×10^{-2}
72	develop	1.3×10^{-2}
73	dimer	1.3×10^{-2}
74	object	1.3×10^{-2}
75	ring	1.3×10^{-2}
76	yield	1.3×10^{-2}
77	catalyst	1.3×10^{-2}
78	trigon	1.3×10^{-2}
79	phenyl	1.3×10^{-2}
80	copper	1.3×10^{-2}
81	solvent	1.3×10^{-2}
82	year	1.3×10^{-2}
83	thf	1.2×10^{-2}
84	imidazol	1.2×10^{-2}
85	pf6	1.2×10^{-2}
86	carboxyl	1.2×10^{-2}
87	phenanthrolin	1.2×10^{-2}
88	oxid	1.2×10^{-2}
89	phosphin	1.2×10^{-2}
90	powder	1.2×10^{-2}
91	methyl	1.2×10^{-2}
92	trinuclear	1.2×10^{-2}
93	associ	1.2×10^{-2}
94	molecul	1.2×10^{-2}
95	steric	1.1×10^{-2}
96	geometri	1.1×10^{-2}
97	phen	1.1×10^{-2}
98	format	1.1×10^{-2}
99	problem	1.1×10^{-2}
100	crystallograph	1.1×10^{-2}

TABLE E.35. Chemistry, Medicinal

No.	Word	RIG
1	compound	1.8×10^{-1}
2	activ	9.1×10^{-2}
3	potent	8×10^{-2}
4	ic50	7.5×10^{-2}
5	inhibit	5.3×10^{-2}
6	inhibitor	5.2×10^{-2}
7	drug	5×10^{-2}
8	cytotox	4.7×10^{-2}
9	inhibitori	4.6×10^{-2}
10	vitro	4×10^{-2}
11	synthes	3.8×10^{-2}
12	ethnopharmacolog	3.7×10^{-2}
13	cell	3.4×10^{-2}
14	dock	3.2×10^{-2}
15	nmr	3.1×10^{-2}
16	potenc	3×10^{-2}
17	isol	3×10^{-2}
18	assay	2.9×10^{-2}
19	paper	2.7×10^{-2}
20	bind	2.6×10^{-2}
21	seri	2.6×10^{-2}
22	deriv	2.5×10^{-2}
23	spectroscop	2.5×10^{-2}
24	medicin	2.4×10^{-2}
25	acid	2.1×10^{-2}
26	structur	2×10^{-2}
27	anticanc	2×10^{-2}
28	analogu	2×10^{-2}
29	cancer	1.9×10^{-2}
30	moieti	1.8×10^{-2}
31	antiprolif	1.8×10^{-2}
32	agent	1.8×10^{-2}
33	exhibit	1.7×10^{-2}
34	human	1.6×10^{-2}
35	screen	1.5×10^{-2}
36	elucid	1.5×10^{-2}
37	pharmacophor	1.5×10^{-2}
38	extract	1.5×10^{-2}
39	vivo	1.4×10^{-2}
40	novel	1.4×10^{-2}
41	antiinflamatori	1.4×10^{-2}
42	molecul	1.3×10^{-2}
43	beta	1.3×10^{-2}
44	antibacteri	1.3×10^{-2}
45	line	1.3×10^{-2}
46	enzym	1.3×10^{-2}
47	rat	1.3×10^{-2}
48	hydroxi	1.3×10^{-2}
49	substitut	1.3×10^{-2}
50	ligand	1.3×10^{-2}

No.	Word	RIG
51	new	1.3×10^{-2}
52	bioactiv	1.2×10^{-2}
53	alkaloid	1.2×10^{-2}
54	receptor	1.2×10^{-2}
55	scaffold	1.2×10^{-2}
56	discoveri	1.2×10^{-2}
57	affin	1.2×10^{-2}
58	mcf	1.2×10^{-2}
59	antioxid	1.1×10^{-2}
60	synthesi	1.1×10^{-2}
61	target	1.1×10^{-2}
62	pharmacokinet	1.1×10^{-2}
63	propos	1.1×10^{-2}
64	pharmacolog	1.1×10^{-2}
65	oral	1.1×10^{-2}
66	substitu	1.1×10^{-2}
67	therapeut	1.1×10^{-2}
68	methyl	1.1×10^{-2}
69	biolog	1.1×10^{-2}
70	induc	1.1×10^{-2}
71	evalu	1×10^{-2}
72	molecular	1×10^{-2}
73	sar	1×10^{-2}
74	antitumor	1×10^{-2}
75	alpha	1×10^{-2}
76	chemic	1×10^{-2}
77	a549	1×10^{-2}
78	protein	9.8×10^{-3}
79	dose	9.7×10^{-3}
80	nanomolar	9.7×10^{-3}
81	known	9.6×10^{-3}
82	qsar	9.6×10^{-3}
83	toxic	9.3×10^{-3}
84	micromolar	9.3×10^{-3}
85	metabolit	9.2×10^{-3}
86	phenyl	9.1×10^{-3}
87	glycosid	9.1×10^{-3}
88	select	9.1×10^{-3}
89	ring	9×10^{-3}
90	mic	8.9×10^{-3}
91	promis	8.9×10^{-3}
92	hplc	8.7×10^{-3}
93	oper	8.6×10^{-3}
94	phytochem	8.5×10^{-3}
95	flavonoid	8.4×10^{-3}
96	herbal	8.4×10^{-3}
97	amino	8.3×10^{-3}
98	hela	8.1×10^{-3}
99	antimicrobi	7.8×10^{-3}
100	measur	7.6×10^{-3}

TABLE E.36. Chemistry, Multidisciplinary

No.	Word	RIG
1	reaction	4×10^{-2}
2	synthes	3.8×10^{-2}
3	nanoparticl	2.7×10^{-2}
4	catalyst	2.5×10^{-2}
5	synthesi	2.5×10^{-2}
6	prepar	2.4×10^{-2}
7	paper	2.4×10^{-2}
8	patient	2.2×10^{-2}
9	conclus	2.1×10^{-2}
10	bond	2×10^{-2}
11	compound	2×10^{-2}
12	acid	1.9×10^{-2}
13	molecul	1.9×10^{-2}
14	electron	1.8×10^{-2}
15	solvent	1.8×10^{-2}
16	oxid	1.7×10^{-2}
17	spectroscopi	1.7×10^{-2}
18	ligand	1.6×10^{-2}
19	structur	1.6×10^{-2}
20	metal	1.6×10^{-2}
21	year	1.5×10^{-2}
22	catalyt	1.5×10^{-2}
23	crystal	1.5×10^{-2}
24	object	1.5×10^{-2}
25	aqueous	1.5×10^{-2}
26	nmr	1.4×10^{-2}
27	chemic	1.4×10^{-2}
28	ray	1.4×10^{-2}
29	hydrogen	1.4×10^{-2}
30	age	1.3×10^{-2}
31	polym	1.3×10^{-2}
32	atom	1.3×10^{-2}
33	ion	1.2×10^{-2}
34	selfassembl	1.2×10^{-2}
35	associ	1.2×10^{-2}
36	catalyz	1.1×10^{-2}
37	exhibit	1.1×10^{-2}
38	surfac	1.1×10^{-2}
39	result	1.1×10^{-2}
40	background	1.1×10^{-2}
41	data	1.1×10^{-2}
42	diffract	1.1×10^{-2}
43	assess	1×10^{-2}
44	risk	1×10^{-2}
45	problem	9.9×10^{-3}
46	properti	9.9×10^{-3}
47	adsorpt	9.8×10^{-3}
48	molecular	9.8×10^{-3}
49	dot	9.7×10^{-3}
50	microscopi	9.6×10^{-3}

No.	Word	RIG
51	excel	9.6×10^{-3}
52	yield	9.5×10^{-3}
53	bis	9.5×10^{-3}
54	electrochem	9.3×10^{-3}
55	carbon	9.2×10^{-3}
56	nanostructur	9.2×10^{-3}
57	graphen	9.2×10^{-3}
58	manag	9.1×10^{-3}
59	anion	9.1×10^{-3}
60	aim	9×10^{-3}
61	format	8.7×10^{-3}
62	cation	8.6×10^{-3}
63	fluoresc	8.5×10^{-3}
64	algorithm	8.5×10^{-3}
65	clinic	8.5×10^{-3}
66	model	8.1×10^{-3}
67	stabil	8.1×10^{-3}
68	supramolecular	8.1×10^{-3}
69	propos	8×10^{-3}
70	poli	8×10^{-3}
71	moieti	7.9×10^{-3}
72	outcom	7.8×10^{-3}
73	inform	7.7×10^{-3}
74	charg	7.7×10^{-3}
75	may	7.7×10^{-3}
76	amin	7.5×10^{-3}
77	case	7.4×10^{-3}
78	herein	7.4×10^{-3}
79	chemistri	7.4×10^{-3}
80	ionic	7.2×10^{-3}
81	aryl	7.2×10^{-3}
82	dft	7.1×10^{-3}
83	level	6.9×10^{-3}
84	aromat	6.9×10^{-3}
85	particip	6.9×10^{-3}
86	consid	6.8×10^{-3}
87	fabric	6.8×10^{-3}
88	substitut	6.7×10^{-3}
89	character	6.6×10^{-3}
90	popul	6.6×10^{-3}
91	conjug	6.5×10^{-3}
92	alkyl	6.5×10^{-3}
93	research	6.4×10^{-3}
94	social	6.4×10^{-3}
95	substitu	6.4×10^{-3}
96	polymer	6.3×10^{-3}
97	dye	6.3×10^{-3}
98	temperatur	6.3×10^{-3}
99	tem	6.2×10^{-3}
100	studi	6.1×10^{-3}

TABLE E.37. Chemistry, Organic

No.	Word	RIG
1	reaction	1.1×10^{-1}
2	synthesi	8.4×10^{-2}
3	catalyz	6×10^{-2}
4	yield	5.7×10^{-2}
5	compound	5.6×10^{-2}
6	aryl	4.8×10^{-2}
7	synthes	4.7×10^{-2}
8	substitut	4.5×10^{-2}
9	result	3.4×10^{-2}
10	cycliz	3.4×10^{-2}
11	nmr	3.3×10^{-2}
12	paper	3×10^{-2}
13	afford	2.9×10^{-2}
14	catalyst	2.9×10^{-2}
15	deriv	2.9×10^{-2}
16	acid	2.8×10^{-2}
17	ring	2.8×10^{-2}
18	amin	2.7×10^{-2}
19	regioselect	2.6×10^{-2}
20	alkyl	2.5×10^{-2}
21	bond	2.4×10^{-2}
22	moiety	2.4×10^{-2}
23	aldehyd	2.4×10^{-2}
24	heterocycl	2.3×10^{-2}
25	intramolecular	2.3×10^{-2}
26	stereoselect	2.3×10^{-2}
27	chiral	2.3×10^{-2}
28	substitu	2.3×10^{-2}
29	enantioselect	2.3×10^{-2}
30	conclus	2.3×10^{-2}
31	pot	2.2×10^{-2}
32	aromat	2.1×10^{-2}
33	alkyn	2×10^{-2}
34	patient	2×10^{-2}
35	cycloaddit	2×10^{-2}
36	nucleophil	1.9×10^{-2}
37	synthet	1.9×10^{-2}
38	ligand	1.9×10^{-2}
39	prepar	1.9×10^{-2}
40	keton	1.9×10^{-2}
41	palladium	1.8×10^{-2}
42	model	1.8×10^{-2}
43	diastereoselect	1.8×10^{-2}
44	allyl	1.7×10^{-2}
45	ester	1.7×10^{-2}
46	reagent	1.7×10^{-2}
47	measur	1.7×10^{-2}
48	studi	1.6×10^{-2}
49	increas	1.6×10^{-2}
50	amino	1.6×10^{-2}

No.	Word	RIG
51	object	1.5×10^{-2}
52	bis	1.5×10^{-2}
53	catalyt	1.5×10^{-2}
54	data	1.5×10^{-2}
55	year	1.5×10^{-2}
56	perform	1.4×10^{-2}
57	associ	1.4×10^{-2}
58	methyl	1.4×10^{-2}
59	proceed	1.3×10^{-2}
60	amid	1.3×10^{-2}
61	excel	1.3×10^{-2}
62	phenyl	1.3×10^{-2}
63	benzyl	1.3×10^{-2}
64	mild	1.2×10^{-2}
65	age	1.2×10^{-2}
66	assess	1.2×10^{-2}
67	background	1.2×10^{-2}
68	simul	1.2×10^{-2}
69	compar	1.2×10^{-2}
70	differ	1.2×10^{-2}
71	intermedi	1.2×10^{-2}
72	signific	1.2×10^{-2}
73	level	1.2×10^{-2}
74	dure	1.2×10^{-2}
75	disubstitut	1.2×10^{-2}
76	may	1.2×10^{-2}
77	problem	1.2×10^{-2}
78	alken	1.1×10^{-2}
79	good	1.1×10^{-2}
80	pyridin	1.1×10^{-2}
81	propos	1.1×10^{-2}
82	react	1.1×10^{-2}
83	present	1.1×10^{-2}
84	aim	1.1×10^{-2}
85	find	1.1×10^{-2}
86	analogu	1.1×10^{-2}
87	indol	1.1×10^{-2}
88	alpha	1.1×10^{-2}
89	michael	1.1×10^{-2}
90	howev	1.1×10^{-2}
91	solvent	1.1×10^{-2}
92	inform	1.1×10^{-2}
93	factor	1×10^{-2}
94	seri	1×10^{-2}
95	carboxyl	1×10^{-2}
96	sampl	1×10^{-2}
97	potent	1×10^{-2}
98	algorithm	1×10^{-2}
99	beta	1×10^{-2}
100	olefin	1×10^{-2}

TABLE E.38. Chemistry, Physical

No.	Word	RIG
1	electron	4.6×10^{-2}
2	surf	4.3×10^{-2}
3	catalyst	3.9×10^{-2}
4	spectroscopi	3.6×10^{-2}
5	temperatur	3.1×10^{-2}
6	reaction	3.1×10^{-2}
7	hydrogen	3.1×10^{-2}
8	atom	2.9×10^{-2}
9	energi	2.9×10^{-2}
10	molecul	2.8×10^{-2}
11	oxid	2.7×10^{-2}
12	structur	2.7×10^{-2}
13	patient	2.7×10^{-2}
14	charg	2.7×10^{-2}
15	conclus	2.7×10^{-2}
16	adsorpt	2.6×10^{-2}
17	nanoparticl	2.6×10^{-2}
18	prepar	2.5×10^{-2}
19	ion	2.5×10^{-2}
20	properti	2.4×10^{-2}
21	catalyt	2.4×10^{-2}
22	densiti	2.3×10^{-2}
23	ray	2.3×10^{-2}
24	bond	2.2×10^{-2}
25	synthes	2.1×10^{-2}
26	electrochem	2.1×10^{-2}
27	metal	2×10^{-2}
28	paper	2×10^{-2}
29	carbon	1.9×10^{-2}
30	chemic	1.8×10^{-2}
31	diffract	1.8×10^{-2}
32	molecular	1.7×10^{-2}
33	xrd	1.7×10^{-2}
34	microscopi	1.7×10^{-2}
35	year	1.7×10^{-2}
36	format	1.6×10^{-2}
37	calcul	1.6×10^{-2}
38	stabil	1.6×10^{-2}
39	solvent	1.5×10^{-2}
40	adsorb	1.5×10^{-2}
41	aqueous	1.5×10^{-2}
42	electrod	1.5×10^{-2}
43	electrolyt	1.5×10^{-2}
44	object	1.5×10^{-2}
45	graphen	1.5×10^{-2}
46	ionic	1.5×10^{-2}
47	film	1.5×10^{-2}
48	background	1.5×10^{-2}
49	clinic	1.4×10^{-2}
50	materi	1.4×10^{-2}

No.	Word	RIG
51	spectra	1.3×10^{-2}
52	exhibit	1.3×10^{-2}
53	photoelectron	1.3×10^{-2}
54	phase	1.3×10^{-2}
55	dft	1.3×10^{-2}
56	tio2	1.3×10^{-2}
57	crystal	1.3×10^{-2}
58	risk	1.3×10^{-2}
59	xps	1.3×10^{-2}
60	cation	1.3×10^{-2}
61	dope	1.2×10^{-2}
62	diseas	1.2×10^{-2}
63	polym	1.2×10^{-2}
64	absorpt	1.2×10^{-2}
65	kinet	1.2×10^{-2}
66	solid	1.2×10^{-2}
67	assess	1.2×10^{-2}
68	composit	1.2×10^{-2}
69	layer	1.2×10^{-2}
70	liquid	1.1×10^{-2}
71	thermodynam	1.1×10^{-2}
72	particl	1.1×10^{-2}
73	age	1.1×10^{-2}
74	raman	1.1×10^{-2}
75	mol	1.1×10^{-2}
76	tem	1.1×10^{-2}
77	associ	1.1×10^{-2}
78	mesopor	1.1×10^{-2}
79	water	1×10^{-2}
80	aim	1×10^{-2}
81	photocatalyt	1×10^{-2}
82	nanostructur	1×10^{-2}
83	lithium	1×10^{-2}
84	dispers	9.9×10^{-3}
85	oxygen	9.9×10^{-3}
86	transit	9.8×10^{-3}
87	crystallin	9.8×10^{-3}
88	surfact	9.5×10^{-3}
89	thermal	9.5×10^{-3}
90	deposit	9.4×10^{-3}
91	anod	9×10^{-3}
92	outcom	9×10^{-3}
93	nanotub	9×10^{-3}
94	problem	8.9×10^{-3}
95	degre	8.9×10^{-3}
96	solut	8.9×10^{-3}
97	gene	8.9×10^{-3}
98	character	8.8×10^{-3}
99	express	8.8×10^{-3}
100	manag	8.8×10^{-3}

TABLE E.39. Classics

No.	Word	RIG
1	greek	9.3×10^{-2}
2	roman	9.3×10^{-2}
3	argu	6.7×10^{-2}
4	ancient	6.3×10^{-2}
5	poet	6.2×10^{-2}
6	literari	5.6×10^{-2}
7	poem	5.4×10^{-2}
8	result	5.2×10^{-2}
9	text	4.9×10^{-2}
10	poetri	4.9×10^{-2}
11	poetic	4.7×10^{-2}
12	cicero	4.7×10^{-2}
13	articl	4.4×10^{-2}
14	scholar	4.4×10^{-2}
15	narrat	3.7×10^{-2}
16	centuri	3.7×10^{-2}
17	epic	3.6×10^{-2}
18	read	3.4×10^{-2}
19	horac	3.4×10^{-2}
20	rome	3.3×10^{-2}
21	book	3.2×10^{-2}
22	sophocl	3.2×10^{-2}
23	euripid	3.1×10^{-2}
24	passag	3×10^{-2}
25	plutarch	2.9×10^{-2}
26	method	2.8×10^{-2}
27	divin	2.8×10^{-2}
28	studi	2.7×10^{-2}
29	allus	2.7×10^{-2}
30	homer	2.6×10^{-2}
31	interpret	2.5×10^{-2}
32	plato	2.4×10^{-2}
33	polit	2.4×10^{-2}
34	orat	2.3×10^{-2}
35	athenian	2.3×10^{-2}
36	rhetor	2.3×10^{-2}
37	data	2.3×10^{-2}
38	hellenist	2.2×10^{-2}
39	tragedi	2.1×10^{-2}
40	stori	2.1×10^{-2}
41	antiqu	2.1×10^{-2}
42	effect	2.1×10^{-2}
43	aeschylus	1.9×10^{-2}
44	socrat	1.9×10^{-2}
45	aenea	1.9×10^{-2}
46	thucydid	1.9×10^{-2}
47	myth	1.9×10^{-2}
48	use	1.9×10^{-2}
49	increas	1.8×10^{-2}
50	scholarship	1.8×10^{-2}

No.	Word	RIG
51	iota	1.8×10^{-2}
52	base	1.8×10^{-2}
53	author	1.8×10^{-2}
54	upsilon	1.8×10^{-2}
55	word	1.8×10^{-2}
56	historian	1.8×10^{-2}
57	system	1.7×10^{-2}
58	vers	1.7×10^{-2}
59	hesiod	1.7×10^{-2}
60	recept	1.7×10^{-2}
61	tradit	1.7×10^{-2}
62	athen	1.7×10^{-2}
63	epigram	1.6×10^{-2}
64	omicron	1.6×10^{-2}
65	audienc	1.6×10^{-2}
66	war	1.6×10^{-2}
67	ovid	1.6×10^{-2}
68	bce	1.5×10^{-2}
69	god	1.5×10^{-2}
70	philosoph	1.5×10^{-2}
71	famous	1.5×10^{-2}
72	measur	1.5×10^{-2}
73	high	1.5×10^{-2}
74	charact	1.5×10^{-2}
75	caesar	1.5×10^{-2}
76	augustus	1.4×10^{-2}
77	argument	1.4×10^{-2}
78	latin	1.4×10^{-2}
79	aristophan	1.4×10^{-2}
80	scipio	1.4×10^{-2}
81	imperi	1.4×10^{-2}
82	inscript	1.4×10^{-2}
83	intertextu	1.4×10^{-2}
84	higher	1.4×10^{-2}
85	low	1.4×10^{-2}
86	patient	1.3×10^{-2}
87	compar	1.3×10^{-2}
88	test	1.3×10^{-2}
89	evalu	1.3×10^{-2}
90	antigon	1.3×10^{-2}
91	herodotus	1.3×10^{-2}
92	cell	1.3×10^{-2}
93	imit	1.2×10^{-2}
94	figur	1.2×10^{-2}
95	rate	1.2×10^{-2}
96	histori	1.2×10^{-2}
97	emperor	1.2×10^{-2}
98	dialogu	1.2×10^{-2}
99	histor	1.2×10^{-2}
100	hero	1.2×10^{-2}

TABLE E.40. Clinical Neurology

No.	Word	RIG
1	patient	1.6×10^{-1}
2	conclus	9.2×10^{-2}
3	clinic	6.6×10^{-2}
4	brain	5.9×10^{-2}
5	neurolog	4.6×10^{-2}
6	background	4.5×10^{-2}
7	object	4.1×10^{-2}
8	symptom	4.1×10^{-2}
9	age	3.9×10^{-2}
10	epilepsi	3.7×10^{-2}
11	disord	3.7×10^{-2}
12	spinal	3.7×10^{-2}
13	cerebr	3.7×10^{-2}
14	score	3.6×10^{-2}
15	seizur	3.6×10^{-2}
16	outcom	3.4×10^{-2}
17	year	3.2×10^{-2}
18	paper	3.1×10^{-2}
19	associ	3.1×10^{-2}
20	method	3×10^{-2}
21	stroke	3×10^{-2}
22	diseas	2.9×10^{-2}
23	treatment	2.9×10^{-2}
24	mri	2.7×10^{-2}
25	intracrani	2.7×10^{-2}
26	underw	2.7×10^{-2}
27	cognit	2.7×10^{-2}
28	assess	2.7×10^{-2}
29	pain	2.6×10^{-2}
30	month	2.6×10^{-2}
31	onset	2.5×10^{-2}
32	retrospect	2.4×10^{-2}
33	sclerosi	2.4×10^{-2}
34	surgeri	2.4×10^{-2}
35	signific	2.3×10^{-2}
36	impair	2.2×10^{-2}
37	deficit	2.1×10^{-2}
38	motor	2.1×10^{-2}
39	surgic	2.1×10^{-2}
40	disabl	2.1×10^{-2}
41	follow	2.1×10^{-2}
42	sleep	2×10^{-2}
43	studi	2×10^{-2}
44	hemorrhag	2×10^{-2}
45	nerv	1.9×10^{-2}
46	parkinson	1.9×10^{-2}
47	diagnosi	1.9×10^{-2}
48	lesion	1.8×10^{-2}
49	may	1.8×10^{-2}
50	syndrom	1.8×10^{-2}

No.	Word	RIG
51	depress	1.8×10^{-2}
52	result	1.8×10^{-2}
53	spine	1.7×10^{-2}
54	posterior	1.7×10^{-2}
55	lumbar	1.7×10^{-2}
56	group	1.7×10^{-2}
57	healthi	1.7×10^{-2}
58	ischem	1.6×10^{-2}
59	postop	1.6×10^{-2}
60	injuri	1.6×10^{-2}
61	cortic	1.6×10^{-2}
62	cohort	1.6×10^{-2}
63	medic	1.6×10^{-2}
64	neuropsycholog	1.5×10^{-2}
65	headach	1.5×10^{-2}
66	dementia	1.5×10^{-2}
67	propos	1.5×10^{-2}
68	treat	1.5×10^{-2}
69	anterior	1.4×10^{-2}
70	abnorm	1.4×10^{-2}
71	acut	1.4×10^{-2}
72	prospect	1.4×10^{-2}
73	report	1.4×10^{-2}
74	cord	1.4×10^{-2}
75	risk	1.4×10^{-2}
76	review	1.4×10^{-2}
77	baselin	1.4×10^{-2}
78	aneurysm	1.3×10^{-2}
79	consecut	1.3×10^{-2}
80	imag	1.3×10^{-2}
81	includ	1.3×10^{-2}
82	diagnos	1.3×10^{-2}
83	arteri	1.3×10^{-2}
84	simul	1.3×10^{-2}
85	alzheim	1.3×10^{-2}
86	temperatur	1.3×10^{-2}
87	cerebrospin	1.2×10^{-2}
88	cortex	1.2×10^{-2}
89	subject	1.2×10^{-2}
90	subarachnoid	1.2×10^{-2}
91	particip	1.2×10^{-2}
92	bilater	1.1×10^{-2}
93	traumat	1.1×10^{-2}
94	therapi	1.1×10^{-2}
95	frontal	1.1×10^{-2}
96	patholog	1.1×10^{-2}
97	complic	1.1×10^{-2}
98	adult	1.1×10^{-2}
99	eeg	1×10^{-2}
100	energi	1×10^{-2}

TABLE E.41. Communication

No.	Word	RIG
1	media	1×10^{-1}
2	news	6.7×10^{-2}
3	social	6×10^{-2}
4	communic	5.6×10^{-2}
5	articl	5.5×10^{-2}
6	polit	5.2×10^{-2}
7	journalist	4.7×10^{-2}
8	discours	4.6×10^{-2}
9	public	4.3×10^{-2}
10	audienc	3.5×10^{-2}
11	televis	3.4×10^{-2}
12	onlin	3.1×10^{-2}
13	argu	3×10^{-2}
14	newspap	2.9×10^{-2}
15	method	2.3×10^{-2}
16	examin	2.3×10^{-2}
17	research	2.2×10^{-2}
18	engag	2.2×10^{-2}
19	advertis	2.1×10^{-2}
20	narrat	2×10^{-2}
21	journal	1.9×10^{-2}
22	discurs	1.8×10^{-2}
23	draw	1.8×10^{-2}
24	citizen	1.7×10^{-2}
25	messag	1.6×10^{-2}
26	internet	1.6×10^{-2}
27	cultur	1.6×10^{-2}
28	stori	1.6×10^{-2}
29	peopl	1.5×10^{-2}
30	attitud	1.5×10^{-2}
31	rhetor	1.5×10^{-2}
32	cell	1.5×10^{-2}
33	interview	1.5×10^{-2}
34	context	1.5×10^{-2}
35	nation	1.4×10^{-2}
36	practic	1.4×10^{-2}
37	implic	1.4×10^{-2}
38	scholar	1.4×10^{-2}
39	perceiv	1.3×10^{-2}
40	result	1.3×10^{-2}
41	way	1.3×10^{-2}
42	discuss	1.3×10^{-2}
43	explor	1.3×10^{-2}
44	survey	1.3×10^{-2}
45	facebook	1.3×10^{-2}
46	focus	1.2×10^{-2}
47	temperatur	1.2×10^{-2}
48	percept	1.2×10^{-2}
49	broadcast	1.2×10^{-2}
50	twitter	1.2×10^{-2}

No.	Word	RIG
51	particip	1.2×10^{-2}
52	ideolog	1.2×10^{-2}
53	essay	1.1×10^{-2}
54	simul	1.1×10^{-2}
55	campaign	1.1×10^{-2}
56	talk	1.1×10^{-2}
57	paramet	1.1×10^{-2}
58	surfac	1×10^{-2}
59	genr	1×10^{-2}
60	digit	1×10^{-2}
61	entertain	1×10^{-2}
62	perform	1×10^{-2}
63	question	1×10^{-2}
64	conclus	1×10^{-2}
65	text	1×10^{-2}
66	obtain	9.9×10^{-3}
67	seek	9.9×10^{-3}
68	energi	9.8×10^{-3}
69	societi	9.7×10^{-3}
70	debat	9.4×10^{-3}
71	protein	9.3×10^{-3}
72	theori	9.2×10^{-3}
73	high	9.2×10^{-3}
74	inform	9.2×10^{-3}
75	market	9.1×10^{-3}
76	perspect	9.1×10^{-3}
77	brand	9.1×10^{-3}
78	corpor	9×10^{-3}
79	contemporari	8.9×10^{-3}
80	system	8.9×10^{-3}
81	author	8.8×10^{-3}
82	american	8.7×10^{-3}
83	patient	8.6×10^{-3}
84	parti	8.6×10^{-3}
85	democrat	8.6×10^{-3}
86	person	8.5×10^{-3}
87	detect	8.4×10^{-3}
88	persuas	8.4×10^{-3}
89	relationship	8.3×10^{-3}
90	ratio	8.3×10^{-3}
91	viewer	8.2×10^{-3}
92	frame	8.2×10^{-3}
93	argument	8×10^{-3}
94	properti	8×10^{-3}
95	issu	7.9×10^{-3}
96	view	7.8×10^{-3}
97	water	7.8×10^{-3}
98	find	7.8×10^{-3}
99	democraci	7.7×10^{-3}
100	understand	7.7×10^{-3}

TABLE E.42. Computer Science, Artificial Intelligence

No.	Word	RIG
1	paper	9.9×10^{-2}
2	propos	8.9×10^{-2}
3	algorithm	7.9×10^{-2}
4	problem	4×10^{-2}
5	learn	3.4×10^{-2}
6	base	3×10^{-2}
7	approach	2.8×10^{-2}
8	fuzzi	2.7×10^{-2}
9	dataset	2.7×10^{-2}
10	comput	2.5×10^{-2}
11	studi	2.5×10^{-2}
12	conclus	2.4×10^{-2}
13	real	2.2×10^{-2}
14	classif	2.2×10^{-2}
15	task	2.2×10^{-2}
16	art	2×10^{-2}
17	robot	2×10^{-2}
18	featur	1.9×10^{-2}
19	recognit	1.9×10^{-2}
20	automat	1.7×10^{-2}
21	inform	1.7×10^{-2}
22	imag	1.6×10^{-2}
23	cell	1.6×10^{-2}
24	set	1.6×10^{-2}
25	network	1.6×10^{-2}
26	outperform	1.6×10^{-2}
27	machin	1.5×10^{-2}
28	user	1.5×10^{-2}
29	treatment	1.5×10^{-2}
30	neural	1.5×10^{-2}
31	patient	1.4×10^{-2}
32	accuraci	1.4×10^{-2}
33	train	1.4×10^{-2}
34	classifi	1.4×10^{-2}
35	solv	1.4×10^{-2}
36	represent	1.3×10^{-2}
37	semant	1.3×10^{-2}
38	intellig	1.3×10^{-2}
39	temperatur	1.3×10^{-2}
40	system	1.2×10^{-2}
41	benchmark	1.2×10^{-2}
42	optim	1.2×10^{-2}
43	search	1.1×10^{-2}
44	increas	1.1×10^{-2}
45	introduc	1.1×10^{-2}
46	framework	1.1×10^{-2}
47	suggest	1.1×10^{-2}
48	protein	1.1×10^{-2}
49	found	1.1×10^{-2}
50	perform	1.1×10^{-2}

No.	Word	RIG
51	acid	1.1×10^{-2}
52	decreas	1×10^{-2}
53	robust	1×10^{-2}
54	concentr	1×10^{-2}
55	associ	1×10^{-2}
56	age	9.9×10^{-3}
57	model	9.9×10^{-3}
58	signific	9.5×10^{-3}
59	can	9.5×10^{-3}
60	vector	9.4×10^{-3}
61	induc	9.4×10^{-3}
62	investig	9.3×10^{-3}
63	scene	9×10^{-3}
64	experi	9×10^{-3}
65	materi	8.9×10^{-3}
66	speci	8.7×10^{-3}
67	clinic	8.6×10^{-3}
68	report	8.5×10^{-3}
69	oxid	8.4×10^{-3}
70	video	8.4×10^{-3}
71	graph	8.2×10^{-3}
72	higher	7.9×10^{-3}
73	adapt	7.8×10^{-3}
74	camera	7.8×10^{-3}
75	swarm	7.7×10^{-3}
76	reaction	7.7×10^{-3}
77	observ	7.7×10^{-3}
78	svm	7.7×10^{-3}
79	examin	7.6×10^{-3}
80	water	7.5×10^{-3}
81	decis	7.4×10^{-3}
82	vision	7.4×10^{-3}
83	molecular	7.4×10^{-3}
84	applic	7.2×10^{-3}
85	method	7.2×10^{-3}
86	experiment	7.2×10^{-3}
87	extract	7.2×10^{-3}
88	diseas	7.1×10^{-3}
89	reveal	7.1×10^{-3}
90	activ	7.1×10^{-3}
91	call	7×10^{-3}
92	electron	6.9×10^{-3}
93	gene	6.9×10^{-3}
94	total	6.8×10^{-3}
95	make	6.7×10^{-3}
96	techniqu	6.7×10^{-3}
97	input	6.7×10^{-3}
98	mine	6.6×10^{-3}
99	surfac	6.6×10^{-3}
100	indic	6.5×10^{-3}

TABLE E.43. Computer Science, Cybernetics

No.	Word	RIG
1	paper	5.4×10^{-2}
2	user	4.1×10^{-2}
3	propos	3.7×10^{-2}
4	haptic	2.6×10^{-2}
5	algorithm	2.3×10^{-2}
6	robot	2.1×10^{-2}
7	task	2.1×10^{-2}
8	system	1.7×10^{-2}
9	learn	1.6×10^{-2}
10	conclus	1.5×10^{-2}
11	base	1.5×10^{-2}
12	comput	1.4×10^{-2}
13	visual	1.4×10^{-2}
14	problem	1.4×10^{-2}
15	real	1.3×10^{-2}
16	inform	1.2×10^{-2}
17	approach	1.2×10^{-2}
18	experi	1.1×10^{-2}
19	virtual	1.1×10^{-2}
20	cell	1.1×10^{-2}
21	interfac	1×10^{-2}
22	feedback	9.8×10^{-3}
23	recognit	9.7×10^{-3}
24	design	9.7×10^{-3}
25	treatment	9.5×10^{-3}
26	fuzzi	9×10^{-3}
27	temperatur	8.8×10^{-3}
28	interact	8.8×10^{-3}
29	tactil	8.8×10^{-3}
30	camera	8.7×10^{-3}
31	touch	8.6×10^{-3}
32	patient	8.3×10^{-3}
33	gestur	8.1×10^{-3}
34	video	8×10^{-3}
35	realiti	7.8×10^{-3}
36	protein	7.8×10^{-3}
37	can	7.6×10^{-3}
38	featur	7.5×10^{-3}
39	environ	7.4×10^{-3}
40	acid	7.4×10^{-3}
41	concentr	7.4×10^{-3}
42	associ	7.3×10^{-3}
43	human	7×10^{-3}
44	machin	6.9×10^{-3}
45	usabl	6.9×10^{-3}
46	studi	6.6×10^{-3}
47	track	6.4×10^{-3}
48	accuraci	6.2×10^{-3}
49	automat	6.2×10^{-3}
50	diseas	6.2×10^{-3}

No.	Word	RIG
51	oxid	6.1×10^{-3}
52	represent	6×10^{-3}
53	augment	5.9×10^{-3}
54	make	5.9×10^{-3}
55	clinic	5.8×10^{-3}
56	speci	5.8×10^{-3}
57	set	5.8×10^{-3}
58	increas	5.8×10^{-3}
59	devic	5.8×10^{-3}
60	decreas	5.8×10^{-3}
61	framework	5.6×10^{-3}
62	dataset	5.5×10^{-3}
63	scene	5.5×10^{-3}
64	finger	5.4×10^{-3}
65	train	5.4×10^{-3}
66	molecular	5.4×10^{-3}
67	intellig	5.4×10^{-3}
68	total	5.4×10^{-3}
69	classif	5.4×10^{-3}
70	navig	5.3×10^{-3}
71	gene	5.2×10^{-3}
72	perform	5.2×10^{-3}
73	materi	5.2×10^{-3}
74	vision	5×10^{-3}
75	solv	5×10^{-3}
76	ratio	5×10^{-3}
77	motion	4.9×10^{-3}
78	signific	4.8×10^{-3}
79	onlin	4.8×10^{-3}
80	vibrotactil	4.8×10^{-3}
81	decis	4.7×10^{-3}
82	model	4.7×10^{-3}
83	implement	4.6×10^{-3}
84	art	4.6×10^{-3}
85	percept	4.6×10^{-3}
86	chemic	4.5×10^{-3}
87	higher	4.5×10^{-3}
88	introduc	4.5×10^{-3}
89	induc	4.5×10^{-3}
90	robust	4.5×10^{-3}
91	game	4.4×10^{-3}
92	water	4.4×10^{-3}
93	adapt	4.3×10^{-3}
94	age	4.3×10^{-3}
95	perceiv	4.3×10^{-3}
96	mobil	4.3×10^{-3}
97	movement	4.3×10^{-3}
98	applic	4.2×10^{-3}
99	fingertip	4.2×10^{-3}
100	growth	4.1×10^{-3}

TABLE E.44. Computer Science, Hardware and Architecture

No.	Word	RIG
1	paper	8.1×10^{-2}
2	propos	6.9×10^{-2}
3	network	6.5×10^{-2}
4	algorithm	3.8×10^{-2}
5	wireless	3.5×10^{-2}
6	user	3×10^{-2}
7	architectur	3×10^{-2}
8	communic	2.7×10^{-2}
9	studi	2.7×10^{-2}
10	implement	2.6×10^{-2}
11	node	2.6×10^{-2}
12	overhead	2.5×10^{-2}
13	hardwar	2.5×10^{-2}
14	conclus	2.2×10^{-2}
15	comput	2.1×10^{-2}
16	scheme	2×10^{-2}
17	servic	1.9×10^{-2}
18	traffic	1.9×10^{-2}
19	effici	1.9×10^{-2}
20	simul	1.9×10^{-2}
21	system	1.8×10^{-2}
22	applic	1.8×10^{-2}
23	base	1.8×10^{-2}
24	patient	1.7×10^{-2}
25	power	1.7×10^{-2}
26	packet	1.7×10^{-2}
27	processor	1.7×10^{-2}
28	perform	1.7×10^{-2}
29	resourc	1.6×10^{-2}
30	deploy	1.6×10^{-2}
31	problem	1.5×10^{-2}
32	scalabl	1.5×10^{-2}
33	treatment	1.5×10^{-2}
34	mobil	1.5×10^{-2}
35	design	1.5×10^{-2}
36	technolog	1.4×10^{-2}
37	memori	1.4×10^{-2}
38	throughput	1.4×10^{-2}
39	cloud	1.4×10^{-2}
40	execut	1.4×10^{-2}
41	cach	1.3×10^{-2}
42	bandwidth	1.3×10^{-2}
43	secur	1.3×10^{-2}
44	suggest	1.3×10^{-2}
45	server	1.3×10^{-2}
46	access	1.3×10^{-2}
47	can	1.3×10^{-2}
48	found	1.2×10^{-2}
49	optim	1.2×10^{-2}
50	chip	1.2×10^{-2}

No.	Word	RIG
51	internet	1.2×10^{-2}
52	infrastructur	1.2×10^{-2}
53	consumpt	1.2×10^{-2}
54	fpga	1.2×10^{-2}
55	clinic	1.2×10^{-2}
56	devic	1.2×10^{-2}
57	achiev	1.1×10^{-2}
58	schedul	1.1×10^{-2}
59	protein	1.1×10^{-2}
60	associ	1.1×10^{-2}
61	bit	1.1×10^{-2}
62	real	1.1×10^{-2}
63	protocol	1.1×10^{-2}
64	latenc	1.1×10^{-2}
65	softwar	1.1×10^{-2}
66	requir	9.9×10^{-3}
67	diseas	9.9×10^{-3}
68	circuit	9.9×10^{-3}
69	acid	9.7×10^{-3}
70	surfac	9.6×10^{-3}
71	workload	9.4×10^{-3}
72	cost	9.4×10^{-3}
73	concentr	9.4×10^{-3}
74	age	9.3×10^{-3}
75	techniqu	9.1×10^{-3}
76	platform	9×10^{-3}
77	multicor	8.9×10^{-3}
78	speci	8.8×10^{-3}
79	oper	8.7×10^{-3}
80	materi	8.7×10^{-3}
81	group	8.7×10^{-3}
82	run	8.6×10^{-3}
83	virtual	8.5×10^{-3}
84	channel	8.5×10^{-3}
85	observ	8.4×10^{-3}
86	runtim	8.3×10^{-3}
87	background	8.3×10^{-3}
88	gene	8.2×10^{-3}
89	parallel	8.2×10^{-3}
90	cmos	8.2×10^{-3}
91	examin	8.1×10^{-3}
92	radio	8.1×10^{-3}
93	exploit	8×10^{-3}
94	rout	8×10^{-3}
95	scenario	7.9×10^{-3}
96	investig	7.9×10^{-3}
97	delay	7.9×10^{-3}
98	share	7.8×10^{-3}
99	approach	7.8×10^{-3}
100	enabl	7.8×10^{-3}

TABLE E.45. Computer Science, Information Systems

No.	Word	RIG
1	paper	9.4×10^{-2}
2	propos	7.2×10^{-2}
3	user	5×10^{-2}
4	network	4.2×10^{-2}
5	algorithm	4.1×10^{-2}
6	base	2.5×10^{-2}
7	inform	2.4×10^{-2}
8	servic	2.4×10^{-2}
9	problem	2.2×10^{-2}
10	comput	2.2×10^{-2}
11	conclus	2×10^{-2}
12	studi	1.9×10^{-2}
13	wireless	1.9×10^{-2}
14	secur	1.9×10^{-2}
15	implement	1.7×10^{-2}
16	system	1.7×10^{-2}
17	communic	1.6×10^{-2}
18	approach	1.6×10^{-2}
19	treatment	1.6×10^{-2}
20	cloud	1.5×10^{-2}
21	cell	1.5×10^{-2}
22	node	1.4×10^{-2}
23	patient	1.4×10^{-2}
24	real	1.4×10^{-2}
25	queri	1.4×10^{-2}
26	web	1.4×10^{-2}
27	internet	1.3×10^{-2}
28	scheme	1.3×10^{-2}
29	temperatur	1.3×10^{-2}
30	applic	1.3×10^{-2}
31	semant	1.2×10^{-2}
32	architectur	1.2×10^{-2}
33	can	1.1×10^{-2}
34	found	1.1×10^{-2}
35	surfac	1.1×10^{-2}
36	concentr	1.1×10^{-2}
37	mobil	1.1×10^{-2}
38	associ	1.1×10^{-2}
39	induc	1.1×10^{-2}
40	acid	1.1×10^{-2}
41	effici	1.1×10^{-2}
42	protein	1×10^{-2}
43	technolog	1×10^{-2}
44	framework	1×10^{-2}
45	observ	1×10^{-2}
46	deploy	1×10^{-2}
47	task	1×10^{-2}
48	data	1×10^{-2}
49	age	1×10^{-2}
50	dataset	1×10^{-2}

No.	Word	RIG
51	resourc	9.7×10^{-3}
52	speci	9.7×10^{-3}
53	suggest	9.6×10^{-3}
54	softwar	9.6×10^{-3}
55	scalabl	9.3×10^{-3}
56	attack	9.2×10^{-3}
57	materi	9.2×10^{-3}
58	investig	9.1×10^{-3}
59	learn	9.1×10^{-3}
60	automat	9.1×10^{-3}
61	exist	8.9×10^{-3}
62	decreas	8.8×10^{-3}
63	infrastructur	8.8×10^{-3}
64	oxid	8.7×10^{-3}
65	access	8.7×10^{-3}
66	traffic	8.7×10^{-3}
67	privaci	8.7×10^{-3}
68	clinic	8.6×10^{-3}
69	diseas	8.4×10^{-3}
70	water	8.3×10^{-3}
71	server	8.3×10^{-3}
72	signific	8.3×10^{-3}
73	gene	8.2×10^{-3}
74	packet	8.1×10^{-3}
75	reaction	8.1×10^{-3}
76	challeng	8×10^{-3}
77	platform	7.9×10^{-3}
78	introduc	7.9×10^{-3}
79	outperform	7.9×10^{-3}
80	perform	7.8×10^{-3}
81	execut	7.8×10^{-3}
82	set	7.8×10^{-3}
83	machin	7.7×10^{-3}
84	overhead	7.6×10^{-3}
85	call	7.5×10^{-3}
86	messag	7.5×10^{-3}
87	busi	7.4×10^{-3}
88	sensor	7.4×10^{-3}
89	background	7.3×10^{-3}
90	make	7.2×10^{-3}
91	higher	7.1×10^{-3}
92	popular	7×10^{-3}
93	virtual	7×10^{-3}
94	provid	6.9×10^{-3}
95	video	6.9×10^{-3}
96	report	6.9×10^{-3}
97	onlin	6.9×10^{-3}
98	environ	6.9×10^{-3}
99	issu	6.9×10^{-3}
100	scenario	6.9×10^{-3}

TABLE E.46. Computer Science, Interdisciplinary Applications

No.	Word	RIG
1	paper	4.8×10^{-2}
2	propos	3.4×10^{-2}
3	algorithm	3.3×10^{-2}
4	comput	2.7×10^{-2}
5	problem	1.8×10^{-2}
6	base	1.7×10^{-2}
7	conclus	1.6×10^{-2}
8	approach	1.4×10^{-2}
9	simul	1.4×10^{-2}
10	user	1.4×10^{-2}
11	implement	1.3×10^{-2}
12	model	1.1×10^{-2}
13	system	1.1×10^{-2}
14	network	1.1×10^{-2}
15	inform	1×10^{-2}
16	solv	8.7×10^{-3}
17	treatment	8.6×10^{-3}
18	cell	8.4×10^{-3}
19	accuraci	8.3×10^{-3}
20	studi	8.2×10^{-3}
21	softwar	7.9×10^{-3}
22	signific	7.6×10^{-3}
23	age	7.4×10^{-3}
24	automat	7.2×10^{-3}
25	applic	7.2×10^{-3}
26	patient	7.1×10^{-3}
27	real	7.1×10^{-3}
28	technolog	7×10^{-3}
29	concentr	7×10^{-3}
30	induc	6.9×10^{-3}
31	decreas	6.8×10^{-3}
32	suggest	6.7×10^{-3}
33	associ	6.5×10^{-3}
34	machin	6.4×10^{-3}
35	optim	6.4×10^{-3}
36	temperatur	6.4×10^{-3}
37	oxid	6.3×10^{-3}
38	tool	6.3×10^{-3}
39	background	6.2×10^{-3}
40	acid	6×10^{-3}
41	can	5.8×10^{-3}
42	web	5.8×10^{-3}
43	observ	5.7×10^{-3}
44	design	5.7×10^{-3}
45	dataset	5.7×10^{-3}
46	set	5.6×10^{-3}
47	learn	5.4×10^{-3}
48	increas	5.4×10^{-3}
49	speci	5.4×10^{-3}
50	fuzzi	5.3×10^{-3}

No.	Word	RIG
51	report	5.3×10^{-3}
52	found	5.2×10^{-3}
53	data	5.1×10^{-3}
54	scheme	5.1×10^{-3}
55	present	5.1×10^{-3}
56	month	5.1×10^{-3}
57	investig	5×10^{-3}
58	use	5×10^{-3}
59	framework	5×10^{-3}
60	task	5×10^{-3}
61	higher	4.8×10^{-3}
62	decis	4.8×10^{-3}
63	perform	4.8×10^{-3}
64	spectroscopi	4.7×10^{-3}
65	prepar	4.6×10^{-3}
66	introduc	4.5×10^{-3}
67	classif	4.5×10^{-3}
68	make	4.5×10^{-3}
69	microscopi	4.4×10^{-3}
70	group	4.3×10^{-3}
71	activ	4.2×10^{-3}
72	integr	4.2×10^{-3}
73	effici	4.2×10^{-3}
74	inhibit	4.1×10^{-3}
75	techniqu	4.1×10^{-3}
76	featur	4.1×10^{-3}
77	lower	4.1×10^{-3}
78	intellig	4×10^{-3}
79	discret	3.9×10^{-3}
80	virtual	3.9×10^{-3}
81	servic	3.9×10^{-3}
82	order	3.9×10^{-3}
83	examin	3.9×10^{-3}
84	appli	3.8×10^{-3}
85	methodolog	3.8×10^{-3}
86	mice	3.8×10^{-3}
87	graphic	3.8×10^{-3}
88	internet	3.8×10^{-3}
89	ray	3.8×10^{-3}
90	reveal	3.8×10^{-3}
91	process	3.7×10^{-3}
92	research	3.7×10^{-3}
93	diffract	3.6×10^{-3}
94	dure	3.6×10^{-3}
95	male	3.6×10^{-3}
96	languag	3.6×10^{-3}
97	mediat	3.6×10^{-3}
98	autom	3.6×10^{-3}
99	year	3.6×10^{-3}
100	databas	3.6×10^{-3}

TABLE E.47. Computer Science, Software Engineering

No.	Word	RIG
1	paper	6.3×10^{-2}
2	propos	4.8×10^{-2}
3	softwar	3.8×10^{-2}
4	user	3.4×10^{-2}
5	algorithm	3.3×10^{-2}
6	comput	2.6×10^{-2}
7	approach	2.6×10^{-2}
8	implement	2.2×10^{-2}
9	problem	2×10^{-2}
10	base	2×10^{-2}
11	execut	1.9×10^{-2}
12	semant	1.9×10^{-2}
13	conclus	1.8×10^{-2}
14	languag	1.7×10^{-2}
15	automat	1.7×10^{-2}
16	studi	1.7×10^{-2}
17	patient	1.6×10^{-2}
18	system	1.6×10^{-2}
19	applic	1.5×10^{-2}
20	framework	1.5×10^{-2}
21	cell	1.5×10^{-2}
22	treatment	1.4×10^{-2}
23	architectur	1.3×10^{-2}
24	code	1.3×10^{-2}
25	real	1.3×10^{-2}
26	can	1.3×10^{-2}
27	program	1.2×10^{-2}
28	temperatur	1.2×10^{-2}
29	task	1.2×10^{-2}
30	introduc	1.1×10^{-2}
31	web	1.1×10^{-2}
32	formal	1.1×10^{-2}
33	exist	1.1×10^{-2}
34	techniqu	1.1×10^{-2}
35	clinic	1×10^{-2}
36	abstract	1×10^{-2}
37	protein	1×10^{-2}
38	tool	1×10^{-2}
39	runtim	1×10^{-2}
40	servic	9.9×10^{-3}
41	concentr	9.6×10^{-3}
42	investig	9.6×10^{-3}
43	video	9.5×10^{-3}
44	acid	9.5×10^{-3}
45	set	9.4×10^{-3}
46	graph	9.3×10^{-3}
47	age	9.3×10^{-3}
48	inform	9.3×10^{-3}
49	diseas	9.2×10^{-3}
50	queri	9×10^{-3}

No.	Word	RIG
51	found	9×10^{-3}
52	call	9×10^{-3}
53	suggest	8.9×10^{-3}
54	associ	8.8×10^{-3}
55	decreas	8.7×10^{-3}
56	requir	8.7×10^{-3}
57	java	8.6×10^{-3}
58	network	8.5×10^{-3}
59	secur	8.4×10^{-3}
60	speci	8.3×10^{-3}
61	engin	8.2×10^{-3}
62	water	8.2×10^{-3}
63	challeng	8.2×10^{-3}
64	cloud	8.1×10^{-3}
65	verif	8.1×10^{-3}
66	scalabl	8×10^{-3}
67	logic	7.9×10^{-3}
68	art	7.9×10^{-3}
69	gene	7.8×10^{-3}
70	induc	7.8×10^{-3}
71	effici	7.7×10^{-3}
72	materi	7.7×10^{-3}
73	hardwar	7.7×10^{-3}
74	oxid	7.6×10^{-3}
75	visual	7.5×10^{-3}
76	autom	7.5×10^{-3}
77	overhead	7.5×10^{-3}
78	observ	7.3×10^{-3}
79	model	7.3×10^{-3}
80	signific	7.2×10^{-3}
81	virtual	7.1×10^{-3}
82	present	7.1×10^{-3}
83	handl	7×10^{-3}
84	run	6.9×10^{-3}
85	represent	6.8×10^{-3}
86	enabl	6.8×10^{-3}
87	examin	6.7×10^{-3}
88	check	6.7×10^{-3}
89	reaction	6.6×10^{-3}
90	indic	6.6×10^{-3}
91	background	6.5×10^{-3}
92	make	6.5×10^{-3}
93	support	6.4×10^{-3}
94	server	6.4×10^{-3}
95	group	6.2×10^{-3}
96	platform	6.2×10^{-3}
97	higher	6.1×10^{-3}
98	domain	6×10^{-3}
99	provid	6×10^{-3}
100	featur	5.9×10^{-3}

TABLE E.48. Computer Science, Theory and Methods

No.	Word	RIG
1	paper	9.8×10^{-2}
2	propos	6.7×10^{-2}
3	algorithm	5.7×10^{-2}
4	user	3.4×10^{-2}
5	comput	3.3×10^{-2}
6	problem	3×10^{-2}
7	conclus	2.7×10^{-2}
8	network	2.5×10^{-2}
9	studi	2.5×10^{-2}
10	base	2.2×10^{-2}
11	patient	1.9×10^{-2}
12	secur	1.8×10^{-2}
13	treatment	1.7×10^{-2}
14	approach	1.6×10^{-2}
15	implement	1.6×10^{-2}
16	cell	1.6×10^{-2}
17	cloud	1.5×10^{-2}
18	inform	1.5×10^{-2}
19	suggest	1.3×10^{-2}
20	system	1.3×10^{-2}
21	real	1.3×10^{-2}
22	servic	1.3×10^{-2}
23	protein	1.3×10^{-2}
24	found	1.3×10^{-2}
25	temperatur	1.2×10^{-2}
26	applic	1.2×10^{-2}
27	associ	1.2×10^{-2}
28	communic	1.2×10^{-2}
29	graph	1.2×10^{-2}
30	acid	1.2×10^{-2}
31	concentr	1.2×10^{-2}
32	execut	1.1×10^{-2}
33	signific	1.1×10^{-2}
34	age	1.1×10^{-2}
35	semant	1.1×10^{-2}
36	observ	1.1×10^{-2}
37	clinic	1.1×10^{-2}
38	architectur	1.1×10^{-2}
39	softwar	1.1×10^{-2}
40	scheme	1.1×10^{-2}
41	task	1.1×10^{-2}
42	investig	1.1×10^{-2}
43	can	1×10^{-2}
44	induc	1×10^{-2}
45	learn	1×10^{-2}
46	node	1×10^{-2}
47	automat	1×10^{-2}
48	framework	9.9×10^{-3}
49	speci	9.9×10^{-3}
50	decreas	9.8×10^{-3}

No.	Word	RIG
51	dataset	9.7×10^{-3}
52	surfac	9.7×10^{-3}
53	diseas	9.6×10^{-3}
54	introduc	9.6×10^{-3}
55	queri	9.5×10^{-3}
56	indic	9.5×10^{-3}
57	web	9.3×10^{-3}
58	materi	9.3×10^{-3}
59	solv	9×10^{-3}
60	effici	8.9×10^{-3}
61	gene	8.9×10^{-3}
62	art	8.8×10^{-3}
63	attack	8.8×10^{-3}
64	water	8.8×10^{-3}
65	activ	8.8×10^{-3}
66	set	8.7×10^{-3}
67	scalabl	8.7×10^{-3}
68	reaction	8.6×10^{-3}
69	wireless	8.6×10^{-3}
70	report	8.5×10^{-3}
71	machin	8.5×10^{-3}
72	examin	8.3×10^{-3}
73	oxid	8.2×10^{-3}
74	optim	8.2×10^{-3}
75	background	8.2×10^{-3}
76	outperform	8.1×10^{-3}
77	call	7.9×10^{-3}
78	group	7.9×10^{-3}
79	video	7.8×10^{-3}
80	server	7.8×10^{-3}
81	higher	7.7×10^{-3}
82	dure	7.5×10^{-3}
83	hardwar	7.4×10^{-3}
84	internet	7.4×10^{-3}
85	assess	7.3×10^{-3}
86	molecular	7.3×10^{-3}
87	overhead	7.3×10^{-3}
88	increas	7.3×10^{-3}
89	code	7.3×10^{-3}
90	techniqu	7.2×10^{-3}
91	reveal	7.2×10^{-3}
92	inhibit	7.2×10^{-3}
93	featur	7.2×10^{-3}
94	perform	7.1×10^{-3}
95	exist	6.9×10^{-3}
96	mass	6.7×10^{-3}
97	platform	6.7×10^{-3}
98	messag	6.7×10^{-3}
99	prepar	6.7×10^{-3}
100	resourc	6.7×10^{-3}

TABLE E.49. Construction and Building Technology

No.	Word	RIG
1	concret	1.2×10^{-1}
2	build	5.8×10^{-2}
3	cement	4.4×10^{-2}
4	strength	3.4×10^{-2}
5	reinforc	3.2×10^{-2}
6	steel	3×10^{-2}
7	load	3×10^{-2}
8	asphalt	2.7×10^{-2}
9	paper	2.6×10^{-2}
10	mortar	2.3×10^{-2}
11	compress	2.3×10^{-2}
12	pavement	2.2×10^{-2}
13	patient	2×10^{-2}
14	construct	1.9×10^{-2}
15	test	1.7×10^{-2}
16	crack	1.7×10^{-2}
17	indoor	1.6×10^{-2}
18	binder	1.5×10^{-2}
19	seismic	1.5×10^{-2}
20	shear	1.5×10^{-2}
21	specimen	1.5×10^{-2}
22	portland	1.4×10^{-2}
23	flexur	1.4×10^{-2}
24	conclus	1.4×10^{-2}
25	air	1.4×10^{-2}
26	heat	1.4×10^{-2}
27	cell	1.4×10^{-2}
28	cementiti	1.3×10^{-2}
29	stiff	1.3×10^{-2}
30	design	1.2×10^{-2}
31	durabl	1.2×10^{-2}
32	comfort	1.2×10^{-2}
33	clinic	1.2×10^{-2}
34	energi	1.1×10^{-2}
35	materi	1.1×10^{-2}
36	beam	1.1×10^{-2}
37	protein	1.1×10^{-2}
38	masonri	1.1×10^{-2}
39	ventil	1.1×10^{-2}
40	ductil	1×10^{-2}
41	ash	1×10^{-2}
42	diseas	9.9×10^{-3}
43	thermal	9.8×10^{-3}
44	earthquak	9.7×10^{-3}
45	group	9.7×10^{-3}
46	element	9.6×10^{-3}
47	bridg	9.5×10^{-3}
48	experiment	9.4×10^{-3}
49	structur	8.6×10^{-3}
50	associ	8.5×10^{-3}

No.	Word	RIG
51	gene	8.4×10^{-3}
52	residenti	8.4×10^{-3}
53	tensil	8.4×10^{-3}
54	save	8.2×10^{-3}
55	retrofit	8.2×10^{-3}
56	hydrat	8×10^{-3}
57	engin	8×10^{-3}
58	column	7.9×10^{-3}
59	background	7.7×10^{-3}
60	slag	7.7×10^{-3}
61	finit	7.6×10^{-3}
62	floor	7.6×10^{-3}
63	girder	7.6×10^{-3}
64	treatment	7.5×10^{-3}
65	cool	7.5×10^{-3}
66	aggreg	7.4×10^{-3}
67	displac	7.2×10^{-3}
68	pozzolan	7.2×10^{-3}
69	roof	7.2×10^{-3}
70	slab	7.1×10^{-3}
71	simul	7×10^{-3}
72	facad	7×10^{-3}
73	prestress	6.9×10^{-3}
74	bend	6.9×10^{-3}
75	cure	6.9×10^{-3}
76	hous	6.7×10^{-3}
77	failur	6.7×10^{-3}
78	wall	6.6×10^{-3}
79	perform	6.6×10^{-3}
80	modulus	6.6×10^{-3}
81	hvac	6.6×10^{-3}
82	model	6.6×10^{-3}
83	capac	6.5×10^{-3}
84	deform	6.5×10^{-3}
85	activ	6.5×10^{-3}
86	precast	6.5×10^{-3}
87	harden	6.2×10^{-3}
88	numer	6.2×10^{-3}
89	damag	6.2×10^{-3}
90	suggest	6.1×10^{-3}
91	tissu	5.9×10^{-3}
92	cancer	5.7×10^{-3}
93	instal	5.7×10^{-3}
94	selfcompact	5.6×10^{-3}
95	mixtur	5.6×10^{-3}
96	humid	5.6×10^{-3}
97	express	5.6×10^{-3}
98	frame	5.5×10^{-3}
99	carri	5.4×10^{-3}
100	brick	5.4×10^{-3}

TABLE E.50. Criminology and Penology

No.	Word	RIG
1	offend	1.7×10^{-1}
2	crime	1.4×10^{-1}
3	crimin	1.3×10^{-1}
4	violenc	9.5×10^{-2}
5	victim	8.9×10^{-2}
6	polic	8.2×10^{-2}
7	justic	5.1×10^{-2}
8	criminolog	4.8×10^{-2}
9	research	4.4×10^{-2}
10	prison	4.3×10^{-2}
11	sexual	4.2×10^{-2}
12	violent	4.2×10^{-2}
13	examin	4.1×10^{-2}
14	recidiv	3.4×10^{-2}
15	abus	3.3×10^{-2}
16	perpetr	3.1×10^{-2}
17	offenc	3.1×10^{-2}
18	implic	3.1×10^{-2}
19	delinqu	3×10^{-2}
20	articl	2.9×10^{-2}
21	offens	2.7×10^{-2}
22	legal	2.6×10^{-2}
23	assault	2.6×10^{-2}
24	find	2.5×10^{-2}
25	convict	2.5×10^{-2}
26	social	2.4×10^{-2}
27	incarcer	2.4×10^{-2}
28	court	2.2×10^{-2}
29	youth	2.1×10^{-2}
30	antisoci	2×10^{-2}
31	law	2×10^{-2}
32	homicid	1.9×10^{-2}
33	relationship	1.9×10^{-2}
34	offic	1.8×10^{-2}
35	forens	1.7×10^{-2}
36	interview	1.7×10^{-2}
37	intim	1.7×10^{-2}
38	inmat	1.6×10^{-2}
39	polic	1.6×10^{-2}
40	discuss	1.6×10^{-2}
41	gender	1.6×10^{-2}
42	commit	1.6×10^{-2}
43	risk	1.6×10^{-2}
44	ipv	1.5×10^{-2}
45	cell	1.5×10^{-2}
46	reoffend	1.5×10^{-2}
47	adolesc	1.5×10^{-2}
48	partner	1.4×10^{-2}
49	sentenc	1.4×10^{-2}
50	male	1.3×10^{-2}

No.	Word	RIG
51	perform	1.3×10^{-2}
52	mental	1.3×10^{-2}
53	enforc	1.3×10^{-2}
54	communiti	1.2×10^{-2}
55	desist	1.2×10^{-2}
56	person	1.2×10^{-2}
57	psycholog	1.2×10^{-2}
58	women	1.2×10^{-2}
59	survey	1.2×10^{-2}
60	selfreport	1.2×10^{-2}
61	temperatur	1.2×10^{-2}
62	nation	1.1×10^{-2}
63	aggress	1.1×10^{-2}
64	punish	1.1×10^{-2}
65	juvenil	1.1×10^{-2}
66	child	1.1×10^{-2}
67	sex	1.1×10^{-2}
68	surfac	1.1×10^{-2}
69	whether	1.1×10^{-2}
70	particip	1×10^{-2}
71	explor	1×10^{-2}
72	gang	1×10^{-2}
73	imprison	1×10^{-2}
74	simul	1×10^{-2}
75	draw	9.8×10^{-3}
76	peer	9.7×10^{-3}
77	femal	9.4×10^{-3}
78	public	9.1×10^{-3}
79	induc	9.1×10^{-3}
80	paramet	9.1×10^{-3}
81	sanction	9×10^{-3}
82	deviant	9×10^{-3}
83	intervent	9×10^{-3}
84	energi	9×10^{-3}
85	legisl	8.9×10^{-3}
86	emot	8.8×10^{-3}
87	psychopathi	8.8×10^{-3}
88	murder	8.7×10^{-3}
89	empir	8.7×10^{-3}
90	percept	8.4×10^{-3}
91	question	8.4×10^{-3}
92	suggest	8.3×10^{-3}
93	among	8.2×10^{-3}
94	probat	8.1×10^{-3}
95	protein	8×10^{-3}
96	effici	8×10^{-3}
97	perceiv	7.9×10^{-3}
98	interperson	7.9×10^{-3}
99	materi	7.9×10^{-3}
100	offici	7.9×10^{-3}

TABLE E.51. Critical Care Medicine

No.	Word	RIG
1	patient	1.6×10^{-1}
2	conclus	1.3×10^{-1}
3	icu	9.9×10^{-2}
4	injuri	9.4×10^{-2}
5	hospit	8.4×10^{-2}
6	care	8×10^{-2}
7	mortal	6.7×10^{-2}
8	trauma	6.7×10^{-2}
9	ventil	6.5×10^{-2}
10	outcom	6.4×10^{-2}
11	admiss	5.6×10^{-2}
12	resuscit	5.5×10^{-2}
13	prospect	4.9×10^{-2}
14	score	4.6×10^{-2}
15	admit	4.4×10^{-2}
16	acut	4.4×10^{-2}
17	ill	3.9×10^{-2}
18	clinic	3.9×10^{-2}
19	retrospect	3.8×10^{-2}
20	method	3.8×10^{-2}
21	cardiac	3.7×10^{-2}
22	intervent	3.7×10^{-2}
23	associ	3.6×10^{-2}
24	background	3.6×10^{-2}
25	sepsi	3.5×10^{-2}
26	hour	3.4×10^{-2}
27	icus	3.3×10^{-2}
28	respiratori	3.3×10^{-2}
29	pulmonari	3.2×10^{-2}
30	cohort	3.2×10^{-2}
31	day	3.2×10^{-2}
32	unit	3×10^{-2}
33	result	3×10^{-2}
34	stay	2.9×10^{-2}
35	traumat	2.9×10^{-2}
36	receiv	2.8×10^{-2}
37	introduc	2.7×10^{-2}
38	arrest	2.7×10^{-2}
39	septic	2.6×10^{-2}
40	paper	2.6×10^{-2}
41	lung	2.4×10^{-2}
42	medic	2.4×10^{-2}
43	age	2.4×10^{-2}
44	blood	2.3×10^{-2}
45	median	2.3×10^{-2}
46	object	2.3×10^{-2}
47	intens	2.2×10^{-2}
48	risk	2.2×10^{-2}
49	year	2.2×10^{-2}
50	signific	2.2×10^{-2}

No.	Word	RIG
51	assess	2.2×10^{-2}
52	studi	2.1×10^{-2}
53	injur	2×10^{-2}
54	sever	2×10^{-2}
55	shock	2×10^{-2}
56	death	2×10^{-2}
57	odd	2×10^{-2}
58	inhospit	2×10^{-2}
59	adult	2×10^{-2}
60	surviv	1.9×10^{-2}
61	iss	1.8×10^{-2}
62	ohca	1.8×10^{-2}
63	critic	1.8×10^{-2}
64	includ	1.7×10^{-2}
65	measur	1.7×10^{-2}
66	airway	1.7×10^{-2}
67	surgic	1.7×10^{-2}
68	group	1.7×10^{-2}
69	hemodynam	1.7×10^{-2}
70	neurolog	1.7×10^{-2}
71	hemorrhag	1.7×10^{-2}
72	rational	1.6×10^{-2}
73	survivor	1.6×10^{-2}
74	hypothermia	1.6×10^{-2}
75	arteri	1.6×10^{-2}
76	intub	1.6×10^{-2}
77	cardiopulmonari	1.6×10^{-2}
78	logist	1.6×10^{-2}
79	chest	1.6×10^{-2}
80	glasgow	1.6×10^{-2}
81	follow	1.6×10^{-2}
82	discharg	1.5×10^{-2}
83	burn	1.5×10^{-2}
84	coma	1.5×10^{-2}
85	tbi	1.5×10^{-2}
86	trial	1.5×10^{-2}
87	regress	1.5×10^{-2}
88	therapi	1.5×10^{-2}
89	pediatr	1.5×10^{-2}
90	complic	1.5×10^{-2}
91	total	1.5×10^{-2}
92	multivari	1.4×10^{-2}
93	compar	1.4×10^{-2}
94	surgeri	1.4×10^{-2}
95	interquartil	1.4×10^{-2}
96	consecut	1.4×10^{-2}
97	month	1.4×10^{-2}
98	picu	1.4×10^{-2}
99	pneumonia	1.3×10^{-2}
100	dure	1.3×10^{-2}

TABLE E.52. Crystallography

No.	Word	RIG
1	crystal	1.9×10^{-1}
2	diffract	7.8×10^{-2}
3	ray	7.5×10^{-2}
4	angstrom	7.1×10^{-2}
5	structur	6.4×10^{-2}
6	dot	5.2×10^{-2}
7	bond	4.1×10^{-2}
8	ligand	4×10^{-2}
9	h2o	3.4×10^{-2}
10	synthes	3.3×10^{-2}
11	monoclin	3.2×10^{-2}
12	molecul	3.2×10^{-2}
13	center	3.1×10^{-2}
14	compound	2.8×10^{-2}
15	atom	2.7×10^{-2}
16	hydrogen	2.7×10^{-2}
17	coordin	2.6×10^{-2}
18	supramolecular	2.2×10^{-2}
19	crystallograph	2.1×10^{-2}
20	grown	2.1×10^{-2}
21	conclus	1.9×10^{-2}
22	patient	1.8×10^{-2}
23	bis	1.8×10^{-2}
24	singl	1.8×10^{-2}
25	intermolecular	1.7×10^{-2}
26	crystallin	1.6×10^{-2}
27	paper	1.6×10^{-2}
28	anion	1.6×10^{-2}
29	ref	1.5×10^{-2}
30	triclin	1.5×10^{-2}
31	form	1.4×10^{-2}
32	hydrotherm	1.4×10^{-2}
33	complex	1.4×10^{-2}
34	character	1.4×10^{-2}
35	solvent	1.4×10^{-2}
36	temperatur	1.3×10^{-2}
37	epitaxi	1.3×10^{-2}
38	powder	1.3×10^{-2}
39	cocryst	1.3×10^{-2}
40	result	1.3×10^{-2}
41	sic	1.3×10^{-2}
42	orthorhomb	1.2×10^{-2}
43	titl	1.2×10^{-2}
44	year	1.2×10^{-2}
45	crystallographi	1.2×10^{-2}
46	ion	1.2×10^{-2}
47	beta	1.2×10^{-2}
48	metal	1.1×10^{-2}
49	object	1.1×10^{-2}
50	pyridin	1.1×10^{-2}

No.	Word	RIG
51	photoluminesc	1.1×10^{-2}
52	space	1.1×10^{-2}
53	chain	1.1×10^{-2}
54	spectroscopi	1.1×10^{-2}
55	assess	1.1×10^{-2}
56	pack	1.1×10^{-2}
57	solid	1.1×10^{-2}
58	cation	1.1×10^{-2}
59	bridg	1.1×10^{-2}
60	degre	1×10^{-2}
61	solvotherm	1×10^{-2}
62	octahedr	1×10^{-2}
63	unit	1×10^{-2}
64	dimer	1×10^{-2}
65	stack	1×10^{-2}
66	test	1×10^{-2}
67	background	1×10^{-2}
68	molecular	1×10^{-2}
69	electron	1×10^{-2}
70	polym	1×10^{-2}
71	signific	1×10^{-2}
72	isostructur	9.7×10^{-3}
73	luminesc	9.7×10^{-3}
74	clinic	9.5×10^{-3}
75	nmr	9.5×10^{-3}
76	layer	9.3×10^{-3}
77	resolut	9.3×10^{-3}
78	dimension	9.3×10^{-3}
79	age	9.3×10^{-3}
80	interact	9.2×10^{-3}
81	aim	9.2×10^{-3}
82	reaction	9.2×10^{-3}
83	properti	8.9×10^{-3}
84	growth	8.9×10^{-3}
85	risk	8.9×10^{-3}
86	acid	8.7×10^{-3}
87	associ	8.7×10^{-3}
88	nemat	8.6×10^{-3}
89	evalu	8.5×10^{-3}
90	develop	8.5×10^{-3}
91	level	8.4×10^{-3}
92	pyridyl	8.4×10^{-3}
93	exhibit	8.4×10^{-3}
94	ring	8.2×10^{-3}
95	format	8.1×10^{-3}
96	research	8×10^{-3}
97	phase	8×10^{-3}
98	nucleat	7.9×10^{-3}
99	conform	7.9×10^{-3}
100	carboxyl	7.9×10^{-3}

TABLE E.53. Cultural Studies

No.	Word	RIG
1	articl	9.7×10^{-2}
2	polit	8.6×10^{-2}
3	cultur	8.1×10^{-2}
4	argu	7.1×10^{-2}
5	essay	5.7×10^{-2}
6	discours	4.8×10^{-2}
7	social	4.7×10^{-2}
8	contemporari	4.3×10^{-2}
9	result	4.1×10^{-2}
10	narrat	3.4×10^{-2}
11	draw	3.1×10^{-2}
12	media	2.7×10^{-2}
13	way	2.5×10^{-2}
14	method	2.4×10^{-2}
15	ident	2.3×10^{-2}
16	histor	2.3×10^{-2}
17	public	2.2×10^{-2}
18	societi	2.2×10^{-2}
19	context	2.2×10^{-2}
20	nation	2.1×10^{-2}
21	centuri	2×10^{-2}
22	imagin	1.9×10^{-2}
23	practic	1.9×10^{-2}
24	notion	1.9×10^{-2}
25	ideolog	1.8×10^{-2}
26	explor	1.8×10^{-2}
27	artist	1.7×10^{-2}
28	critiqu	1.7×10^{-2}
29	audienc	1.7×10^{-2}
30	claim	1.7×10^{-2}
31	transnat	1.7×10^{-2}
32	world	1.7×10^{-2}
33	neoliber	1.6×10^{-2}
34	look	1.6×10^{-2}
35	peopl	1.6×10^{-2}
36	engag	1.6×10^{-2}
37	histori	1.6×10^{-2}
38	war	1.6×10^{-2}
39	stori	1.6×10^{-2}
40	postcoloni	1.5×10^{-2}
41	articul	1.5×10^{-2}
42	celebr	1.5×10^{-2}
43	televis	1.5×10^{-2}
44	scholar	1.5×10^{-2}
45	debat	1.5×10^{-2}
46	use	1.5×10^{-2}
47	question	1.5×10^{-2}
48	effect	1.5×10^{-2}
49	creativ	1.5×10^{-2}
50	measur	1.4×10^{-2}

No.	Word	RIG
51	patient	1.4×10^{-2}
52	literari	1.4×10^{-2}
53	obtain	1.4×10^{-2}
54	cinema	1.4×10^{-2}
55	everyday	1.3×10^{-2}
56	focus	1.3×10^{-2}
57	struggl	1.3×10^{-2}
58	compar	1.3×10^{-2}
59	seek	1.3×10^{-2}
60	represent	1.3×10^{-2}
61	discurs	1.3×10^{-2}
62	text	1.2×10^{-2}
63	fiction	1.2×10^{-2}
64	evalu	1.2×10^{-2}
65	high	1.2×10^{-2}
66	understand	1.2×10^{-2}
67	emerg	1.2×10^{-2}
68	conclus	1.2×10^{-2}
69	themselv	1.2×10^{-2}
70	activist	1.2×10^{-2}
71	ethnograph	1.2×10^{-2}
72	aesthet	1.2×10^{-2}
73	data	1.2×10^{-2}
74	read	1.1×10^{-2}
75	author	1.1×10^{-2}
76	popular	1.1×10^{-2}
77	figur	1.1×10^{-2}
78	cell	1.1×10^{-2}
79	examin	1.1×10^{-2}
80	capit	1.1×10^{-2}
81	coloni	1.1×10^{-2}
82	contest	1.1×10^{-2}
83	determin	1.1×10^{-2}
84	simul	1.1×10^{-2}
85	filmmak	1.1×10^{-2}
86	test	1.1×10^{-2}
87	rate	1.1×10^{-2}
88	concept	1.1×10^{-2}
89	improv	1.1×10^{-2}
90	write	1×10^{-2}
91	decreas	1×10^{-2}
92	particular	1×10^{-2}
93	think	1×10^{-2}
94	model	1×10^{-2}
95	econom	1×10^{-2}
96	reduc	1×10^{-2}
97	rhetor	9.8×10^{-3}
98	modern	9.7×10^{-3}
99	low	9.6×10^{-3}
100	citizenship	9.5×10^{-3}

TABLE E.54. Dance

No.	Word	RIG
1	danc	6.6×10^{-1}
2	dancer	1.7×10^{-1}
3	choreograph	1.4×10^{-1}
4	festiv	1.2×10^{-1}
5	music	9.3×10^{-2}
6	ballet	8.7×10^{-2}
7	folk	7.9×10^{-2}
8	place	6.2×10^{-2}
9	contemporari	6.2×10^{-2}
10	choreographi	4.5×10^{-2}
11	cultur	4.4×10^{-2}
12	tradiit	4.4×10^{-2}
13	creativ	3.9×10^{-2}
14	ethnograph	3.7×10^{-2}
15	result	3×10^{-2}
16	essay	3×10^{-2}
17	fieldwork	2.9×10^{-2}
18	celebr	2.9×10^{-2}
19	musician	2.8×10^{-2}
20	audienc	2.8×10^{-2}
21	genr	2.8×10^{-2}
22	villag	2.7×10^{-2}
23	communiti	2.6×10^{-2}
24	context	2.5×10^{-2}
25	ritual	2.5×10^{-2}
26	artist	2.5×10^{-2}
27	teacher	2.4×10^{-2}
28	banat	2.4×10^{-2}
29	creat	2.4×10^{-2}
30	postmodern	2.3×10^{-2}
31	revitalis	2.2×10^{-2}
32	aesthet	2.2×10^{-2}
33	effect	2.1×10^{-2}
34	movement	2.1×10^{-2}
35	art	2×10^{-2}
36	practic	2×10^{-2}
37	theatr	2×10^{-2}
38	form	1.9×10^{-2}
39	question	1.8×10^{-2}
40	social	1.8×10^{-2}
41	interview	1.8×10^{-2}
42	diaspora	1.7×10^{-2}
43	discours	1.7×10^{-2}
44	measur	1.7×10^{-2}
45	flamenco	1.7×10^{-2}
46	brought	1.7×10^{-2}
47	ethnomusicolog	1.7×10^{-2}
48	organis	1.7×10^{-2}
49	russ	1.7×10^{-2}
50	ident	1.7×10^{-2}

No.	Word	RIG
51	high	1.7×10^{-2}
52	homeland	1.6×10^{-2}
53	discuss	1.6×10^{-2}
54	today	1.6×10^{-2}
55	held	1.6×10^{-2}
56	style	1.5×10^{-2}
57	societi	1.5×10^{-2}
58	increas	1.5×10^{-2}
59	citi	1.5×10^{-2}
60	represent	1.5×10^{-2}
61	argu	1.5×10^{-2}
62	improvis	1.5×10^{-2}
63	show	1.5×10^{-2}
64	ethnographi	1.5×10^{-2}
65	participatori	1.5×10^{-2}
66	repertoire	1.5×10^{-2}
67	1930s	1.5×10^{-2}
68	educ	1.4×10^{-2}
69	event	1.4×10^{-2}
70	look	1.4×10^{-2}
71	articl	1.4×10^{-2}
72	test	1.4×10^{-2}
73	improv	1.3×10^{-2}
74	timisoara	1.3×10^{-2}
75	multicultur	1.3×10^{-2}
76	explor	1.3×10^{-2}
77	master	1.3×10^{-2}
78	obtain	1.3×10^{-2}
79	system	1.2×10^{-2}
80	realiti	1.2×10^{-2}
81	becam	1.2×10^{-2}
82	gypsi	1.2×10^{-2}
83	model	1.2×10^{-2}
84	student	1.2×10^{-2}
85	book	1.2×10^{-2}
86	low	1.2×10^{-2}
87	palac	1.2×10^{-2}
88	centuri	1.2×10^{-2}
89	negoti	1.2×10^{-2}
90	reduc	1.2×10^{-2}
91	sympathi	1.2×10^{-2}
92	patient	1.1×10^{-2}
93	entertain	1.1×10^{-2}
94	peopl	1.1×10^{-2}
95	public	1.1×10^{-2}
96	nineteenth	1.1×10^{-2}
97	inhabit	1.1×10^{-2}
98	speak	1.1×10^{-2}
99	focus	1.1×10^{-2}
100	cell	1.1×10^{-2}

TABLE E.55. Demography

No.	Word	RIG
1	migrant	9.2×10^{-2}
2	immigr	8.4×10^{-2}
3	countri	6.6×10^{-2}
4	migrat	5.9×10^{-2}
5	marriag	4.7×10^{-2}
6	survey	4.1×10^{-2}
7	women	3.9×10^{-2}
8	econom	3.9×10^{-2}
9	social	3.8×10^{-2}
10	demograph	3.8×10^{-2}
11	fertil	3.7×10^{-2}
12	famili	3.7×10^{-2}
13	nation	3.3×10^{-2}
14	marri	3.3×10^{-2}
15	polic	3.2×10^{-2}
16	articl	3.2×10^{-2}
17	educ	3.1×10^{-2}
18	birth	2.9×10^{-2}
19	household	2.9×10^{-2}
20	children	2.7×10^{-2}
21	examin	2.5×10^{-2}
22	labour	2.4×10^{-2}
23	census	2.2×10^{-2}
24	popul	2.2×10^{-2}
25	data	2.2×10^{-2}
26	find	2.1×10^{-2}
27	context	2.1×10^{-2}
28	contracept	2.1×10^{-2}
29	age	1.9×10^{-2}
30	union	1.9×10^{-2}
31	argu	1.9×10^{-2}
32	born	1.9×10^{-2}
33	transnat	1.9×10^{-2}
34	refuge	1.8×10^{-2}
35	childbear	1.8×10^{-2}
36	among	1.8×10^{-2}
37	incom	1.7×10^{-2}
38	european	1.7×10^{-2}
39	socioeconom	1.7×10^{-2}
40	child	1.6×10^{-2}
41	cohabit	1.6×10^{-2}
42	marit	1.6×10^{-2}
43	rural	1.6×10^{-2}
44	men	1.5×10^{-2}
45	gender	1.5×10^{-2}
46	live	1.5×10^{-2}
47	draw	1.4×10^{-2}
48	polit	1.4×10^{-2}
49	ethnic	1.4×10^{-2}
50	socio	1.3×10^{-2}

No.	Word	RIG
51	declin	1.3×10^{-2}
52	cell	1.3×10^{-2}
53	capit	1.3×10^{-2}
54	mother	1.3×10^{-2}
55	urban	1.2×10^{-2}
56	parent	1.2×10^{-2}
57	labor	1.2×10^{-2}
58	remit	1.2×10^{-2}
59	emigr	1.2×10^{-2}
60	health	1.2×10^{-2}
61	across	1.2×10^{-2}
62	research	1.2×10^{-2}
63	resid	1.2×10^{-2}
64	life	1.2×10^{-2}
65	relationship	1.2×10^{-2}
66	patient	1.1×10^{-2}
67	longitudin	1.1×10^{-2}
68	intern	1.1×10^{-2}
69	individu	1.1×10^{-2}
70	divorc	1.1×10^{-2}
71	peopl	1.1×10^{-2}
72	temperatur	1.1×10^{-2}
73	young	1×10^{-2}
74	legal	1×10^{-2}
75	societi	1×10^{-2}
76	unobserv	1×10^{-2}
77	empir	1×10^{-2}
78	status	1×10^{-2}
79	perform	9.9×10^{-3}
80	subsaharan	9.9×10^{-3}
81	mortal	9.9×10^{-3}
82	europ	9.6×10^{-3}
83	abroad	9.3×10^{-3}
84	nonmigr	9.3×10^{-3}
85	market	9.3×10^{-3}
86	properti	9.1×10^{-3}
87	focus	9.1×10^{-3}
88	foreign	9×10^{-3}
89	surfac	8.7×10^{-3}
90	destin	8.6×10^{-3}
91	asylum	8.5×10^{-3}
92	less	8.5×10^{-3}
93	partner	8.4×10^{-3}
94	decad	8.4×10^{-3}
95	experiment	8.3×10^{-3}
96	husband	8.3×10^{-3}
97	intergener	8.1×10^{-3}
98	worker	8.1×10^{-3}
99	father	8×10^{-3}
100	unmarri	8×10^{-3}

TABLE E.56. Dentistry, Oral Surgery and Medicine

No.	Word	RIG
1	dental	1.9×10^{-1}
2	teeth	1.1×10^{-1}
3	conclus	1×10^{-1}
4	tooth	8×10^{-2}
5	periodont	7.4×10^{-2}
6	maxillari	7.2×10^{-2}
7	mandibular	7.2×10^{-2}
8	oral	6.5×10^{-2}
9	implant	5.3×10^{-2}
10	bone	5.3×10^{-2}
11	materi	4.8×10^{-2}
12	patient	4.7×10^{-2}
13	dentin	4.6×10^{-2}
14	orthodont	4.2×10^{-2}
15	gingiv	4.1×10^{-2}
16	mandibl	4×10^{-2}
17	signific	4×10^{-2}
18	clinic	3.9×10^{-2}
19	cari	3.9×10^{-2}
20	method	3.7×10^{-2}
21	premolar	3.7×10^{-2}
22	incisor	3.6×10^{-2}
23	molar	3.6×10^{-2}
24	group	3.4×10^{-2}
25	purpos	3.4×10^{-2}
26	resin	3.2×10^{-2}
27	aim	3.2×10^{-2}
28	dentist	3.1×10^{-2}
29	statist	3.1×10^{-2}
30	object	3.1×10^{-2}
31	evalu	3.1×10^{-2}
32	enamel	2.8×10^{-2}
33	endodont	2.8×10^{-2}
34	radiograph	2.8×10^{-2}
35	maxilla	2.7×10^{-2}
36	restor	2.7×10^{-2}
37	dentistri	2.6×10^{-2}
38	edentul	2.5×10^{-2}
39	treatment	2.5×10^{-2}
40	esthet	2.5×10^{-2}
41	tukey	2.4×10^{-2}
42	anova	2.4×10^{-2}
43	canal	2.4×10^{-2}
44	result	2.4×10^{-2}
45	palat	2.3×10^{-2}
46	dentur	2.3×10^{-2}
47	alveolar	2.2×10^{-2}
48	paper	2.1×10^{-2}
49	studi	2.1×10^{-2}
50	crown	2.1×10^{-2}

No.	Word	RIG
51	abut	2×10^{-2}
52	jaw	2×10^{-2}
53	buccal	2×10^{-2}
54	specimen	2×10^{-2}
55	occlus	1.8×10^{-2}
56	temporomandibular	1.8×10^{-2}
57	mouth	1.7×10^{-2}
58	cbct	1.7×10^{-2}
59	surgeri	1.6×10^{-2}
60	heal	1.6×10^{-2}
61	surgic	1.6×10^{-2}
62	root	1.6×10^{-2}
63	tissu	1.6×10^{-2}
64	maxillofaci	1.5×10^{-2}
65	test	1.5×10^{-2}
66	facial	1.5×10^{-2}
67	malocclus	1.5×10^{-2}
68	divid	1.5×10^{-2}
69	intraor	1.4×10^{-2}
70	assess	1.4×10^{-2}
71	treat	1.4×10^{-2}
72	placement	1.4×10^{-2}
73	prothes	1.4×10^{-2}
74	saliva	1.4×10^{-2}
75	propos	1.4×10^{-2}
76	pulp	1.4×10^{-2}
77	year	1.4×10^{-2}
78	lip	1.4×10^{-2}
79	resorpt	1.3×10^{-2}
80	apic	1.3×10^{-2}
81	follow	1.3×10^{-2}
82	dentit	1.3×10^{-2}
83	month	1.3×10^{-2}
84	periap	1.3×10^{-2}
85	anterior	1.2×10^{-2}
86	plaqu	1.2×10^{-2}
87	titanium	1.2×10^{-2}
88	cone	1.2×10^{-2}
89	cement	1.2×10^{-2}
90	osseointegr	1.2×10^{-2}
91	tomographi	1.1×10^{-2}
92	age	1.1×10^{-2}
93	mesial	1.1×10^{-2}
94	prothesi	1.1×10^{-2}
95	cleft	1.1×10^{-2}
96	orthognath	1.1×10^{-2}
97	lingual	1.1×10^{-2}
98	fractur	1.1×10^{-2}
99	zirconia	1×10^{-2}
100	tmj	1×10^{-2}

TABLE E.57. Dermatology

No.	Word	RIG
1	skin	1.8×10^{-1}
2	patient	9.5×10^{-2}
3	cutan	8.7×10^{-2}
4	dermatolog	6.4×10^{-2}
5	lesion	5.5×10^{-2}
6	psoriasi	5.4×10^{-2}
7	clinic	5.2×10^{-2}
8	background	5×10^{-2}
9	conclus	4.8×10^{-2}
10	dermat	4.3×10^{-2}
11	treatment	4×10^{-2}
12	object	3.9×10^{-2}
13	melanoma	3.8×10^{-2}
14	dermatologist	3.3×10^{-2}
15	wound	3×10^{-2}
16	diseas	3×10^{-2}
17	keratinocyt	2.8×10^{-2}
18	dermal	2.7×10^{-2}
19	epiderm	2.6×10^{-2}
20	paper	2.6×10^{-2}
21	erythema	2.6×10^{-2}
22	melanocyt	2.5×10^{-2}
23	therapi	2.4×10^{-2}
24	treat	2.3×10^{-2}
25	biopsi	2.3×10^{-2}
26	ulcer	2.2×10^{-2}
27	histopatholog	2.2×10^{-2}
28	heal	2.1×10^{-2}
29	case	2.1×10^{-2}
30	diagnosi	2.1×10^{-2}
31	hair	2.1×10^{-2}
32	burn	2×10^{-2}
33	scar	1.9×10^{-2}
34	acn	1.9×10^{-2}
35	atop	1.9×10^{-2}
36	topic	1.8×10^{-2}
37	rare	1.8×10^{-2}
38	epidermi	1.8×10^{-2}
39	report	1.8×10^{-2}
40	dermi	1.7×10^{-2}
41	efficaci	1.7×10^{-2}
42	papul	1.5×10^{-2}
43	histolog	1.4×10^{-2}
44	alopecia	1.4×10^{-2}
45	psoriat	1.4×10^{-2}
46	old	1.4×10^{-2}
47	cosmet	1.4×10^{-2}
48	year	1.4×10^{-2}
49	inflammatori	1.4×10^{-2}
50	chronic	1.4×10^{-2}

No.	Word	RIG
51	common	1.4×10^{-2}
52	retrospect	1.3×10^{-2}
53	pigment	1.2×10^{-2}
54	facial	1.2×10^{-2}
55	vitiligo	1.2×10^{-2}
56	scalp	1.2×10^{-2}
57	cell	1.2×10^{-2}
58	pruritus	1.2×10^{-2}
59	nevus	1.1×10^{-2}
60	plaqu	1.1×10^{-2}
61	propos	1.1×10^{-2}
62	erythemat	1.1×10^{-2}
63	malign	1.1×10^{-2}
64	excis	1.1×10^{-2}
65	diagnos	1.1×10^{-2}
66	vulgari	1×10^{-2}
67	advers	1×10^{-2}
68	week	1×10^{-2}
69	hyperpigment	1×10^{-2}
70	model	1×10^{-2}
71	pemphigus	1×10^{-2}
72	corneum	1×10^{-2}
73	keratosi	1×10^{-2}
74	simul	1×10^{-2}
75	itch	9.7×10^{-3}
76	age	9.5×10^{-3}
77	disord	9.5×10^{-3}
78	pasi	9.5×10^{-3}
79	dermatosi	9.5×10^{-3}
80	dermoscop	9.5×10^{-3}
81	nevi	9.4×10^{-3}
82	may	9.4×10^{-3}
83	dermoscopi	9.4×10^{-3}
84	month	9.3×10^{-3}
85	cream	9.3×10^{-3}
86	bullous	9.3×10^{-3}
87	review	9.2×10^{-3}
88	tissu	9.2×10^{-3}
89	eczema	9.1×10^{-3}
90	blister	9.1×10^{-3}
91	dress	8.9×10^{-3}
92	base	8.9×10^{-3}
93	mycosi	8.9×10^{-3}
94	dermatos	8.8×10^{-3}
95	associ	8.7×10^{-3}
96	temperatur	8.6×10^{-3}
97	carcinoma	8.6×10^{-3}
98	pathogenesi	8.5×10^{-3}
99	corticosteroid	8.5×10^{-3}
100	nail	8.4×10^{-3}

TABLE E.58. Developmental Biology

No.	Word	RIG
1	embryo	8.7×10^{-2}
2	cell	8.7×10^{-2}
3	express	8×10^{-2}
4	embryon	6.6×10^{-2}
5	regul	6.3×10^{-2}
6	gene	5.6×10^{-2}
7	development	5.1×10^{-2}
8	transcript	4.9×10^{-2}
9	protein	3.9×10^{-2}
10	mous	3.5×10^{-2}
11	dure	2.9×10^{-2}
12	role	2.9×10^{-2}
13	zebrafish	2.9×10^{-2}
14	develop	2.9×10^{-2}
15	differenti	2.9×10^{-2}
16	progenitor	2.7×10^{-2}
17	morphogenesi	2.6×10^{-2}
18	drosophila	2.6×10^{-2}
19	vertebr	2.5×10^{-2}
20	paper	2.5×10^{-2}
21	earli	2.4×10^{-2}
22	embryogenesi	2.3×10^{-2}
23	tissu	2.3×10^{-2}
24	signal	2.3×10^{-2}
25	placent	2.3×10^{-2}
26	placenta	2.2×10^{-2}
27	oocyt	2.1×10^{-2}
28	prolifer	2.1×10^{-2}
29	lineag	2.1×10^{-2}
30	matern	2×10^{-2}
31	stem	2×10^{-2}
32	fetal	2×10^{-2}
33	mutant	1.9×10^{-2}
34	matur	1.9×10^{-2}
35	pathway	1.9×10^{-2}
36	germ	1.8×10^{-2}
37	fate	1.8×10^{-2}
38	mammalian	1.8×10^{-2}
39	mesoderm	1.8×10^{-2}
40	neuron	1.8×10^{-2}
41	defect	1.7×10^{-2}
42	blastocyst	1.7×10^{-2}
43	pregnanc	1.7×10^{-2}
44	function	1.7×10^{-2}
45	mediat	1.6×10^{-2}
46	specif	1.6×10^{-2}
47	phenotyp	1.6×10^{-2}
48	postnat	1.6×10^{-2}
49	mice	1.5×10^{-2}
50	stage	1.5×10^{-2}

No.	Word	RIG
51	wnt	1.5×10^{-2}
52	vitro	1.5×10^{-2}
53	receptor	1.5×10^{-2}
54	neural	1.4×10^{-2}
55	xenopus	1.4×10^{-2}
56	mrna	1.4×10^{-2}
57	regulatori	1.4×10^{-2}
58	suggest	1.4×10^{-2}
59	trophoblast	1.3×10^{-2}
60	epithelium	1.3×10^{-2}
61	activ	1.3×10^{-2}
62	pattern	1.3×10^{-2}
63	epitheli	1.3×10^{-2}
64	factor	1.2×10^{-2}
65	promot	1.2×10^{-2}
66	cellular	1.2×10^{-2}
67	repress	1.2×10^{-2}
68	growth	1.2×10^{-2}
69	vivo	1.2×10^{-2}
70	adult	1.2×10^{-2}
71	format	1.2×10^{-2}
72	essenti	1.2×10^{-2}
73	genet	1.2×10^{-2}
74	simul	1.1×10^{-2}
75	gastrul	1.1×10^{-2}
76	sperm	1.1×10^{-2}
77	birth	1.1×10^{-2}
78	bind	1.1×10^{-2}
79	induc	1.1×10^{-2}
80	mesenchym	1.1×10^{-2}
81	base	1.1×10^{-2}
82	cultur	1.1×10^{-2}
83	rescu	1.1×10^{-2}
84	ectoderm	1.1×10^{-2}
85	transgen	1×10^{-2}
86	method	1×10^{-2}
87	mechan	1×10^{-2}
88	fertil	1×10^{-2}
89	follicl	1×10^{-2}
90	nervous	1×10^{-2}
91	anim	1×10^{-2}
92	chromatin	1×10^{-2}
93	normal	9.8×10^{-3}
94	disrupt	9.7×10^{-3}
95	dorsal	9.6×10^{-3}
96	zygot	9.5×10^{-3}
97	genom	9.4×10^{-3}
98	ovari	9.4×10^{-3}
99	migrat	9.3×10^{-3}
100	gestat	9.3×10^{-3}

TABLE E.59. Ecology

No.	Word	RIG
1	speci	1.6×10^{-1}
2	habitat	9.1×10^{-2}
3	ecolog	8.5×10^{-2}
4	ecosystem	7.9×10^{-2}
5	forest	5.2×10^{-2}
6	plant	4.8×10^{-2}
7	communiti	4.5×10^{-2}
8	popul	4.5×10^{-2}
9	abund	4.3×10^{-2}
10	climat	3.7×10^{-2}
11	divers	3.7×10^{-2}
12	biodivers	3.6×10^{-2}
13	predat	3.5×10^{-2}
14	landscap	3.5×10^{-2}
15	environment	3.4×10^{-2}
16	veget	3.3×10^{-2}
17	trait	3.1×10^{-2}
18	soil	3.1×10^{-2}
19	season	3×10^{-2}
20	conserv	2.9×10^{-2}
21	across	2.6×10^{-2}
22	tree	2.4×10^{-2}
23	suggest	2.4×10^{-2}
24	spatial	2.3×10^{-2}
25	pattern	2.3×10^{-2}
26	area	2.3×10^{-2}
27	land	2.3×10^{-2}
28	bird	2.2×10^{-2}
29	reproduct	2.2×10^{-2}
30	variat	2.2×10^{-2}
31	grassland	2.1×10^{-2}
32	may	2.1×10^{-2}
33	patient	2.1×10^{-2}
34	site	2.1×10^{-2}
35	biomass	2.1×10^{-2}
36	chang	2×10^{-2}
37	prey	2×10^{-2}
38	nutrient	1.9×10^{-2}
39	forag	1.9×10^{-2}
40	taxa	1.9×10^{-2}
41	rich	1.8×10^{-2}
42	fish	1.8×10^{-2}
43	declin	1.8×10^{-2}
44	herbivor	1.8×10^{-2}
45	manag	1.8×10^{-2}
46	paper	1.8×10^{-2}
47	evolutionari	1.7×10^{-2}
48	nativ	1.7×10^{-2}
49	import	1.7×10^{-2}
50	assemblag	1.6×10^{-2}

No.	Word	RIG
51	individu	1.6×10^{-2}
52	trophic	1.6×10^{-2}
53	natur	1.6×10^{-2}
54	domin	1.5×10^{-2}
55	north	1.5×10^{-2}
56	nich	1.4×10^{-2}
57	within	1.4×10^{-2}
58	marin	1.3×10^{-2}
59	affect	1.3×10^{-2}
60	understand	1.3×10^{-2}
61	water	1.3×10^{-2}
62	tropic	1.3×10^{-2}
63	annual	1.3×10^{-2}
64	resourc	1.3×10^{-2}
65	wetland	1.3×10^{-2}
66	anthropogen	1.3×10^{-2}
67	wildlif	1.3×10^{-2}
68	geograph	1.3×10^{-2}
69	cover	1.3×10^{-2}
70	river	1.3×10^{-2}
71	northern	1.3×10^{-2}
72	influenc	1.2×10^{-2}
73	shrub	1.2×10^{-2}
74	howev	1.2×10^{-2}
75	southern	1.2×10^{-2}
76	breed	1.2×10^{-2}
77	food	1.2×10^{-2}
78	summer	1.2×10^{-2}
79	clinic	1.2×10^{-2}
80	among	1.2×10^{-2}
81	canopi	1.2×10^{-2}
82	plot	1.2×10^{-2}
83	aquat	1.2×10^{-2}
84	graze	1.2×10^{-2}
85	insect	1.1×10^{-2}
86	relat	1.1×10^{-2}
87	gradient	1.1×10^{-2}
88	terrestri	1.1×10^{-2}
89	mate	1.1×10^{-2}
90	variabl	1.1×10^{-2}
91	agricultur	1.1×10^{-2}
92	scale	1.1×10^{-2}
93	biotic	1.1×10^{-2}
94	temper	1.1×10^{-2}
95	method	1.1×10^{-2}
96	woodi	1.1×10^{-2}
97	invertebr	1.1×10^{-2}
98	differ	1.1×10^{-2}
99	grass	1.1×10^{-2}
100	genet	1×10^{-2}

TABLE E.60. Economics

No.	Word	RIG
1	market	9.1×10^{-2}
2	econom	6.4×10^{-2}
3	price	6×10^{-2}
4	polici	5.8×10^{-2}
5	economi	5.1×10^{-2}
6	countri	5.1×10^{-2}
7	financi	4.8×10^{-2}
8	firm	4.4×10^{-2}
9	empir	3.4×10^{-2}
10	capit	3.2×10^{-2}
11	invest	3.2×10^{-2}
12	trade	3.1×10^{-2}
13	sector	2.7×10^{-2}
14	find	2.6×10^{-2}
15	incom	2.6×10^{-2}
16	tax	2.4×10^{-2}
17	paper	2.4×10^{-2}
18	crisi	2.3×10^{-2}
19	cell	2.1×10^{-2}
20	macroeconom	2×10^{-2}
21	asset	2×10^{-2}
22	busi	1.9×10^{-2}
23	monetari	1.9×10^{-2}
24	bank	1.9×10^{-2}
25	wage	1.9×10^{-2}
26	welfar	1.8×10^{-2}
27	stock	1.7×10^{-2}
28	govern	1.7×10^{-2}
29	method	1.7×10^{-2}
30	patient	1.6×10^{-2}
31	incent	1.6×10^{-2}
32	household	1.6×10^{-2}
33	competit	1.6×10^{-2}
34	financ	1.6×10^{-2}
35	debt	1.5×10^{-2}
36	credit	1.5×10^{-2}
37	surfac	1.5×10^{-2}
38	investor	1.5×10^{-2}
39	privat	1.5×10^{-2}
40	temperatur	1.4×10^{-2}
41	gdp	1.4×10^{-2}
42	panel	1.4×10^{-2}
43	labor	1.4×10^{-2}
44	profit	1.4×10^{-2}
45	compani	1.3×10^{-2}
46	impact	1.3×10^{-2}
47	econometr	1.3×10^{-2}
48	return	1.3×10^{-2}
49	foreign	1.3×10^{-2}
50	fiscal	1.3×10^{-2}

No.	Word	RIG
51	conclus	1.3×10^{-2}
52	cost	1.2×10^{-2}
53	protein	1.2×10^{-2}
54	artiel	1.2×10^{-2}
55	public	1.2×10^{-2}
56	european	1.2×10^{-2}
57	decis	1.2×10^{-2}
58	equilibrium	1.1×10^{-2}
59	clinic	1.1×10^{-2}
60	unemploy	1.1×10^{-2}
61	labour	1.1×10^{-2}
62	equiti	1.1×10^{-2}
63	export	1×10^{-2}
64	portfolio	1×10^{-2}
65	acid	1×10^{-2}
66	social	1×10^{-2}
67	estim	9.8×10^{-3}
68	detect	9.7×10^{-3}
69	corpor	9.7×10^{-3}
70	polit	9.6×10^{-3}
71	fund	9.5×10^{-3}
72	volatil	9.3×10^{-3}
73	industri	9.1×10^{-3}
74	shock	9.1×10^{-3}
75	gene	9×10^{-3}
76	union	8.9×10^{-3}
77	electron	8.8×10^{-3}
78	inflat	8.7×10^{-3}
79	experiment	8.7×10^{-3}
80	domest	8.6×10^{-3}
81	premium	8.5×10^{-3}
82	loan	8.5×10^{-3}
83	institut	8.4×10^{-3}
84	demand	8.4×10^{-3}
85	treatment	8.4×10^{-3}
86	diseas	8.4×10^{-3}
87	molecular	8.3×10^{-3}
88	model	8.2×10^{-3}
89	choic	8.2×10^{-3}
90	pay	8.2×10^{-3}
91	imag	8.1×10^{-3}
92	background	8.1×10^{-3}
93	earn	8×10^{-3}
94	oxid	7.9×10^{-3}
95	phase	7.8×10^{-3}
96	literatur	7.7×10^{-3}
97	materi	7.7×10^{-3}
98	evid	7.7×10^{-3}
99	reform	7.7×10^{-3}
100	express	7.6×10^{-3}

TABLE E.61. Education and Educational Research

No.	Word	RIG
1	student	2.7×10^{-1}
2	educ	2.2×10^{-1}
3	teacher	1.6×10^{-1}
4	learn	1.4×10^{-1}
5	teach	1.4×10^{-1}
6	school	1.2×10^{-1}
7	univers	6.5×10^{-2}
8	classroom	6.3×10^{-2}
9	skill	5.7×10^{-2}
10	research	5.5×10^{-2}
11	cours	5.1×10^{-2}
12	learner	4.8×10^{-2}
13	academ	4.6×10^{-2}
14	curriculum	4.3×10^{-2}
15	pedagog	3.6×10^{-2}
16	profession	3.5×10^{-2}
17	practic	3.5×10^{-2}
18	social	3.3×10^{-2}
19	languag	3.3×10^{-2}
20	knowledg	3.3×10^{-2}
21	instruct	3.2×10^{-2}
22	scienc	3.1×10^{-2}
23	colleg	2.9×10^{-2}
24	english	2.8×10^{-2}
25	particip	2.8×10^{-2}
26	undergradu	2.6×10^{-2}
27	faculti	2.5×10^{-2}
28	engag	2.4×10^{-2}
29	graduati	2.4×10^{-2}
30	interview	2.3×10^{-2}
31	develop	2.2×10^{-2}
32	think	2.1×10^{-2}
33	context	2.1×10^{-2}
34	train	2.1×10^{-2}
35	institut	2.1×10^{-2}
36	focus	2×10^{-2}
37	cell	2×10^{-2}
38	pedagogi	1.9×10^{-2}
39	articl	1.9×10^{-2}
40	way	1.9×10^{-2}
41	program	1.8×10^{-2}
42	compet	1.7×10^{-2}
43	project	1.7×10^{-2}
44	taught	1.7×10^{-2}
45	question	1.7×10^{-2}
46	lectur	1.6×10^{-2}
47	elearn	1.6×10^{-2}
48	instructor	1.6×10^{-2}
49	collabor	1.6×10^{-2}
50	questionnair	1.6×10^{-2}

No.	Word	RIG
51	discuss	1.6×10^{-2}
52	concept	1.6×10^{-2}
53	attitud	1.5×10^{-2}
54	semest	1.5×10^{-2}
55	literaci	1.5×10^{-2}
56	technolog	1.5×10^{-2}
57	temperatur	1.5×10^{-2}
58	lesson	1.4×10^{-2}
59	patient	1.4×10^{-2}
60	opportun	1.4×10^{-2}
61	motiv	1.4×10^{-2}
62	preservic	1.4×10^{-2}
63	creativ	1.4×10^{-2}
64	person	1.4×10^{-2}
65	career	1.3×10^{-2}
66	explor	1.3×10^{-2}
67	perspect	1.3×10^{-2}
68	qualit	1.3×10^{-2}
69	societi	1.3×10^{-2}
70	need	1.3×10^{-2}
71	understand	1.3×10^{-2}
72	percept	1.2×10^{-2}
73	innov	1.2×10^{-2}
74	disciplin	1.2×10^{-2}
75	surfac	1.2×10^{-2}
76	write	1.2×10^{-2}
77	onlin	1.2×10^{-2}
78	communic	1.2×10^{-2}
79	reform	1.2×10^{-2}
80	induc	1.2×10^{-2}
81	protein	1.2×10^{-2}
82	curricula	1.2×10^{-2}
83	survey	1.2×10^{-2}
84	properti	1.1×10^{-2}
85	draw	1.1×10^{-2}
86	efl	1.1×10^{-2}
87	cultur	1.1×10^{-2}
88	children	1.1×10^{-2}
89	polic	1.1×10^{-2}
90	grade	1.1×10^{-2}
91	paramet	1×10^{-2}
92	experi	1×10^{-2}
93	pupil	1×10^{-2}
94	find	9.9×10^{-3}
95	peer	9.9×10^{-3}
96	nation	9.9×10^{-3}
97	peopl	9.7×10^{-3}
98	acid	9.7×10^{-3}
99	work	9.6×10^{-3}
100	issu	9.6×10^{-3}

TABLE E.62. Education, Scientific Disciplines

No.	Word	RIG
1	student	3×10^{-1}
2	educ	1.4×10^{-1}
3	learn	1.3×10^{-1}
4	cours	1.1×10^{-1}
5	teach	1×10^{-1}
6	engin	8.8×10^{-2}
7	undergradu	8.1×10^{-2}
8	skill	6.5×10^{-2}
9	curriculum	6×10^{-2}
10	univers	5.5×10^{-2}
11	faculti	5.2×10^{-2}
12	school	5.1×10^{-2}
13	graduat	4.9×10^{-2}
14	program	4.7×10^{-2}
15	scienc	4.6×10^{-2}
16	profession	3.7×10^{-2}
17	classroom	3.7×10^{-2}
18	instructor	3.7×10^{-2}
19	semest	3.3×10^{-2}
20	academ	3.2×10^{-2}
21	project	3.1×10^{-2}
22	lectur	3.1×10^{-2}
23	introductori	3.1×10^{-2}
24	colleg	3×10^{-2}
25	practic	2.8×10^{-2}
26	instruct	2.8×10^{-2}
27	knowledg	2.8×10^{-2}
28	teacher	2.6×10^{-2}
29	curricula	2.5×10^{-2}
30	taught	2.4×10^{-2}
31	experi	2.4×10^{-2}
32	particip	2.4×10^{-2}
33	engag	2.3×10^{-2}
34	team	2.3×10^{-2}
35	survey	2.3×10^{-2}
36	career	2.2×10^{-2}
37	train	2.1×10^{-2}
38	develop	2.1×10^{-2}
39	research	2.1×10^{-2}
40	design	1.9×10^{-2}
41	concept	1.9×10^{-2}
42	implement	1.8×10^{-2}
43	institut	1.8×10^{-2}
44	disciplin	1.8×10^{-2}
45	collabor	1.8×10^{-2}
46	understand	1.7×10^{-2}
47	topic	1.7×10^{-2}
48	pedagog	1.7×10^{-2}
49	opportun	1.6×10^{-2}
50	medic	1.6×10^{-2}

No.	Word	RIG
51	technolog	1.6×10^{-2}
52	think	1.6×10^{-2}
53	compet	1.5×10^{-2}
54	learner	1.5×10^{-2}
55	question	1.5×10^{-2}
56	capston	1.5×10^{-2}
57	discuss	1.5×10^{-2}
58	year	1.4×10^{-2}
59	focus	1.4×10^{-2}
60	laboratori	1.4×10^{-2}
61	tool	1.3×10^{-2}
62	need	1.3×10^{-2}
63	senior	1.3×10^{-2}
64	assess	1.3×10^{-2}
65	goal	1.3×10^{-2}
66	onlin	1.3×10^{-2}
67	chemistri	1.2×10^{-2}
68	help	1.2×10^{-2}
69	interview	1.2×10^{-2}
70	accredit	1.2×10^{-2}
71	feedback	1.1×10^{-2}
72	mentor	1.1×10^{-2}
73	exam	1.1×10^{-2}
74	lab	1.1×10^{-2}
75	describ	1.1×10^{-2}
76	work	1.1×10^{-2}
77	curricular	1.1×10^{-2}
78	motiv	1×10^{-2}
79	peer	1×10^{-2}
80	paper	1×10^{-2}
81	percept	1×10^{-2}
82	lesson	9.9×10^{-3}
83	pedagogi	9.9×10^{-3}
84	cell	9.9×10^{-3}
85	workshop	9.8×10^{-3}
86	creat	9.6×10^{-3}
87	abet	9.5×10^{-3}
88	technic	9.4×10^{-3}
89	encourag	9.3×10^{-3}
90	will	9.3×10^{-3}
91	class	9.1×10^{-3}
92	challeng	9×10^{-3}
93	profess	9×10^{-3}
94	attitud	9×10^{-3}
95	inquiri	8.8×10^{-3}
96	qualit	8.8×10^{-3}
97	induc	8.7×10^{-3}
98	provid	8.5×10^{-3}
99	innov	8.4×10^{-3}
100	teamwork	8.4×10^{-3}

TABLE E.63. Education, Special

No.	Word	RIG
1	disabl	1.6×10^{-1}
2	children	1.1×10^{-1}
3	autism	8.8×10^{-2}
4	intellectu	8.7×10^{-2}
5	asd	6.2×10^{-2}
6	particip	5.5×10^{-2}
7	student	5.5×10^{-2}
8	intervent	5.2×10^{-2}
9	skill	5×10^{-2}
10	development	4.5×10^{-2}
11	school	4.3×10^{-2}
12	disord	4.1×10^{-2}
13	educ	3.7×10^{-2}
14	teacher	3.3×10^{-2}
15	instruct	3.1×10^{-2}
16	parent	3×10^{-2}
17	child	2.7×10^{-2}
18	research	2.7×10^{-2}
19	social	2.6×10^{-2}
20	languag	2.6×10^{-2}
21	age	2.6×10^{-2}
22	peopl	2.6×10^{-2}
23	difficulti	2.6×10^{-2}
24	learn	2.5×10^{-2}
25	read	2.4×10^{-2}
26	classroom	2.3×10^{-2}
27	impair	2.3×10^{-2}
28	spectrum	2.1×10^{-2}
29	peer	1.9×10^{-2}
30	implic	1.9×10^{-2}
31	deaf	1.9×10^{-2}
32	emot	1.9×10^{-2}
33	examin	1.8×10^{-2}
34	preschool	1.7×10^{-2}
35	word	1.7×10^{-2}
36	individu	1.7×10^{-2}
37	deficit	1.7×10^{-2}
38	studi	1.7×10^{-2}
39	group	1.6×10^{-2}
40	cognit	1.6×10^{-2}
41	support	1.5×10^{-2}
42	score	1.4×10^{-2}
43	cell	1.4×10^{-2}
44	adult	1.4×10^{-2}
45	assess	1.4×10^{-2}
46	task	1.3×10^{-2}
47	behavior	1.3×10^{-2}
48	discuss	1.3×10^{-2}
49	dyslexia	1.3×10^{-2}
50	typic	1.3×10^{-2}

No.	Word	RIG
51	across	1.3×10^{-2}
52	special	1.3×10^{-2}
53	need	1.2×10^{-2}
54	syndrom	1.2×10^{-2}
55	hear	1.2×10^{-2}
56	phonolog	1.2×10^{-2}
57	young	1.2×10^{-2}
58	literaci	1.2×10^{-2}
59	autist	1.1×10^{-2}
60	temperatur	1.1×10^{-2}
61	find	1.1×10^{-2}
62	abil	1×10^{-2}
63	practic	1×10^{-2}
64	vocabulari	1×10^{-2}
65	fluenci	1×10^{-2}
66	nonverb	1×10^{-2}
67	caregiv	1×10^{-2}
68	dyslex	1×10^{-2}
69	interview	1×10^{-2}
70	access	9.8×10^{-3}
71	verbal	9.8×10^{-3}
72	year	9.7×10^{-3}
73	simul	9.7×10^{-3}
74	palsi	9.3×10^{-3}
75	teach	9.1×10^{-3}
76	taught	9.1×10^{-3}
77	person	9×10^{-3}
78	reader	8.7×10^{-3}
79	academ	8.5×10^{-3}
80	energi	8.5×10^{-3}
81	speech	8.4×10^{-3}
82	train	8.2×10^{-3}
83	elementari	8×10^{-3}
84	concentr	8×10^{-3}
85	program	8×10^{-3}
86	mental	7.8×10^{-3}
87	surfac	7.8×10^{-3}
88	item	7.7×10^{-3}
89	profession	7.6×10^{-3}
90	staff	7.5×10^{-3}
91	grade	7.4×10^{-3}
92	adolesc	7.4×10^{-3}
93	boy	7.4×10^{-3}
94	questionnair	7.3×10^{-3}
95	propos	7.3×10^{-3}
96	properti	7.2×10^{-3}
97	induc	7.2×10^{-3}
98	famili	7.1×10^{-3}
99	session	7.1×10^{-3}
100	develop	7.1×10^{-3}

TABLE E.64. Electrochemistry

No.	Word	RIG
1	electrochem	1.9×10^{-1}
2	electrod	1.5×10^{-1}
3	electrolyt	7.8×10^{-2}
4	voltammetri	6.7×10^{-2}
5	anod	5.8×10^{-2}
6	cathod	5.6×10^{-2}
7	oxid	5.1×10^{-2}
8	carbon	4.7×10^{-2}
9	fuel	4.1×10^{-2}
10	cyclic	4×10^{-2}
11	batteri	3.7×10^{-2}
12	imped	3.5×10^{-2}
13	lithium	3.5×10^{-2}
14	ion	3.4×10^{-2}
15	hydrogen	3.3×10^{-2}
16	surfac	3.2×10^{-2}
17	prepar	3.1×10^{-2}
18	spectroscopi	3×10^{-2}
19	charg	3×10^{-2}
20	electron	3×10^{-2}
21	electrocatalyt	2.8×10^{-2}
22	mah	2.8×10^{-2}
23	sensor	2.7×10^{-2}
24	film	2.4×10^{-2}
25	discharg	2.4×10^{-2}
26	reaction	2.3×10^{-2}
27	cycl	2.3×10^{-2}
28	catalyst	2.2×10^{-2}
29	conclus	2.2×10^{-2}
30	nanoparticl	2.1×10^{-2}
31	fabric	1.9×10^{-2}
32	glassi	1.9×10^{-2}
33	electrodeposit	1.8×10^{-2}
34	layer	1.8×10^{-2}
35	deposit	1.8×10^{-2}
36	exhibit	1.8×10^{-2}
37	synthes	1.8×10^{-2}
38	stabil	1.8×10^{-2}
39	patient	1.8×10^{-2}
40	sem	1.7×10^{-2}
41	galvanostat	1.7×10^{-2}
42	redox	1.7×10^{-2}
43	biosensor	1.7×10^{-2}
44	microscopi	1.7×10^{-2}
45	graphen	1.6×10^{-2}
46	xrd	1.6×10^{-2}
47	scan	1.6×10^{-2}
48	densiti	1.6×10^{-2}
49	voltammetr	1.5×10^{-2}
50	capac	1.5×10^{-2}

No.	Word	RIG
51	cell	1.5×10^{-2}
52	excel	1.5×10^{-2}
53	composit	1.5×10^{-2}
54	coat	1.5×10^{-2}
55	metal	1.4×10^{-2}
56	materi	1.4×10^{-2}
57	nanotub	1.4×10^{-2}
58	catalyt	1.4×10^{-2}
59	ray	1.4×10^{-2}
60	temperatur	1.4×10^{-2}
61	sofc	1.3×10^{-2}
62	graphit	1.3×10^{-2}
63	sensit	1.3×10^{-2}
64	current	1.3×10^{-2}
65	ionic	1.3×10^{-2}
66	capacit	1.3×10^{-2}
67	oxygen	1.3×10^{-2}
68	solut	1.3×10^{-2}
69	porous	1.2×10^{-2}
70	year	1.2×10^{-2}
71	diffract	1.2×10^{-2}
72	concentr	1.2×10^{-2}
73	perform	1.2×10^{-2}
74	detect	1.2×10^{-2}
75	electrocatalyst	1.2×10^{-2}
76	dope	1.1×10^{-2}
77	immobil	1.1×10^{-2}
78	associ	1.1×10^{-2}
79	gce	1.1×10^{-2}
80	membran	1.1×10^{-2}
81	xps	1.1×10^{-2}
82	pemfc	1.1×10^{-2}
83	electrolysi	1.1×10^{-2}
84	orr	1×10^{-2}
85	modifi	1×10^{-2}
86	corros	1×10^{-2}
87	solid	1×10^{-2}
88	photoelectron	9.8×10^{-3}
89	high	9.8×10^{-3}
90	diffus	9.7×10^{-3}
91	polym	9.6×10^{-3}
92	supercapacitor	9.5×10^{-3}
93	platinum	9.3×10^{-3}
94	tem	9.2×10^{-3}
95	proton	9.2×10^{-3}
96	mol	9.1×10^{-3}
97	background	9.1×10^{-3}
98	adsorpt	9.1×10^{-3}
99	object	9.1×10^{-3}
100	amperometr	9.1×10^{-3}

TABLE E.65. Emergency Medicine

No.	Word	RIG
1	emerg	1.5×10^{-1}
2	depart	1.5×10^{-1}
3	patient	1.4×10^{-1}
4	conclus	1×10^{-1}
5	hospit	8×10^{-2}
6	trauma	7.8×10^{-2}
7	resuscit	7.4×10^{-2}
8	injuri	7.1×10^{-2}
9	care	6.1×10^{-2}
10	physician	5.1×10^{-2}
11	prehospit	4.8×10^{-2}
12	medic	4.6×10^{-2}
13	outcom	4.5×10^{-2}
14	object	4.4×10^{-2}
15	retrospect	4.3×10^{-2}
16	arrest	4.2×10^{-2}
17	method	4.1×10^{-2}
18	cardiac	3.9×10^{-2}
19	year	3.9×10^{-2}
20	admiss	3.7×10^{-2}
21	acut	3.6×10^{-2}
22	cpr	3.3×10^{-2}
23	admit	3.3×10^{-2}
24	clinic	3.2×10^{-2}
25	chest	3×10^{-2}
26	background	3×10^{-2}
27	prospect	2.9×10^{-2}
28	ohca	2.7×10^{-2}
29	cardiopulmonari	2.5×10^{-2}
30	score	2.4×10^{-2}
31	pain	2.4×10^{-2}
32	review	2.4×10^{-2}
33	fractur	2.4×10^{-2}
34	mortal	2.3×10^{-2}
35	pediatr	2.3×10^{-2}
36	introduc	2.3×10^{-2}
37	ambul	2.3×10^{-2}
38	age	2.3×10^{-2}
39	paper	2.2×10^{-2}
40	discharg	2.2×10^{-2}
41	traumat	2×10^{-2}
42	case	1.9×10^{-2}
43	triag	1.9×10^{-2}
44	diagnosi	1.9×10^{-2}
45	result	1.8×10^{-2}
46	neurolog	1.8×10^{-2}
47	paramed	1.8×10^{-2}
48	injur	1.7×10^{-2}
49	manag	1.7×10^{-2}
50	complic	1.7×10^{-2}

No.	Word	RIG
51	includ	1.7×10^{-2}
52	intub	1.7×10^{-2}
53	stay	1.6×10^{-2}
54	confid	1.6×10^{-2}
55	receiv	1.6×10^{-2}
56	visit	1.6×10^{-2}
57	old	1.6×10^{-2}
58	median	1.6×10^{-2}
59	adult	1.5×10^{-2}
60	month	1.5×10^{-2}
61	interv	1.5×10^{-2}
62	treatment	1.5×10^{-2}
63	surgic	1.5×10^{-2}
64	januari	1.5×10^{-2}
65	inhospit	1.5×10^{-2}
66	iss	1.4×10^{-2}
67	rosc	1.4×10^{-2}
68	report	1.4×10^{-2}
69	hypothermia	1.4×10^{-2}
70	intervent	1.4×10^{-2}
71	blunt	1.3×10^{-2}
72	record	1.3×10^{-2}
73	medicin	1.3×10^{-2}
74	propos	1.3×10^{-2}
75	treat	1.3×10^{-2}
76	associ	1.2×10^{-2}
77	abdomin	1.2×10^{-2}
78	arriv	1.2×10^{-2}
79	icu	1.2×10^{-2}
80	hour	1.2×10^{-2}
81	children	1.2×10^{-2}
82	aim	1.2×10^{-2}
83	common	1.1×10^{-2}
84	minut	1.1×10^{-2}
85	cohort	1.1×10^{-2}
86	bystand	1.1×10^{-2}
87	decemb	1.1×10^{-2}
88	death	1.1×10^{-2}
89	enrol	1.1×10^{-2}
90	properti	1.1×10^{-2}
91	iqr	1.1×10^{-2}
92	total	1×10^{-2}
93	studi	1×10^{-2}
94	group	1×10^{-2}
95	diagnos	1×10^{-2}
96	day	1×10^{-2}
97	return	1×10^{-2}
98	assess	9.9×10^{-3}
99	burn	9.9×10^{-3}
100	demograph	9.9×10^{-3}

TABLE E.66. Endocrinology and Metabolism

No.	Word	RIG
1	diabet	1.2×10^{-1}
2	insulin	8.7×10^{-2}
3	glucos	6.7×10^{-2}
4	conclus	6.1×10^{-2}
5	obes	5.3×10^{-2}
6	hormon	5.3×10^{-2}
7	metabol	5.1×10^{-2}
8	associ	4×10^{-2}
9	age	3.8×10^{-2}
10	patient	3.6×10^{-2}
11	bmi	3.4×10^{-2}
12	level	3.3×10^{-2}
13	receptor	3.2×10^{-2}
14	paper	3.2×10^{-2}
15	serum	3×10^{-2}
16	thyroid	3×10^{-2}
17	increas	2.9×10^{-2}
18	mellitus	2.7×10^{-2}
19	fat	2.6×10^{-2}
20	blood	2.5×10^{-2}
21	adipos	2.5×10^{-2}
22	bone	2.4×10^{-2}
23	bodi	2.3×10^{-2}
24	risk	2.3×10^{-2}
25	women	2.3×10^{-2}
26	express	2.3×10^{-2}
27	diseas	2.2×10^{-2}
28	secret	2.1×10^{-2}
29	signific	2.1×10^{-2}
30	regul	2.1×10^{-2}
31	treatment	2×10^{-2}
32	aim	2×10^{-2}
33	mice	2×10^{-2}
34	pituitari	1.9×10^{-2}
35	studi	1.9×10^{-2}
36	hba1c	1.9×10^{-2}
37	protein	1.8×10^{-2}
38	type	1.8×10^{-2}
39	object	1.8×10^{-2}
40	induc	1.8×10^{-2}
41	glycem	1.7×10^{-2}
42	plasma	1.7×10^{-2}
43	year	1.7×10^{-2}
44	bmd	1.7×10^{-2}
45	diet	1.7×10^{-2}
46	osteoporosi	1.6×10^{-2}
47	subject	1.6×10^{-2}
48	stimul	1.6×10^{-2}
49	homeostasi	1.6×10^{-2}
50	baselin	1.6×10^{-2}

No.	Word	RIG
51	cardiovascular	1.6×10^{-2}
52	male	1.6×10^{-2}
53	clinic	1.5×10^{-2}
54	rat	1.5×10^{-2}
55	gene	1.5×10^{-2}
56	decreas	1.5×10^{-2}
57	cell	1.5×10^{-2}
58	syndrom	1.5×10^{-2}
59	assess	1.5×10^{-2}
60	hba	1.5×10^{-2}
61	adren	1.5×10^{-2}
62	propos	1.5×10^{-2}
63	impair	1.4×10^{-2}
64	week	1.4×10^{-2}
65	defici	1.4×10^{-2}
66	hypothalam	1.4×10^{-2}
67	lipid	1.4×10^{-2}
68	control	1.4×10^{-2}
69	tissu	1.4×10^{-2}
70	beta	1.4×10^{-2}
71	adult	1.4×10^{-2}
72	simul	1.4×10^{-2}
73	may	1.4×10^{-2}
74	normal	1.3×10^{-2}
75	weight	1.3×10^{-2}
76	whether	1.3×10^{-2}
77	adjust	1.3×10^{-2}
78	sex	1.3×10^{-2}
79	group	1.3×10^{-2}
80	elev	1.3×10^{-2}
81	t2dm	1.3×10^{-2}
82	glucagon	1.3×10^{-2}
83	mass	1.3×10^{-2}
84	mrna	1.3×10^{-2}
85	cholesterol	1.3×10^{-2}
86	factor	1.3×10^{-2}
87	men	1.3×10^{-2}
88	hyperglycemia	1.2×10^{-2}
89	endocrin	1.2×10^{-2}
90	triglycerid	1.2×10^{-2}
91	tsh	1.2×10^{-2}
92	absorptiometri	1.2×10^{-2}
93	suggest	1.2×10^{-2}
94	marker	1.2×10^{-2}
95	homa	1.2×10^{-2}
96	cortisol	1.2×10^{-2}
97	testosteron	1.2×10^{-2}
98	intak	1.2×10^{-2}
99	healthi	1.2×10^{-2}
100	leptin	1.2×10^{-2}

TABLE E.67. Energy and Fuels

No.	Word	RIG
1	power	5.2×10^{-2}
2	energi	5.2×10^{-2}
3	fuel	5.1×10^{-2}
4	solar	4.3×10^{-2}
5	electr	2.9×10^{-2}
6	heat	2.9×10^{-2}
7	gas	2.7×10^{-2}
8	patient	2.6×10^{-2}
9	voltag	2.5×10^{-2}
10	oper	2.3×10^{-2}
11	photovolta	2.2×10^{-2}
12	temperatur	2.2×10^{-2}
13	renew	2.2×10^{-2}
14	co2	2.2×10^{-2}
15	effici	2.1×10^{-2}
16	conclus	2.1×10^{-2}
17	turbin	2×10^{-2}
18	wind	1.9×10^{-2}
19	grid	1.8×10^{-2}
20	thermal	1.8×10^{-2}
21	combust	1.8×10^{-2}
22	storag	1.8×10^{-2}
23	carbon	1.6×10^{-2}
24	batteri	1.6×10^{-2}
25	clinic	1.6×10^{-2}
26	paper	1.5×10^{-2}
27	convert	1.5×10^{-2}
28	diseas	1.4×10^{-2}
29	oil	1.4×10^{-2}
30	load	1.4×10^{-2}
31	coal	1.4×10^{-2}
32	simul	1.3×10^{-2}
33	cost	1.3×10^{-2}
34	biomass	1.2×10^{-2}
35	perform	1.2×10^{-2}
36	air	1.2×10^{-2}
37	steam	1.1×10^{-2}
38	hydrogen	1.1×10^{-2}
39	convers	1.1×10^{-2}
40	background	1.1×10^{-2}
41	system	1.1×10^{-2}
42	associ	1.1×10^{-2}
43	generat	1×10^{-2}
44	electrochem	1×10^{-2}
45	group	1×10^{-2}
46	protein	1×10^{-2}
47	cycl	9.4×10^{-3}
48	catalyst	9.4×10^{-3}
49	electrolyt	9.3×10^{-3}
50	diesel	9.2×10^{-3}

No.	Word	RIG
51	express	9.1×10^{-3}
52	reactor	9.1×10^{-3}
53	suppli	9.1×10^{-3}
54	age	8.9×10^{-3}
55	human	8.8×10^{-3}
56	cathod	8.8×10^{-3}
57	capac	8.7×10^{-3}
58	gasif	8.6×10^{-3}
59	gene	8.5×10^{-3}
60	product	8.3×10^{-3}
61	electrod	8.2×10^{-3}
62	biodiesel	8.1×10^{-3}
63	output	8×10^{-3}
64	cancer	8×10^{-3}
65	instal	7.9×10^{-3}
66	flow	7.9×10^{-3}
67	emiss	7.8×10^{-3}
68	anod	7.8×10^{-3}
69	optim	7.8×10^{-3}
70	feedstock	7.7×10^{-3}
71	methan	7.7×10^{-3}
72	tissu	7.5×10^{-3}
73	consumpt	7.3×10^{-3}
74	demand	7.2×10^{-3}
75	pressur	6.9×10^{-3}
76	condit	6.8×10^{-3}
77	collector	6.8×10^{-3}
78	outcom	6.7×10^{-3}
79	therapi	6.6×10^{-3}
80	invert	6.6×10^{-3}
81	lithium	6.6×10^{-3}
82	cool	6.6×10^{-3}
83	econom	6.6×10^{-3}
84	technolog	6.5×10^{-3}
85	exergi	6.5×10^{-3}
86	blood	6.3×10^{-3}
87	charg	6.3×10^{-3}
88	current	6.2×10^{-3}
89	pyrolysi	6.2×10^{-3}
90	infect	6.1×10^{-3}
91	drug	6×10^{-3}
92	fossil	6×10^{-3}
93	popul	5.9×10^{-3}
94	reservoir	5.9×10^{-3}
95	degre	5.9×10^{-3}
96	suggest	5.9×10^{-3}
97	male	5.8×10^{-3}
98	adult	5.8×10^{-3}
99	wast	5.7×10^{-3}
100	may	5.7×10^{-3}

TABLE E.68. Engineering, Aerospace

No.	Word	RIG
1	spacecraft	6.7×10^{-2}
2	aircraft	6.2×10^{-2}
3	flight	6.2×10^{-2}
4	mission	5.8×10^{-2}
5	orbit	4×10^{-2}
6	aerodynam	3.6×10^{-2}
7	satellit	3.2×10^{-2}
8	paper	3×10^{-2}
9	simul	2.5×10^{-2}
10	maneu	2.5×10^{-2}
11	space	2.5×10^{-2}
12	earth	2.3×10^{-2}
13	nasa	2.3×10^{-2}
14	design	2.2×10^{-2}
15	wing	2.2×10^{-2}
16	propuls	2.1×10^{-2}
17	thrust	2×10^{-2}
18	launch	1.8×10^{-2}
19	trajectori	1.8×10^{-2}
20	patient	1.8×10^{-2}
21	system	1.7×10^{-2}
22	vehicl	1.7×10^{-2}
23	rocket	1.6×10^{-2}
24	numer	1.5×10^{-2}
25	propel	1.5×10^{-2}
26	engin	1.5×10^{-2}
27	mach	1.4×10^{-2}
28	aerospac	1.4×10^{-2}
29	conclus	1.4×10^{-2}
30	navig	1.3×10^{-2}
31	flow	1.3×10^{-2}
32	airfoil	1.2×10^{-2}
33	mar	1.2×10^{-2}
34	drag	1.2×10^{-2}
35	aviat	1.2×10^{-2}
36	dynam	1.2×10^{-2}
37	angl	1.2×10^{-2}
38	unsteadi	1.2×10^{-2}
39	unman	1.1×10^{-2}
40	oper	1.1×10^{-2}
41	attitud	1.1×10^{-2}
42	payload	1.1×10^{-2}
43	thruster	1.1×10^{-2}
44	reynold	1.1×10^{-2}
45	perform	1.1×10^{-2}
46	treatment	1.1×10^{-2}
47	capabl	1.1×10^{-2}
48	blade	1.1×10^{-2}
49	clinic	1×10^{-2}
50	comput	1×10^{-2}

No.	Word	RIG
51	altitud	1×10^{-2}
52	helicopt	1×10^{-2}
53	rendezv	1×10^{-2}
54	configur	1×10^{-2}
55	onboard	1×10^{-2}
56	moon	1×10^{-2}
57	diseas	9.9×10^{-3}
58	motion	9.6×10^{-3}
59	flowfield	9.5×10^{-3}
60	track	9.5×10^{-3}
61	hyperson	9.3×10^{-3}
62	veloc	9.3×10^{-3}
63	rotor	9.3×10^{-3}
64	navier	9.2×10^{-3}
65	algorithm	9.1×10^{-3}
66	actuat	9×10^{-3}
67	lift	9×10^{-3}
68	superson	9×10^{-3}
69	cell	9×10^{-3}
70	group	8.9×10^{-3}
71	protein	8.9×10^{-3}
72	avion	8.8×10^{-3}
73	turbul	8.7×10^{-3}
74	model	8.6×10^{-3}
75	air	8.5×10^{-3}
76	jet	8.5×10^{-3}
77	spacewir	8.4×10^{-3}
78	astronaut	8.4×10^{-3}
79	requir	8.3×10^{-3}
80	pressur	8.2×10^{-3}
81	sensor	8.1×10^{-3}
82	scramjet	8.1×10^{-3}
83	suggest	7.9×10^{-3}
84	aeroelast	7.7×10^{-3}
85	nonlinear	7.6×10^{-3}
86	problem	7.5×10^{-3}
87	present	7.5×10^{-3}
88	fli	7.4×10^{-3}
89	lunar	7.4×10^{-3}
90	crew	7.4×10^{-3}
91	stoke	7.3×10^{-3}
92	asteroid	7.2×10^{-3}
93	radar	7.1×10^{-3}
94	nozzl	7.1×10^{-3}
95	gene	7×10^{-3}
96	age	7×10^{-3}
97	ground	6.9×10^{-3}
98	acid	6.7×10^{-3}
99	combustor	6.7×10^{-3}
100	wind	6.7×10^{-3}

TABLE E.69. Engineering, Biomedical

No.	Word	RIG
1	implant	3×10^{-2}
2	tissu	2.9×10^{-2}
3	bone	2.2×10^{-2}
4	imag	1.9×10^{-2}
5	scaffold	1.6×10^{-2}
6	biomechan	1.4×10^{-2}
7	vivo	1.2×10^{-2}
8	biomateri	1.1×10^{-2}
9	collagen	1.1×10^{-2}
10	phantom	1.1×10^{-2}
11	gait	1×10^{-2}
12	use	1×10^{-2}
13	clinic	9.3×10^{-3}
14	biocompat	9.2×10^{-3}
15	vitro	8.8×10^{-3}
16	segment	8.7×10^{-3}
17	devic	8.6×10^{-3}
18	motion	8.5×10^{-3}
19	hydrogel	8.3×10^{-3}
20	muscl	8.1×10^{-3}
21	comput	8.1×10^{-3}
22	subject	7.9×10^{-3}
23	human	7.7×10^{-3}
24	accuraci	7.5×10^{-3}
25	movement	7.4×10^{-3}
26	eeg	7.1×10^{-3}
27	kinemat	7.1×10^{-3}
28	robot	7.1×10^{-3}
29	heart	6.8×10^{-3}
30	regener	6.8×10^{-3}
31	signal	6.7×10^{-3}
32	knee	6.7×10^{-3}
33	brain	6.5×10^{-3}
34	stiff	6.4×10^{-3}
35	joint	6.3×10^{-3}
36	ecg	6.2×10^{-3}
37	cell	6.1×10^{-3}
38	noninvas	5.9×10^{-3}
39	rehabilit	5.9×10^{-3}
40	biomed	5.8×10^{-3}
41	walk	5.8×10^{-3}
42	tomographi	5.7×10^{-3}
43	load	5.7×10^{-3}
44	limb	5.7×10^{-3}
45	forc	5.7×10^{-3}
46	physiolog	5.6×10^{-3}
47	emg	5.5×10^{-3}
48	osteogen	5.3×10^{-3}
49	reconstruct	5.3×10^{-3}
50	deliveri	5.2×10^{-3}

No.	Word	RIG
51	healthi	5.2×10^{-3}
52	automat	5.1×10^{-3}
53	prosthet	5.1×10^{-3}
54	hydroxyapatit	5.1×10^{-3}
55	heal	5×10^{-3}
56	engin	5×10^{-3}
57	flexion	4.9×10^{-3}
58	poli	4.9×10^{-3}
59	cartilag	4.9×10^{-3}
60	mesenchym	4.8×10^{-3}
61	cardiac	4.8×10^{-3}
62	anatom	4.7×10^{-3}
63	blood	4.6×10^{-3}
64	osteoblast	4.5×10^{-3}
65	mri	4.4×10^{-3}
66	ankl	4.4×10^{-3}
67	adhes	4.4×10^{-3}
68	prothes	4.3×10^{-3}
69	mechan	4.3×10^{-3}
70	speci	4.3×10^{-3}
71	accur	4.3×10^{-3}
72	evalu	4.3×10^{-3}
73	stem	4.2×10^{-3}
74	applic	4.2×10^{-3}
75	prothesi	4.1×10^{-3}
76	patient	4.1×10^{-3}
77	classif	4.1×10^{-3}
78	test	4.1×10^{-3}
79	propos	4×10^{-3}
80	bci	3.9×10^{-3}
81	postur	3.9×10^{-3}
82	algorithm	3.9×10^{-3}
83	compar	3.8×10^{-3}
84	hemodynam	3.8×10^{-3}
85	dental	3.8×10^{-3}
86	plant	3.8×10^{-3}
87	temperatur	3.8×10^{-3}
88	method	3.7×10^{-3}
89	hip	3.7×10^{-3}
90	regen	3.7×10^{-3}
91	ventricular	3.6×10^{-3}
92	perform	3.6×10^{-3}
93	attach	3.6×10^{-3}
94	ultrasound	3.6×10^{-3}
95	neural	3.6×10^{-3}
96	registr	3.6×10^{-3}
97	base	3.5×10^{-3}
98	promis	3.5×10^{-3}
99	biomimet	3.5×10^{-3}
100	modulus	3.5×10^{-3}

TABLE E.70. Engineering, Chemical

No.	Word	RIG
1	temperatur	4.1×10^{-2}
2	gas	3.5×10^{-2}
3	catalyst	3.3×10^{-2}
4	adsorpt	3×10^{-2}
5	reactor	2.9×10^{-2}
6	reaction	2.4×10^{-2}
7	patient	2.4×10^{-2}
8	co2	2.2×10^{-2}
9	concentr	2.2×10^{-2}
10	kinet	2.2×10^{-2}
11	process	2.1×10^{-2}
12	fuel	2.1×10^{-2}
13	water	2.1×10^{-2}
14	pressur	2×10^{-2}
15	oil	2×10^{-2}
16	carbon	2×10^{-2}
17	liquid	1.9×10^{-2}
18	particl	1.9×10^{-2}
19	conclus	1.8×10^{-2}
20	mixtur	1.8×10^{-2}
21	remov	1.7×10^{-2}
22	chemic	1.7×10^{-2}
23	aqueous	1.7×10^{-2}
24	catalyt	1.7×10^{-2}
25	combust	1.7×10^{-2}
26	product	1.6×10^{-2}
27	bed	1.6×10^{-2}
28	prepar	1.6×10^{-2}
29	batch	1.5×10^{-2}
30	adsorb	1.5×10^{-2}
31	isotherm	1.5×10^{-2}
32	degre	1.4×10^{-2}
33	surfac	1.4×10^{-2}
34	solut	1.4×10^{-2}
35	experiment	1.3×10^{-2}
36	clinic	1.3×10^{-2}
37	acid	1.3×10^{-2}
38	wastewat	1.2×10^{-2}
39	diseas	1.2×10^{-2}
40	solvent	1.2×10^{-2}
41	heat	1.2×10^{-2}
42	langmuir	1.2×10^{-2}
43	oxid	1.2×10^{-2}
44	flow	1.2×10^{-2}
45	solid	1.2×10^{-2}
46	fluidiz	1.1×10^{-2}
47	condit	1.1×10^{-2}
48	convers	1.1×10^{-2}
49	coal	1.1×10^{-2}
50	membran	1.1×10^{-2}

No.	Word	RIG
51	industri	1×10^{-2}
52	associ	1×10^{-2}
53	biomass	9.9×10^{-3}
54	methan	9.8×10^{-3}
55	equilibrium	9.7×10^{-3}
56	composit	9.7×10^{-3}
57	xrd	9.6×10^{-3}
58	obtain	9.6×10^{-3}
59	pore	9.3×10^{-3}
60	hydrogen	9.2×10^{-3}
61	background	9.2×10^{-3}
62	age	9.2×10^{-3}
63	gasif	9.2×10^{-3}
64	energi	9×10^{-3}
65	year	8.9×10^{-3}
66	permeat	8.9×10^{-3}
67	thermodynam	8.8×10^{-3}
68	sem	8.6×10^{-3}
69	effici	8.5×10^{-3}
70	hydrocarbon	8.5×10^{-3}
71	investig	8×10^{-3}
72	properti	8×10^{-3}
73	distil	8×10^{-3}
74	ethanol	7.9×10^{-3}
75	foul	7.7×10^{-3}
76	gene	7.7×10^{-3}
77	paramet	7.6×10^{-3}
78	thermal	7.6×10^{-3}
79	viscos	7.5×10^{-3}
80	pyrolysi	7.5×10^{-3}
81	steam	7.3×10^{-3}
82	separ	7.3×10^{-3}
83	wast	7.3×10^{-3}
84	spectroscopi	7.3×10^{-3}
85	optimum	7.2×10^{-3}
86	synthes	7.2×10^{-3}
87	biodiesel	7.1×10^{-3}
88	molar	7.1×10^{-3}
89	outcom	7.1×10^{-3}
90	pseudo	7.1×10^{-3}
91	signal	7×10^{-3}
92	flame	6.9×10^{-3}
93	oper	6.9×10^{-3}
94	may	6.9×10^{-3}
95	mpa	6.8×10^{-3}
96	human	6.8×10^{-3}
97	methanol	6.8×10^{-3}
98	air	6.7×10^{-3}
99	feed	6.7×10^{-3}
100	oxygen	6.6×10^{-3}

TABLE E.71. Engineering, Civil

No.	Word	RIG
1	concret	7.2×10^{-2}
2	load	3.2×10^{-2}
3	paper	3.1×10^{-2}
4	steel	2.7×10^{-2}
5	build	2.6×10^{-2}
6	reinforc	2.5×10^{-2}
7	seismic	2.3×10^{-2}
8	patient	2.3×10^{-2}
9	pavement	2.3×10^{-2}
10	asphalt	2.1×10^{-2}
11	model	2.1×10^{-2}
12	bridg	1.8×10^{-2}
13	strength	1.8×10^{-2}
14	shear	1.7×10^{-2}
15	earthquak	1.6×10^{-2}
16	conclus	1.5×10^{-2}
17	numer	1.5×10^{-2}
18	cell	1.5×10^{-2}
19	cement	1.5×10^{-2}
20	construct	1.5×10^{-2}
21	finit	1.5×10^{-2}
22	stiff	1.5×10^{-2}
23	clinic	1.3×10^{-2}
24	element	1.3×10^{-2}
25	water	1.3×10^{-2}
26	crack	1.3×10^{-2}
27	test	1.2×10^{-2}
28	protein	1.2×10^{-2}
29	compress	1.2×10^{-2}
30	displac	1.2×10^{-2}
31	traffic	1.2×10^{-2}
32	diseas	1.2×10^{-2}
33	design	1.1×10^{-2}
34	structur	1.1×10^{-2}
35	girder	1.1×10^{-2}
36	highway	1.1×10^{-2}
37	engin	1.1×10^{-2}
38	flexur	1.1×10^{-2}
39	simul	1×10^{-2}
40	group	1×10^{-2}
41	road	1×10^{-2}
42	beam	1×10^{-2}
43	deform	9.4×10^{-3}
44	gene	9.2×10^{-3}
45	mortar	9.2×10^{-3}
46	soil	9.2×10^{-3}
47	damag	8.9×10^{-3}
48	background	8.9×10^{-3}
49	activ	8.7×10^{-3}
50	column	8.7×10^{-3}

No.	Word	RIG
51	masonri	8.3×10^{-3}
52	river	8.3×10^{-3}
53	buckl	8.2×10^{-3}
54	nonlinear	8×10^{-3}
55	ductil	8×10^{-3}
56	treatment	8×10^{-3}
57	failur	7.9×10^{-3}
58	specimen	7.9×10^{-3}
59	hydraul	7.7×10^{-3}
60	railway	7.4×10^{-3}
61	deck	7.4×10^{-3}
62	hydrolog	7.3×10^{-3}
63	prestress	7.3×10^{-3}
64	capac	7.2×10^{-3}
65	vibrat	7.2×10^{-3}
66	binder	7.1×10^{-3}
67	bend	7.1×10^{-3}
68	associ	6.8×10^{-3}
69	cancer	6.7×10^{-3}
70	elast	6.7×10^{-3}
71	tissu	6.6×10^{-3}
72	flow	6.5×10^{-3}
73	experiment	6.5×10^{-3}
74	molecular	6.4×10^{-3}
75	speci	6.4×10^{-3}
76	acid	6.3×10^{-3}
77	project	6.2×10^{-3}
78	base	6.2×10^{-3}
79	wall	6.2×10^{-3}
80	propos	6×10^{-3}
81	therapi	6×10^{-3}
82	report	5.9×10^{-3}
83	pier	5.8×10^{-3}
84	deflect	5.8×10^{-3}
85	electron	5.8×10^{-3}
86	slab	5.8×10^{-3}
87	forc	5.7×10^{-3}
88	tunnel	5.6×10^{-3}
89	blood	5.5×10^{-3}
90	frame	5.5×10^{-3}
91	carri	5.5×10^{-3}
92	stress	5.5×10^{-3}
93	retrofit	5.4×10^{-3}
94	mediat	5.4×10^{-3}
95	paramet	5.4×10^{-3}
96	span	5.4×10^{-3}
97	predict	5.4×10^{-3}
98	suggest	5.3×10^{-3}
99	vehicl	5.3×10^{-3}
100	rail	5.2×10^{-3}

TABLE E.72. Engineering, Electrical and Electronic

No.	Word	RIG
1	paper	1.1×10^{-1}
2	propos	9.2×10^{-2}
3	power	4.2×10^{-2}
4	algorithm	4.1×10^{-2}
5	studi	4.1×10^{-2}
6	conclus	3.9×10^{-2}
7	simul	3.8×10^{-2}
8	voltag	3.1×10^{-2}
9	patient	2.8×10^{-2}
10	network	2.5×10^{-2}
11	system	2.4×10^{-2}
12	antenna	2.4×10^{-2}
13	circuit	2.4×10^{-2}
14	suggest	2.3×10^{-2}
15	treatment	2.3×10^{-2}
16	associ	2.2×10^{-2}
17	wireless	2.1×10^{-2}
18	base	2.1×10^{-2}
19	protein	1.9×10^{-2}
20	scheme	1.9×10^{-2}
21	frequenc	1.8×10^{-2}
22	group	1.8×10^{-2}
23	output	1.7×10^{-2}
24	design	1.7×10^{-2}
25	bandwidth	1.7×10^{-2}
26	clinic	1.7×10^{-2}
27	ghz	1.6×10^{-2}
28	signific	1.6×10^{-2}
29	devic	1.6×10^{-2}
30	age	1.6×10^{-2}
31	diseas	1.6×10^{-2}
32	oper	1.6×10^{-2}
33	nois	1.6×10^{-2}
34	gene	1.5×10^{-2}
35	implement	1.5×10^{-2}
36	cmos	1.5×10^{-2}
37	acid	1.4×10^{-2}
38	perform	1.4×10^{-2}
39	speci	1.4×10^{-2}
40	achiev	1.4×10^{-2}
41	examin	1.4×10^{-2}
42	found	1.4×10^{-2}
43	filter	1.4×10^{-2}
44	communic	1.3×10^{-2}
45	sensor	1.3×10^{-2}
46	background	1.3×10^{-2}
47	may	1.2×10^{-2}
48	signal	1.2×10^{-2}
49	switch	1.2×10^{-2}
50	problem	1.2×10^{-2}

No.	Word	RIG
51	optim	1.2×10^{-2}
52	user	1.2×10^{-2}
53	year	1.2×10^{-2}
54	electr	1.2×10^{-2}
55	indic	1.1×10^{-2}
56	applic	1.1×10^{-2}
57	assess	1.1×10^{-2}
58	channel	1.1×10^{-2}
59	bit	1.1×10^{-2}
60	cell	1.1×10^{-2}
61	input	1.1×10^{-2}
62	effici	1.1×10^{-2}
63	activ	1.1×10^{-2}
64	technolog	1.1×10^{-2}
65	error	1.1×10^{-2}
66	popul	1.1×10^{-2}
67	evid	1×10^{-2}
68	outcom	1×10^{-2}
69	role	1×10^{-2}
70	relat	1×10^{-2}
71	risk	1×10^{-2}
72	reaction	1×10^{-2}
73	reveal	1×10^{-2}
74	follow	9.9×10^{-3}
75	concentr	9.9×10^{-3}
76	inhibit	9.8×10^{-3}
77	convert	9.8×10^{-3}
78	comput	9.7×10^{-3}
79	month	9.6×10^{-3}
80	molecular	9.5×10^{-3}
81	mediat	9.2×10^{-3}
82	techniqu	9.2×10^{-3}
83	can	9.2×10^{-3}
84	observ	9.1×10^{-3}
85	grid	9×10^{-3}
86	treat	8.8×10^{-3}
87	cancer	8.6×10^{-3}
88	induc	8.6×10^{-3}
89	present	8.5×10^{-3}
90	decreas	8.4×10^{-3}
91	express	8.4×10^{-3}
92	report	8.4×10^{-3}
93	infect	8.3×10^{-3}
94	hardwar	8.2×10^{-3}
95	verifi	8.2×10^{-3}
96	increas	8.2×10^{-3}
97	pathway	8.2×10^{-3}
98	therapi	8.2×10^{-3}
99	radio	8×10^{-3}
100	transmiss	8×10^{-3}

TABLE E.73. Engineering, Environmental

No.	Word	RIG
1	water	4.4×10^{-2}
2	wastewat	4.2×10^{-2}
3	remov	3.5×10^{-2}
4	concentr	3.1×10^{-2}
5	wast	3×10^{-2}
6	environment	3×10^{-2}
7	pollut	2.7×10^{-2}
8	sludg	2×10^{-2}
9	patient	2×10^{-2}
10	effluent	1.8×10^{-2}
11	carbon	1.8×10^{-2}
12	adsorpt	1.8×10^{-2}
13	contamin	1.6×10^{-2}
14	reactor	1.4×10^{-2}
15	co2	1.3×10^{-2}
16	product	1.3×10^{-2}
17	chemic	1.3×10^{-2}
18	recycl	1.3×10^{-2}
19	batch	1.2×10^{-2}
20	organ	1.2×10^{-2}
21	oxid	1.2×10^{-2}
22	gas	1.2×10^{-2}
23	clinic	1.2×10^{-2}
24	process	1.2×10^{-2}
25	adsorb	1.1×10^{-2}
26	cod	1.1×10^{-2}
27	soil	1.1×10^{-2}
28	plant	1.1×10^{-2}
29	municip	1.1×10^{-2}
30	anaerob	1.1×10^{-2}
31	emiss	1.1×10^{-2}
32	conclus	1.1×10^{-2}
33	river	1×10^{-2}
34	kinet	1×10^{-2}
35	lca	1×10^{-2}
36	catalyst	9.7×10^{-3}
37	degrad	9.6×10^{-3}
38	landfil	9.3×10^{-3}
39	dissolv	9.2×10^{-3}
40	industri	9×10^{-3}
41	hydraul	8.7×10^{-3}
42	nitrogen	8.6×10^{-3}
43	diseas	8.5×10^{-3}
44	biomass	8.4×10^{-3}
45	aqueous	8.3×10^{-3}
46	surfac	8.3×10^{-3}
47	effici	8.1×10^{-3}
48	air	8×10^{-3}
49	photocatalyt	8×10^{-3}
50	langmuir	7.6×10^{-3}

No.	Word	RIG
51	sewag	7.6×10^{-3}
52	microbi	7.6×10^{-3}
53	solid	7.5×10^{-3}
54	bed	7.4×10^{-3}
55	sediment	7.4×10^{-3}
56	sorption	7.4×10^{-3}
57	dispos	7×10^{-3}
58	condit	6.8×10^{-3}
59	groundwat	6.8×10^{-3}
60	reduct	6.8×10^{-3}
61	flow	6.7×10^{-3}
62	biodegrad	6.7×10^{-3}
63	oxygen	6.6×10^{-3}
64	ozon	6.6×10^{-3}
65	toxic	6.6×10^{-3}
66	influent	6.3×10^{-3}
67	temperatur	6.3×10^{-3}
68	express	6.2×10^{-3}
69	capac	6.2×10^{-3}
70	asphalt	6.2×10^{-3}
71	disinfect	6.1×10^{-3}
72	sustain	6.1×10^{-3}
73	chlorin	6.1×10^{-3}
74	metal	6×10^{-3}
75	impact	6×10^{-3}
76	reaction	5.8×10^{-3}
77	aquat	5.8×10^{-3}
78	greenhous	5.8×10^{-3}
79	isotherm	5.8×10^{-3}
80	fuel	5.8×10^{-3}
81	amount	5.7×10^{-3}
82	pseudo	5.7×10^{-3}
83	pavement	5.7×10^{-3}
84	matter	5.6×10^{-3}
85	urban	5.6×10^{-3}
86	signal	5.5×10^{-3}
87	tio2	5.4×10^{-3}
88	catalyt	5.3×10^{-3}
89	therapi	5.3×10^{-3}
90	miner	5.2×10^{-3}
91	dioxid	5.2×10^{-3}
92	cycl	5.2×10^{-3}
93	sourc	5.1×10^{-3}
94	phosphorus	5.1×10^{-3}
95	bioga	5.1×10^{-3}
96	inciner	5×10^{-3}
97	reus	4.9×10^{-3}
98	bioreactor	4.9×10^{-3}
99	indic	4.9×10^{-3}
100	freundlich	4.9×10^{-3}

TABLE E.74. Engineering, Geological

No.	Word	RIG
1	soil	1.2×10^{-1}
2	seismic	6.5×10^{-2}
3	rock	6.3×10^{-2}
4	shear	5.1×10^{-2}
5	earthquak	5×10^{-2}
6	geotechn	4.8×10^{-2}
7	clay	3.9×10^{-2}
8	pile	3.7×10^{-2}
9	stress	3.6×10^{-2}
10	load	3.5×10^{-2}
11	sand	3.3×10^{-2}
12	displac	3.3×10^{-2}
13	ground	3×10^{-2}
14	slope	3×10^{-2}
15	undrain	2.9×10^{-2}
16	deform	2.8×10^{-2}
17	triaxial	2.8×10^{-2}
18	excav	2.7×10^{-2}
19	landslid	2.7×10^{-2}
20	strength	2.7×10^{-2}
21	foundat	2.6×10^{-2}
22	numer	2.5×10^{-2}
23	test	2.5×10^{-2}
24	stiff	2.3×10^{-2}
25	failur	2.3×10^{-2}
26	settlement	2.2×10^{-2}
27	suction	2.2×10^{-2}
28	finit	2.1×10^{-2}
29	geolog	2.1×10^{-2}
30	compress	2×10^{-2}
31	element	2×10^{-2}
32	concret	1.9×10^{-2}
33	pressur	1.9×10^{-2}
34	pore	1.9×10^{-2}
35	patient	1.8×10^{-2}
36	unsatur	1.8×10^{-2}
37	underground	1.8×10^{-2}
38	tunnel	1.7×10^{-2}
39	model	1.7×10^{-2}
40	strain	1.7×10^{-2}
41	paper	1.6×10^{-2}
42	engin	1.6×10^{-2}
43	consolid	1.5×10^{-2}
44	reinforc	1.5×10^{-2}
45	elast	1.5×10^{-2}
46	depth	1.5×10^{-2}
47	horizont	1.5×10^{-2}
48	satur	1.4×10^{-2}
49	vertic	1.3×10^{-2}
50	liquefact	1.3×10^{-2}

No.	Word	RIG
51	water	1.3×10^{-2}
52	hydraul	1.3×10^{-2}
53	plastic	1.3×10^{-2}
54	laboratori	1.3×10^{-2}
55	embank	1.3×10^{-2}
56	damag	1.3×10^{-2}
57	conclus	1.2×10^{-2}
58	friction	1.1×10^{-2}
59	paramet	1.1×10^{-2}
60	shake	1.1×10^{-2}
61	behaviour	1.1×10^{-2}
62	wall	1.1×10^{-2}
63	build	1.1×10^{-2}
64	clinic	1.1×10^{-2}
65	shallow	1×10^{-2}
66	protein	9.8×10^{-3}
67	cell	9.7×10^{-3}
68	clayey	9.6×10^{-3}
69	grout	9.6×10^{-3}
70	modulus	9.3×10^{-3}
71	diseas	9.3×10^{-3}
72	construct	9.3×10^{-3}
73	drill	9.2×10^{-3}
74	overconsolid	9.2×10^{-3}
75	fractur	9.2×10^{-3}
76	seepag	9.1×10^{-3}
77	geosynthet	9.1×10^{-3}
78	bear	9×10^{-3}
79	collaps	8.9×10^{-3}
80	permeabl	8.9×10^{-3}
81	borehol	8.7×10^{-3}
82	mohr	8.7×10^{-3}
83	dam	8.6×10^{-3}
84	backfil	8.5×10^{-3}
85	crack	8.5×10^{-3}
86	motion	8.4×10^{-3}
87	specimen	8.4×10^{-3}
88	centrifug	8.3×10^{-3}
89	behavior	8.3×10^{-3}
90	curv	8.3×10^{-3}
91	slide	8.1×10^{-3}
92	geomechan	8.1×10^{-3}
93	instal	8×10^{-3}
94	mine	8×10^{-3}
95	nonlinear	8×10^{-3}
96	simul	7.8×10^{-3}
97	treatment	7.8×10^{-3}
98	group	7.7×10^{-3}
99	soft	7.4×10^{-3}
100	background	7.4×10^{-3}

TABLE E.75. Engineering, Industrial

No.	Word	RIG
1	paper	4.7×10^{-2}
2	manufactur	2.7×10^{-2}
3	industri	2.1×10^{-2}
4	propos	1.7×10^{-2}
5	design	1.6×10^{-2}
6	patient	1.6×10^{-2}
7	compani	1.5×10^{-2}
8	machin	1.4×10^{-2}
9	cost	1.3×10^{-2}
10	product	1.2×10^{-2}
11	model	1.2×10^{-2}
12	engin	1.2×10^{-2}
13	custom	1.1×10^{-2}
14	process	1.1×10^{-2}
15	conclus	1.1×10^{-2}
16	protein	1.1×10^{-2}
17	problem	1.1×10^{-2}
18	decis	1.1×10^{-2}
19	cell	1×10^{-2}
20	oper	9.8×10^{-3}
21	clinic	9.7×10^{-3}
22	diseas	9.2×10^{-3}
23	manag	9.1×10^{-3}
24	demand	8.9×10^{-3}
25	simul	8.9×10^{-3}
26	treatment	8.8×10^{-3}
27	system	8.2×10^{-3}
28	suppli	8.1×10^{-3}
29	gene	8.1×10^{-3}
30	supplier	8×10^{-3}
31	speci	7.6×10^{-3}
32	schedul	7.5×10^{-3}
33	base	7.4×10^{-3}
34	technolog	7.2×10^{-3}
35	optim	7×10^{-3}
36	group	6.8×10^{-3}
37	research	6.7×10^{-3}
38	acid	6.6×10^{-3}
39	heurist	6.3×10^{-3}
40	firm	6.3×10^{-3}
41	concentr	6.3×10^{-3}
42	molecular	6.2×10^{-3}
43	plan	6.2×10^{-3}
44	busi	6.1×10^{-3}
45	solv	6.1×10^{-3}
46	observ	6×10^{-3}
47	express	5.9×10^{-3}
48	methodolog	5.8×10^{-3}
49	cancer	5.8×10^{-3}
50	exampl	5.7×10^{-3}

No.	Word	RIG
51	develop	5.6×10^{-3}
52	approach	5.6×10^{-3}
53	tool	5.3×10^{-3}
54	report	5.3×10^{-3}
55	innov	5.2×10^{-3}
56	safeti	5.2×10^{-3}
57	algorithm	5.1×10^{-3}
58	age	5.1×10^{-3}
59	background	5.1×10^{-3}
60	implement	5×10^{-3}
61	integr	5×10^{-3}
62	associ	4.9×10^{-3}
63	automot	4.8×10^{-3}
64	order	4.8×10^{-3}
65	enterpris	4.7×10^{-3}
66	therapi	4.6×10^{-3}
67	inhibit	4.5×10^{-3}
68	tissu	4.5×10^{-3}
69	perform	4.5×10^{-3}
70	tumor	4.4×10^{-3}
71	induc	4.4×10^{-3}
72	profit	4.3×10^{-3}
73	load	4.3×10^{-3}
74	requir	4.3×10^{-3}
75	ergonom	4.2×10^{-3}
76	assay	4.2×10^{-3}
77	job	4.2×10^{-3}
78	applic	4.2×10^{-3}
79	infect	4.2×10^{-3}
80	drug	4.2×10^{-3}
81	project	4.1×10^{-3}
82	oxid	4.1×10^{-3}
83	receptor	4.1×10^{-3}
84	inventori	4.1×10^{-3}
85	exhibit	4.1×10^{-3}
86	practic	4.1×10^{-3}
87	pathway	4.1×10^{-3}
88	reaction	4×10^{-3}
89	make	4×10^{-3}
90	popul	4×10^{-3}
91	month	3.9×10^{-3}
92	market	3.9×10^{-3}
93	integ	3.9×10^{-3}
94	illustr	3.8×10^{-3}
95	can	3.8×10^{-3}
96	softwar	3.8×10^{-3}
97	vitro	3.8×10^{-3}
98	shop	3.7×10^{-3}
99	bind	3.7×10^{-3}
100	molecul	3.7×10^{-3}

TABLE E.76. Engineering, Manufacturing

No.	Word	RIG
1	manufactur	4.6×10^{-2}
2	machin	3.9×10^{-2}
3	paper	3×10^{-2}
4	process	2.7×10^{-2}
5	workpiec	1.9×10^{-2}
6	cut	1.7×10^{-2}
7	patient	1.7×10^{-2}
8	weld	1.6×10^{-2}
9	conclus	1.6×10^{-2}
10	industri	1.5×10^{-2}
11	steel	1.5×10^{-2}
12	tool	1.4×10^{-2}
13	alloy	1.3×10^{-2}
14	speed	1.2×10^{-2}
15	design	1.2×10^{-2}
16	materi	1.2×10^{-2}
17	wear	1.1×10^{-2}
18	clinic	1.1×10^{-2}
19	protein	1×10^{-2}
20	associ	1×10^{-2}
21	product	1×10^{-2}
22	cell	1×10^{-2}
23	diseas	1×10^{-2}
24	background	9.6×10^{-3}
25	gene	8.6×10^{-3}
26	group	8.6×10^{-3}
27	mill	8.4×10^{-3}
28	suggest	8.4×10^{-3}
29	paramet	8.4×10^{-3}
30	finish	8.3×10^{-3}
31	activ	8.3×10^{-3}
32	rough	8.2×10^{-3}
33	technolog	8.2×10^{-3}
34	optim	7.9×10^{-3}
35	age	7.8×10^{-3}
36	tensil	7.7×10^{-3}
37	simul	7.4×10^{-3}
38	speci	7.3×10^{-3}
39	model	7×10^{-3}
40	friction	6.9×10^{-3}
41	express	6.9×10^{-3}
42	report	6.8×10^{-3}
43	may	6.7×10^{-3}
44	hard	6.6×10^{-3}
45	cost	6.6×10^{-3}
46	propos	6.6×10^{-3}
47	microstructur	6.5×10^{-3}
48	finit	6.4×10^{-3}
49	engin	6.3×10^{-3}
50	year	6.2×10^{-3}

No.	Word	RIG
51	forc	6.1×10^{-3}
52	surfac	6.1×10^{-3}
53	strength	6.1×10^{-3}
54	treatment	6.1×10^{-3}
55	popul	6.1×10^{-3}
56	custom	5.9×10^{-3}
57	cancer	5.9×10^{-3}
58	compani	5.7×10^{-3}
59	aluminum	5.6×10^{-3}
60	deform	5.6×10^{-3}
61	taguchi	5.5×10^{-3}
62	grind	5.5×10^{-3}
63	supplier	5.4×10^{-3}
64	signific	5.4×10^{-3}
65	month	5.4×10^{-3}
66	carbid	5.3×10^{-3}
67	experiment	5.3×10^{-3}
68	automot	5.2×10^{-3}
69	aerospac	5.1×10^{-3}
70	cnc	5.1×10^{-3}
71	softwar	4.9×10^{-3}
72	element	4.8×10^{-3}
73	therapi	4.8×10^{-3}
74	suppli	4.7×10^{-3}
75	infect	4.6×10^{-3}
76	qualiti	4.5×10^{-3}
77	pathway	4.4×10^{-3}
78	research	4.3×10^{-3}
79	part	4.3×10^{-3}
80	evind	4.3×10^{-3}
81	molecular	4.3×10^{-3}
82	blood	4.2×10^{-3}
83	tumor	4.2×10^{-3}
84	mediat	4.2×10^{-3}
85	receptor	4.2×10^{-3}
86	particip	4.2×10^{-3}
87	adult	4.2×10^{-3}
88	base	4.2×10^{-3}
89	abras	4.2×10^{-3}
90	inhibit	4.1×10^{-3}
91	fabric	4×10^{-3}
92	assay	4×10^{-3}
93	day	4×10^{-3}
94	demand	4×10^{-3}
95	problem	3.9×10^{-3}
96	heat	3.9×10^{-3}
97	bind	3.9×10^{-3}
98	male	3.9×10^{-3}
99	sheet	3.9×10^{-3}
100	metal	3.9×10^{-3}

TABLE E.77. Engineering, Marine

No.	Word	RIG
1	ship	1.1×10^{-1}
2	underwat	7.7×10^{-2}
3	sea	6.1×10^{-2}
4	offshor	5.7×10^{-2}
5	wave	4.9×10^{-2}
6	hull	4.9×10^{-2}
7	paper	3.6×10^{-2}
8	ocean	3.3×10^{-2}
9	auv	3.1×10^{-2}
10	vessel	3×10^{-2}
11	hydrodynam	3×10^{-2}
12	numer	2.8×10^{-2}
13	marin	2.7×10^{-2}
14	simul	2.6×10^{-2}
15	motion	2.4×10^{-2}
16	water	2.4×10^{-2}
17	float	2.2×10^{-2}
18	model	2×10^{-2}
19	tank	2×10^{-2}
20	load	1.9×10^{-2}
21	cfid	1.9×10^{-2}
22	turbin	1.9×10^{-2}
23	oper	1.9×10^{-2}
24	acoust	1.9×10^{-2}
25	riser	1.9×10^{-2}
26	moor	1.9×10^{-2}
27	tow	1.8×10^{-2}
28	design	1.7×10^{-2}
29	vehicl	1.7×10^{-2}
30	patient	1.6×10^{-2}
31	sonar	1.6×10^{-2}
32	propuls	1.6×10^{-2}
33	forc	1.6×10^{-2}
34	navig	1.5×10^{-2}
35	drag	1.4×10^{-2}
36	speed	1.4×10^{-2}
37	autonom	1.4×10^{-2}
38	propel	1.4×10^{-2}
39	wind	1.4×10^{-2}
40	heav	1.3×10^{-2}
41	fpso	1.3×10^{-2}
42	sail	1.3×10^{-2}
43	instal	1.3×10^{-2}
44	seakeep	1.3×10^{-2}
45	seab	1.3×10^{-2}
46	semisubmers	1.2×10^{-2}
47	vortex	1.2×10^{-2}
48	flow	1.2×10^{-2}
49	veloc	1.1×10^{-2}
50	subsea	1.1×10^{-2}

No.	Word	RIG
51	depth	1.1×10^{-2}
52	present	1.1×10^{-2}
53	conclus	1.1×10^{-2}
54	glider	1.1×10^{-2}
55	viv	1.1×10^{-2}
56	cell	1×10^{-2}
57	fluid	1×10^{-2}
58	engin	1×10^{-2}
59	platform	1×10^{-2}
60	tanker	1×10^{-2}
61	clinic	9.8×10^{-3}
62	buoy	9.7×10^{-3}
63	nonlinear	9.6×10^{-3}
64	maritim	9.6×10^{-3}
65	finit	9.6×10^{-3}
66	naval	9.4×10^{-3}
67	cylind	9.4×10^{-3}
68	rov	9.3×10^{-3}
69	reynold	9.2×10^{-3}
70	treatment	9.1×10^{-3}
71	carri	9×10^{-3}
72	diseas	8.9×10^{-3}
73	system	8.6×10^{-3}
74	seafloor	8.3×10^{-3}
75	fatigu	8.3×10^{-3}
76	navier	8.3×10^{-3}
77	protein	8.1×10^{-3}
78	bow	7.9×10^{-3}
79	lift	7.9×10^{-3}
80	age	7.8×10^{-3}
81	coastal	7.8×10^{-3}
82	ice	7.8×10^{-3}
83	blade	7.8×10^{-3}
84	pressur	7.8×10^{-3}
85	breakwat	7.7×10^{-3}
86	submerg	7.7×10^{-3}
87	calm	7.6×10^{-3}
88	slam	7.6×10^{-3}
89	lng	7.6×10^{-3}
90	valid	7.6×10^{-3}
91	vertic	7.5×10^{-3}
92	height	7.5×10^{-3}
93	stoke	7.4×10^{-3}
94	girder	7.4×10^{-3}
95	acid	7.4×10^{-3}
96	suggest	7.4×10^{-3}
97	bottom	7.3×10^{-3}
98	deep	7.2×10^{-3}
99	deck	7.2×10^{-3}
100	hydroelast	7.1×10^{-3}

TABLE E.78. Engineering, Mechanical

No.	Word	RIG
1	paper	3.4×10^{-2}
2	simul	2.6×10^{-2}
3	flow	2.6×10^{-2}
4	heat	2.4×10^{-2}
5	numer	2.4×10^{-2}
6	patient	2.4×10^{-2}
7	load	2.4×10^{-2}
8	turbin	2.2×10^{-2}
9	conclus	2.1×10^{-2}
10	vibrat	2×10^{-2}
11	finit	1.9×10^{-2}
12	design	1.9×10^{-2}
13	pressur	1.9×10^{-2}
14	experiment	1.7×10^{-2}
15	model	1.6×10^{-2}
16	steel	1.6×10^{-2}
17	engin	1.6×10^{-2}
18	speed	1.5×10^{-2}
19	fluid	1.5×10^{-2}
20	clinic	1.5×10^{-2}
21	veloc	1.5×10^{-2}
22	group	1.4×10^{-2}
23	fatigu	1.4×10^{-2}
24	reynold	1.4×10^{-2}
25	cfid	1.4×10^{-2}
26	blade	1.4×10^{-2}
27	friction	1.4×10^{-2}
28	pipe	1.4×10^{-2}
29	forc	1.4×10^{-2}
30	crack	1.4×10^{-2}
31	protein	1.3×10^{-2}
32	diseas	1.3×10^{-2}
33	cell	1.3×10^{-2}
34	activ	1.2×10^{-2}
35	suggest	1.2×10^{-2}
36	associ	1.2×10^{-2}
37	element	1.1×10^{-2}
38	gene	1.1×10^{-2}
39	dynam	1.1×10^{-2}
40	paramet	1.1×10^{-2}
41	background	1.1×10^{-2}
42	inlet	1.1×10^{-2}
43	turbul	1×10^{-2}
44	age	1×10^{-2}
45	cool	9.4×10^{-3}
46	stress	9.4×10^{-3}
47	thermal	9.2×10^{-3}
48	treatment	9.2×10^{-3}
49	rotor	9.1×10^{-3}
50	motion	9×10^{-3}

No.	Word	RIG
51	equat	8.8×10^{-3}
52	stiff	8.5×10^{-3}
53	oper	8.5×10^{-3}
54	system	8.5×10^{-3}
55	condit	8.4×10^{-3}
56	machin	8.4×10^{-3}
57	report	8.3×10^{-3}
58	popul	8.2×10^{-3}
59	wear	8×10^{-3}
60	damp	7.9×10^{-3}
61	nonlinear	7.8×10^{-3}
62	cancer	7.8×10^{-3}
63	compressor	7.7×10^{-3}
64	weld	7.6×10^{-3}
65	unsteadi	7.6×10^{-3}
66	aerodynam	7.6×10^{-3}
67	temperatur	7.6×10^{-3}
68	wall	7.6×10^{-3}
69	deform	7.4×10^{-3}
70	plate	7.4×10^{-3}
71	air	7.3×10^{-3}
72	manufactur	7.2×10^{-3}
73	hydraul	7.2×10^{-3}
74	cyлинд	7.2×10^{-3}
75	transfer	7.1×10^{-3}
76	displac	7×10^{-3}
77	fuel	6.9×10^{-3}
78	ansi	6.9×10^{-3}
79	axial	6.9×10^{-3}
80	speci	6.9×10^{-3}
81	outcom	6.8×10^{-3}
82	lubric	6.8×10^{-3}
83	mediat	6.8×10^{-3}
84	year	6.8×10^{-3}
85	acid	6.8×10^{-3}
86	solv	6.8×10^{-3}
87	particip	6.7×10^{-3}
88	gas	6.5×10^{-3}
89	may	6.5×10^{-3}
90	base	6.5×10^{-3}
91	therapi	6.5×10^{-3}
92	express	6.4×10^{-3}
93	actuat	6.4×10^{-3}
94	month	6.4×10^{-3}
95	boundari	6.4×10^{-3}
96	day	6.2×10^{-3}
97	infect	6.2×10^{-3}
98	gear	6.1×10^{-3}
99	coeffici	6.1×10^{-3}
100	geometri	6.1×10^{-3}

TABLE E.79. Engineering, Multidisciplinary

No.	Word	RIG
1	paper	4.2×10^{-2}
2	engin	1.9×10^{-2}
3	patient	1.8×10^{-2}
4	propos	1.8×10^{-2}
5	problem	1.7×10^{-2}
6	conclus	1.7×10^{-2}
7	numer	1.3×10^{-2}
8	solv	1.3×10^{-2}
9	protein	1.1×10^{-2}
10	cell	1.1×10^{-2}
11	algorithm	1.1×10^{-2}
12	clinic	1.1×10^{-2}
13	simul	1×10^{-2}
14	associ	1×10^{-2}
15	diseas	9.1×10^{-3}
16	design	9×10^{-3}
17	student	8.8×10^{-3}
18	gene	8.8×10^{-3}
19	finit	8.7×10^{-3}
20	suggest	8.7×10^{-3}
21	treatment	8.6×10^{-3}
22	age	8.6×10^{-3}
23	base	8.3×10^{-3}
24	system	8.2×10^{-3}
25	exampl	7.9×10^{-3}
26	signific	7.2×10^{-3}
27	group	7.1×10^{-3}
28	background	6.6×10^{-3}
29	comput	5.9×10^{-3}
30	activ	5.9×10^{-3}
31	cancer	5.9×10^{-3}
32	machin	5.9×10^{-3}
33	report	5.8×10^{-3}
34	nonlinear	5.7×10^{-3}
35	may	5.7×10^{-3}
36	studi	5.6×10^{-3}
37	acid	5.5×10^{-3}
38	model	5.5×10^{-3}
39	element	5.3×10^{-3}
40	induc	5.3×10^{-3}
41	optim	5.3×10^{-3}
42	therapi	5.2×10^{-3}
43	implement	5.2×10^{-3}
44	mediat	5×10^{-3}
45	equat	5×10^{-3}
46	technolog	5×10^{-3}
47	mathemat	4.9×10^{-3}
48	speed	4.8×10^{-3}
49	paramet	4.8×10^{-3}
50	speci	4.8×10^{-3}

No.	Word	RIG
51	month	4.8×10^{-3}
52	molecular	4.7×10^{-3}
53	express	4.7×10^{-3}
54	inhibit	4.6×10^{-3}
55	load	4.6×10^{-3}
56	infect	4.5×10^{-3}
57	assay	4.5×10^{-3}
58	tissu	4.5×10^{-3}
59	drug	4.4×10^{-3}
60	adult	4.3×10^{-3}
61	receptor	4.3×10^{-3}
62	accuraci	4.3×10^{-3}
63	matlab	4.3×10^{-3}
64	tumor	4.2×10^{-3}
65	flame	4.2×10^{-3}
66	industri	4.2×10^{-3}
67	fuzzi	4.1×10^{-3}
68	potenti	4.1×10^{-3}
69	present	4×10^{-3}
70	blood	4×10^{-3}
71	softwar	4×10^{-3}
72	order	3.9×10^{-3}
73	evid	3.9×10^{-3}
74	popul	3.9×10^{-3}
75	bind	3.9×10^{-3}
76	vitro	3.9×10^{-3}
77	solut	3.8×10^{-3}
78	mice	3.8×10^{-3}
79	therapeut	3.7×10^{-3}
80	pathway	3.6×10^{-3}
81	cours	3.6×10^{-3}
82	beta	3.5×10^{-3}
83	observ	3.5×10^{-3}
84	day	3.5×10^{-3}
85	learn	3.4×10^{-3}
86	male	3.4×10^{-3}
87	process	3.4×10^{-3}
88	molecul	3.4×10^{-3}
89	undergradu	3.4×10^{-3}
90	dna	3.4×10^{-3}
91	dose	3.4×10^{-3}
92	remain	3.4×10^{-3}
93	verifi	3.4×10^{-3}
94	surviv	3.3×10^{-3}
95	faculti	3.3×10^{-3}
96	disord	3.3×10^{-3}
97	examin	3.3×10^{-3}
98	underw	3.3×10^{-3}
99	retrospect	3.2×10^{-3}
100	discret	3.2×10^{-3}

TABLE E.80. Engineering, Ocean

No.	Word	RIG
1	wave	9.1×10^{-2}
2	offshor	8.6×10^{-2}
3	sea	6.1×10^{-2}
4	ship	5.2×10^{-2}
5	hydrodynam	4.4×10^{-2}
6	underwat	4.3×10^{-2}
7	numer	4.1×10^{-2}
8	riser	3.8×10^{-2}
9	ocean	3.8×10^{-2}
10	float	3.6×10^{-2}
11	water	3.6×10^{-2}
12	moor	3.2×10^{-2}
13	motion	3.1×10^{-2}
14	paper	3.1×10^{-2}
15	simul	2.9×10^{-2}
16	model	2.9×10^{-2}
17	load	2.8×10^{-2}
18	wind	2.8×10^{-2}
19	hull	2.7×10^{-2}
20	forc	2.4×10^{-2}
21	seab	2.3×10^{-2}
22	depth	2.3×10^{-2}
23	semisubmers	2×10^{-2}
24	marin	2×10^{-2}
25	subsea	1.9×10^{-2}
26	veloc	1.9×10^{-2}
27	breakwat	1.8×10^{-2}
28	pipe	1.8×10^{-2}
29	drag	1.8×10^{-2}
30	vessel	1.7×10^{-2}
31	coastal	1.7×10^{-2}
32	heav	1.7×10^{-2}
33	patient	1.7×10^{-2}
34	horizont	1.7×10^{-2}
35	height	1.6×10^{-2}
36	flow	1.6×10^{-2}
37	tank	1.6×10^{-2}
38	instal	1.6×10^{-2}
39	vertic	1.5×10^{-2}
40	viv	1.5×10^{-2}
41	pipelin	1.5×10^{-2}
42	turbin	1.5×10^{-2}
43	fpso	1.5×10^{-2}
44	submerg	1.4×10^{-2}
45	cfid	1.4×10^{-2}
46	vortex	1.4×10^{-2}
47	auv	1.4×10^{-2}
48	fluid	1.4×10^{-2}
49	finit	1.3×10^{-2}
50	nonlinear	1.3×10^{-2}

No.	Word	RIG
51	acoust	1.3×10^{-2}
52	design	1.3×10^{-2}
53	fatigu	1.2×10^{-2}
54	buoy	1.2×10^{-2}
55	pressur	1.2×10^{-2}
56	shallow	1.1×10^{-2}
57	platform	1.1×10^{-2}
58	deepwat	1.1×10^{-2}
59	bottom	1.1×10^{-2}
60	predict	1.1×10^{-2}
61	present	1.1×10^{-2}
62	reynold	1.1×10^{-2}
63	equat	1×10^{-2}
64	cylind	1×10^{-2}
65	conclus	1×10^{-2}
66	tension	1×10^{-2}
67	condit	1×10^{-2}
68	spar	1×10^{-2}
69	cell	1×10^{-2}
70	valid	1×10^{-2}
71	oper	9.9×10^{-3}
72	clinic	9.9×10^{-3}
73	beach	9.6×10^{-3}
74	navier	9.6×10^{-3}
75	dynam	9.6×10^{-3}
76	tow	9.5×10^{-3}
77	catenari	9.4×10^{-3}
78	stoke	9.4×10^{-3}
79	damp	9.3×10^{-3}
80	speed	9.2×10^{-3}
81	flume	9.2×10^{-3}
82	deep	9.1×10^{-3}
83	seakeep	9.1×10^{-3}
84	diseas	9.1×10^{-3}
85	coast	9.1×10^{-3}
86	test	8.9×10^{-3}
87	carri	8.8×10^{-3}
88	dnv	8.7×10^{-3}
89	propag	8.4×10^{-3}
90	oil	8.4×10^{-3}
91	turbul	8.3×10^{-3}
92	protein	8.3×10^{-3}
93	irregular	8.2×10^{-3}
94	ice	8.2×10^{-3}
95	drill	8.2×10^{-3}
96	estim	8.1×10^{-3}
97	consid	8.1×10^{-3}
98	appli	8.1×10^{-3}
99	shore	7.8×10^{-3}
100	boundari	7.8×10^{-3}

TABLE E.81. Engineering, Petroleum

No.	Word	RIG
1	reservoir	1.4×10^{-1}
2	oil	1.3×10^{-1}
3	gas	6.2×10^{-2}
4	permeabl	4.5×10^{-2}
5	drill	4.5×10^{-2}
6	rock	4.2×10^{-2}
7	pressur	4.1×10^{-2}
8	wellbor	4.1×10^{-2}
9	fluid	3.7×10^{-2}
10	shale	3.3×10^{-2}
11	hydrocarbon	2.9×10^{-2}
12	fractur	2.8×10^{-2}
13	petroleum	2.6×10^{-2}
14	sandston	2.3×10^{-2}
15	format	2.2×10^{-2}
16	geolog	2.2×10^{-2}
17	flow	2.2×10^{-2}
18	recoveri	2.1×10^{-2}
19	viscos	2×10^{-2}
20	oilfield	1.9×10^{-2}
21	product	1.9×10^{-2}
22	basin	1.8×10^{-2}
23	inject	1.8×10^{-2}
24	pore	1.6×10^{-2}
25	patient	1.6×10^{-2}
26	water	1.6×10^{-2}
27	waterflood	1.6×10^{-2}
28	crude	1.6×10^{-2}
29	poros	1.5×10^{-2}
30	well	1.5×10^{-2}
31	petrophys	1.4×10^{-2}
32	flood	1.4×10^{-2}
33	horizont	1.3×10^{-2}
34	asphalten	1.3×10^{-2}
35	borehol	1.2×10^{-2}
36	sand	1.2×10^{-2}
37	satur	1.1×10^{-2}
38	conclus	1.1×10^{-2}
39	hydraul	1.1×10^{-2}
40	downhol	1.1×10^{-2}
41	co2	1.1×10^{-2}
42	mud	1.1×10^{-2}
43	field	1×10^{-2}
44	coal	1×10^{-2}
45	log	9.7×10^{-3}
46	clinic	9.7×10^{-3}
47	temperatur	9.3×10^{-3}
48	eor	9.2×10^{-3}
49	diseas	9.2×10^{-3}
50	proppant	9×10^{-3}

No.	Word	RIG
51	carbon	8.9×10^{-3}
52	offshor	8.9×10^{-3}
53	coreflood	8.8×10^{-3}
54	brine	8.7×10^{-3}
55	pipe	8.5×10^{-3}
56	sedimentari	8.1×10^{-3}
57	litholog	8×10^{-3}
58	zone	8×10^{-3}
59	protein	8×10^{-3}
60	faci	7.9×10^{-3}
61	miner	7.5×10^{-3}
62	heavi	7.5×10^{-3}
63	cell	7.5×10^{-3}
64	porous	7.4×10^{-3}
65	bitumen	7.1×10^{-3}
66	core	7×10^{-3}
67	background	7×10^{-3}
68	displac	6.7×10^{-3}
69	drainag	6.7×10^{-3}
70	plug	6.6×10^{-3}
71	human	6.5×10^{-3}
72	seismic	6.5×10^{-3}
73	surfact	6.5×10^{-3}
74	bottomhol	6.4×10^{-3}
75	sag	6.3×10^{-3}
76	properti	6.3×10^{-3}
77	unconvent	6.3×10^{-3}
78	gene	6.2×10^{-3}
79	wettabl	6.2×10^{-3}
80	sagd	6.1×10^{-3}
81	refineri	6×10^{-3}
82	condit	5.9×10^{-3}
83	capillari	5.8×10^{-3}
84	bed	5.8×10^{-3}
85	simul	5.8×10^{-3}
86	gasolin	5.8×10^{-3}
87	graviti	5.7×10^{-3}
88	rheolog	5.7×10^{-3}
89	industri	5.5×10^{-3}
90	deepwat	5.4×10^{-3}
91	imbibit	5.4×10^{-3}
92	deposit	5.4×10^{-3}
93	slug	5.3×10^{-3}
94	volum	5.3×10^{-3}
95	particip	5.3×10^{-3}
96	methan	5.3×10^{-3}
97	paramet	5.1×10^{-3}
98	cancer	5×10^{-3}
99	dolomit	5×10^{-3}
100	multiphas	5×10^{-3}

TABLE E.82. Entomology

No.	Word	RIG
1	insect	1.3×10^{-1}
2	pest	1.3×10^{-1}
3	speci	1.3×10^{-1}
4	larva	8.1×10^{-2}
5	egg	5.2×10^{-2}
6	larval	5.1×10^{-2}
7	beetl	4.8×10^{-2}
8	adult	4.4×10^{-2}
9	parasitoid	4.4×10^{-2}
10	instar	4.4×10^{-2}
11	femal	4.2×10^{-2}
12	insecticid	4.2×10^{-2}
13	lepidoptera	4.2×10^{-2}
14	oviposit	4.1×10^{-2}
15	host	4×10^{-2}
16	hemiptera	3.9×10^{-2}
17	coleoptera	3.9×10^{-2}
18	plant	3.9×10^{-2}
19	hymenoptera	3.5×10^{-2}
20	diptera	3.3×10^{-2}
21	infest	3.3×10^{-2}
22	rear	3×10^{-2}
23	mite	3×10^{-2}
24	genus	2.9×10^{-2}
25	feed	2.7×10^{-2}
26	moth	2.7×10^{-2}
27	aphid	2.7×10^{-2}
28	fli	2.6×10^{-2}
29	bee	2.5×10^{-2}
30	pupa	2.5×10^{-2}
31	predat	2.4×10^{-2}
32	nymph	2.4×10^{-2}
33	crop	2.4×10^{-2}
34	popul	2.3×10^{-2}
35	fecund	2.3×10^{-2}
36	pupal	2×10^{-2}
37	paper	2×10^{-2}
38	enemi	2×10^{-2}
39	male	1.9×10^{-2}
40	method	1.9×10^{-2}
41	biolog	1.8×10^{-2}
42	patient	1.8×10^{-2}
43	nov	1.8×10^{-2}
44	mosquito	1.8×10^{-2}
45	habitat	1.7×10^{-2}
46	ant	1.7×10^{-2}
47	wasp	1.7×10^{-2}
48	mate	1.7×10^{-2}
49	reproduct	1.6×10^{-2}
50	laboratori	1.6×10^{-2}

No.	Word	RIG
51	parasit	1.6×10^{-2}
52	genera	1.5×10^{-2}
53	abund	1.5×10^{-2}
54	trap	1.5×10^{-2}
55	pheromon	1.4×10^{-2}
56	spider	1.4×10^{-2}
57	bioassay	1.4×10^{-2}
58	leaf	1.4×10^{-2}
59	bait	1.4×10^{-2}
60	coloni	1.4×10^{-2}
61	fruit	1.3×10^{-2}
62	herbivor	1.3×10^{-2}
63	predatori	1.3×10^{-2}
64	entomopathogen	1.3×10^{-2}
65	arthropod	1.3×10^{-2}
66	model	1.3×10^{-2}
67	borer	1.3×10^{-2}
68	prey	1.2×10^{-2}
69	honey	1.2×10^{-2}
70	collect	1.2×10^{-2}
71	longev	1.2×10^{-2}
72	tabaci	1.2×10^{-2}
73	aed	1.2×10^{-2}
74	propos	1.2×10^{-2}
75	record	1.1×10^{-2}
76	forest	1.1×10^{-2}
77	acari	1.1×10^{-2}
78	bug	1.1×10^{-2}
79	whitefli	1.1×10^{-2}
80	biocontrol	1.1×10^{-2}
81	spodoptera	1.1×10^{-2}
82	weevil	1.1×10^{-2}
83	midgut	1.1×10^{-2}
84	overwint	1.1×10^{-2}
85	tree	1×10^{-2}
86	immatur	1×10^{-2}
87	fabricius	1×10^{-2}
88	bemisia	1×10^{-2}
89	bactrocera	1×10^{-2}
90	mortal	1×10^{-2}
91	season	1×10^{-2}
92	orchard	9.8×10^{-3}
93	clinic	9.8×10^{-3}
94	lepidopteran	9.7×10^{-3}
95	pesticid	9.7×10^{-3}
96	thrip	9.7×10^{-3}
97	forag	9.6×10^{-3}
98	simul	9.6×10^{-3}
99	mellifera	9.5×10^{-3}
100	tetranychus	9.4×10^{-3}

TABLE E.83. Environmental Sciences

No.	Word	RIG
1	water	5.2×10^{-2}
2	pollut	5.1×10^{-2}
3	concentr	5.1×10^{-2}
4	environment	4.4×10^{-2}
5	soil	4.4×10^{-2}
6	contamin	3.6×10^{-2}
7	ecosystem	2.5×10^{-2}
8	river	2.4×10^{-2}
9	wastewat	2.4×10^{-2}
10	climat	2.4×10^{-2}
11	land	2.2×10^{-2}
12	area	2.1×10^{-2}
13	patient	2×10^{-2}
14	sediment	2×10^{-2}
15	organ	1.9×10^{-2}
16	agricultur	1.9×10^{-2}
17	plant	1.9×10^{-2}
18	carbon	1.7×10^{-2}
19	exposur	1.6×10^{-2}
20	wast	1.6×10^{-2}
21	season	1.6×10^{-2}
22	urban	1.6×10^{-2}
23	groundwat	1.6×10^{-2}
24	aquat	1.6×10^{-2}
25	toxic	1.5×10^{-2}
26	biomass	1.5×10^{-2}
27	remov	1.4×10^{-2}
28	anthropogen	1.4×10^{-2}
29	ecolog	1.4×10^{-2}
30	emiss	1.3×10^{-2}
31	impact	1.3×10^{-2}
32	sourc	1.3×10^{-2}
33	effluent	1.3×10^{-2}
34	indic	1.3×10^{-2}
35	air	1.3×10^{-2}
36	site	1.2×10^{-2}
37	particul	1.2×10^{-2}
38	dissolv	1.2×10^{-2}
39	veget	1.2×10^{-2}
40	matter	1.2×10^{-2}
41	lake	1.1×10^{-2}
42	sludg	1.1×10^{-2}
43	clinic	1.1×10^{-2}
44	conclus	1.1×10^{-2}
45	speci	1.1×10^{-2}
46	china	1.1×10^{-2}
47	chemic	1.1×10^{-2}
48	nitrogen	1.1×10^{-2}
49	hydrolog	1×10^{-2}
50	assess	1×10^{-2}

No.	Word	RIG
51	product	1×10^{-2}
52	coastal	1×10^{-2}
53	forest	9.8×10^{-3}
54	total	9.7×10^{-3}
55	annual	9.5×10^{-3}
56	nutrient	9.4×10^{-3}
57	wetland	9.3×10^{-3}
58	summer	9.2×10^{-3}
59	environ	9×10^{-3}
60	atmosph	8.9×10^{-3}
61	pm2	8.6×10^{-3}
62	spatial	8.5×10^{-3}
63	manag	8.5×10^{-3}
64	pesticid	8.4×10^{-3}
65	microbi	8.3×10^{-3}
66	pah	8.3×10^{-3}
67	sewag	8.1×10^{-3}
68	runoff	8×10^{-3}
69	citi	7.9×10^{-3}
70	monitor	7.8×10^{-3}
71	hydrocarbon	7.8×10^{-3}
72	sustain	7.8×10^{-3}
73	sampl	7.8×10^{-3}
74	watersh	7.6×10^{-3}
75	aerosol	7.5×10^{-3}
76	municip	7.4×10^{-3}
77	phosphorus	7.4×10^{-3}
78	polychlorin	7.3×10^{-3}
79	studi	7.2×10^{-3}
80	highest	7.2×10^{-3}
81	catchment	7.2×10^{-3}
82	polycycl	7.2×10^{-3}
83	habitat	7.2×10^{-3}
84	heavi	7.1×10^{-3}
85	winter	7.1×10^{-3}
86	basin	7×10^{-3}
87	industri	7×10^{-3}
88	increas	6.9×10^{-3}
89	greenhous	6.7×10^{-3}
90	pcbs	6.7×10^{-3}
91	degrad	6.7×10^{-3}
92	rainfal	6.6×10^{-3}
93	collect	6.6×10^{-3}
94	bioaccumul	6.5×10^{-3}
95	fish	6.5×10^{-3}
96	potenti	6.4×10^{-3}
97	pm10	6.4×10^{-3}
98	metal	6.4×10^{-3}
99	region	6.4×10^{-3}
100	communiti	6.3×10^{-3}

TABLE E.84. Environmental Studies

No.	Word	RIG
1	polic	8.7×10^{-2}
2	econom	5.6×10^{-2}
3	urban	4.6×10^{-2}
4	environment	4.5×10^{-2}
5	sustain	4.1×10^{-2}
6	govern	4.1×10^{-2}
7	climat	3.8×10^{-2}
8	social	3.6×10^{-2}
9	land	3.5×10^{-2}
10	citi	3.2×10^{-2}
11	sector	2.6×10^{-2}
12	plan	2.5×10^{-2}
13	manag	2.4×10^{-2}
14	market	2.4×10^{-2}
15	polit	2.4×10^{-2}
16	countri	2.3×10^{-2}
17	impact	2.1×10^{-2}
18	resourc	2.1×10^{-2}
19	price	1.9×10^{-2}
20	ecolog	1.9×10^{-2}
21	paper	1.9×10^{-2}
22	patient	1.9×10^{-2}
23	economi	1.8×10^{-2}
24	stakehold	1.8×10^{-2}
25	household	1.8×10^{-2}
26	public	1.7×10^{-2}
27	ecosystem	1.7×10^{-2}
28	develop	1.6×10^{-2}
29	cell	1.6×10^{-2}
30	communiti	1.6×10^{-2}
31	hous	1.5×10^{-2}
32	nation	1.5×10^{-2}
33	method	1.5×10^{-2}
34	agricultur	1.5×10^{-2}
35	landscap	1.5×10^{-2}
36	chang	1.5×10^{-2}
37	actor	1.4×10^{-2}
38	research	1.4×10^{-2}
39	area	1.4×10^{-2}
40	argu	1.4×10^{-2}
41	institut	1.3×10^{-2}
42	livelihood	1.3×10^{-2}
43	tourism	1.3×10^{-2}
44	focus	1.3×10^{-2}
45	invest	1.3×10^{-2}
46	local	1.3×10^{-2}
47	decis	1.3×10^{-2}
48	rural	1.3×10^{-2}
49	fisheri	1.2×10^{-2}
50	global	1.2×10^{-2}

No.	Word	RIG
51	project	1.1×10^{-2}
52	framework	1.1×10^{-2}
53	clinic	1.1×10^{-2}
54	build	1.1×10^{-2}
55	context	1.1×10^{-2}
56	futur	1.1×10^{-2}
57	conclus	1.1×10^{-2}
58	issu	1.1×10^{-2}
59	empir	1.1×10^{-2}
60	region	1.1×10^{-2}
61	spatial	1.1×10^{-2}
62	trade	1.1×10^{-2}
63	socio	1×10^{-2}
64	privat	1×10^{-2}
65	interview	1×10^{-2}
66	industri	1×10^{-2}
67	capit	1×10^{-2}
68	maker	1×10^{-2}
69	residenti	9.9×10^{-3}
70	benefit	9.7×10^{-3}
71	incom	9.7×10^{-3}
72	conserv	9.7×10^{-3}
73	peopl	9.6×10^{-3}
74	emiss	9.4×10^{-3}
75	servic	9.4×10^{-3}
76	draw	9.3×10^{-3}
77	protein	9.3×10^{-3}
78	incent	9.2×10^{-3}
79	perspect	9.2×10^{-3}
80	china	9.2×10^{-3}
81	forest	9.1×10^{-3}
82	natur	9×10^{-3}
83	farmer	8.9×10^{-3}
84	mitig	8.7×10^{-3}
85	treatment	8.7×10^{-3}
86	survey	8.6×10^{-3}
87	obtain	8.6×10^{-3}
88	explor	8.5×10^{-3}
89	biodivers	8.5×10^{-3}
90	articl	8.5×10^{-3}
91	demand	8.5×10^{-3}
92	practic	8.4×10^{-3}
93	infrastructur	8×10^{-3}
94	electron	8×10^{-3}
95	diseas	8×10^{-3}
96	address	7.9×10^{-3}
97	find	7.7×10^{-3}
98	acid	7.6×10^{-3}
99	detect	7.6×10^{-3}
100	experiment	7.6×10^{-3}

TABLE E.85. Ergonomics

No.	Word	RIG
1	crash	5.3×10^{-2}
2	driver	4.9×10^{-2}
3	task	4.5×10^{-2}
4	safeti	4.3×10^{-2}
5	ergonom	4×10^{-2}
6	road	3.9×10^{-2}
7	user	3.4×10^{-2}
8	particip	3.3×10^{-2}
9	worker	3×10^{-2}
10	traffic	2.8×10^{-2}
11	practition	2.6×10^{-2}
12	accid	2.4×10^{-2}
13	vehicl	2.3×10^{-2}
14	drive	2.2×10^{-2}
15	injuri	1.8×10^{-2}
16	perceiv	1.8×10^{-2}
17	postur	1.7×10^{-2}
18	research	1.7×10^{-2}
19	summari	1.6×10^{-2}
20	musculoskelet	1.6×10^{-2}
21	studi	1.6×10^{-2}
22	design	1.5×10^{-2}
23	risk	1.5×10^{-2}
24	occup	1.4×10^{-2}
25	discomfort	1.4×10^{-2}
26	fatal	1.3×10^{-2}
27	workplac	1.3×10^{-2}
28	lane	1.3×10^{-2}
29	work	1.2×10^{-2}
30	industri	1.2×10^{-2}
31	usabl	1.2×10^{-2}
32	seat	1.1×10^{-2}
33	car	1.1×10^{-2}
34	cognit	1.1×10^{-2}
35	cell	1×10^{-2}
36	relev	9.7×10^{-3}
37	person	9.7×10^{-3}
38	percept	9.5×10^{-3}
39	pedestrian	9.4×10^{-3}
40	job	9.2×10^{-3}
41	factor	9.1×10^{-3}
42	inform	9×10^{-3}
43	shoulder	8.9×10^{-3}
44	roadway	8.9×10^{-3}
45	workload	8.9×10^{-3}
46	novic	8.4×10^{-3}
47	subject	8.2×10^{-3}
48	ergonomist	8.2×10^{-3}
49	speed	8.2×10^{-3}
50	helmet	7.9×10^{-3}

No.	Word	RIG
51	protein	7.9×10^{-3}
52	firefight	7.7×10^{-3}
53	cyclist	7.6×10^{-3}
54	collis	7.5×10^{-3}
55	highway	7.5×10^{-3}
56	behaviour	7.5×10^{-3}
57	manual	7.3×10^{-3}
58	experi	7.3×10^{-3}
59	comfort	7.2×10^{-3}
60	acid	7.1×10^{-3}
61	practic	7.1×10^{-3}
62	motorcyclist	7×10^{-3}
63	questionnair	6.9×10^{-3}
64	passeng	6.9×10^{-3}
65	train	6.9×10^{-3}
66	employe	6.8×10^{-3}
67	keyboard	6.7×10^{-3}
68	organis	6.5×10^{-3}
69	violat	6.5×10^{-3}
70	speci	6.5×10^{-3}
71	visual	6.5×10^{-3}
72	polic	6.4×10^{-3}
73	selfreport	6.3×10^{-3}
74	environ	6.2×10^{-3}
75	gene	6.1×10^{-3}
76	treatment	6.1×10^{-3}
77	patient	6×10^{-3}
78	fatigu	5.9×10^{-3}
79	situat	5.9×10^{-3}
80	invehicl	5.9×10^{-3}
81	distract	5.9×10^{-3}
82	hand	5.9×10^{-3}
83	truck	5.9×10^{-3}
84	energi	5.8×10^{-3}
85	countermeasur	5.8×10^{-3}
86	back	5.8×10^{-3}
87	bicycl	5.8×10^{-3}
88	interfac	5.7×10^{-3}
89	decis	5.7×10^{-3}
90	lift	5.4×10^{-3}
91	assess	5.3×10^{-3}
92	result	5.3×10^{-3}
93	technolog	5.3×10^{-3}
94	need	5.2×10^{-3}
95	touch	5.2×10^{-3}
96	movement	5.2×10^{-3}
97	peopl	5.1×10^{-3}
98	support	5.1×10^{-3}
99	object	5.1×10^{-3}
100	awar	5×10^{-3}

TABLE E.86. Ethics

No.	Word	RIG
1	ethic	2.2×10^{-1}
2	moral	1×10^{-1}
3	argu	8.2×10^{-2}
4	philosoph	3.4×10^{-2}
5	argument	3.4×10^{-2}
6	bioethic	3.2×10^{-2}
7	social	3.1×10^{-2}
8	issu	2.5×10^{-2}
9	question	2.4×10^{-2}
10	consent	2.4×10^{-2}
11	articl	2.3×10^{-2}
12	legal	2.3×10^{-2}
13	debat	2.2×10^{-2}
14	claim	2.2×10^{-2}
15	concern	2.2×10^{-2}
16	view	2.2×10^{-2}
17	autonomi	2.2×10^{-2}
18	research	2.1×10^{-2}
19	practic	2.1×10^{-2}
20	corpor	1.9×10^{-2}
21	discuss	1.8×10^{-2}
22	result	1.8×10^{-2}
23	public	1.8×10^{-2}
24	justifi	1.8×10^{-2}
25	decis	1.8×10^{-2}
26	profession	1.8×10^{-2}
27	oblig	1.8×10^{-2}
28	way	1.7×10^{-2}
29	justic	1.7×10^{-2}
30	philosophi	1.7×10^{-2}
31	right	1.6×10^{-2}
32	reason	1.6×10^{-2}
33	defend	1.6×10^{-2}
34	harm	1.5×10^{-2}
35	make	1.5×10^{-2}
36	normat	1.5×10^{-2}
37	perspect	1.4×10^{-2}
38	justif	1.4×10^{-2}
39	medic	1.4×10^{-2}
40	polic	1.3×10^{-2}
41	uneth	1.3×10^{-2}
42	scienc	1.3×10^{-2}
43	person	1.3×10^{-2}
44	princip	1.3×10^{-2}
45	concept	1.3×10^{-2}
46	societi	1.3×10^{-2}
47	rais	1.2×10^{-2}
48	busi	1.2×10^{-2}
49	csr	1.2×10^{-2}
50	think	1.2×10^{-2}

No.	Word	RIG
51	method	1.2×10^{-2}
52	wrong	1.2×10^{-2}
53	institut	1.1×10^{-2}
54	stakehold	1.1×10^{-2}
55	organiz	1.1×10^{-2}
56	ethicist	1.1×10^{-2}
57	dilemma	1.1×10^{-2}
58	temperatur	1.1×10^{-2}
59	health	1.1×10^{-2}
60	draw	1.1×10^{-2}
61	duti	1.1×10^{-2}
62	polit	1.1×10^{-2}
63	cell	1.1×10^{-2}
64	context	1.1×10^{-2}
65	compar	1×10^{-2}
66	high	1×10^{-2}
67	whi	1×10^{-2}
68	peopl	1×10^{-2}
69	attitud	1×10^{-2}
70	paramet	1×10^{-2}
71	care	9.9×10^{-3}
72	conceptu	9.9×10^{-3}
73	surfac	9.9×10^{-3}
74	observ	9.8×10^{-3}
75	simul	9.4×10^{-3}
76	empir	9.4×10^{-3}
77	implic	9.3×10^{-3}
78	physician	8.9×10^{-3}
79	scientif	8.9×10^{-3}
80	address	8.8×10^{-3}
81	theori	8.7×10^{-3}
82	virtu	8.7×10^{-3}
83	engag	8.6×10^{-3}
84	essay	8.5×10^{-3}
85	conclud	8.5×10^{-3}
86	employe	8.4×10^{-3}
87	measur	8.4×10^{-3}
88	scholar	8.2×10^{-3}
89	individu	8.1×10^{-3}
90	will	8×10^{-3}
91	permiss	8×10^{-3}
92	account	8×10^{-3}
93	protein	8×10^{-3}
94	studi	7.8×10^{-3}
95	focus	7.8×10^{-3}
96	commit	7.8×10^{-3}
97	judgment	7.7×10^{-3}
98	law	7.6×10^{-3}
99	ratio	7.6×10^{-3}
100	understand	7.6×10^{-3}

TABLE E.87. Ethnic Studies

No.	Word	RIG
1	ethnic	1×10^{-1}
2	racial	9×10^{-2}
3	polit	8.7×10^{-2}
4	immigr	8.5×10^{-2}
5	articl	7.4×10^{-2}
6	argu	5.7×10^{-2}
7	migrant	5.6×10^{-2}
8	cultur	5.1×10^{-2}
9	social	5×10^{-2}
10	american	4.7×10^{-2}
11	nation	4.6×10^{-2}
12	ident	4.4×10^{-2}
13	race	4.4×10^{-2}
14	racism	4.2×10^{-2}
15	multicultur	3.3×10^{-2}
16	white	3.1×10^{-2}
17	examin	3×10^{-2}
18	polici	3×10^{-2}
19	black	3×10^{-2}
20	refuge	2.9×10^{-2}
21	minor	2.9×10^{-2}
22	draw	2.9×10^{-2}
23	discours	2.8×10^{-2}
24	societi	2.6×10^{-2}
25	transnat	2.4×10^{-2}
26	method	2.4×10^{-2}
27	asian	2.2×10^{-2}
28	context	2×10^{-2}
29	latino	2×10^{-2}
30	communiti	2×10^{-2}
31	contemporari	2×10^{-2}
32	citizenship	1.9×10^{-2}
33	african	1.9×10^{-2}
34	countri	1.9×10^{-2}
35	peopl	1.8×10^{-2}
36	muslim	1.8×10^{-2}
37	racist	1.8×10^{-2}
38	interview	1.8×10^{-2}
39	postraci	1.7×10^{-2}
40	result	1.7×10^{-2}
41	accultur	1.7×10^{-2}
42	ethnograph	1.6×10^{-2}
43	attitud	1.6×10^{-2}
44	debat	1.6×10^{-2}
45	migrat	1.6×10^{-2}
46	narrat	1.6×10^{-2}
47	religi	1.5×10^{-2}
48	explor	1.5×10^{-2}
49	usa	1.5×10^{-2}
50	educ	1.4×10^{-2}

No.	Word	RIG
51	prejudic	1.4×10^{-2}
52	european	1.4×10^{-2}
53	live	1.4×10^{-2}
54	asylum	1.3×10^{-2}
55	focus	1.3×10^{-2}
56	research	1.3×10^{-2}
57	ethno	1.3×10^{-2}
58	ideolog	1.3×10^{-2}
59	divers	1.3×10^{-2}
60	roma	1.3×10^{-2}
61	conflict	1.3×10^{-2}
62	europ	1.3×10^{-2}
63	public	1.3×10^{-2}
64	iton	1.2×10^{-2}
65	cell	1.2×10^{-2}
66	question	1.2×10^{-2}
67	actor	1.2×10^{-2}
68	legal	1.2×10^{-2}
69	seek	1.2×10^{-2}
70	simul	1.1×10^{-2}
71	liber	1.1×10^{-2}
72	mainstream	1.1×10^{-2}
73	scholar	1.1×10^{-2}
74	way	1.1×10^{-2}
75	implic	1.1×10^{-2}
76	youth	1.1×10^{-2}
77	perform	1.1×10^{-2}
78	contest	1.1×10^{-2}
79	use	1.1×10^{-2}
80	struggl	1×10^{-2}
81	school	1×10^{-2}
82	econom	1×10^{-2}
83	diaspora	1×10^{-2}
84	right	1×10^{-2}
85	temperatur	1×10^{-2}
86	among	1×10^{-2}
87	obtain	9.9×10^{-3}
88	gender	9.9×10^{-3}
89	perceiv	9.9×10^{-3}
90	british	9.9×10^{-3}
91	group	9.8×10^{-3}
92	discurs	9.6×10^{-3}
93	understand	9.6×10^{-3}
94	state	9.6×10^{-3}
95	surfac	9.4×10^{-3}
96	antiracist	9.4×10^{-3}
97	themselv	9.4×10^{-3}
98	histor	9.3×10^{-3}
99	nationalist	9.3×10^{-3}
100	war	9.2×10^{-3}

TABLE E.88. Evolutionary Biology

No.	Word	RIG
1	speci	1.5×10^{-1}
2	evolutionari	1×10^{-1}
3	phylogenet	8×10^{-2}
4	genet	6.9×10^{-2}
5	popul	6.1×10^{-2}
6	evolut	6×10^{-2}
7	diverg	5.9×10^{-2}
8	lineag	5.6×10^{-2}
9	clade	5×10^{-2}
10	phylogeni	4.9×10^{-2}
11	taxa	4.9×10^{-2}
12	divers	4.8×10^{-2}
13	trait	4.6×10^{-2}
14	gene	4.4×10^{-2}
15	ecolog	4.3×10^{-2}
16	sequenc	4×10^{-2}
17	genom	3.8×10^{-2}
18	genus	3.4×10^{-2}
19	suggest	3.2×10^{-2}
20	variat	3.2×10^{-2}
21	loci	3.2×10^{-2}
22	taxonom	3.1×10^{-2}
23	pattern	2.9×10^{-2}
24	evolv	2.7×10^{-2}
25	reproduct	2.7×10^{-2}
26	histori	2.7×10^{-2}
27	diversif	2.7×10^{-2}
28	habitat	2.6×10^{-2}
29	ancestr	2.6×10^{-2}
30	geograph	2.6×10^{-2}
31	mate	2.5×10^{-2}
32	morpholog	2.5×10^{-2}
33	mitochondri	2.4×10^{-2}
34	microsatellit	2.4×10^{-2}
35	paper	2.4×10^{-2}
36	sister	2.4×10^{-2}
37	infer	2.3×10^{-2}
38	within	2.2×10^{-2}
39	among	2.2×10^{-2}
40	genera	2.2×10^{-2}
41	adapt	2.1×10^{-2}
42	analys	2.1×10^{-2}
43	across	2.1×10^{-2}
44	speciat	2.1×10^{-2}
45	monophylet	2.1×10^{-2}
46	ancestor	2×10^{-2}
47	phenotyp	1.9×10^{-2}
48	hypothesi	1.9×10^{-2}
49	select	1.9×10^{-2}
50	bayesian	1.9×10^{-2}

No.	Word	RIG
51	tree	1.8×10^{-2}
52	individu	1.8×10^{-2}
53	patient	1.8×10^{-2}
54	dna	1.8×10^{-2}
55	sexual	1.7×10^{-2}
56	nuclear	1.7×10^{-2}
57	monophyli	1.6×10^{-2}
58	evid	1.6×10^{-2}
59	plant	1.6×10^{-2}
60	taxon	1.5×10^{-2}
61	polymorph	1.5×10^{-2}
62	conserv	1.5×10^{-2}
63	predat	1.4×10^{-2}
64	biogeograph	1.4×10^{-2}
65	marker	1.4×10^{-2}
66	phylogeograph	1.4×10^{-2}
67	pleistocen	1.4×10^{-2}
68	molecular	1.4×10^{-2}
69	allel	1.3×10^{-2}
70	charact	1.3×10^{-2}
71	may	1.3×10^{-2}
72	nich	1.3×10^{-2}
73	introgress	1.3×10^{-2}
74	plastid	1.3×10^{-2}
75	endem	1.3×10^{-2}
76	bird	1.3×10^{-2}
77	hypothes	1.2×10^{-2}
78	mammal	1.2×10^{-2}
79	fossil	1.2×10^{-2}
80	cryptic	1.2×10^{-2}
81	extant	1.2×10^{-2}
82	extinct	1.2×10^{-2}
83	genotyp	1.2×10^{-2}
84	relationship	1.2×10^{-2}
85	interspecif	1.2×10^{-2}
86	method	1.2×10^{-2}
87	distinct	1.2×10^{-2}
88	insect	1.2×10^{-2}
89	intraspecif	1.2×10^{-2}
90	ancient	1.1×10^{-2}
91	femal	1.1×10^{-2}
92	parsimoni	1.1×10^{-2}
93	male	1.1×10^{-2}
94	fit	1.1×10^{-2}
95	offspr	1.1×10^{-2}
96	anim	1.1×10^{-2}
97	vertebr	1.1×10^{-2}
98	haplotyp	1.1×10^{-2}
99	mtdna	1.1×10^{-2}
100	origin	1×10^{-2}

TABLE E.89. Family Studies

No.	Word	RIG
1	child	1.3×10^{-1}
2	famili	1×10^{-1}
3	parent	9.4×10^{-2}
4	children	8.6×10^{-2}
5	abus	6.5×10^{-2}
6	violenc	5.9×10^{-2}
7	adolesc	5.9×10^{-2}
8	sexual	5.3×10^{-2}
9	youth	5.2×10^{-2}
10	examin	5.1×10^{-2}
11	relationship	4.8×10^{-2}
12	maltreat	4.7×10^{-2}
13	partner	4.6×10^{-2}
14	mother	4.4×10^{-2}
15	victim	4.4×10^{-2}
16	social	3.8×10^{-2}
17	research	3.2×10^{-2}
18	emot	3×10^{-2}
19	father	2.9×10^{-2}
20	particip	2.9×10^{-2}
21	implic	2.8×10^{-2}
22	interview	2.8×10^{-2}
23	women	2.7×10^{-2}
24	intervent	2.7×10^{-2}
25	childhood	2.5×10^{-2}
26	perpetr	2.5×10^{-2}
27	caregiv	2.3×10^{-2}
28	health	2.2×10^{-2}
29	marriag	2.2×10^{-2}
30	intim	2.2×10^{-2}
31	gender	2.2×10^{-2}
32	find	2.2×10^{-2}
33	psycholog	2.1×10^{-2}
34	welfar	2.1×10^{-2}
35	school	2×10^{-2}
36	ipv	2×10^{-2}
37	mental	1.9×10^{-2}
38	age	1.9×10^{-2}
39	behavior	1.9×10^{-2}
40	marit	1.9×10^{-2}
41	among	1.8×10^{-2}
42	support	1.8×10^{-2}
43	care	1.8×10^{-2}
44	young	1.8×10^{-2}
45	foster	1.7×10^{-2}
46	servic	1.7×10^{-2}
47	studi	1.7×10^{-2}
48	risk	1.7×10^{-2}
49	experienc	1.7×10^{-2}
50	marri	1.7×10^{-2}

No.	Word	RIG
51	perform	1.6×10^{-2}
52	survey	1.6×10^{-2}
53	discuss	1.5×10^{-2}
54	live	1.4×10^{-2}
55	depress	1.4×10^{-2}
56	cell	1.4×10^{-2}
57	report	1.4×10^{-2}
58	associ	1.4×10^{-2}
59	explor	1.3×10^{-2}
60	engag	1.3×10^{-2}
61	method	1.3×10^{-2}
62	selfreport	1.3×10^{-2}
63	adult	1.3×10^{-2}
64	girl	1.3×10^{-2}
65	peer	1.3×10^{-2}
66	articl	1.2×10^{-2}
67	men	1.2×10^{-2}
68	perceiv	1.2×10^{-2}
69	romant	1.2×10^{-2}
70	spous	1.2×10^{-2}
71	surfac	1.2×10^{-2}
72	neglect	1.2×10^{-2}
73	communiti	1.2×10^{-2}
74	temperatur	1.2×10^{-2}
75	simul	1.2×10^{-2}
76	practic	1.2×10^{-2}
77	longitudin	1.2×10^{-2}
78	adulthood	1.2×10^{-2}
79	percept	1.2×10^{-2}
80	dyad	1.1×10^{-2}
81	trauma	1.1×10^{-2}
82	conflict	1.1×10^{-2}
83	effici	1.1×10^{-2}
84	paramet	1.1×10^{-2}
85	offend	1.1×10^{-2}
86	context	1.1×10^{-2}
87	symptom	1.1×10^{-2}
88	violent	1.1×10^{-2}
89	outcom	1.1×10^{-2}
90	home	1×10^{-2}
91	assault	1×10^{-2}
92	energi	1×10^{-2}
93	qualit	1×10^{-2}
94	educ	1×10^{-2}
95	matern	1×10^{-2}
96	aggress	1×10^{-2}
97	american	1×10^{-2}
98	ethnic	1×10^{-2}
99	relat	9.9×10^{-3}
100	induc	9.8×10^{-3}

TABLE E.90. Film, Radio, Television

No.	Word	RIG
1	televis	1.3×10^{-1}
2	articl	1.2×10^{-1}
3	cinema	9.3×10^{-2}
4	film	8.8×10^{-2}
5	audienc	6.8×10^{-2}
6	media	6×10^{-2}
7	argu	5.9×10^{-2}
8	cultur	4.8×10^{-2}
9	narrat	4.6×10^{-2}
10	cinemat	4.3×10^{-2}
11	genr	4.2×10^{-2}
12	polit	3.8×10^{-2}
13	screenwrit	3.7×10^{-2}
14	hollywood	3.3×10^{-2}
15	broadcast	3.3×10^{-2}
16	filmmak	3.3×10^{-2}
17	discours	3.2×10^{-2}
18	viewer	3×10^{-2}
19	contemporari	3×10^{-2}
20	result	2.9×10^{-2}
21	british	2.7×10^{-2}
22	social	2.6×10^{-2}
23	essay	2.4×10^{-2}
24	drama	2.4×10^{-2}
25	aesthet	2.3×10^{-2}
26	explor	2.3×10^{-2}
27	draw	2.3×10^{-2}
28	method	2.3×10^{-2}
29	transnat	2.3×10^{-2}
30	stori	2.3×10^{-2}
31	studio	2.2×10^{-2}
32	entertain	2.1×10^{-2}
33	documentari	2.1×10^{-2}
34	text	2×10^{-2}
35	charact	1.9×10^{-2}
36	director	1.9×10^{-2}
37	bbc	1.9×10^{-2}
38	portray	1.8×10^{-2}
39	news	1.8×10^{-2}
40	popular	1.8×10^{-2}
41	screenplay	1.8×10^{-2}
42	american	1.7×10^{-2}
43	writer	1.7×10^{-2}
44	imagin	1.7×10^{-2}
45	way	1.7×10^{-2}
46	artist	1.7×10^{-2}
47	style	1.6×10^{-2}
48	filmic	1.6×10^{-2}
49	comedi	1.6×10^{-2}
50	theatr	1.6×10^{-2}

No.	Word	RIG
51	examin	1.6×10^{-2}
52	fiction	1.6×10^{-2}
53	represent	1.5×10^{-2}
54	ideolog	1.5×10^{-2}
55	creativ	1.4×10^{-2}
56	engag	1.4×10^{-2}
57	1970s	1.4×10^{-2}
58	nation	1.4×10^{-2}
59	digit	1.4×10^{-2}
60	patient	1.3×10^{-2}
61	journalist	1.3×10^{-2}
62	auteur	1.3×10^{-2}
63	improv	1.3×10^{-2}
64	measur	1.2×10^{-2}
65	onlin	1.2×10^{-2}
66	fan	1.2×10^{-2}
67	war	1.2×10^{-2}
68	conclus	1.2×10^{-2}
69	1960s	1.2×10^{-2}
70	public	1.2×10^{-2}
71	recept	1.2×10^{-2}
72	realism	1.2×10^{-2}
73	cell	1.2×10^{-2}
74	celebr	1.2×10^{-2}
75	1980s	1.1×10^{-2}
76	histori	1.1×10^{-2}
77	context	1.1×10^{-2}
78	script	1.1×10^{-2}
79	obtain	1.1×10^{-2}
80	screen	1.1×10^{-2}
81	articul	1.1×10^{-2}
82	critiqu	1.1×10^{-2}
83	spectat	1.1×10^{-2}
84	lindsay	1×10^{-2}
85	literari	1×10^{-2}
86	compar	1×10^{-2}
87	discuss	1×10^{-2}
88	theatric	1×10^{-2}
89	theme	1×10^{-2}
90	applic	1×10^{-2}
91	industri	1×10^{-2}
92	higher	1×10^{-2}
93	focus	9.8×10^{-3}
94	histor	9.7×10^{-3}
95	evalu	9.6×10^{-3}
96	effect	9.6×10^{-3}
97	temperatur	9.5×10^{-3}
98	debat	9.5×10^{-3}
99	observ	9.4×10^{-3}
100	discurs	9.3×10^{-3}

TABLE E.91. Fisheries

No.	Word	RIG
1	fish	3×10^{-1}
2	fisheri	7.4×10^{-2}
3	speci	6.5×10^{-2}
4	juvenil	6.3×10^{-2}
5	aquacultur	6.2×10^{-2}
6	spawn	5.2×10^{-2}
7	stock	5×10^{-2}
8	feed	4.5×10^{-2}
9	salmon	4.3×10^{-2}
10	diet	3.9×10^{-2}
11	fed	3.7×10^{-2}
12	trout	3.5×10^{-2}
13	oncorhynchus	3.4×10^{-2}
14	sea	3.3×10^{-2}
15	hatcheri	3.2×10^{-2}
16	catch	3.1×10^{-2}
17	atlant	3.1×10^{-2}
18	gill	2.8×10^{-2}
19	growth	2.8×10^{-2}
20	rear	2.7×10^{-2}
21	carp	2.6×10^{-2}
22	larva	2.6×10^{-2}
23	river	2.6×10^{-2}
24	shrimp	2.6×10^{-2}
25	marin	2.5×10^{-2}
26	immun	2.5×10^{-2}
27	habitat	2.4×10^{-2}
28	dietari	2.3×10^{-2}
29	vibrio	2.3×10^{-2}
30	salmo	2.1×10^{-2}
31	rainbow	2.1×10^{-2}
32	freshwat	2.1×10^{-2}
33	abund	2.1×10^{-2}
34	farm	2×10^{-2}
35	paper	1.9×10^{-2}
36	mortal	1.9×10^{-2}
37	larval	1.9×10^{-2}
38	mykiss	1.9×10^{-2}
39	water	1.9×10^{-2}
40	length	1.8×10^{-2}
41	sturgeon	1.8×10^{-2}
42	patient	1.8×10^{-2}
43	surviv	1.7×10^{-2}
44	pacif	1.7×10^{-2}
45	catfish	1.6×10^{-2}
46	popul	1.6×10^{-2}
47	hatch	1.6×10^{-2}
48	weight	1.5×10^{-2}
49	salmonid	1.5×10^{-2}
50	tilapia	1.4×10^{-2}

No.	Word	RIG
51	acipens	1.4×10^{-2}
52	triplic	1.4×10^{-2}
53	coast	1.4×10^{-2}
54	egg	1.4×10^{-2}
55	season	1.4×10^{-2}
56	lake	1.4×10^{-2}
57	indic	1.4×10^{-2}
58	aeromona	1.4×10^{-2}
59	tank	1.4×10^{-2}
60	salar	1.3×10^{-2}
61	method	1.3×10^{-2}
62	vannamei	1.3×10^{-2}
63	propos	1.3×10^{-2}
64	trawl	1.3×10^{-2}
65	litopenaeus	1.3×10^{-2}
66	reproduct	1.3×10^{-2}
67	teleost	1.3×10^{-2}
68	day	1.3×10^{-2}
69	hemocyt	1.3×10^{-2}
70	prey	1.3×10^{-2}
71	caught	1.3×10^{-2}
72	otolith	1.2×10^{-2}
73	hydrophila	1.2×10^{-2}
74	infect	1.2×10^{-2}
75	lysozym	1.2×10^{-2}
76	oyster	1.2×10^{-2}
77	innat	1.2×10^{-2}
78	gulf	1.2×10^{-2}
79	hepatopancrea	1.2×10^{-2}
80	cdna	1.2×10^{-2}
81	signific	1.2×10^{-2}
82	broodstock	1.1×10^{-2}
83	sgr	1.1×10^{-2}
84	matur	1.1×10^{-2}
85	pathogen	1.1×10^{-2}
86	suggest	1.1×10^{-2}
87	tuna	1.1×10^{-2}
88	pond	1.1×10^{-2}
89	commerci	1.1×10^{-2}
90	supplement	1.1×10^{-2}
91	protein	1×10^{-2}
92	bream	1×10^{-2}
93	gonad	1×10^{-2}
94	coastal	1×10^{-2}
95	bass	9.9×10^{-3}
96	pelag	9.8×10^{-3}
97	conserv	9.8×10^{-3}
98	total	9.5×10^{-3}
99	anguillarum	9.5×10^{-3}
100	flounder	9.4×10^{-3}

TABLE E.92. Folklore

No.	Word	RIG
1	folklor	1.7×10^{-1}
2	articl	1.1×10^{-1}
3	folk	9×10^{-2}
4	folklorist	8.2×10^{-2}
5	centuri	6.5×10^{-2}
6	cultur	6.1×10^{-2}
7	ritual	5.3×10^{-2}
8	tradit	5.3×10^{-2}
9	legend	4.6×10^{-2}
10	narrat	4.3×10^{-2}
11	result	4.2×10^{-2}
12	indigen	3.5×10^{-2}
13	song	3.2×10^{-2}
14	tale	3×10^{-2}
15	ballad	3×10^{-2}
16	symbol	3×10^{-2}
17	villag	2.9×10^{-2}
18	polit	2.8×10^{-2}
19	religi	2.8×10^{-2}
20	stori	2.6×10^{-2}
21	nineteenth	2.6×10^{-2}
22	festiv	2.6×10^{-2}
23	social	2.6×10^{-2}
24	heritag	2.5×10^{-2}
25	nilgiri	2.5×10^{-2}
26	histor	2.5×10^{-2}
27	scholar	2.3×10^{-2}
28	music	2.2×10^{-2}
29	text	2.2×10^{-2}
30	fieldwork	2.1×10^{-2}
31	societi	2.1×10^{-2}
32	argu	2.1×10^{-2}
33	peopl	2.1×10^{-2}
34	archiv	2×10^{-2}
35	effect	2×10^{-2}
36	popular	2×10^{-2}
37	genr	2×10^{-2}
38	contemporari	1.9×10^{-2}
39	tribal	1.9×10^{-2}
40	twentieth	1.9×10^{-2}
41	model	1.9×10^{-2}
42	offici	1.8×10^{-2}
43	belief	1.8×10^{-2}
44	ident	1.7×10^{-2}
45	celebr	1.7×10^{-2}
46	modern	1.7×10^{-2}
47	discuss	1.7×10^{-2}
48	estonian	1.6×10^{-2}
49	essay	1.6×10^{-2}
50	20th	1.6×10^{-2}

No.	Word	RIG
51	atu	1.5×10^{-2}
52	mediev	1.5×10^{-2}
53	vernacular	1.5×10^{-2}
54	today	1.5×10^{-2}
55	histori	1.5×10^{-2}
56	measur	1.5×10^{-2}
57	anthropolog	1.5×10^{-2}
58	alan	1.5×10^{-2}
59	supernatur	1.5×10^{-2}
60	written	1.5×10^{-2}
61	witch	1.4×10^{-2}
62	postmediev	1.4×10^{-2}
63	test	1.4×10^{-2}
64	way	1.4×10^{-2}
65	improv	1.4×10^{-2}
66	increas	1.4×10^{-2}
67	represent	1.4×10^{-2}
68	high	1.4×10^{-2}
69	author	1.4×10^{-2}
70	nordic	1.3×10^{-2}
71	method	1.3×10^{-2}
72	collect	1.3×10^{-2}
73	aesthet	1.3×10^{-2}
74	peasant	1.3×10^{-2}
75	typolog	1.3×10^{-2}
76	singer	1.2×10^{-2}
77	world	1.2×10^{-2}
78	higher	1.2×10^{-2}
79	low	1.2×10^{-2}
80	ethnograph	1.2×10^{-2}
81	millennia	1.2×10^{-2}
82	reduc	1.2×10^{-2}
83	religion	1.2×10^{-2}
84	patient	1.2×10^{-2}
85	use	1.2×10^{-2}
86	artist	1.2×10^{-2}
87	19th	1.2×10^{-2}
88	lore	1.2×10^{-2}
89	cell	1.2×10^{-2}
90	british	1.2×10^{-2}
91	concept	1.2×10^{-2}
92	communiti	1.2×10^{-2}
93	whi	1.1×10^{-2}
94	ancient	1.1×10^{-2}
95	south	1.1×10^{-2}
96	system	1.1×10^{-2}
97	magic	1.1×10^{-2}
98	unoffici	1.1×10^{-2}
99	grimm	1.1×10^{-2}
100	forgotten	1.1×10^{-2}

TABLE E.93. Food Science and Technology

No.	Word	RIG
1	food	8×10^{-2}
2	acid	5.4×10^{-2}
3	content	4.3×10^{-2}
4	antioxid	4×10^{-2}
5	milk	3.8×10^{-2}
6	product	3.6×10^{-2}
7	extract	3.2×10^{-2}
8	chromatographi	2.9×10^{-2}
9	phenol	2.9×10^{-2}
10	concentr	2.9×10^{-2}
11	compound	2.6×10^{-2}
12	sensori	2.4×10^{-2}
13	sampl	2.4×10^{-2}
14	fruit	2.3×10^{-2}
15	ferment	2.2×10^{-2}
16	oil	2.2×10^{-2}
17	meat	2.2×10^{-2}
18	hplc	2×10^{-2}
19	flour	1.9×10^{-2}
20	storag	1.9×10^{-2}
21	fatti	1.8×10^{-2}
22	dri	1.8×10^{-2}
23	dairi	1.8×10^{-2}
24	polyphenol	1.7×10^{-2}
25	fat	1.7×10^{-2}
26	starch	1.7×10^{-2}
27	patient	1.7×10^{-2}
28	paper	1.7×10^{-2}
29	cook	1.6×10^{-2}
30	dpph	1.5×10^{-2}
31	juic	1.5×10^{-2}
32	wine	1.4×10^{-2}
33	spectrometri	1.4×10^{-2}
34	fresh	1.4×10^{-2}
35	cfu	1.3×10^{-2}
36	degre	1.3×10^{-2}
37	nutrit	1.3×10^{-2}
38	consum	1.3×10^{-2}
39	aroma	1.3×10^{-2}
40	scaveng	1.3×10^{-2}
41	protein	1.3×10^{-2}
42	total	1.3×10^{-2}
43	chees	1.3×10^{-2}
44	sugar	1.2×10^{-2}
45	flavonoid	1.2×10^{-2}
46	determin	1.2×10^{-2}
47	lactobacillus	1.2×10^{-2}
48	cow	1.2×10^{-2}
49	dietari	1.2×10^{-2}
50	bioactiv	1.1×10^{-2}

No.	Word	RIG
51	ingredi	1.1×10^{-2}
52	listeria	1.1×10^{-2}
53	wheat	1.1×10^{-2}
54	solubl	1.1×10^{-2}
55	anthocyanin	1.1×10^{-2}
56	raw	1.1×10^{-2}
57	respect	1.1×10^{-2}
58	grape	1.1×10^{-2}
59	moistur	1×10^{-2}
60	whey	1×10^{-2}
61	lipid	1×10^{-2}
62	min	1×10^{-2}
63	contamin	9.9×10^{-3}
64	monocytogen	9.8×10^{-3}
65	flavor	9.7×10^{-3}
66	activ	9.7×10^{-3}
67	liquid	9.6×10^{-3}
68	commerci	9.6×10^{-3}
69	water	9.6×10^{-3}
70	qualiti	9.6×10^{-3}
71	edibl	9.6×10^{-3}
72	shelf	9.5×10^{-3}
73	isol	9.4×10^{-3}
74	bacteria	9.4×10^{-3}
75	highest	9.4×10^{-3}
76	textur	9.2×10^{-3}
77	enzym	9.2×10^{-3}
78	digest	9.1×10^{-3}
79	bread	9×10^{-3}
80	salmonella	9×10^{-3}
81	lactic	8.9×10^{-3}
82	contain	8.8×10^{-3}
83	diet	8.8×10^{-3}
84	volatil	8.8×10^{-3}
85	detect	8.7×10^{-3}
86	assay	8.7×10^{-3}
87	cultivar	8.6×10^{-3}
88	produc	8.6×10^{-3}
89	physicochem	8.5×10^{-3}
90	tast	8.4×10^{-3}
91	dough	8.1×10^{-3}
92	pork	8.1×10^{-3}
93	colour	8.1×10^{-3}
94	casein	7.9×10^{-3}
95	beef	7.8×10^{-3}
96	valu	7.8×10^{-3}
97	antimicrobi	7.8×10^{-3}
98	soy	7.8×10^{-3}
99	foodborn	7.8×10^{-3}
100	ripen	7.7×10^{-3}

TABLE E.94. Forestry

No.	Word	RIG
1	forest	2.3×10^{-1}
2	tree	1.7×10^{-1}
3	speci	8.5×10^{-2}
4	wood	8×10^{-2}
5	stand	7.2×10^{-2}
6	pine	6.4×10^{-2}
7	pinus	6×10^{-2}
8	plant	5×10^{-2}
9	plantat	4.5×10^{-2}
10	canopi	4.5×10^{-2}
11	spruce	4.1×10^{-2}
12	timber	4×10^{-2}
13	soil	4×10^{-2}
14	ecosystem	3.8×10^{-2}
15	plot	3.8×10^{-2}
16	forestri	3.7×10^{-2}
17	climat	3.6×10^{-2}
18	veget	3.6×10^{-2}
19	seedl	3.4×10^{-2}
20	area	3.3×10^{-2}
21	manag	3×10^{-2}
22	picea	3×10^{-2}
23	growth	2.9×10^{-2}
24	height	2.9×10^{-2}
25	fire	2.7×10^{-2}
26	oak	2.6×10^{-2}
27	woodi	2.6×10^{-2}
28	silvicultur	2.6×10^{-2}
29	quercus	2.5×10^{-2}
30	biomass	2.5×10^{-2}
31	abi	2.4×10^{-2}
32	land	2.4×10^{-2}
33	site	2.3×10^{-2}
34	harvest	2.3×10^{-2}
35	leaf	2.2×10^{-2}
36	conif	2×10^{-2}
37	stem	2×10^{-2}
38	ecolog	2×10^{-2}
39	year	1.9×10^{-2}
40	landscap	1.8×10^{-2}
41	season	1.8×10^{-2}
42	patient	1.8×10^{-2}
43	regener	1.8×10^{-2}
44	dbh	1.8×10^{-2}
45	drought	1.8×10^{-2}
46	diamet	1.8×10^{-2}
47	fir	1.7×10^{-2}
48	annual	1.7×10^{-2}
49	grow	1.7×10^{-2}
50	wildfir	1.7×10^{-2}

No.	Word	RIG
51	populus	1.6×10^{-2}
52	understori	1.6×10^{-2}
53	beech	1.6×10^{-2}
54	habitat	1.5×10^{-2}
55	cover	1.5×10^{-2}
56	biodivers	1.5×10^{-2}
57	scot	1.5×10^{-2}
58	mountain	1.5×10^{-2}
59	crown	1.5×10^{-2}
60	shrub	1.4×10^{-2}
61	eucalyptus	1.4×10^{-2}
62	sylvestri	1.4×10^{-2}
63	moistur	1.3×10^{-2}
64	hardwood	1.3×10^{-2}
65	bark	1.3×10^{-2}
66	fagus	1.3×10^{-2}
67	disturb	1.3×10^{-2}
68	sapl	1.3×10^{-2}
69	divers	1.3×10^{-2}
70	dri	1.3×10^{-2}
71	densiti	1.2×10^{-2}
72	communiti	1.2×10^{-2}
73	boreal	1.2×10^{-2}
74	burn	1.2×10^{-2}
75	northern	1.2×10^{-2}
76	variabl	1.2×10^{-2}
77	root	1.2×10^{-2}
78	seed	1.1×10^{-2}
79	poplar	1.1×10^{-2}
80	decidu	1.1×10^{-2}
81	norway	1.1×10^{-2}
82	succession	1.1×10^{-2}
83	domin	1.1×10^{-2}
84	southern	1.1×10^{-2}
85	inventori	1.1×10^{-2}
86	tropic	1.1×10^{-2}
87	clinic	1.1×10^{-2}
88	product	1.1×10^{-2}
89	environment	1.1×10^{-2}
90	sylvatica	1.1×10^{-2}
91	basal	1.1×10^{-2}
92	aboveground	1×10^{-2}
93	differ	1×10^{-2}
94	natur	1×10^{-2}
95	conserv	1×10^{-2}
96	temper	1×10^{-2}
97	trait	1×10^{-2}
98	stock	1×10^{-2}
99	chang	9.8×10^{-3}
100	mediterranean	9.8×10^{-3}

TABLE E.95. Gastroenterology and Hepatology

No.	Word	RIG
1	patient	1.8×10^{-1}
2	conclus	1.2×10^{-1}
3	liver	9.8×10^{-2}
4	hepat	9×10^{-2}
5	aim	8.4×10^{-2}
6	background	7×10^{-2}
7	diseas	6.7×10^{-2}
8	endoscop	6.7×10^{-2}
9	bowel	6.6×10^{-2}
10	resect	4.7×10^{-2}
11	cirrhusi	4.6×10^{-2}
12	clinic	4.2×10^{-2}
13	crohn	4.2×10^{-2}
14	gastric	4×10^{-2}
15	hepatocellular	3.9×10^{-2}
16	underw	3.9×10^{-2}
17	pancreat	3.8×10^{-2}
18	coliti	3.7×10^{-2}
19	endoscopi	3.7×10^{-2}
20	cancer	3.7×10^{-2}
21	ulcer	3.5×10^{-2}
22	treatment	3.4×10^{-2}
23	therapi	3.4×10^{-2}
24	gastrointestin	3.3×10^{-2}
25	colorect	3.2×10^{-2}
26	carcinoma	3.2×10^{-2}
27	retrospect	3.1×10^{-2}
28	paper	3.1×10^{-2}
29	chronic	3.1×10^{-2}
30	associ	2.9×10^{-2}
31	hcc	2.9×10^{-2}
32	esophag	2.9×10^{-2}
33	ibd	2.9×10^{-2}
34	surgeri	2.8×10^{-2}
35	outcom	2.7×10^{-2}
36	complic	2.7×10^{-2}
37	colonoscopi	2.7×10^{-2}
38	median	2.7×10^{-2}
39	method	2.6×10^{-2}
40	intestin	2.6×10^{-2}
41	diagnosi	2.6×10^{-2}
42	tumor	2.5×10^{-2}
43	biopsi	2.5×10^{-2}
44	inflammatori	2.5×10^{-2}
45	risk	2.4×10^{-2}
46	hcv	2.4×10^{-2}
47	colon	2.4×10^{-2}
48	biliari	2.3×10^{-2}
49	surviv	2.3×10^{-2}
50	signific	2.3×10^{-2}

No.	Word	RIG
51	year	2.3×10^{-2}
52	review	2.2×10^{-2}
53	surgic	2.2×10^{-2}
54	histolog	2.1×10^{-2}
55	mucos	2×10^{-2}
56	recurr	2×10^{-2}
57	bile	2×10^{-2}
58	infect	2×10^{-2}
59	diagnos	1.9×10^{-2}
60	postop	1.9×10^{-2}
61	prospect	1.9×10^{-2}
62	abdomin	1.9×10^{-2}
63	multivari	1.9×10^{-2}
64	pylori	1.8×10^{-2}
65	hospit	1.8×10^{-2}
66	age	1.8×10^{-2}
67	fibrosi	1.8×10^{-2}
68	hbv	1.7×10^{-2}
69	rectal	1.7×10^{-2}
70	transplant	1.7×10^{-2}
71	helicobact	1.7×10^{-2}
72	virus	1.7×10^{-2}
73	serum	1.6×10^{-2}
74	result	1.6×10^{-2}
75	treat	1.6×10^{-2}
76	includ	1.6×10^{-2}
77	factor	1.6×10^{-2}
78	lesion	1.6×10^{-2}
79	nonalcohol	1.6×10^{-2}
80	bleed	1.5×10^{-2}
81	cohort	1.5×10^{-2}
82	mortal	1.5×10^{-2}
83	structur	1.5×10^{-2}
84	group	1.5×10^{-2}
85	score	1.5×10^{-2}
86	propos	1.5×10^{-2}
87	duct	1.4×10^{-2}
88	inflamm	1.4×10^{-2}
89	esophagus	1.4×10^{-2}
90	follow	1.4×10^{-2}
91	assess	1.4×10^{-2}
92	symptom	1.4×10^{-2}
93	consecut	1.4×10^{-2}
94	enrol	1.4×10^{-2}
95	portal	1.4×10^{-2}
96	adenocarcinoma	1.3×10^{-2}
97	cirrhosis	1.3×10^{-2}
98	laparoscop	1.3×10^{-2}
99	receiv	1.3×10^{-2}
100	mucosa	1.3×10^{-2}

TABLE E.96. Genetics and Heredity

No.	Word	RIG
1	gene	1.8×10^{-1}
2	genom	1.3×10^{-1}
3	genet	1.2×10^{-1}
4	sequenc	7.6×10^{-2}
5	chromosom	5.9×10^{-2}
6	allel	5.5×10^{-2}
7	mutat	5.4×10^{-2}
8	polymorph	5.1×10^{-2}
9	phenotyp	4.9×10^{-2}
10	loci	4.8×10^{-2}
11	dna	4.6×10^{-2}
12	genotyp	4.3×10^{-2}
13	express	4.2×10^{-2}
14	transcript	3.8×10^{-2}
15	protein	3.7×10^{-2}
16	identifi	3.6×10^{-2}
17	nucleotid	3.3×10^{-2}
18	paper	2.9×10^{-2}
19	trait	2.9×10^{-2}
20	popul	2.8×10^{-2}
21	locus	2.7×10^{-2}
22	marker	2.6×10^{-2}
23	famili	2.6×10^{-2}
24	associ	2.5×10^{-2}
25	variant	2.5×10^{-2}
26	snps	2.4×10^{-2}
27	speci	2.2×10^{-2}
28	encod	2.2×10^{-2}
29	regul	2.2×10^{-2}
30	snp	2.2×10^{-2}
31	evolutionari	2.1×10^{-2}
32	rna	2×10^{-2}
33	delet	2×10^{-2}
34	microsatellit	1.9×10^{-2}
35	transcriptom	1.9×10^{-2}
36	autosom	1.9×10^{-2}
37	cell	1.8×10^{-2}
38	phylogenet	1.8×10^{-2}
39	suggest	1.8×10^{-2}
40	molecular	1.7×10^{-2}
41	divers	1.6×10^{-2}
42	conserv	1.6×10^{-2}
43	breed	1.6×10^{-2}
44	exon	1.6×10^{-2}
45	pathway	1.5×10^{-2}
46	diseas	1.5×10^{-2}
47	region	1.5×10^{-2}
48	haplotyp	1.5×10^{-2}
49	lineag	1.5×10^{-2}
50	syndrom	1.4×10^{-2}

No.	Word	RIG
51	exom	1.4×10^{-2}
52	mitochondri	1.4×10^{-2}
53	inherit	1.4×10^{-2}
54	duplic	1.3×10^{-2}
55	role	1.3×10^{-2}
56	qtl	1.3×10^{-2}
57	mutant	1.3×10^{-2}
58	heterozygos	1.3×10^{-2}
59	diverg	1.3×10^{-2}
60	human	1.2×10^{-2}
61	seq	1.2×10^{-2}
62	involv	1.2×10^{-2}
63	putat	1.2×10^{-2}
64	individu	1.2×10^{-2}
65	copi	1.1×10^{-2}
66	background	1.1×10^{-2}
67	reveal	1.1×10^{-2}
68	homolog	1.1×10^{-2}
69	pcr	1.1×10^{-2}
70	intron	1.1×10^{-2}
71	linkag	1.1×10^{-2}
72	novo	1.1×10^{-2}
73	recess	1.1×10^{-2}
74	heterozyg	1.1×10^{-2}
75	annot	1.1×10^{-2}
76	wild	1.1×10^{-2}
77	differenti	1×10^{-2}
78	development	1×10^{-2}
79	homozyg	1×10^{-2}
80	variat	1×10^{-2}
81	drosophila	1×10^{-2}
82	epigenet	1×10^{-2}
83	chromatin	9.9×10^{-3}
84	missens	9.9×10^{-3}
85	specif	9.7×10^{-3}
86	solut	9.5×10^{-3}
87	regulatori	9.4×10^{-3}
88	analisi	9.1×10^{-3}
89	previous	9×10^{-3}
90	evolut	8.9×10^{-3}
91	metabol	8.8×10^{-3}
92	candid	8.8×10^{-3}
93	disord	8.7×10^{-3}
94	surfac	8.5×10^{-3}
95	disequilibrium	8.5×10^{-3}
96	illumina	8.3×10^{-3}
97	phylogeni	8.2×10^{-3}
98	recombin	8.2×10^{-3}
99	microarray	8.2×10^{-3}
100	ancestr	8.2×10^{-3}

TABLE E.97. Geochemistry and Geophysics

No.	Word	RIG
1	seismic	9.4×10^{-2}
2	rock	8.5×10^{-2}
3	mantl	6.9×10^{-2}
4	crust	5.2×10^{-2}
5	crustal	4.9×10^{-2}
6	earthquak	4.7×10^{-2}
7	zone	4.6×10^{-2}
8	isotop	4.5×10^{-2}
9	subduct	4.2×10^{-2}
10	tecton	4.1×10^{-2}
11	geolog	4×10^{-2}
12	lithospher	4×10^{-2}
13	earth	3.9×10^{-2}
14	magma	3.8×10^{-2}
15	miner	3.8×10^{-2}
16	geochem	3.8×10^{-2}
17	magmat	3.7×10^{-2}
18	fault	3.5×10^{-2}
19	ocean	3.4×10^{-2}
20	depth	3.3×10^{-2}
21	volcan	3.2×10^{-2}
22	data	2.9×10^{-2}
23	basin	2.9×10^{-2}
24	sediment	2.8×10^{-2}
25	basalt	2.7×10^{-2}
26	melt	2.5×10^{-2}
27	beneath	2.5×10^{-2}
28	continent	2.5×10^{-2}
29	geophys	2.3×10^{-2}
30	interpret	2.2×10^{-2}
31	sedimentari	2.1×10^{-2}
32	slip	2.1×10^{-2}
33	olivin	2.1×10^{-2}
34	shallow	2.1×10^{-2}
35	patient	2.1×10^{-2}
36	metamorph	2.1×10^{-2}
37	sourc	2×10^{-2}
38	veloc	2×10^{-2}
39	along	1.9×10^{-2}
40	synthet	1.9×10^{-2}
41	similar	1.9×10^{-2}
42	wave	1.9×10^{-2}
43	region	1.9×10^{-2}
44	anomali	1.8×10^{-2}
45	mafic	1.8×10^{-2}
46	southern	1.8×10^{-2}
47	trace	1.8×10^{-2}
48	zircon	1.7×10^{-2}
49	north	1.7×10^{-2}
50	invers	1.7×10^{-2}

No.	Word	RIG
51	radar	1.7×10^{-2}
52	northern	1.6×10^{-2}
53	constrain	1.6×10^{-2}
54	model	1.6×10^{-2}
55	orogen	1.6×10^{-2}
56	composit	1.6×10^{-2}
57	conclus	1.5×10^{-2}
58	belt	1.5×10^{-2}
59	upper	1.5×10^{-2}
60	near	1.5×10^{-2}
61	emplac	1.5×10^{-2}
62	estim	1.5×10^{-2}
63	fluid	1.5×10^{-2}
64	variat	1.4×10^{-2}
65	subsurfac	1.4×10^{-2}
66	station	1.4×10^{-2}
67	deform	1.4×10^{-2}
68	peridotit	1.4×10^{-2}
69	observ	1.4×10^{-2}
70	igneous	1.4×10^{-2}
71	event	1.4×10^{-2}
72	erupt	1.4×10^{-2}
73	record	1.4×10^{-2}
74	volcano	1.4×10^{-2}
75	eastern	1.4×10^{-2}
76	locat	1.4×10^{-2}
77	plagioclas	1.3×10^{-2}
78	resolut	1.3×10^{-2}
79	silic	1.3×10^{-2}
80	surfac	1.3×10^{-2}
81	granit	1.3×10^{-2}
82	asthenospher	1.3×10^{-2}
83	mineralog	1.3×10^{-2}
84	deep	1.3×10^{-2}
85	litholog	1.3×10^{-2}
86	enrich	1.2×10^{-2}
87	east	1.2×10^{-2}
88	occur	1.2×10^{-2}
89	clinic	1.2×10^{-2}
90	reservoir	1.2×10^{-2}
91	intrus	1.2×10^{-2}
92	ree	1.2×10^{-2}
93	metasomat	1.2×10^{-2}
94	craton	1.2×10^{-2}
95	south	1.2×10^{-2}
96	satellit	1.2×10^{-2}
97	dip	1.2×10^{-2}
98	slab	1.2×10^{-2}
99	ridg	1.2×10^{-2}
100	geodet	1.2×10^{-2}

TABLE E.98. Geography

No.	Word	RIG
1	geographi	7.9×10^{-2}
2	urban	7.6×10^{-2}
3	citi	5.7×10^{-2}
4	polit	5.3×10^{-2}
5	geograph	5×10^{-2}
6	spatial	4.7×10^{-2}
7	argu	4.2×10^{-2}
8	polici	4.2×10^{-2}
9	social	4.1×10^{-2}
10	econom	3.9×10^{-2}
11	articl	3.6×10^{-2}
12	land	3.3×10^{-2}
13	draw	3.2×10^{-2}
14	landscap	2.9×10^{-2}
15	govern	2.7×10^{-2}
16	economi	2×10^{-2}
17	place	2×10^{-2}
18	rural	2×10^{-2}
19	research	2×10^{-2}
20	area	1.9×10^{-2}
21	explor	1.9×10^{-2}
22	actor	1.9×10^{-2}
23	territori	1.8×10^{-2}
24	region	1.8×10^{-2}
25	space	1.8×10^{-2}
26	patient	1.7×10^{-2}
27	communiti	1.7×10^{-2}
28	context	1.7×10^{-2}
29	focus	1.7×10^{-2}
30	public	1.7×10^{-2}
31	discours	1.6×10^{-2}
32	paper	1.6×10^{-2}
33	socio	1.6×10^{-2}
34	nation	1.6×10^{-2}
35	plan	1.6×10^{-2}
36	understand	1.6×10^{-2}
37	engag	1.5×10^{-2}
38	capit	1.5×10^{-2}
39	way	1.5×10^{-2}
40	market	1.5×10^{-2}
41	local	1.4×10^{-2}
42	global	1.4×10^{-2}
43	peopl	1.4×10^{-2}
44	cell	1.4×10^{-2}
45	practic	1.4×10^{-2}
46	contemporari	1.4×10^{-2}
47	neoliber	1.3×10^{-2}
48	empir	1.3×10^{-2}
49	histor	1.3×10^{-2}
50	institut	1.2×10^{-2}

No.	Word	RIG
51	climat	1.2×10^{-2}
52	method	1.2×10^{-2}
53	agricultur	1.2×10^{-2}
54	gis	1.2×10^{-2}
55	metropolitan	1.2×10^{-2}
56	contest	1.2×10^{-2}
57	countri	1.2×10^{-2}
58	interview	1.2×10^{-2}
59	labour	1.2×10^{-2}
60	migrant	1.2×10^{-2}
61	perspect	1.1×10^{-2}
62	conclus	1.1×10^{-2}
63	treatment	1.1×10^{-2}
64	debat	1.1×10^{-2}
65	narrat	1.1×10^{-2}
66	examin	1.1×10^{-2}
67	environment	1.1×10^{-2}
68	sector	1.1×10^{-2}
69	geopolit	1×10^{-2}
70	livelihood	1×10^{-2}
71	clinic	1×10^{-2}
72	world	1×10^{-2}
73	cultur	1×10^{-2}
74	result	1×10^{-2}
75	develop	9.9×10^{-3}
76	particular	9.9×10^{-3}
77	emerg	9.7×10^{-3}
78	ecolog	9.7×10^{-3}
79	question	9.6×10^{-3}
80	conceptu	9.6×10^{-3}
81	concept	9.3×10^{-3}
82	residenti	9.3×10^{-3}
83	protein	9.1×10^{-3}
84	map	9×10^{-3}
85	within	8.9×10^{-3}
86	resid	8.9×10^{-3}
87	natur	8.8×10^{-3}
88	across	8.8×10^{-3}
89	transnat	8.7×10^{-3}
90	attent	8.5×10^{-3}
91	sustain	8.4×10^{-3}
92	cartograph	8.2×10^{-3}
93	farmer	8.1×10^{-3}
94	negoti	7.9×10^{-3}
95	experiment	7.9×10^{-3}
96	project	7.8×10^{-3}
97	embodi	7.8×10^{-3}
98	opportun	7.8×10^{-3}
99	electron	7.7×10^{-3}
100	highlight	7.7×10^{-3}

TABLE E.99. Geography, Physical

No.	Word	RIG
1	climat	7.2×10^{-2}
2	sediment	6.2×10^{-2}
3	holocen	5.1×10^{-2}
4	area	5.1×10^{-2}
5	ice	4.5×10^{-2}
6	glacial	4.2×10^{-2}
7	spatial	4×10^{-2}
8	land	3.9×10^{-2}
9	glacier	3.6×10^{-2}
10	pleistocen	3.4×10^{-2}
11	veget	3.3×10^{-2}
12	sea	3.3×10^{-2}
13	river	3.1×10^{-2}
14	region	3.1×10^{-2}
15	landscap	3×10^{-2}
16	basin	2.7×10^{-2}
17	remot	2.6×10^{-2}
18	mountain	2.6×10^{-2}
19	date	2.6×10^{-2}
20	map	2.6×10^{-2}
21	data	2.5×10^{-2}
22	cover	2.5×10^{-2}
23	satellit	2.5×10^{-2}
24	forest	2.4×10^{-2}
25	lake	2.4×10^{-2}
26	southern	2.4×10^{-2}
27	geomorpholog	2.4×10^{-2}
28	sar	2.4×10^{-2}
29	northern	2.4×10^{-2}
30	eros	2.4×10^{-2}
31	resolut	2.3×10^{-2}
32	locat	2.3×10^{-2}
33	cal	2.3×10^{-2}
34	late	2.2×10^{-2}
35	north	2.2×10^{-2}
36	reconstruct	2.2×10^{-2}
37	chang	2.2×10^{-2}
38	slope	2.1×10^{-2}
39	coastal	2.1×10^{-2}
40	record	2.1×10^{-2}
41	chronolog	1.9×10^{-2}
42	gis	1.9×10^{-2}
43	assemblag	1.9×10^{-2}
44	patient	1.8×10^{-2}
45	fluvial	1.8×10^{-2}
46	deposit	1.8×10^{-2}
47	imageri	1.7×10^{-2}
48	radar	1.7×10^{-2}
49	warm	1.7×10^{-2}
50	geomorph	1.7×10^{-2}

No.	Word	RIG
51	ocean	1.7×10^{-2}
52	site	1.7×10^{-2}
53	sedimentari	1.7×10^{-2}
54	radiocarbon	1.7×10^{-2}
55	valley	1.7×10^{-2}
56	topograph	1.6×10^{-2}
57	eastern	1.6×10^{-2}
58	south	1.6×10^{-2}
59	geograph	1.6×10^{-2}
60	period	1.6×10^{-2}
61	stratigraph	1.5×10^{-2}
62	season	1.5×10^{-2}
63	east	1.5×10^{-2}
64	coast	1.5×10^{-2}
65	dure	1.5×10^{-2}
66	last	1.5×10^{-2}
67	hydrolog	1.5×10^{-2}
68	marin	1.5×10^{-2}
69	summer	1.4×10^{-2}
70	soil	1.4×10^{-2}
71	terrestri	1.4×10^{-2}
72	tempor	1.3×10^{-2}
73	flood	1.3×10^{-2}
74	water	1.3×10^{-2}
75	scale	1.3×10^{-2}
76	sens	1.3×10^{-2}
77	proxi	1.3×10^{-2}
78	archaeolog	1.3×10^{-2}
79	pattern	1.3×10^{-2}
80	isotop	1.3×10^{-2}
81	fossil	1.3×10^{-2}
82	landform	1.3×10^{-2}
83	precipit	1.3×10^{-2}
84	retreat	1.2×10^{-2}
85	urban	1.2×10^{-2}
86	pollen	1.2×10^{-2}
87	monsoon	1.2×10^{-2}
88	ecolog	1.2×10^{-2}
89	mis	1.2×10^{-2}
90	west	1.2×10^{-2}
91	glaciat	1.2×10^{-2}
92	clinic	1.2×10^{-2}
93	snow	1.2×10^{-2}
94	ecosystem	1.1×10^{-2}
95	island	1.1×10^{-2}
96	interglaci	1.1×10^{-2}
97	treatment	1.1×10^{-2}
98	elev	1.1×10^{-2}
99	past	1.1×10^{-2}
100	geolog	1.1×10^{-2}

TABLE E.100. Geology

No.	Word	RIG
1	rock	1.2×10^{-1}
2	deposit	9.3×10^{-2}
3	sediment	8.6×10^{-2}
4	basin	8.2×10^{-2}
5	sedimentari	7.4×10^{-2}
6	stratigraph	6.9×10^{-2}
7	late	6.4×10^{-2}
8	faci	6.1×10^{-2}
9	tecton	6×10^{-2}
10	cretac	6×10^{-2}
11	zone	5.5×10^{-2}
12	format	4.9×10^{-2}
13	geolog	4.8×10^{-2}
14	isotop	4.8×10^{-2}
15	zircon	4.7×10^{-2}
16	upper	4.6×10^{-2}
17	assemblag	4.5×10^{-2}
18	miner	4.3×10^{-2}
19	geochem	4.1×10^{-2}
20	volcan	4.1×10^{-2}
21	magmat	4×10^{-2}
22	marin	3.6×10^{-2}
23	sandston	3.6×10^{-2}
24	metamorph	3.5×10^{-2}
25	jurass	3.4×10^{-2}
26	middl	3.3×10^{-2}
27	continent	3.3×10^{-2}
28	shallow	3.3×10^{-2}
29	crust	3.2×10^{-2}
30	earli	3.2×10^{-2}
31	north	3.2×10^{-2}
32	fossil	3.2×10^{-2}
33	southern	3.2×10^{-2}
34	limeston	3.1×10^{-2}
35	northern	3×10^{-2}
36	interpret	3×10^{-2}
37	belt	3×10^{-2}
38	sea	3×10^{-2}
39	orogen	2.9×10^{-2}
40	eastern	2.9×10^{-2}
41	subduct	2.9×10^{-2}
42	part	2.9×10^{-2}
43	margin	2.8×10^{-2}
44	ordovician	2.8×10^{-2}
45	record	2.7×10^{-2}
46	triassic	2.6×10^{-2}
47	bed	2.6×10^{-2}
48	calcit	2.6×10^{-2}
49	detrit	2.5×10^{-2}
50	fluvial	2.5×10^{-2}

No.	Word	RIG
51	mantl	2.5×10^{-2}
52	quartz	2.5×10^{-2}
53	outcrop	2.4×10^{-2}
54	granit	2.4×10^{-2}
55	strata	2.4×10^{-2}
56	preserv	2.4×10^{-2}
57	miocen	2.4×10^{-2}
58	south	2.3×10^{-2}
59	magma	2.3×10^{-2}
60	domin	2.3×10^{-2}
61	crustal	2.3×10^{-2}
62	ore	2.3×10^{-2}
63	carbon	2.3×10^{-2}
64	sedimentolog	2.3×10^{-2}
65	mineralog	2.3×10^{-2}
66	emplac	2.2×10^{-2}
67	permian	2.2×10^{-2}
68	dure	2.1×10^{-2}
69	litholog	2.1×10^{-2}
70	stratigraphi	2.1×10^{-2}
71	petrograph	2.1×10^{-2}
72	method	2×10^{-2}
73	geochemistri	2×10^{-2}
74	clastic	2×10^{-2}
75	grain	2×10^{-2}
76	ocean	2×10^{-2}
77	paleozo	1.9×10^{-2}
78	uplift	1.9×10^{-2}
79	form	1.9×10^{-2}
80	date	1.9×10^{-2}
81	siliciclast	1.9×10^{-2}
82	fauna	1.9×10^{-2}
83	eocen	1.9×10^{-2}
84	biostratigraph	1.9×10^{-2}
85	cambrian	1.9×10^{-2}
86	occur	1.8×10^{-2}
87	coeval	1.8×10^{-2}
88	western	1.8×10^{-2}
89	terran	1.8×10^{-2}
90	central	1.8×10^{-2}
91	rich	1.8×10^{-2}
92	basalt	1.8×10^{-2}
93	silurian	1.8×10^{-2}
94	pluton	1.8×10^{-2}
95	rift	1.8×10^{-2}
96	transgress	1.8×10^{-2}
97	along	1.7×10^{-2}
98	sand	1.7×10^{-2}
99	geochronolog	1.7×10^{-2}
100	climat	1.7×10^{-2}

TABLE E.101. Geosciences, Multidisciplinary

No.	Word	RIG
1	rock	5.8×10^{-2}
2	sediment	5.7×10^{-2}
3	basin	5.4×10^{-2}
4	climat	4.1×10^{-2}
5	geolog	3.7×10^{-2}
6	area	3.5×10^{-2}
7	water	3.4×10^{-2}
8	soil	3.4×10^{-2}
9	sea	3.3×10^{-2}
10	zone	3.2×10^{-2}
11	tecton	3.1×10^{-2}
12	river	3.1×10^{-2}
13	sedimentari	3×10^{-2}
14	ocean	2.7×10^{-2}
15	region	2.7×10^{-2}
16	southern	2.5×10^{-2}
17	deposit	2.5×10^{-2}
18	seismic	2.5×10^{-2}
19	volcan	2.4×10^{-2}
20	patient	2.4×10^{-2}
21	geochem	2.4×10^{-2}
22	north	2.4×10^{-2}
23	northern	2.4×10^{-2}
24	hydrolog	2.3×10^{-2}
25	ice	2.3×10^{-2}
26	land	2.3×10^{-2}
27	groundwat	2.2×10^{-2}
28	holocen	2.2×10^{-2}
29	isotop	2.2×10^{-2}
30	stratigraph	2.1×10^{-2}
31	depth	2.1×10^{-2}
32	shallow	2.1×10^{-2}
33	late	2.1×10^{-2}
34	continent	2×10^{-2}
35	slope	2×10^{-2}
36	eastern	1.9×10^{-2}
37	spatial	1.9×10^{-2}
38	dure	1.8×10^{-2}
39	glacial	1.8×10^{-2}
40	conclus	1.8×10^{-2}
41	data	1.7×10^{-2}
42	south	1.7×10^{-2}
43	locat	1.7×10^{-2}
44	eros	1.7×10^{-2}
45	magmat	1.6×10^{-2}
46	earthquak	1.6×10^{-2}
47	miner	1.5×10^{-2}
48	upper	1.5×10^{-2}
49	east	1.5×10^{-2}
50	mountain	1.5×10^{-2}

No.	Word	RIG
51	flood	1.5×10^{-2}
52	lake	1.5×10^{-2}
53	marin	1.5×10^{-2}
54	faci	1.5×10^{-2}
55	aquif	1.5×10^{-2}
56	clinic	1.4×10^{-2}
57	event	1.4×10^{-2}
58	assemblag	1.4×10^{-2}
59	along	1.4×10^{-2}
60	precipit	1.4×10^{-2}
61	rainfal	1.4×10^{-2}
62	sand	1.4×10^{-2}
63	earth	1.4×10^{-2}
64	fault	1.4×10^{-2}
65	record	1.4×10^{-2}
66	season	1.4×10^{-2}
67	coastal	1.4×10^{-2}
68	catchment	1.4×10^{-2}
69	belt	1.3×10^{-2}
70	cell	1.3×10^{-2}
71	pleistocen	1.3×10^{-2}
72	satellit	1.3×10^{-2}
73	crust	1.3×10^{-2}
74	date	1.3×10^{-2}
75	reservoir	1.3×10^{-2}
76	surfac	1.3×10^{-2}
77	crustal	1.3×10^{-2}
78	clay	1.2×10^{-2}
79	interpret	1.2×10^{-2}
80	landslid	1.2×10^{-2}
81	domin	1.2×10^{-2}
82	weather	1.2×10^{-2}
83	period	1.2×10^{-2}
84	zircon	1.2×10^{-2}
85	glacier	1.2×10^{-2}
86	litholog	1.2×10^{-2}
87	diseas	1.2×10^{-2}
88	cover	1.2×10^{-2}
89	indic	1.2×10^{-2}
90	part	1.2×10^{-2}
91	metamorph	1.2×10^{-2}
92	fluvial	1.1×10^{-2}
93	warm	1.1×10^{-2}
94	granit	1.1×10^{-2}
95	site	1.1×10^{-2}
96	atmosph	1.1×10^{-2}
97	cretac	1.1×10^{-2}
98	geomorpholog	1.1×10^{-2}
99	deep	1.1×10^{-2}
100	west	1.1×10^{-2}

TABLE E.102. Geriatrics and Gerontology

No.	Word	RIG
1	older	1.7×10^{-1}
2	age	1.6×10^{-1}
3	elder	1×10^{-1}
4	dementia	7.5×10^{-2}
5	cognit	6.9×10^{-2}
6	adult	6.5×10^{-2}
7	conclus	6×10^{-2}
8	particip	5.7×10^{-2}
9	geriatr	5.2×10^{-2}
10	alzheim	5×10^{-2}
11	associ	4.8×10^{-2}
12	year	4.4×10^{-2}
13	health	4×10^{-2}
14	dwel	4×10^{-2}
15	impair	3.7×10^{-2}
16	diseas	3.3×10^{-2}
17	declin	3.3×10^{-2}
18	depress	3.1×10^{-2}
19	assess	3×10^{-2}
20	care	2.9×10^{-2}
21	object	2.8×10^{-2}
22	score	2.7×10^{-2}
23	risk	2.6×10^{-2}
24	peopl	2.5×10^{-2}
25	mental	2.5×10^{-2}
26	live	2.5×10^{-2}
27	home	2.4×10^{-2}
28	life	2.3×10^{-2}
29	intervent	2.3×10^{-2}
30	studi	2.2×10^{-2}
31	paper	2.2×10^{-2}
32	patient	2.2×10^{-2}
33	nurs	2.1×10^{-2}
34	women	2.1×10^{-2}
35	mini	2.1×10^{-2}
36	communiti	2.1×10^{-2}
37	baselin	2×10^{-2}
38	old	2×10^{-2}
39	individu	2×10^{-2}
40	regress	2×10^{-2}
41	examin	2×10^{-2}
42	status	1.9×10^{-2}
43	frailti	1.9×10^{-2}
44	symptom	1.9×10^{-2}
45	men	1.9×10^{-2}
46	signific	1.9×10^{-2}
47	cohort	1.8×10^{-2}
48	popul	1.8×10^{-2}
49	background	1.8×10^{-2}
50	group	1.8×10^{-2}

No.	Word	RIG
51	clinic	1.8×10^{-2}
52	medic	1.8×10^{-2}
53	person	1.7×10^{-2}
54	caregiv	1.6×10^{-2}
55	frail	1.6×10^{-2}
56	adjust	1.5×10^{-2}
57	daili	1.5×10^{-2}
58	comorbid	1.5×10^{-2}
59	result	1.5×10^{-2}
60	memori	1.4×10^{-2}
61	relat	1.4×10^{-2}
62	resid	1.4×10^{-2}
63	physic	1.4×10^{-2}
64	function	1.3×10^{-2}
65	month	1.3×10^{-2}
66	measur	1.3×10^{-2}
67	outcom	1.3×10^{-2}
68	healthi	1.3×10^{-2}
69	hospit	1.3×10^{-2}
70	younger	1.2×10^{-2}
71	confid	1.2×10^{-2}
72	mild	1.2×10^{-2}
73	mmse	1.2×10^{-2}
74	adl	1.2×10^{-2}
75	propos	1.2×10^{-2}
76	preval	1.2×10^{-2}
77	simul	1.2×10^{-2}
78	fall	1.2×10^{-2}
79	subject	1.2×10^{-2}
80	sarcopenia	1.2×10^{-2}
81	whether	1.2×10^{-2}
82	mci	1.2×10^{-2}
83	section	1.1×10^{-2}
84	may	1.1×10^{-2}
85	aim	1.1×10^{-2}
86	neuropsycholog	1.1×10^{-2}
87	young	1.1×10^{-2}
88	lifespan	1.1×10^{-2}
89	longitudin	1.1×10^{-2}
90	factor	1.1×10^{-2}
91	longev	1.1×10^{-2}
92	temperatur	1.1×10^{-2}
93	includ	1×10^{-2}
94	sex	1×10^{-2}
95	walk	1×10^{-2}
96	brain	1×10^{-2}
97	odd	1×10^{-2}
98	logist	1×10^{-2}
99	interview	9.9×10^{-3}
100	amyloid	9.9×10^{-3}

TABLE E.103. Gerontology

No.	Word	RIG
1	older	2.5×10^{-1}
2	age	1.4×10^{-1}
3	adult	1.1×10^{-1}
4	dementia	8.5×10^{-2}
5	particip	8.4×10^{-2}
6	elder	7.3×10^{-2}
7	health	7.3×10^{-2}
8	cognit	6×10^{-2}
9	care	5.7×10^{-2}
10	dwel	4.9×10^{-2}
11	geriatr	4.8×10^{-2}
12	conclus	4.8×10^{-2}
13	depress	4.7×10^{-2}
14	life	4.5×10^{-2}
15	home	4.2×10^{-2}
16	communiti	3.9×10^{-2}
17	peopl	3.8×10^{-2}
18	person	3.8×10^{-2}
19	live	3.8×10^{-2}
20	object	3.7×10^{-2}
21	caregiv	3.4×10^{-2}
22	examin	3.4×10^{-2}
23	mental	3.3×10^{-2}
24	nurs	3.3×10^{-2}
25	associ	3.1×10^{-2}
26	interview	3.1×10^{-2}
27	year	3.1×10^{-2}
28	individu	2.9×10^{-2}
29	social	2.8×10^{-2}
30	intervent	2.8×10^{-2}
31	assess	2.7×10^{-2}
32	score	2.5×10^{-2}
33	resid	2.4×10^{-2}
34	symptom	2.4×10^{-2}
35	studi	2.4×10^{-2}
36	regress	2.3×10^{-2}
37	impair	2.3×10^{-2}
38	physic	2.2×10^{-2}
39	declin	2.1×10^{-2}
40	retir	2×10^{-2}
41	medic	2×10^{-2}
42	baselin	1.9×10^{-2}
43	status	1.9×10^{-2}
44	women	1.8×10^{-2}
45	alzheim	1.8×10^{-2}
46	longitudin	1.8×10^{-2}
47	men	1.7×10^{-2}
48	educ	1.7×10^{-2}
49	mini	1.7×10^{-2}
50	risk	1.7×10^{-2}

No.	Word	RIG
51	daili	1.7×10^{-2}
52	among	1.6×10^{-2}
53	cohort	1.6×10^{-2}
54	method	1.6×10^{-2}
55	group	1.6×10^{-2}
56	adjust	1.6×10^{-2}
57	result	1.6×10^{-2}
58	popul	1.5×10^{-2}
59	outcom	1.5×10^{-2}
60	selfreport	1.5×10^{-2}
61	gerontolog	1.5×10^{-2}
62	younger	1.4×10^{-2}
63	survey	1.4×10^{-2}
64	measur	1.4×10^{-2}
65	confid	1.4×10^{-2}
66	frail	1.3×10^{-2}
67	propos	1.3×10^{-2}
68	frailti	1.3×10^{-2}
69	memori	1.3×10^{-2}
70	comorbid	1.3×10^{-2}
71	paper	1.2×10^{-2}
72	participantsindividu	1.2×10^{-2}
73	logist	1.2×10^{-2}
74	old	1.2×10^{-2}
75	disabl	1.2×10^{-2}
76	relationship	1.2×10^{-2}
77	greater	1.2×10^{-2}
78	demograph	1.2×10^{-2}
79	preval	1.1×10^{-2}
80	psycholog	1.1×10^{-2}
81	predictor	1.1×10^{-2}
82	questionnair	1.1×10^{-2}
83	staff	1.1×10^{-2}
84	aim	1.1×10^{-2}
85	whether	1.1×10^{-2}
86	clinic	1.1×10^{-2}
87	gender	1.1×10^{-2}
88	surfac	1.1×10^{-2}
89	simul	1.1×10^{-2}
90	adl	1×10^{-2}
91	temperatur	1×10^{-2}
92	section	1×10^{-2}
93	item	1×10^{-2}
94	odd	1×10^{-2}
95	servic	1×10^{-2}
96	cell	1×10^{-2}
97	hospit	1×10^{-2}
98	need	9.9×10^{-3}
99	support	9.7×10^{-3}
100	relat	9.7×10^{-3}

TABLE E.104. GREEN and SUSTAINABLE SCIENCE and TECHNOLOGY

No.	Word	RIG
1	energi	3.9×10^{-2}
2	sustain	3.7×10^{-2}
3	environment	3.3×10^{-2}
4	renew	2.7×10^{-2}
5	co2	2.3×10^{-2}
6	product	2.3×10^{-2}
7	econom	2.2×10^{-2}
8	fuel	2.2×10^{-2}
9	patient	1.9×10^{-2}
10	wast	1.8×10^{-2}
11	turbin	1.7×10^{-2}
12	carbon	1.6×10^{-2}
13	catalyst	1.6×10^{-2}
14	solar	1.6×10^{-2}
15	wind	1.5×10^{-2}
16	biomass	1.5×10^{-2}
17	electr	1.5×10^{-2}
18	effici	1.5×10^{-2}
19	emiss	1.4×10^{-2}
20	conclus	1.4×10^{-2}
21	industri	1.4×10^{-2}
22	power	1.4×10^{-2}
23	consumpt	1.2×10^{-2}
24	cost	1.2×10^{-2}
25	gas	1.2×10^{-2}
26	demand	1.1×10^{-2}
27	recycl	1.1×10^{-2}
28	greenhous	1.1×10^{-2}
29	clinic	1.1×10^{-2}
30	photovolta	1.1×10^{-2}
31	lca	1.1×10^{-2}
32	water	1.1×10^{-2}
33	polic	8.8×10^{-3}
34	diseas	8.8×10^{-3}
35	impact	8.6×10^{-3}
36	green	8.5×10^{-3}
37	fossil	8.2×10^{-3}
38	background	8.2×10^{-3}
39	convers	8.2×10^{-3}
40	heat	8.1×10^{-3}
41	feedstock	8×10^{-3}
42	cycl	8×10^{-3}
43	suppli	7.8×10^{-3}
44	technolog	7.8×10^{-3}
45	resourc	7.6×10^{-3}
46	storang	7.5×10^{-3}
47	generat	7.3×10^{-3}
48	farm	7.3×10^{-3}
49	sector	7.3×10^{-3}

No.	Word	RIG
51	grid	7.2×10^{-3}
52	system	7.2×10^{-3}
53	oper	7.2×10^{-3}
54	ghg	6.9×10^{-3}
55	yield	6.8×10^{-3}
56	develop	6.7×10^{-3}
57	gene	6.7×10^{-3}
58	plant	6.5×10^{-3}
59	biodiesel	6.5×10^{-3}
60	climat	6.5×10^{-3}
61	solvent	6.4×10^{-3}
62	age	6.3×10^{-3}
63	express	6.3×10^{-3}
64	eco	6.2×10^{-3}
65	catalyt	6.1×10^{-3}
66	save	6×10^{-3}
67	temperatur	5.8×10^{-3}
68	coal	5.6×10^{-3}
69	biofuel	5.5×10^{-3}
70	protein	5.5×10^{-3}
71	reaction	5.5×10^{-3}
72	cancer	5.5×10^{-3}
73	instal	5.4×10^{-3}
74	price	5.4×10^{-3}
75	pollut	5.4×10^{-3}
76	agricultur	5.3×10^{-3}
77	dioxid	5.3×10^{-3}
78	diesel	5.3×10^{-3}
79	process	5.3×10^{-3}
80	bioga	5.3×10^{-3}
81	produc	5.1×10^{-3}
82	therapi	5×10^{-3}
83	lignin	5×10^{-3}
84	wastewat	4.9×10^{-3}
85	paper	4.9×10^{-3}
86	build	4.9×10^{-3}
87	capac	4.8×10^{-3}
88	detect	4.8×10^{-3}
89	imag	4.8×10^{-3}
90	footprint	4.8×10^{-3}
91	tissu	4.6×10^{-3}
92	sourc	4.6×10^{-3}
93	convert	4.5×10^{-3}
94	stakehold	4.5×10^{-3}
95	invest	4.5×10^{-3}
96	cellulos	4.4×10^{-3}
97	blood	4.4×10^{-3}
98	optim	4.3×10^{-3}
99	induc	4.3×10^{-3}

Informational Space of Meaning for Scientific Texts

TABLE E.104. GREEN and SUSTAINABLE SCIENCE and TECHNOLOGY

No.	Word	RIG
50	oil	7.2×10^{-3}

No.	Word	RIG
100	infect	4.3×10^{-3}

TABLE E.105. Health Care Sciences and Services

No.	Word	RIG
1	health	1.5×10^{-1}
2	care	1.5×10^{-1}
3	conclus	7.5×10^{-2}
4	medic	7.5×10^{-2}
5	patient	7.5×10^{-2}
6	background	4.8×10^{-2}
7	hospit	4.6×10^{-2}
8	particip	3.9×10^{-2}
9	healthcar	3.8×10^{-2}
10	physician	3.7×10^{-2}
11	object	3.7×10^{-2}
12	clinic	3.7×10^{-2}
13	servic	3.7×10^{-2}
14	interview	3.4×10^{-2}
15	qualiti	3.2×10^{-2}
16	intervent	3.2×10^{-2}
17	outcom	3.2×10^{-2}
18	survey	3.1×10^{-2}
19	assess	2.7×10^{-2}
20	profession	2.7×10^{-2}
21	palliat	2.5×10^{-2}
22	practic	2.5×10^{-2}
23	need	2.5×10^{-2}
24	questionnair	2.5×10^{-2}
25	method	2.4×10^{-2}
26	nurs	2.3×10^{-2}
27	educ	2.3×10^{-2}
28	life	2×10^{-2}
29	inform	2×10^{-2}
30	data	1.9×10^{-2}
31	research	1.9×10^{-2}
32	score	1.9×10^{-2}
33	nation	1.8×10^{-2}
34	year	1.8×10^{-2}
35	medicar	1.7×10^{-2}
36	staff	1.7×10^{-2}
37	support	1.7×10^{-2}
38	insur	1.6×10^{-2}
39	provid	1.6×10^{-2}
40	polic	1.6×10^{-2}
41	visit	1.6×10^{-2}
42	team	1.6×10^{-2}
43	item	1.6×10^{-2}
44	medicin	1.6×10^{-2}
45	improv	1.6×10^{-2}
46	includ	1.5×10^{-2}
47	inpati	1.5×10^{-2}
48	identifi	1.5×10^{-2}
49	decis	1.5×10^{-2}
50	implement	1.5×10^{-2}

No.	Word	RIG
51	among	1.4×10^{-2}
52	public	1.4×10^{-2}
53	manag	1.4×10^{-2}
54	clinician	1.4×10^{-2}
55	program	1.4×10^{-2}
56	semistruktur	1.4×10^{-2}
57	studi	1.4×10^{-2}
58	conduct	1.3×10^{-2}
59	qualit	1.3×10^{-2}
60	respond	1.3×10^{-2}
61	primari	1.3×10^{-2}
62	receiv	1.3×10^{-2}
63	regress	1.3×10^{-2}
64	cost	1.3×10^{-2}
65	ill	1.3×10^{-2}
66	access	1.3×10^{-2}
67	popul	1.2×10^{-2}
68	home	1.2×10^{-2}
69	aim	1.2×10^{-2}
70	practition	1.2×10^{-2}
71	perceiv	1.2×10^{-2}
72	medicaid	1.2×10^{-2}
73	cell	1.2×10^{-2}
74	communiti	1.2×10^{-2}
75	temperatur	1.2×10^{-2}
76	across	1.2×10^{-2}
77	consult	1.1×10^{-2}
78	surfac	1.1×10^{-2}
79	recommend	1.1×10^{-2}
80	outpati	1.1×10^{-2}
81	set	1.1×10^{-2}
82	peopl	1.1×10^{-2}
83	hospic	1.1×10^{-2}
84	plan	1.1×10^{-2}
85	doctor	1.1×10^{-2}
86	age	1.1×10^{-2}
87	train	1.1×10^{-2}
88	theme	1×10^{-2}
89	interprofession	1×10^{-2}
90	person	1×10^{-2}
91	review	1×10^{-2}
92	evid	1×10^{-2}
93	cancer	1×10^{-2}
94	benefit	9.9×10^{-3}
95	month	9.8×10^{-3}
96	examin	9.8×10^{-3}
97	group	9.8×10^{-3}
98	report	9.7×10^{-3}
99	result	9.7×10^{-3}
100	trial	9.6×10^{-3}

TABLE E.106. Health Policy and Services

No.	Word	RIG
1	health	1.9×10^{-1}
2	care	1.4×10^{-1}
3	servic	5.1×10^{-2}
4	interview	4.2×10^{-2}
5	medic	4×10^{-2}
6	patient	4×10^{-2}
7	hospit	3.7×10^{-2}
8	survey	3.7×10^{-2}
9	particip	3.5×10^{-2}
10	healthcar	3.2×10^{-2}
11	mental	3.2×10^{-2}
12	polici	3.2×10^{-2}
13	qualiti	3.1×10^{-2}
14	intervent	3.1×10^{-2}
15	insur	2.6×10^{-2}
16	outcom	2.6×10^{-2}
17	nation	2.5×10^{-2}
18	need	2.4×10^{-2}
19	among	2.4×10^{-2}
20	conclus	2.4×10^{-2}
21	physician	2.3×10^{-2}
22	practic	2.2×10^{-2}
23	public	2.2×10^{-2}
24	object	2.2×10^{-2}
25	communiti	2.1×10^{-2}
26	profession	2.1×10^{-2}
27	assess	2×10^{-2}
28	questionnair	2×10^{-2}
29	medicar	1.9×10^{-2}
30	peopl	1.9×10^{-2}
31	medicaid	1.9×10^{-2}
32	clinic	1.9×10^{-2}
33	hiv	1.8×10^{-2}
34	nurs	1.8×10^{-2}
35	educ	1.8×10^{-2}
36	life	1.8×10^{-2}
37	popul	1.8×10^{-2}
38	examin	1.7×10^{-2}
39	program	1.7×10^{-2}
40	staff	1.7×10^{-2}
41	social	1.7×10^{-2}
42	research	1.6×10^{-2}
43	year	1.6×10^{-2}
44	regress	1.6×10^{-2}
45	data	1.6×10^{-2}
46	incom	1.5×10^{-2}
47	background	1.5×10^{-2}
48	access	1.5×10^{-2}
49	implement	1.5×10^{-2}
50	ill	1.5×10^{-2}

No.	Word	RIG
51	perceiv	1.5×10^{-2}
52	individu	1.4×10^{-2}
53	support	1.4×10^{-2}
54	visit	1.4×10^{-2}
55	inform	1.4×10^{-2}
56	age	1.3×10^{-2}
57	provid	1.3×10^{-2}
58	item	1.3×10^{-2}
59	score	1.3×10^{-2}
60	countri	1.3×10^{-2}
61	cost	1.3×10^{-2}
62	evid	1.3×10^{-2}
63	qualit	1.3×10^{-2}
64	decis	1.3×10^{-2}
65	cell	1.2×10^{-2}
66	temperatur	1.2×10^{-2}
67	surfac	1.2×10^{-2}
68	fund	1.2×10^{-2}
69	engag	1.2×10^{-2}
70	inpati	1.2×10^{-2}
71	includ	1.2×10^{-2}
72	person	1.2×10^{-2}
73	improv	1.1×10^{-2}
74	across	1.1×10^{-2}
75	respond	1.1×10^{-2}
76	studi	1.1×10^{-2}
77	adult	1.1×10^{-2}
78	conduct	1.1×10^{-2}
79	maker	1.1×10^{-2}
80	older	1.1×10^{-2}
81	semistructur	1.1×10^{-2}
82	impact	1.1×10^{-2}
83	interprofession	1.1×10^{-2}
84	status	1×10^{-2}
85	percent	1×10^{-2}
86	practition	1×10^{-2}
87	associ	1×10^{-2}
88	demograph	1×10^{-2}
89	find	1×10^{-2}
90	team	1×10^{-2}
91	outpati	9.9×10^{-3}
92	expenditur	9.9×10^{-3}
93	payment	9.9×10^{-3}
94	address	9.9×10^{-3}
95	live	9.8×10^{-3}
96	satisfact	9.8×10^{-3}
97	identifi	9.8×10^{-3}
98	report	9.8×10^{-3}
99	receiv	9.7×10^{-3}
100	energi	9.5×10^{-3}

TABLE E.107. Tematology

No.	Word	RIG
1	patient	1×10^{-1}
2	cell	8.1×10^{-2}
3	leukemia	7.8×10^{-2}
4	hematopoiet	5.9×10^{-2}
5	blood	5.8×10^{-2}
6	transplant	5.2×10^{-2}
7	platelet	5.1×10^{-2}
8	acut	4.6×10^{-2}
9	stem	4.6×10^{-2}
10	myeloid	4.5×10^{-2}
11	marrow	4.3×10^{-2}
12	diseas	4.3×10^{-2}
13	surviv	4×10^{-2}
14	therapi	4×10^{-2}
15	allogen	3.6×10^{-2}
16	lymphoma	3.5×10^{-2}
17	transfus	3.4×10^{-2}
18	paper	3.3×10^{-2}
19	relaps	3.3×10^{-2}
20	clinic	3×10^{-2}
21	treatment	2.8×10^{-2}
22	aml	2.8×10^{-2}
23	median	2.6×10^{-2}
24	risk	2.5×10^{-2}
25	hematolog	2.5×10^{-2}
26	thrombosi	2.4×10^{-2}
27	bone	2.4×10^{-2}
28	bleed	2.3×10^{-2}
29	conclus	2.2×10^{-2}
30	associ	2.1×10^{-2}
31	myeloma	2.1×10^{-2}
32	anemia	2×10^{-2}
33	factor	2×10^{-2}
34	donor	2×10^{-2}
35	gvhd	2×10^{-2}
36	lymphoblast	1.9×10^{-2}
37	thrombin	1.9×10^{-2}
38	remiss	1.9×10^{-2}
39	express	1.9×10^{-2}
40	chemotherapi	1.9×10^{-2}
41	inhibitor	1.8×10^{-2}
42	regimen	1.8×10^{-2}
43	chronic	1.8×10^{-2}
44	coagul	1.7×10^{-2}
45	anticoagul	1.7×10^{-2}
46	thromboembol	1.7×10^{-2}
47	treat	1.7×10^{-2}
48	mutat	1.7×10^{-2}
49	hsct	1.7×10^{-2}
50	dose	1.7×10^{-2}

No.	Word	RIG
51	progenitor	1.6×10^{-2}
52	lymphocyt	1.6×10^{-2}
53	malign	1.6×10^{-2}
54	therapeut	1.6×10^{-2}
55	mice	1.6×10^{-2}
56	prognost	1.5×10^{-2}
57	thrombot	1.5×10^{-2}
58	plasma	1.5×10^{-2}
59	thrombocytopenia	1.5×10^{-2}
60	venous	1.5×10^{-2}
61	haemophilia	1.5×10^{-2}
62	myelodysplast	1.5×10^{-2}
63	propos	1.4×10^{-2}
64	outcom	1.4×10^{-2}
65	cytogenet	1.4×10^{-2}
66	autolog	1.4×10^{-2}
67	engraft	1.4×10^{-2}
68	receiv	1.4×10^{-2}
69	thalassemia	1.3×10^{-2}
70	year	1.3×10^{-2}
71	syndrom	1.3×10^{-2}
72	sickl	1.3×10^{-2}
73	rituximab	1.2×10^{-2}
74	count	1.2×10^{-2}
75	vivo	1.2×10^{-2}
76	cd34	1.2×10^{-2}
77	gene	1.2×10^{-2}
78	endotheli	1.2×10^{-2}
79	clot	1.2×10^{-2}
80	diagnosi	1.2×10^{-2}
81	structur	1.2×10^{-2}
82	induc	1.2×10^{-2}
83	simul	1.2×10^{-2}
84	overal	1.2×10^{-2}
85	defici	1.1×10^{-2}
86	myeloprolif	1.1×10^{-2}
87	cll	1.1×10^{-2}
88	neutrophil	1.1×10^{-2}
89	mortal	1.1×10^{-2}
90	hemoglobin	1.1×10^{-2}
91	receptor	1.1×10^{-2}
92	refractori	1.1×10^{-2}
93	nonrelaps	1.1×10^{-2}
94	signific	1.1×10^{-2}
95	background	1.1×10^{-2}
96	pediatr	1.1×10^{-2}
97	temperatur	1.1×10^{-2}
98	leukem	1.1×10^{-2}
99	month	1.1×10^{-2}
100	peripher	1.1×10^{-2}

TABLE E.108. History

No.	Word	RIG
1	articl	1.5×10^{-1}
2	centuri	1.1×10^{-1}
3	polit	9.9×10^{-2}
4	war	8.8×10^{-2}
5	argu	6×10^{-2}
6	historian	5.7×10^{-2}
7	histori	5.4×10^{-2}
8	result	4.8×10^{-2}
9	histor	4.6×10^{-2}
10	british	4.5×10^{-2}
11	nineteenth	4.4×10^{-2}
12	twentieth	3.5×10^{-2}
13	nation	3.3×10^{-2}
14	method	3.1×10^{-2}
15	essay	3.1×10^{-2}
16	britain	3×10^{-2}
17	imperi	2.9×10^{-2}
18	modern	2.7×10^{-2}
19	cultur	2.6×10^{-2}
20	scholar	2.6×10^{-2}
21	social	2.5×10^{-2}
22	world	2.5×10^{-2}
23	use	2.5×10^{-2}
24	debat	2.4×10^{-2}
25	religi	2.4×10^{-2}
26	narrat	2.3×10^{-2}
27	historiographi	2.3×10^{-2}
28	offici	2.2×10^{-2}
29	postwar	2.2×10^{-2}
30	soviet	2.2×10^{-2}
31	societi	2.2×10^{-2}
32	effect	2.1×10^{-2}
33	ideolog	2×10^{-2}
34	public	1.9×10^{-2}
35	coloni	1.8×10^{-2}
36	christian	1.8×10^{-2}
37	contemporari	1.8×10^{-2}
38	discours	1.8×10^{-2}
39	perform	1.8×10^{-2}
40	high	1.7×10^{-2}
41	eighteenth	1.7×10^{-2}
42	american	1.7×10^{-2}
43	becam	1.7×10^{-2}
44	late	1.7×10^{-2}
45	french	1.7×10^{-2}
46	write	1.7×10^{-2}
47	church	1.7×10^{-2}
48	jewish	1.6×10^{-2}
49	cell	1.6×10^{-2}
50	revolut	1.6×10^{-2}

No.	Word	RIG
51	archiv	1.6×10^{-2}
52	militari	1.6×10^{-2}
53	author	1.6×10^{-2}
54	german	1.6×10^{-2}
55	interwar	1.5×10^{-2}
56	patient	1.5×10^{-2}
57	measur	1.5×10^{-2}
58	evalu	1.5×10^{-2}
59	data	1.5×10^{-2}
60	earli	1.5×10^{-2}
61	struggl	1.5×10^{-2}
62	obtain	1.5×10^{-2}
63	govern	1.5×10^{-2}
64	studi	1.5×10^{-2}
65	1930s	1.4×10^{-2}
66	model	1.4×10^{-2}
67	era	1.4×10^{-2}
68	ottoman	1.4×10^{-2}
69	econom	1.4×10^{-2}
70	europ	1.4×10^{-2}
71	cathol	1.4×10^{-2}
72	nationalist	1.4×10^{-2}
73	communist	1.4×10^{-2}
74	idea	1.4×10^{-2}
75	1970s	1.4×10^{-2}
76	elit	1.4×10^{-2}
77	civil	1.4×10^{-2}
78	question	1.3×10^{-2}
79	claim	1.3×10^{-2}
80	simul	1.3×10^{-2}
81	1960s	1.3×10^{-2}
82	way	1.3×10^{-2}
83	context	1.3×10^{-2}
84	stori	1.3×10^{-2}
85	compar	1.3×10^{-2}
86	european	1.3×10^{-2}
87	union	1.3×10^{-2}
88	book	1.3×10^{-2}
89	seventeenth	1.3×10^{-2}
90	reform	1.3×10^{-2}
91	religion	1.2×10^{-2}
92	test	1.2×10^{-2}
93	movement	1.2×10^{-2}
94	protest	1.2×10^{-2}
95	improv	1.2×10^{-2}
96	low	1.2×10^{-2}
97	labour	1.2×10^{-2}
98	came	1.2×10^{-2}
99	reduc	1.2×10^{-2}
100	ident	1.2×10^{-2}

TABLE E.109. Tistory and Philosophy Of Science

No.	Word	RIG
1	scienc	7.9×10^{-2}
2	argu	7.5×10^{-2}
3	scientif	6.2×10^{-2}
4	centuri	4.3×10^{-2}
5	philosoph	3.6×10^{-2}
6	ethic	3.1×10^{-2}
7	result	3×10^{-2}
8	argument	2.9×10^{-2}
9	scientist	2.8×10^{-2}
10	articl	2.5×10^{-2}
11	claim	2.3×10^{-2}
12	philosophi	2.3×10^{-2}
13	epistem	2.2×10^{-2}
14	view	2×10^{-2}
15	histori	2×10^{-2}
16	theori	1.9×10^{-2}
17	essay	1.9×10^{-2}
18	nineteenth	1.8×10^{-2}
19	debat	1.7×10^{-2}
20	histor	1.7×10^{-2}
21	method	1.6×10^{-2}
22	way	1.6×10^{-2}
23	perform	1.6×10^{-2}
24	concept	1.6×10^{-2}
25	twentieth	1.6×10^{-2}
26	effect	1.6×10^{-2}
27	epistemolog	1.5×10^{-2}
28	world	1.5×10^{-2}
29	war	1.5×10^{-2}
30	social	1.5×10^{-2}
31	idea	1.5×10^{-2}
32	high	1.4×10^{-2}
33	public	1.4×10^{-2}
34	question	1.4×10^{-2}
35	notion	1.4×10^{-2}
36	historian	1.3×10^{-2}
37	use	1.2×10^{-2}
38	practic	1.2×10^{-2}
39	defend	1.2×10^{-2}
40	rate	1.2×10^{-2}
41	concern	1.1×10^{-2}
42	compar	1.1×10^{-2}
43	explan	1.1×10^{-2}
44	modern	1.1×10^{-2}
45	natur	1.1×10^{-2}
46	knowledg	1.1×10^{-2}
47	studi	1.1×10^{-2}
48	low	1.1×10^{-2}
49	moral	1.1×10^{-2}
50	attempt	1.1×10^{-2}

No.	Word	RIG
51	think	1.1×10^{-2}
52	cell	1.1×10^{-2}
53	belief	1×10^{-2}
54	societi	1×10^{-2}
55	polit	1×10^{-2}
56	context	9.6×10^{-3}
57	discuss	9.6×10^{-3}
58	decreas	9.6×10^{-3}
59	british	9.6×10^{-3}
60	higher	9.4×10^{-3}
61	draw	9.4×10^{-3}
62	obtain	9.3×10^{-3}
63	measur	9.2×10^{-3}
64	darwin	9.2×10^{-3}
65	contemporari	9.1×10^{-3}
66	temperatur	9.1×10^{-3}
67	increas	9×10^{-3}
68	research	9×10^{-3}
69	control	9×10^{-3}
70	effici	8.9×10^{-3}
71	becam	8.9×10^{-3}
72	sampl	8.9×10^{-3}
73	lower	8.9×10^{-3}
74	scholar	8.9×10^{-3}
75	conceptu	8.8×10^{-3}
76	univers	8.7×10^{-3}
77	simul	8.6×10^{-3}
78	book	8.6×10^{-3}
79	john	8.4×10^{-3}
80	data	8.3×10^{-3}
81	induc	8×10^{-3}
82	paramet	8×10^{-3}
83	author	8×10^{-3}
84	understand	7.9×10^{-3}
85	discours	7.7×10^{-3}
86	reduc	7.7×10^{-3}
87	eighteenth	7.6×10^{-3}
88	1950s	7.5×10^{-3}
89	improv	7.5×10^{-3}
90	evalu	7.4×10^{-3}
91	account	7.4×10^{-3}
92	mathemat	7.3×10^{-3}
93	stori	7.3×10^{-3}
94	issu	7.3×10^{-3}
95	surfac	7.2×10^{-3}
96	investig	7.2×10^{-3}
97	particular	7.2×10^{-3}
98	concentr	7.2×10^{-3}
99	write	7.2×10^{-3}
100	focus	7.1×10^{-3}

TABLE E.110. History Of Social Sciences

No.	Word	RIG
1	articl	9.6×10^{-2}
2	centuri	9.3×10^{-2}
3	histor	5.4×10^{-2}
4	nineteenth	5×10^{-2}
5	twentieth	4.9×10^{-2}
6	argu	4.2×10^{-2}
7	polit	4×10^{-2}
8	histori	4×10^{-2}
9	war	3.5×10^{-2}
10	historian	3.1×10^{-2}
11	result	3×10^{-2}
12	econom	2.8×10^{-2}
13	social	2.6×10^{-2}
14	becam	2.2×10^{-2}
15	educ	2.1×10^{-2}
16	scholar	2.1×10^{-2}
17	british	2.1×10^{-2}
18	institut	2×10^{-2}
19	britain	1.9×10^{-2}
20	market	1.9×10^{-2}
21	1970s	1.9×10^{-2}
22	1930s	1.8×10^{-2}
23	earli	1.8×10^{-2}
24	method	1.7×10^{-2}
25	debat	1.7×10^{-2}
26	nation	1.7×10^{-2}
27	busi	1.7×10^{-2}
28	economi	1.7×10^{-2}
29	american	1.6×10^{-2}
30	modern	1.6×10^{-2}
31	world	1.5×10^{-2}
32	1920s	1.5×10^{-2}
33	idea	1.5×10^{-2}
34	capit	1.5×10^{-2}
35	und	1.5×10^{-2}
36	perform	1.4×10^{-2}
37	citi	1.4×10^{-2}
38	cell	1.4×10^{-2}
39	archiv	1.4×10^{-2}
40	reform	1.4×10^{-2}
41	revolut	1.4×10^{-2}
42	school	1.4×10^{-2}
43	societi	1.3×10^{-2}
44	public	1.3×10^{-2}
45	use	1.3×10^{-2}
46	contemporari	1.3×10^{-2}
47	late	1.3×10^{-2}
48	postwar	1.3×10^{-2}
49	countri	1.3×10^{-2}
50	labour	1.3×10^{-2}

No.	Word	RIG
51	firm	1.3×10^{-2}
52	german	1.2×10^{-2}
53	govern	1.2×10^{-2}
54	1950s	1.2×10^{-2}
55	scholarship	1.2×10^{-2}
56	evalu	1.2×10^{-2}
57	draw	1.2×10^{-2}
58	discours	1.1×10^{-2}
59	cultur	1.1×10^{-2}
60	way	1.1×10^{-2}
61	patient	1.1×10^{-2}
62	simul	1.1×10^{-2}
63	book	1.1×10^{-2}
64	obtain	1.1×10^{-2}
65	historiographi	1.1×10^{-2}
66	effect	1.1×10^{-2}
67	focus	1.1×10^{-2}
68	context	1.1×10^{-2}
69	interwar	1.1×10^{-2}
70	write	1.1×10^{-2}
71	detect	1×10^{-2}
72	temperatur	1×10^{-2}
73	paramet	1×10^{-2}
74	high	9.9×10^{-3}
75	intern	9.8×10^{-3}
76	intellectu	9.7×10^{-3}
77	eighteenth	9.6×10^{-3}
78	trade	9.6×10^{-3}
79	1960s	9.5×10^{-3}
80	surfac	9.4×10^{-3}
81	urban	9.3×10^{-3}
82	offici	9.3×10^{-3}
83	question	9.3×10^{-3}
84	period	9.1×10^{-3}
85	explor	9×10^{-3}
86	geographi	9×10^{-3}
87	view	8.9×10^{-3}
88	industri	8.9×10^{-3}
89	narrat	8.9×10^{-3}
90	measur	8.8×10^{-3}
91	transnat	8.8×10^{-3}
92	polic	8.7×10^{-3}
93	census	8.4×10^{-3}
94	labor	8.3×10^{-3}
95	compani	8.3×10^{-3}
96	essay	8.3×10^{-3}
97	perspect	8.2×10^{-3}
98	wage	8.1×10^{-3}
99	studi	8.1×10^{-3}
100	economist	8.1×10^{-3}

TABLE E.111. Horticulture

No.	Word	RIG
1	cultivar	1.7×10^{-1}
2	fruit	1.5×10^{-1}
3	plant	1.3×10^{-1}
4	crop	7.7×10^{-2}
5	breed	5.8×10^{-2}
6	flower	5.1×10^{-2}
7	leaf	5×10^{-2}
8	orchard	4.3×10^{-2}
9	harvest	4.2×10^{-2}
10	trait	3.8×10^{-2}
11	cultiv	3.6×10^{-2}
12	shoot	3.5×10^{-2}
13	grown	3.5×10^{-2}
14	tree	3.4×10^{-2}
15	rootstock	3.4×10^{-2}
16	greenhous	3.1×10^{-2}
17	product	3.1×10^{-2}
18	grape	3×10^{-2}
19	seedl	3×10^{-2}
20	genotyp	3×10^{-2}
21	genet	3×10^{-2}
22	yield	2.9×10^{-2}
23	irrig	2.9×10^{-2}
24	germplasm	2.9×10^{-2}
25	postharvest	2.9×10^{-2}
26	horticultur	2.8×10^{-2}
27	grower	2.8×10^{-2}
28	seed	2.7×10^{-2}
29	leav	2.7×10^{-2}
30	strawberri	2.6×10^{-2}
31	content	2.6×10^{-2}
32	qualiti	2.6×10^{-2}
33	root	2.5×10^{-2}
34	soil	2.5×10^{-2}
35	fresh	2.4×10^{-2}
36	qtl	2.4×10^{-2}
37	season	2.3×10^{-2}
38	appl	2.3×10^{-2}
39	tomato	2.3×10^{-2}
40	marker	2.3×10^{-2}
41	veget	2.3×10^{-2}
42	growth	2.3×10^{-2}
43	grapevin	2.2×10^{-2}
44	berri	2.2×10^{-2}
45	commerci	2.2×10^{-2}
46	ssr	2.1×10^{-2}
47	grow	2.1×10^{-2}
48	bud	2.1×10^{-2}
49	ripen	2×10^{-2}
50	sweet	1.9×10^{-2}

No.	Word	RIG
51	patient	1.8×10^{-2}
52	loci	1.8×10^{-2}
53	cherri	1.8×10^{-2}
54	dri	1.8×10^{-2}
55	viti	1.8×10^{-2}
56	vine	1.7×10^{-2}
57	anthocyanin	1.7×10^{-2}
58	fertil	1.6×10^{-2}
59	speci	1.6×10^{-2}
60	qtls	1.6×10^{-2}
61	matur	1.5×10^{-2}
62	inocul	1.5×10^{-2}
63	gene	1.5×10^{-2}
64	paper	1.5×10^{-2}
65	chromosom	1.4×10^{-2}
66	progeni	1.4×10^{-2}
67	prunus	1.4×10^{-2}
68	vinifera	1.4×10^{-2}
69	blight	1.4×10^{-2}
70	highest	1.4×10^{-2}
71	wine	1.4×10^{-2}
72	day	1.4×10^{-2}
73	total	1.4×10^{-2}
74	agronom	1.3×10^{-2}
75	ornament	1.3×10^{-2}
76	germin	1.3×10^{-2}
77	vineyard	1.3×10^{-2}
78	nutrient	1.3×10^{-2}
79	pear	1.3×10^{-2}
80	sugar	1.3×10^{-2}
81	rot	1.3×10^{-2}
82	acid	1.2×10^{-2}
83	propos	1.2×10^{-2}
84	inbr	1.2×10^{-2}
85	weight	1.2×10^{-2}
86	pathogen	1.2×10^{-2}
87	phenol	1.2×10^{-2}
88	solubl	1.1×10^{-2}
89	per	1.1×10^{-2}
90	model	1.1×10^{-2}
91	polymorph	1.1×10^{-2}
92	locus	1.1×10^{-2}
93	allel	1.1×10^{-2}
94	produc	1.1×10^{-2}
95	treatment	1.1×10^{-2}
96	genom	1×10^{-2}
97	nurseri	1×10^{-2}
98	canopi	1×10^{-2}
99	fragaria	1×10^{-2}
100	three	1×10^{-2}

TABLE E.112. Hospitality, Leisure, Sport and Tourism

No.	Word	RIG
1	tourism	1.8×10^{-1}
2	sport	1×10^{-1}
3	tourist	9.8×10^{-2}
4	destin	5.1×10^{-2}
5	hotel	4.7×10^{-2}
6	research	3.9×10^{-2}
7	athlet	3.5×10^{-2}
8	market	3.2×10^{-2}
9	social	3.2×10^{-2}
10	visitor	2.7×10^{-2}
11	footbal	2.2×10^{-2}
12	travel	2.2×10^{-2}
13	perceiv	2.1×10^{-2}
14	implic	1.9×10^{-2}
15	leisur	1.9×10^{-2}
16	percept	1.8×10^{-2}
17	satisfact	1.8×10^{-2}
18	interview	1.8×10^{-2}
19	econom	1.8×10^{-2}
20	coach	1.8×10^{-2}
21	industri	1.8×10^{-2}
22	examin	1.7×10^{-2}
23	brand	1.6×10^{-2}
24	patient	1.6×10^{-2}
25	manag	1.5×10^{-2}
26	cell	1.5×10^{-2}
27	find	1.4×10^{-2}
28	practic	1.4×10^{-2}
29	competit	1.4×10^{-2}
30	intent	1.4×10^{-2}
31	olymp	1.3×10^{-2}
32	cultur	1.3×10^{-2}
33	particip	1.3×10^{-2}
34	custom	1.3×10^{-2}
35	sustain	1.2×10^{-2}
36	countri	1.2×10^{-2}
37	relationship	1.2×10^{-2}
38	busi	1.2×10^{-2}
39	malaysia	1.2×10^{-2}
40	educ	1.2×10^{-2}
41	articl	1.2×10^{-2}
42	purpos	1.2×10^{-2}
43	player	1.2×10^{-2}
44	restaur	1.2×10^{-2}
45	recreat	1.2×10^{-2}
46	attitud	1.2×10^{-2}
47	club	1.1×10^{-2}
48	team	1.1×10^{-2}
49	heritag	1.1×10^{-2}
50	questionnair	1.1×10^{-2}

No.	Word	RIG
51	employe	1.1×10^{-2}
52	perspect	1.1×10^{-2}
53	game	1×10^{-2}
54	economi	1×10^{-2}
55	nation	1×10^{-2}
56	motiv	1×10^{-2}
57	author	1×10^{-2}
58	tour	1×10^{-2}
59	explor	1×10^{-2}
60	leagu	1×10^{-2}
61	simul	9.9×10^{-3}
62	survey	9.8×10^{-3}
63	servic	9.8×10^{-3}
64	empir	9.7×10^{-3}
65	influenc	9.5×10^{-3}
66	focus	9.5×10^{-3}
67	engag	9×10^{-3}
68	peopl	9×10^{-3}
69	temperatur	9×10^{-3}
70	attract	9×10^{-3}
71	surfac	8.9×10^{-3}
72	detect	8.9×10^{-3}
73	protein	8.9×10^{-3}
74	clinic	8.7×10^{-3}
75	sector	8.6×10^{-3}
76	loyalti	8.6×10^{-3}
77	treatment	8.5×10^{-3}
78	develop	8.4×10^{-3}
79	paramet	8.3×10^{-3}
80	properti	8.1×10^{-3}
81	literatur	8×10^{-3}
82	intern	7.9×10^{-3}
83	profession	7.7×10^{-3}
84	soccer	7.6×10^{-3}
85	psycholog	7.5×10^{-3}
86	draw	7.3×10^{-3}
87	elit	7.3×10^{-3}
88	manageri	7.3×10^{-3}
89	gene	7.3×10^{-3}
90	govern	7.2×10^{-3}
91	discuss	7.1×10^{-3}
92	acid	7.1×10^{-3}
93	algorithm	7.1×10^{-3}
94	world	7.1×10^{-3}
95	system	7.1×10^{-3}
96	understand	7.1×10^{-3}
97	visit	7×10^{-3}
98	diseas	6.9×10^{-3}
99	high	6.8×10^{-3}
100	energi	6.8×10^{-3}

TABLE E.113. Humanities, Multidisciplinary

No.	Word	RIG
1	centuri	4.8×10^{-2}
2	articl	4.8×10^{-2}
3	cultur	3.6×10^{-2}
4	essay	3.4×10^{-2}
5	result	3.3×10^{-2}
6	polit	3.1×10^{-2}
7	artist	2.8×10^{-2}
8	argu	2.3×10^{-2}
9	social	2.3×10^{-2}
10	contemporari	2.1×10^{-2}
11	histor	2.1×10^{-2}
12	modern	2×10^{-2}
13	art	1.9×10^{-2}
14	text	1.9×10^{-2}
15	semiot	1.9×10^{-2}
16	aesthet	1.8×10^{-2}
17	teach	1.8×10^{-2}
18	heritag	1.7×10^{-2}
19	societi	1.7×10^{-2}
20	way	1.6×10^{-2}
21	nineteenth	1.5×10^{-2}
22	author	1.5×10^{-2}
23	creativ	1.5×10^{-2}
24	literari	1.5×10^{-2}
25	narrat	1.5×10^{-2}
26	colleg	1.5×10^{-2}
27	museum	1.5×10^{-2}
28	use	1.5×10^{-2}
29	cell	1.4×10^{-2}
30	reform	1.4×10^{-2}
31	world	1.4×10^{-2}
32	peopl	1.4×10^{-2}
33	ideolog	1.3×10^{-2}
34	patient	1.3×10^{-2}
35	educ	1.3×10^{-2}
36	write	1.3×10^{-2}
37	music	1.3×10^{-2}
38	explor	1.2×10^{-2}
39	histori	1.2×10^{-2}
40	high	1.2×10^{-2}
41	languag	1.2×10^{-2}
42	method	1.2×10^{-2}
43	talent	1.2×10^{-2}
44	war	1.2×10^{-2}
45	discours	1.1×10^{-2}
46	idea	1.1×10^{-2}
47	eighteenth	1.1×10^{-2}
48	context	1.1×10^{-2}
49	tradit	1.1×10^{-2}
50	stori	1.1×10^{-2}

No.	Word	RIG
51	english	1.1×10^{-2}
52	show	1.1×10^{-2}
53	student	1.1×10^{-2}
54	compar	1.1×10^{-2}
55	measur	1×10^{-2}
56	philosoph	1×10^{-2}
57	decreas	1×10^{-2}
58	scholar	1×10^{-2}
59	obtain	9.9×10^{-3}
60	nation	9.8×10^{-3}
61	conclus	9.8×10^{-3}
62	data	9.7×10^{-3}
63	simul	9.6×10^{-3}
64	temperatur	9.4×10^{-3}
65	think	9.4×10^{-3}
66	public	9.4×10^{-3}
67	draw	9.2×10^{-3}
68	test	9.2×10^{-3}
69	twentieth	9.2×10^{-3}
70	put	9.1×10^{-3}
71	writer	9.1×10^{-3}
72	view	9×10^{-3}
73	situat	8.9×10^{-3}
74	rate	8.8×10^{-3}
75	induc	8.6×10^{-3}
76	increas	8.6×10^{-3}
77	poem	8.6×10^{-3}
78	effect	8.6×10^{-3}
79	detect	8.5×10^{-3}
80	philosophi	8.4×10^{-3}
81	religi	8.4×10^{-3}
82	paramet	8.4×10^{-3}
83	low	8.3×10^{-3}
84	fiction	8.2×10^{-3}
85	practic	8.2×10^{-3}
86	concept	8.2×10^{-3}
87	audienc	8.2×10^{-3}
88	observ	8.1×10^{-3}
89	perform	8×10^{-3}
90	paint	8×10^{-3}
91	clinic	7.9×10^{-3}
92	read	7.9×10^{-3}
93	charact	7.8×10^{-3}
94	protein	7.8×10^{-3}
95	control	7.8×10^{-3}
96	investig	7.7×10^{-3}
97	reduc	7.7×10^{-3}
98	perspect	7.7×10^{-3}
99	univers	7.6×10^{-3}
100	spiritu	7.6×10^{-3}

TABLE E.114. Imaging Science and Photographic Technology

No.	Word	RIG
1	imag	1.6×10^{-1}
2	propos	5.6×10^{-2}
3	algorithm	5.3×10^{-2}
4	pixel	4.6×10^{-2}
5	radar	3.6×10^{-2}
6	resolut	3.6×10^{-2}
7	sar	3.6×10^{-2}
8	satellit	3.6×10^{-2}
9	accuraci	3.3×10^{-2}
10	remot	3.2×10^{-2}
11	spatial	3.2×10^{-2}
12	scene	3×10^{-2}
13	map	2.8×10^{-2}
14	imageri	2.8×10^{-2}
15	apertur	2.8×10^{-2}
16	paper	2.8×10^{-2}
17	classif	2.5×10^{-2}
18	video	2.5×10^{-2}
19	hyperspectr	2.5×10^{-2}
20	dataset	2.4×10^{-2}
21	base	2.4×10^{-2}
22	art	2.3×10^{-2}
23	sens	2.1×10^{-2}
24	segment	2.1×10^{-2}
25	camera	2.1×10^{-2}
26	estim	2.1×10^{-2}
27	synthet	2.1×10^{-2}
28	data	2×10^{-2}
29	modi	2×10^{-2}
30	conclus	2×10^{-2}
31	approach	1.9×10^{-2}
32	featur	1.9×10^{-2}
33	land	1.6×10^{-2}
34	automat	1.6×10^{-2}
35	inform	1.5×10^{-2}
36	error	1.5×10^{-2}
37	reconstruct	1.5×10^{-2}
38	airborn	1.4×10^{-2}
39	retriev	1.4×10^{-2}
40	landsat	1.4×10^{-2}
41	nois	1.4×10^{-2}
42	comput	1.4×10^{-2}
43	spectral	1.4×10^{-2}
44	method	1.4×10^{-2}
45	spectroradiomet	1.4×10^{-2}
46	veget	1.3×10^{-2}
47	outperform	1.3×10^{-2}
48	visual	1.2×10^{-2}
49	ground	1.2×10^{-2}
50	multispectr	1.2×10^{-2}

No.	Word	RIG
51	accur	1.2×10^{-2}
52	real	1.2×10^{-2}
53	polarimetr	1.2×10^{-2}
54	extract	1.2×10^{-2}
55	studi	1.2×10^{-2}
56	textur	1.1×10^{-2}
57	spars	1.1×10^{-2}
58	tempor	1.1×10^{-2}
59	robust	1.1×10^{-2}
60	filter	1.1×10^{-2}
61	classifi	1.1×10^{-2}
62	treatment	1.1×10^{-2}
63	use	1×10^{-2}
64	protein	1×10^{-2}
65	techniqu	1×10^{-2}
66	forest	1×10^{-2}
67	letter	9.8×10^{-3}
68	cell	9.8×10^{-3}
69	registr	9.8×10^{-3}
70	detect	9.8×10^{-3}
71	acquir	9.7×10^{-3}
72	sensor	9.2×10^{-3}
73	lidar	9.2×10^{-3}
74	cover	9.1×10^{-3}
75	spaceborn	8.8×10^{-3}
76	band	8.8×10^{-3}
77	acid	8.5×10^{-3}
78	descriptor	8.5×10^{-3}
79	vector	8.5×10^{-3}
80	terrasar	8.4×10^{-3}
81	multitempor	8.3×10^{-3}
82	color	8.3×10^{-3}
83	digit	8.1×10^{-3}
84	area	8.1×10^{-3}
85	ndvi	8×10^{-3}
86	group	8×10^{-3}
87	interferometr	7.9×10^{-3}
88	represent	7.9×10^{-3}
89	age	7.8×10^{-3}
90	perform	7.8×10^{-3}
91	stereo	7.7×10^{-3}
92	gene	7.7×10^{-3}
93	patient	7.6×10^{-3}
94	radiomet	7.5×10^{-3}
95	exploit	7.5×10^{-3}
96	reaction	7.4×10^{-3}
97	problem	7.4×10^{-3}
98	can	7.2×10^{-3}
99	motion	7.1×10^{-3}
100	control	7×10^{-3}

TABLE E.115. Immunology

No.	Word	RIG
1	immun	1.4×10^{-1}
2	infect	9.3×10^{-2}
3	cell	8.2×10^{-2}
4	vaccin	6.7×10^{-2}
5	cytokin	6.4×10^{-2}
6	cd4	5.2×10^{-2}
7	diseas	4.6×10^{-2}
8	antibodi	4.5×10^{-2}
9	express	4.4×10^{-2}
10	mice	4.4×10^{-2}
11	antigen	4.4×10^{-2}
12	ifn	4.1×10^{-2}
13	inflammatori	4.1×10^{-2}
14	respons	3.9×10^{-2}
15	transplant	3.8×10^{-2}
16	paper	3.5×10^{-2}
17	virus	3.4×10^{-2}
18	hiv	3.3×10^{-2}
19	induc	3.2×10^{-2}
20	inflamm	3.2×10^{-2}
21	patient	3×10^{-2}
22	cd8	2.9×10^{-2}
23	receptor	2.8×10^{-2}
24	innat	2.8×10^{-2}
25	interleukin	2.7×10^{-2}
26	tnf	2.7×10^{-2}
27	mediat	2.6×10^{-2}
28	macrophag	2.5×10^{-2}
29	lymphocyt	2.4×10^{-2}
30	autoimmun	2.4×10^{-2}
31	pathogen	2.3×10^{-2}
32	associ	2.3×10^{-2}
33	recipi	2.3×10^{-2}
34	protein	2.3×10^{-2}
35	proinflammatori	2.3×10^{-2}
36	allerg	2.1×10^{-2}
37	human	2.1×10^{-2}
38	blood	2.1×10^{-2}
39	viral	2×10^{-2}
40	activ	1.9×10^{-2}
41	conclus	1.9×10^{-2}
42	background	1.9×10^{-2}
43	serum	1.9×10^{-2}
44	stimul	1.8×10^{-2}
45	antiretrovir	1.8×10^{-2}
46	immunolog	1.8×10^{-2}
47	gamma	1.8×10^{-2}
48	role	1.8×10^{-2}
49	clinic	1.8×10^{-2}
50	hla	1.7×10^{-2}

No.	Word	RIG
51	igg	1.7×10^{-2}
52	interferon	1.7×10^{-2}
53	immunogen	1.7×10^{-2}
54	dendrit	1.7×10^{-2}
55	asthma	1.7×10^{-2}
56	monocyt	1.6×10^{-2}
57	gene	1.6×10^{-2}
58	protect	1.6×10^{-2}
59	th1	1.6×10^{-2}
60	lps	1.6×10^{-2}
61	propos	1.6×10^{-2}
62	inhibit	1.5×10^{-2}
63	host	1.5×10^{-2}
64	secret	1.5×10^{-2}
65	peripher	1.5×10^{-2}
66	effector	1.5×10^{-2}
67	simul	1.5×10^{-2}
68	alpha	1.5×10^{-2}
69	regul	1.5×10^{-2}
70	ige	1.4×10^{-2}
71	immunosuppress	1.4×10^{-2}
72	assay	1.4×10^{-2}
73	therapi	1.4×10^{-2}
74	chronic	1.4×10^{-2}
75	neutrophil	1.3×10^{-2}
76	allergi	1.3×10^{-2}
77	acut	1.3×10^{-2}
78	chemokin	1.3×10^{-2}
79	elisa	1.3×10^{-2}
80	immunodefici	1.3×10^{-2}
81	donor	1.3×10^{-2}
82	treg	1.3×10^{-2}
83	influenza	1.3×10^{-2}
84	th2	1.3×10^{-2}
85	mous	1.3×10^{-2}
86	bacteri	1.2×10^{-2}
87	vivo	1.2×10^{-2}
88	vitro	1.2×10^{-2}
89	regulatori	1.2×10^{-2}
90	immunoglobulin	1.2×10^{-2}
91	pathogenesi	1.2×10^{-2}
92	murin	1.2×10^{-2}
93	th17	1.2×10^{-2}
94	allergen	1.2×10^{-2}
95	specif	1.2×10^{-2}
96	mhc	1.2×10^{-2}
97	level	1.2×10^{-2}
98	defici	1.2×10^{-2}
99	dcs	1.2×10^{-2}
100	hematopoiet	1.2×10^{-2}

TABLE E.116. Industrial Relations and Labor

No.	Word	RIG
1	worker	1×10^{-1}
2	employe	8.9×10^{-2}
3	labour	7.6×10^{-2}
4	job	7.4×10^{-2}
5	union	5.9×10^{-2}
6	wage	5.7×10^{-2}
7	articl	5.3×10^{-2}
8	employ	4.7×10^{-2}
9	workplac	4×10^{-2}
10	labor	4×10^{-2}
11	find	3.7×10^{-2}
12	workforc	3.7×10^{-2}
13	organiz	3.1×10^{-2}
14	bargain	2.9×10^{-2}
15	market	2.8×10^{-2}
16	survey	2.7×10^{-2}
17	work	2.7×10^{-2}
18	hrm	2.6×10^{-2}
19	firm	2.6×10^{-2}
20	methodolog	2.6×10^{-2}
21	implic	2.5×10^{-2}
22	sector	2.4×10^{-2}
23	polici	2.4×10^{-2}
24	practic	2.4×10^{-2}
25	organis	2.3×10^{-2}
26	author	2.2×10^{-2}
27	social	2.2×10^{-2}
28	skill	2×10^{-2}
29	research	2×10^{-2}
30	countri	2×10^{-2}
31	examin	1.8×10^{-2}
32	origin	1.8×10^{-2}
33	polit	1.8×10^{-2}
34	empir	1.7×10^{-2}
35	occup	1.6×10^{-2}
36	industri	1.6×10^{-2}
37	econom	1.6×10^{-2}
38	manag	1.6×10^{-2}
39	pay	1.5×10^{-2}
40	purpos	1.4×10^{-2}
41	capit	1.4×10^{-2}
42	relationship	1.4×10^{-2}
43	nation	1.4×10^{-2}
44	interview	1.4×10^{-2}
45	unemploy	1.4×10^{-2}
46	cell	1.3×10^{-2}
47	govern	1.3×10^{-2}
48	und	1.3×10^{-2}
49	australian	1.3×10^{-2}
50	argu	1.3×10^{-2}

No.	Word	RIG
51	public	1.3×10^{-2}
52	economi	1.3×10^{-2}
53	crisi	1.2×10^{-2}
54	resourc	1.2×10^{-2}
55	context	1.2×10^{-2}
56	profession	1.2×10^{-2}
57	satisfact	1.2×10^{-2}
58	leadership	1.1×10^{-2}
59	earn	1.1×10^{-2}
60	gender	1.1×10^{-2}
61	career	1.1×10^{-2}
62	simul	1.1×10^{-2}
63	manageri	1×10^{-2}
64	australia	1×10^{-2}
65	educ	1×10^{-2}
66	privat	1×10^{-2}
67	focus	9.9×10^{-3}
68	institut	9.8×10^{-3}
69	temperatur	9.7×10^{-3}
70	british	9.6×10^{-3}
71	surfac	9.4×10^{-3}
72	servic	9.3×10^{-3}
73	trade	9.3×10^{-3}
74	commit	9.2×10^{-3}
75	draw	9.2×10^{-3}
76	hire	9.2×10^{-3}
77	collect	8.9×10^{-3}
78	health	8.9×10^{-3}
79	approach	8.9×10^{-3}
80	paramet	8.8×10^{-3}
81	reform	8.8×10^{-3}
82	incom	8.7×10^{-3}
83	detect	8.7×10^{-3}
84	explor	8.7×10^{-3}
85	supervisor	8.5×10^{-3}
86	properti	8.5×10^{-3}
87	experiment	8.5×10^{-3}
88	migrant	8.4×10^{-3}
89	relat	8.4×10^{-3}
90	data	8.3×10^{-3}
91	method	8.3×10^{-3}
92	compani	8.3×10^{-3}
93	patient	8.1×10^{-3}
94	perceiv	7.9×10^{-3}
95	protein	7.9×10^{-3}
96	agenc	7.9×10^{-3}
97	immigr	7.8×10^{-3}
98	literatur	7.8×10^{-3}
99	impact	7.6×10^{-3}
100	obtain	7.6×10^{-3}

TABLE E.117. Infectious Diseases

No.	Word	RIG
1	infect	2.3×10^{-1}
2	hiv	8.7×10^{-2}
3	virus	5.6×10^{-2}
4	conclus	5×10^{-2}
5	antiretrovir	4.9×10^{-2}
6	patient	4.6×10^{-2}
7	background	4.6×10^{-2}
8	vaccin	3.9×10^{-2}
9	hospit	3.6×10^{-2}
10	clinic	3.5×10^{-2}
11	diseas	3.4×10^{-2}
12	pathogen	3.4×10^{-2}
13	isol	3.2×10^{-2}
14	preval	3.1×10^{-2}
15	paper	3×10^{-2}
16	antibiot	2.9×10^{-2}
17	associ	2.9×10^{-2}
18	epidemiolog	2.9×10^{-2}
19	viral	2.8×10^{-2}
20	malaria	2.7×10^{-2}
21	surveil	2.7×10^{-2}
22	pneumonia	2.6×10^{-2}
23	resist	2.6×10^{-2}
24	among	2.6×10^{-2}
25	risk	2.6×10^{-2}
26	immun	2.5×10^{-2}
27	tuberculosi	2.4×10^{-2}
28	fever	2.4×10^{-2}
29	therapi	2.4×10^{-2}
30	strain	2.4×10^{-2}
31	cd4	2.4×10^{-2}
32	outbreak	2.3×10^{-2}
33	suscept	2.3×10^{-2}
34	pcr	2.1×10^{-2}
35	health	2.1×10^{-2}
36	year	2×10^{-2}
37	influenza	1.9×10^{-2}
38	antimicrobi	1.9×10^{-2}
39	infecti	1.9×10^{-2}
40	endem	1.7×10^{-2}
41	staphylococcus	1.7×10^{-2}
42	plasmodium	1.7×10^{-2}
43	antibodi	1.7×10^{-2}
44	prevent	1.7×10^{-2}
45	children	1.6×10^{-2}
46	aureus	1.6×10^{-2}
47	coinfect	1.6×10^{-2}
48	virolog	1.6×10^{-2}
49	immunodefici	1.6×10^{-2}
50	parasit	1.6×10^{-2}

No.	Word	RIG
51	propos	1.6×10^{-2}
52	bacteri	1.6×10^{-2}
53	popul	1.5×10^{-2}
54	genotyp	1.5×10^{-2}
55	mortal	1.5×10^{-2}
56	age	1.5×10^{-2}
57	care	1.5×10^{-2}
58	treatment	1.5×10^{-2}
59	blood	1.5×10^{-2}
60	human	1.5×10^{-2}
61	incid	1.4×10^{-2}
62	cohort	1.4×10^{-2}
63	drug	1.4×10^{-2}
64	antigen	1.4×10^{-2}
65	methicillin	1.4×10^{-2}
66	falciparum	1.4×10^{-2}
67	caus	1.4×10^{-2}
68	epidem	1.3×10^{-2}
69	case	1.3×10^{-2}
70	transmiss	1.3×10^{-2}
71	lactamas	1.3×10^{-2}
72	posit	1.3×10^{-2}
73	regimen	1.3×10^{-2}
74	mrsa	1.3×10^{-2}
75	identifi	1.3×10^{-2}
76	virul	1.3×10^{-2}
77	confid	1.3×10^{-2}
78	host	1.2×10^{-2}
79	countri	1.2×10^{-2}
80	multidrug	1.2×10^{-2}
81	collect	1.2×10^{-2}
82	process	1.2×10^{-2}
83	detect	1.2×10^{-2}
84	assay	1.2×10^{-2}
85	energi	1.2×10^{-2}
86	serolog	1.2×10^{-2}
87	africa	1.2×10^{-2}
88	respiratori	1.2×10^{-2}
89	diagnosi	1.1×10^{-2}
90	median	1.1×10^{-2}
91	month	1.1×10^{-2}
92	serotyp	1.1×10^{-2}
93	mycobacterium	1.1×10^{-2}
94	count	1×10^{-2}
95	carbapenem	1×10^{-2}
96	properti	1×10^{-2}
97	simul	1×10^{-2}
98	interv	1×10^{-2}
99	hepat	1×10^{-2}
100	microbiolog	1×10^{-2}

TABLE E.118. Information Science and Library Science

No.	Word	RIG
1	research	5.7×10^{-2}
2	inform	5.5×10^{-2}
3	librari	5.2×10^{-2}
4	librarian	3.7×10^{-2}
5	citat	3.7×10^{-2}
6	user	3.2×10^{-2}
7	journal	2.6×10^{-2}
8	public	2.5×10^{-2}
9	social	2.5×10^{-2}
10	scienc	2.4×10^{-2}
11	web	2.3×10^{-2}
12	academ	2.3×10^{-2}
13	paper	2.1×10^{-2}
14	onlin	2×10^{-2}
15	servic	2×10^{-2}
16	knowledg	1.9×10^{-2}
17	technolog	1.8×10^{-2}
18	bibliometr	1.8×10^{-2}
19	digit	1.7×10^{-2}
20	author	1.7×10^{-2}
21	articl	1.7×10^{-2}
22	find	1.6×10^{-2}
23	scholar	1.5×10^{-2}
24	methodolog	1.5×10^{-2}
25	practic	1.5×10^{-2}
26	organiz	1.5×10^{-2}
27	implic	1.5×10^{-2}
28	manag	1.5×10^{-2}
29	collabor	1.4×10^{-2}
30	institut	1.4×10^{-2}
31	access	1.4×10^{-2}
32	share	1.3×10^{-2}
33	cell	1.2×10^{-2}
34	survey	1.2×10^{-2}
35	univers	1.2×10^{-2}
36	approach	1.2×10^{-2}
37	temperatur	1.2×10^{-2}
38	text	1.2×10^{-2}
39	publish	1.1×10^{-2}
40	busi	1.1×10^{-2}
41	communic	1.1×10^{-2}
42	scientif	1.1×10^{-2}
43	cite	1×10^{-2}
44	internet	1×10^{-2}
45	document	1×10^{-2}
46	context	9.9×10^{-3}
47	resourc	9.7×10^{-3}
48	disciplin	9.6×10^{-3}
49	literatur	9.6×10^{-3}
50	empir	9.6×10^{-3}

No.	Word	RIG
51	metadata	9.5×10^{-3}
52	interview	9.3×10^{-3}
53	surfac	9.3×10^{-3}
54	provid	9.2×10^{-3}
55	collect	9.1×10^{-3}
56	protein	9.1×10^{-3}
57	explor	9×10^{-3}
58	bibliograph	9×10^{-3}
59	induc	9×10^{-3}
60	purpos	9×10^{-3}
61	data	8.9×10^{-3}
62	focus	8.8×10^{-3}
63	seek	8.8×10^{-3}
64	profession	8.5×10^{-3}
65	understand	8.3×10^{-3}
66	perspect	8.3×10^{-3}
67	archiv	8.2×10^{-3}
68	discuss	7.9×10^{-3}
69	issu	7.9×10^{-3}
70	conceptu	7.8×10^{-3}
71	adopt	7.8×10^{-3}
72	network	7.8×10^{-3}
73	innov	7.7×10^{-3}
74	languag	7.7×10^{-3}
75	websit	7.6×10^{-3}
76	treatment	7.6×10^{-3}
77	repositori	7.5×10^{-3}
78	search	7.4×10^{-3}
79	acid	7.4×10^{-3}
80	support	7.3×10^{-3}
81	origin	7.3×10^{-3}
82	concentr	7.3×10^{-3}
83	project	7.2×10^{-3}
84	book	7.1×10^{-3}
85	literaci	7.1×10^{-3}
86	framework	7×10^{-3}
87	energi	7×10^{-3}
88	ict	6.9×10^{-3}
89	decreas	6.8×10^{-3}
90	qualit	6.8×10^{-3}
91	retriev	6.7×10^{-3}
92	librarianship	6.6×10^{-3}
93	wordnet	6.5×10^{-3}
94	perceiv	6.5×10^{-3}
95	water	6.4×10^{-3}
96	semant	6.4×10^{-3}
97	need	6.4×10^{-3}
98	strateg	6.4×10^{-3}
99	decis	6.4×10^{-3}
100	databas	6.3×10^{-3}

TABLE E.119. Instruments and Instrumentation

No.	Word	RIG
1	sensor	5.1×10^{-2}
2	detector	3.1×10^{-2}
3	beam	2.1×10^{-2}
4	measur	2.1×10^{-2}
5	conclus	1.9×10^{-2}
6	patient	1.6×10^{-2}
7	telescop	1.5×10^{-2}
8	paper	1.4×10^{-2}
9	design	1.3×10^{-2}
10	resolut	1.3×10^{-2}
11	system	1.3×10^{-2}
12	propos	1.3×10^{-2}
13	optic	1.3×10^{-2}
14	sens	1.2×10^{-2}
15	fabric	1.2×10^{-2}
16	calibr	1.2×10^{-2}
17	studi	1.2×10^{-2}
18	instrument	1.1×10^{-2}
19	devic	1.1×10^{-2}
20	detect	1.1×10^{-2}
21	suggest	1.1×10^{-2}
22	associ	1.1×10^{-2}
23	experiment	1×10^{-2}
24	treatment	9.6×10^{-3}
25	group	9.5×10^{-3}
26	signific	9.4×10^{-3}
27	kev	9.4×10^{-3}
28	actuat	9.3×10^{-3}
29	age	9.1×10^{-3}
30	signal	8.9×10^{-3}
31	base	8.8×10^{-3}
32	diseas	8.7×10^{-3}
33	prototyp	8.6×10^{-3}
34	sensit	8.4×10^{-3}
35	nois	8×10^{-3}
36	oper	8×10^{-3}
37	readout	7.5×10^{-3}
38	gene	7.4×10^{-3}
39	silicon	7.4×10^{-3}
40	mev	7.1×10^{-3}
41	may	7.1×10^{-3}
42	voltag	7×10^{-3}
43	protein	7×10^{-3}
44	clinic	7×10^{-3}
45	accuraci	6.8×10^{-3}
46	spectrograph	6.8×10^{-3}
47	error	6.6×10^{-3}
48	scintil	6.6×10^{-3}
49	role	6.5×10^{-3}
50	array	6.5×10^{-3}

No.	Word	RIG
51	linear	6.5×10^{-3}
52	perform	6.5×10^{-3}
53	year	6.4×10^{-3}
54	techniqu	6.4×10^{-3}
55	find	6.4×10^{-3}
56	camera	6.3×10^{-3}
57	electrod	6.3×10^{-3}
58	risk	6.3×10^{-3}
59	simul	6.3×10^{-3}
60	examin	6.2×10^{-3}
61	popul	6.2×10^{-3}
62	present	6.2×10^{-3}
63	express	6.2×10^{-3}
64	ion	6.1×10^{-3}
65	outcom	6×10^{-3}
66	applic	6×10^{-3}
67	capabl	5.9×10^{-3}
68	mirror	5.9×10^{-3}
69	cell	5.8×10^{-3}
70	spectromet	5.8×10^{-3}
71	frequenc	5.7×10^{-3}
72	track	5.6×10^{-3}
73	imag	5.6×10^{-3}
74	precis	5.5×10^{-3}
75	pixel	5.4×10^{-3}
76	assess	5.4×10^{-3}
77	particip	5.3×10^{-3}
78	output	5.3×10^{-3}
79	rang	5.2×10^{-3}
80	ray	5.2×10^{-3}
81	evid	5.1×10^{-3}
82	laser	5.1×10^{-3}
83	energi	5×10^{-3}
84	puls	5×10^{-3}
85	piezoelectr	5×10^{-3}
86	monitor	4.9×10^{-3}
87	metrolog	4.9×10^{-3}
88	wavelength	4.8×10^{-3}
89	whether	4.8×10^{-3}
90	observatori	4.7×10^{-3}
91	day	4.7×10^{-3}
92	instal	4.7×10^{-3}
93	setup	4.6×10^{-3}
94	field	4.6×10^{-3}
95	increas	4.6×10^{-3}
96	photomultipli	4.6×10^{-3}
97	filter	4.6×10^{-3}
98	treat	4.5×10^{-3}
99	among	4.5×10^{-3}
100	month	4.5×10^{-3}

TABLE E.120. Integrative and Complementary Medicine

No.	Word	RIG
1	medicin	1.6×10^{-1}
2	ethnopharmacolog	1.4×10^{-1}
3	conclus	9.6×10^{-2}
4	treatment	6.6×10^{-2}
5	extract	6.6×10^{-2}
6	herbal	6.2×10^{-2}
7	tradit	6×10^{-2}
8	chines	5.3×10^{-2}
9	rat	5.2×10^{-2}
10	activ	5×10^{-2}
11	effect	5×10^{-2}
12	inhibit	4.9×10^{-2}
13	treat	4.6×10^{-2}
14	acupunctur	4.4×10^{-2}
15	induc	4.3×10^{-2}
16	herb	3.9×10^{-2}
17	dose	3.6×10^{-2}
18	assay	3.6×10^{-2}
19	method	3.6×10^{-2}
20	signific	3.1×10^{-2}
21	oral	2.9×10^{-2}
22	antioxid	2.9×10^{-2}
23	studi	2.9×10^{-2}
24	relev	2.9×10^{-2}
25	antiinflamatori	2.7×10^{-2}
26	result	2.7×10^{-2}
27	plant	2.6×10^{-2}
28	tcm	2.4×10^{-2}
29	administr	2.3×10^{-2}
30	compound	2.3×10^{-2}
31	decoct	2.3×10^{-2}
32	inhibitori	2.2×10^{-2}
33	background	2.2×10^{-2}
34	group	2.2×10^{-2}
35	mice	2×10^{-2}
36	week	2×10^{-2}
37	ic50	1.9×10^{-2}
38	evalu	1.9×10^{-2}
39	flavonoid	1.9×10^{-2}
40	decreas	1.8×10^{-2}
41	pharmacolog	1.8×10^{-2}
42	cell	1.8×10^{-2}
43	pain	1.8×10^{-2}
44	administ	1.8×10^{-2}
45	phytochem	1.8×10^{-2}
46	paper	1.7×10^{-2}
47	vitro	1.7×10^{-2}
48	constitu	1.7×10^{-2}
49	diseas	1.7×10^{-2}
50	blot	1.7×10^{-2}

No.	Word	RIG
51	folk	1.7×10^{-2}
52	random	1.7×10^{-2}
53	therapeut	1.7×10^{-2}
54	drug	1.7×10^{-2}
55	serum	1.6×10^{-2}
56	cytotox	1.6×10^{-2}
57	western	1.5×10^{-2}
58	aim	1.5×10^{-2}
59	express	1.5×10^{-2}
60	day	1.5×10^{-2}
61	materi	1.5×10^{-2}
62	radix	1.4×10^{-2}
63	liver	1.4×10^{-2}
64	investig	1.4×10^{-2}
65	hplc	1.4×10^{-2}
66	tnf	1.4×10^{-2}
67	ethanol	1.3×10^{-2}
68	acupoint	1.3×10^{-2}
69	mtt	1.3×10^{-2}
70	inflamatori	1.3×10^{-2}
71	bioactiv	1.3×10^{-2}
72	ailment	1.3×10^{-2}
73	level	1.3×10^{-2}
74	propos	1.3×10^{-2}
75	leav	1.2×10^{-2}
76	beta	1.2×10^{-2}
77	apoptosi	1.2×10^{-2}
78	isol	1.2×10^{-2}
79	alkaloid	1.2×10^{-2}
80	electroacupunctur	1.2×10^{-2}
81	blood	1.2×10^{-2}
82	efficaci	1.2×10^{-2}
83	saponin	1.2×10^{-2}
84	ginseng	1.2×10^{-2}
85	inflamm	1.1×10^{-2}
86	spragu	1.1×10^{-2}
87	alpha	1.1×10^{-2}
88	symptom	1.1×10^{-2}
89	bark	1.1×10^{-2}
90	dawley	1.1×10^{-2}
91	divid	1.1×10^{-2}
92	vivo	1.1×10^{-2}
93	reduc	1.1×10^{-2}
94	stimul	1.1×10^{-2}
95	sham	1.1×10^{-2}
96	amelior	1.1×10^{-2}
97	methanol	1.1×10^{-2}
98	nitric	1×10^{-2}
99	potent	1×10^{-2}
100	therapi	1×10^{-2}

TABLE E.121. International Relations

No.	Word	RIG
1	polit	1.2×10^{-1}
2	articl	1.1×10^{-1}
3	polici	7.2×10^{-2}
4	argu	7×10^{-2}
5	intern	6.3×10^{-2}
6	govern	4.8×10^{-2}
7	war	4.8×10^{-2}
8	countri	4.5×10^{-2}
9	econom	3.7×10^{-2}
10	foreign	3.6×10^{-2}
11	actor	3.4×10^{-2}
12	nation	3.2×10^{-2}
13	trade	3.2×10^{-2}
14	secur	3.1×10^{-2}
15	state	3.1×10^{-2}
16	domest	2.9×10^{-2}
17	european	2.8×10^{-2}
18	method	2.8×10^{-2}
19	union	2.7×10^{-2}
20	conflict	2.7×10^{-2}
21	world	2.6×10^{-2}
22	peac	2.5×10^{-2}
23	democrat	2.5×10^{-2}
24	militari	2.5×10^{-2}
25	institut	2.4×10^{-2}
26	global	2.2×10^{-2}
27	result	2.2×10^{-2}
28	treati	2.2×10^{-2}
29	democraci	2.2×10^{-2}
30	crisi	2×10^{-2}
31	legal	1.9×10^{-2}
32	economi	1.8×10^{-2}
33	argument	1.8×10^{-2}
34	scholar	1.8×10^{-2}
35	terror	1.7×10^{-2}
36	market	1.7×10^{-2}
37	debat	1.7×10^{-2}
38	parti	1.7×10^{-2}
39	multilater	1.7×10^{-2}
40	fisheri	1.7×10^{-2}
41	negoti	1.7×10^{-2}
42	disput	1.6×10^{-2}
43	weapon	1.6×10^{-2}
44	wto	1.6×10^{-2}
45	empir	1.6×10^{-2}
46	liber	1.6×10^{-2}
47	whi	1.5×10^{-2}
48	cell	1.5×10^{-2}
49	patient	1.5×10^{-2}
50	strateg	1.4×10^{-2}

No.	Word	RIG
51	draw	1.4×10^{-2}
52	right	1.4×10^{-2}
53	cooper	1.4×10^{-2}
54	social	1.4×10^{-2}
55	civil	1.4×10^{-2}
56	china	1.4×10^{-2}
57	threat	1.4×10^{-2}
58	perform	1.3×10^{-2}
59	question	1.3×10^{-2}
60	transnat	1.3×10^{-2}
61	law	1.3×10^{-2}
62	public	1.3×10^{-2}
63	engag	1.3×10^{-2}
64	terrorist	1.2×10^{-2}
65	agenda	1.2×10^{-2}
66	violenc	1.2×10^{-2}
67	obtain	1.2×10^{-2}
68	focus	1.2×10^{-2}
69	reform	1.1×10^{-2}
70	issu	1.1×10^{-2}
71	invest	1.1×10^{-2}
72	temperatur	1.1×10^{-2}
73	commit	1.1×10^{-2}
74	sector	1.1×10^{-2}
75	regim	1.1×10^{-2}
76	claim	1.1×10^{-2}
77	discours	1.1×10^{-2}
78	studi	1×10^{-2}
79	use	1×10^{-2}
80	europ	1×10^{-2}
81	asia	1×10^{-2}
82	legitimaci	1×10^{-2}
83	seek	1×10^{-2}
84	diplomat	1×10^{-2}
85	leader	1×10^{-2}
86	compar	9.9×10^{-3}
87	conclus	9.9×10^{-3}
88	financi	9.8×10^{-3}
89	surfac	9.8×10^{-3}
90	histor	9.6×10^{-3}
91	member	9.5×10^{-3}
92	presid	9.4×10^{-3}
93	paramet	9.4×10^{-3}
94	clinic	9.3×10^{-3}
95	simul	9.2×10^{-3}
96	examin	9×10^{-3}
97	experiment	9×10^{-3}
98	protein	8.6×10^{-3}
99	emerg	8.6×10^{-3}
100	marin	8.5×10^{-3}

TABLE E.122. Language and Linguistics

No.	Word	RIG
1	languag	2.2×10^{-1}
2	english	1.3×10^{-1}
3	linguist	1.1×10^{-1}
4	corpus	7.7×10^{-2}
5	text	5.8×10^{-2}
6	speaker	5.4×10^{-2}
7	lexic	5.3×10^{-2}
8	word	5.1×10^{-2}
9	verb	4.7×10^{-2}
10	semant	4.2×10^{-2}
11	discours	4×10^{-2}
12	learner	3.9×10^{-2}
13	syntact	3.8×10^{-2}
14	speech	3.5×10^{-2}
15	corpora	3.5×10^{-2}
16	argu	3×10^{-2}
17	articl	3×10^{-2}
18	grammat	3×10^{-2}
19	grammar	2.9×10^{-2}
20	efl	2.9×10^{-2}
21	sentenc	2.8×10^{-2}
22	annot	2.7×10^{-2}
23	translat	2.7×10^{-2}
24	multilingu	2.6×10^{-2}
25	spoken	2.3×10^{-2}
26	student	2.2×10^{-2}
27	noun	2.2×10^{-2}
28	pragmat	2.1×10^{-2}
29	context	2×10^{-2}
30	phonolog	2×10^{-2}
31	teacher	1.9×10^{-2}
32	speak	1.9×10^{-2}
33	claus	1.8×10^{-2}
34	paper	1.8×10^{-2}
35	bilingu	1.8×10^{-2}
36	spanish	1.8×10^{-2}
37	narrat	1.8×10^{-2}
38	cell	1.7×10^{-2}
39	write	1.7×10^{-2}
40	phrase	1.7×10^{-2}
41	teach	1.6×10^{-2}
42	learn	1.6×10^{-2}
43	german	1.5×10^{-2}
44	written	1.5×10^{-2}
45	patient	1.5×10^{-2}
46	method	1.5×10^{-2}
47	dialect	1.4×10^{-2}
48	lexicon	1.4×10^{-2}
49	genr	1.4×10^{-2}
50	profici	1.4×10^{-2}

No.	Word	RIG
51	literari	1.4×10^{-2}
52	syntax	1.4×10^{-2}
53	vowel	1.3×10^{-2}
54	foreign	1.3×10^{-2}
55	phonet	1.3×10^{-2}
56	task	1.3×10^{-2}
57	argument	1.3×10^{-2}
58	increas	1.3×10^{-2}
59	vocabulari	1.2×10^{-2}
60	pronoun	1.2×10^{-2}
61	metaphor	1.2×10^{-2}
62	temperatur	1.2×10^{-2}
63	read	1.2×10^{-2}
64	classroom	1.2×10^{-2}
65	french	1.2×10^{-2}
66	question	1.2×10^{-2}
67	focus	1.2×10^{-2}
68	sociolinguist	1.2×10^{-2}
69	research	1.1×10^{-2}
70	iranian	1.1×10^{-2}
71	energi	1.1×10^{-2}
72	writer	1.1×10^{-2}
73	monolingu	1.1×10^{-2}
74	decreas	1.1×10^{-2}
75	way	1.1×10^{-2}
76	utter	1.1×10^{-2}
77	verbal	1.1×10^{-2}
78	simul	1.1×10^{-2}
79	high	1.1×10^{-2}
80	result	1×10^{-2}
81	tens	1×10^{-2}
82	conclus	1×10^{-2}
83	protein	9.9×10^{-3}
84	interpret	9.8×10^{-3}
85	claim	9.4×10^{-3}
86	nlp	9.3×10^{-3}
87	draw	9.3×10^{-3}
88	dictionari	9.3×10^{-3}
89	adject	9.1×10^{-3}
90	cultur	9×10^{-3}
91	reduc	9×10^{-3}
92	communic	8.9×10^{-3}
93	clinic	8.9×10^{-3}
94	instruct	8.8×10^{-3}
95	predic	8.7×10^{-3}
96	concentr	8.7×10^{-3}
97	diachron	8.7×10^{-3}
98	ratio	8.6×10^{-3}
99	discuss	8.6×10^{-3}
100	prosod	8.6×10^{-3}

TABLE E.123. Law

No.	Word	RIG
1	law	1.9×10^{-1}
2	court	1.9×10^{-1}
3	legal	1.7×10^{-1}
4	articl	1.2×10^{-1}
5	crimin	6.6×10^{-2}
6	argu	6.6×10^{-2}
7	judici	6.2×10^{-2}
8	suprem	6.2×10^{-2}
9	right	5.5×10^{-2}
10	legisl	5.2×10^{-2}
11	justic	5.1×10^{-2}
12	doctrin	5×10^{-2}
13	rule	4.2×10^{-2}
14	feder	3.8×10^{-2}
15	statut	3.7×10^{-2}
16	litig	3.7×10^{-2}
17	govern	3.5×10^{-2}
18	jurisdict	3.4×10^{-2}
19	polit	3.3×10^{-2}
20	jurisprud	3.2×10^{-2}
21	crime	3.1×10^{-2}
22	enforc	2.9×10^{-2}
23	polic	2.9×10^{-2}
24	constitut	2.9×10^{-2}
25	state	2.8×10^{-2}
26	decis	2.7×10^{-2}
27	parti	2.6×10^{-2}
28	civil	2.5×10^{-2}
29	claim	2.4×10^{-2}
30	result	2.4×10^{-2}
31	reform	2.4×10^{-2}
32	nation	2.4×10^{-2}
33	treati	2.4×10^{-2}
34	intern	2.3×10^{-2}
35	question	2.3×10^{-2}
36	public	2.3×10^{-2}
37	method	2.3×10^{-2}
38	defend	2.2×10^{-2}
39	scholar	2.2×10^{-2}
40	european	2.1×10^{-2}
41	disput	2.1×10^{-2}
42	protect	2.1×10^{-2}
43	provis	2×10^{-2}
44	judg	2×10^{-2}
45	lawyer	2×10^{-2}
46	statutori	2×10^{-2}
47	act	1.9×10^{-2}
48	offend	1.9×10^{-2}
49	institut	1.9×10^{-2}
50	amend	1.9×10^{-2}

No.	Word	RIG
51	congress	1.8×10^{-2}
52	author	1.8×10^{-2}
53	issu	1.8×10^{-2}
54	debat	1.8×10^{-2}
55	liabil	1.8×10^{-2}
56	studi	1.7×10^{-2}
57	normat	1.7×10^{-2}
58	case	1.6×10^{-2}
59	oblig	1.6×10^{-2}
60	wto	1.6×10^{-2}
61	union	1.5×10^{-2}
62	privat	1.5×10^{-2}
63	cell	1.5×10^{-2}
64	concern	1.5×10^{-2}
65	prosecut	1.5×10^{-2}
66	commit	1.5×10^{-2}
67	use	1.4×10^{-2}
68	judgment	1.4×10^{-2}
69	enact	1.4×10^{-2}
70	principl	1.4×10^{-2}
71	perform	1.4×10^{-2}
72	note	1.4×10^{-2}
73	plaintiff	1.3×10^{-2}
74	violat	1.3×10^{-2}
75	tribun	1.3×10^{-2}
76	substant	1.3×10^{-2}
77	regulatori	1.3×10^{-2}
78	market	1.3×10^{-2}
79	conclud	1.3×10^{-2}
80	practic	1.2×10^{-2}
81	conflict	1.2×10^{-2}
82	make	1.2×10^{-2}
83	econom	1.2×10^{-2}
84	adjud	1.2×10^{-2}
85	seek	1.2×10^{-2}
86	claus	1.2×10^{-2}
87	argument	1.2×10^{-2}
88	commiss	1.2×10^{-2}
89	countri	1.2×10^{-2}
90	social	1.2×10^{-2}
91	interpret	1.2×10^{-2}
92	regul	1.2×10^{-2}
93	simul	1.2×10^{-2}
94	whether	1.2×10^{-2}
95	trade	1.2×10^{-2}
96	temperatur	1.2×10^{-2}
97	will	1.2×10^{-2}
98	attorney	1.1×10^{-2}
99	convict	1.1×10^{-2}
100	person	1.1×10^{-2}

TABLE E.124. Limnology

No.	Word	RIG
1	water	1×10^{-1}
2	lake	1×10^{-1}
3	river	5.8×10^{-2}
4	hydrolog	4.5×10^{-2}
5	sediment	4.5×10^{-2}
6	phytoplankton	3.5×10^{-2}
7	aquat	3.3×10^{-2}
8	ecosystem	3.3×10^{-2}
9	season	2.8×10^{-2}
10	nutrient	2.8×10^{-2}
11	catchment	2.8×10^{-2}
12	dissolv	2.6×10^{-2}
13	speci	2.6×10^{-2}
14	habitat	2.5×10^{-2}
15	freshwat	2.5×10^{-2}
16	abund	2.4×10^{-2}
17	benthic	2.4×10^{-2}
18	fish	2.3×10^{-2}
19	climat	2.2×10^{-2}
20	ecolog	2.2×10^{-2}
21	groundwat	2.2×10^{-2}
22	basin	2.2×10^{-2}
23	summer	2.1×10^{-2}
24	flow	2.1×10^{-2}
25	eutroph	2×10^{-2}
26	zooplankton	2×10^{-2}
27	spatial	1.9×10^{-2}
28	phosphorus	1.9×10^{-2}
29	domin	1.9×10^{-2}
30	variabl	1.9×10^{-2}
31	macroinvertebr	1.9×10^{-2}
32	communiti	1.8×10^{-2}
33	stream	1.8×10^{-2}
34	macrophyt	1.8×10^{-2}
35	trophic	1.8×10^{-2}
36	environment	1.8×10^{-2}
37	assemblag	1.7×10^{-2}
38	depth	1.6×10^{-2}
39	patient	1.6×10^{-2}
40	runoff	1.6×10^{-2}
41	aquif	1.6×10^{-2}
42	watersh	1.5×10^{-2}
43	algal	1.5×10^{-2}
44	diatom	1.5×10^{-2}
45	shallow	1.4×10^{-2}
46	conclus	1.4×10^{-2}
47	bloom	1.4×10^{-2}
48	huron	1.4×10^{-2}
49	biomass	1.4×10^{-2}
50	hydraul	1.4×10^{-2}

No.	Word	RIG
51	wetland	1.3×10^{-2}
52	bay	1.3×10^{-2}
53	chlorophyl	1.3×10^{-2}
54	streamflow	1.3×10^{-2}
55	cladoceran	1.3×10^{-2}
56	taxa	1.3×10^{-2}
57	alga	1.2×10^{-2}
58	flood	1.2×10^{-2}
59	rainfal	1.2×10^{-2}
60	chang	1.2×10^{-2}
61	reservoir	1.2×10^{-2}
62	tempor	1.2×10^{-2}
63	concentr	1.2×10^{-2}
64	precipit	1.1×10^{-2}
65	limnolog	1.1×10^{-2}
66	annual	1.1×10^{-2}
67	daphnia	1.1×10^{-2}
68	eri	1.1×10^{-2}
69	spring	1.1×10^{-2}
70	column	1.1×10^{-2}
71	invertebr	1.1×10^{-2}
72	winter	1.1×10^{-2}
73	condit	1.1×10^{-2}
74	period	1×10^{-2}
75	coastal	1×10^{-2}
76	nitrogen	1×10^{-2}
77	estuari	1×10^{-2}
78	scale	1×10^{-2}
79	subsurfac	1×10^{-2}
80	flux	9.7×10^{-3}
81	clinic	9.7×10^{-3}
82	soil	9.6×10^{-3}
83	saginaw	9.6×10^{-3}
84	cyanobacteria	9.6×10^{-3}
85	veget	9.5×10^{-3}
86	plankton	9.5×10^{-3}
87	dure	9.4×10^{-3}
88	site	9.2×10^{-3}
89	pelag	9.2×10^{-3}
90	organ	9.1×10^{-3}
91	distribut	9×10^{-3}
92	estim	9×10^{-3}
93	indic	8.9×10^{-3}
94	anthropogen	8.9×10^{-3}
95	variat	8.7×10^{-3}
96	zone	8.6×10^{-3}
97	predat	8.5×10^{-3}
98	area	8.4×10^{-3}
99	north	8.2×10^{-3}
100	riparian	8.1×10^{-3}

TABLE E.125. Linguistics

No.	Word	RIG
1	languag	2.6×10^{-1}
2	english	1.3×10^{-1}
3	linguist	1.2×10^{-1}
4	speaker	7.2×10^{-2}
5	word	7.1×10^{-2}
6	corpus	6.8×10^{-2}
7	lexic	6.7×10^{-2}
8	speech	6.6×10^{-2}
9	verb	5.2×10^{-2}
10	semant	4.3×10^{-2}
11	text	4.2×10^{-2}
12	syntact	4.1×10^{-2}
13	sentenc	3.9×10^{-2}
14	learner	3.8×10^{-2}
15	grammat	3.6×10^{-2}
16	discours	3.6×10^{-2}
17	phonolog	3.3×10^{-2}
18	corpora	3×10^{-2}
19	bilingu	2.8×10^{-2}
20	spoken	2.8×10^{-2}
21	noun	2.7×10^{-2}
22	grammar	2.5×10^{-2}
23	speak	2.5×10^{-2}
24	task	2.5×10^{-2}
25	multilingu	2.4×10^{-2}
26	articl	2.4×10^{-2}
27	argu	2.4×10^{-2}
28	annot	2.3×10^{-2}
29	spanish	2.3×10^{-2}
30	context	2.2×10^{-2}
31	learn	2.1×10^{-2}
32	vowel	1.9×10^{-2}
33	claus	1.9×10^{-2}
34	phonet	1.8×10^{-2}
35	pragmat	1.8×10^{-2}
36	phrase	1.8×10^{-2}
37	profici	1.8×10^{-2}
38	cell	1.8×10^{-2}
39	monolingu	1.7×10^{-2}
40	vocabulari	1.6×10^{-2}
41	student	1.6×10^{-2}
42	lexicon	1.6×10^{-2}
43	translat	1.6×10^{-2}
44	utter	1.5×10^{-2}
45	children	1.4×10^{-2}
46	syntax	1.4×10^{-2}
47	particip	1.4×10^{-2}
48	syllabl	1.4×10^{-2}
49	german	1.3×10^{-2}
50	dialect	1.3×10^{-2}

No.	Word	RIG
51	read	1.3×10^{-2}
52	listen	1.3×10^{-2}
53	sociolinguist	1.3×10^{-2}
54	teacher	1.3×10^{-2}
55	research	1.3×10^{-2}
56	verbal	1.3×10^{-2}
57	french	1.3×10^{-2}
58	written	1.3×10^{-2}
59	write	1.3×10^{-2}
60	classroom	1.2×10^{-2}
61	temperatur	1.2×10^{-2}
62	pronoun	1.2×10^{-2}
63	foreign	1.2×10^{-2}
64	conson	1.2×10^{-2}
65	patient	1.2×10^{-2}
66	narrat	1.1×10^{-2}
67	argument	1.1×10^{-2}
68	energi	1.1×10^{-2}
69	prosod	1.1×10^{-2}
70	genr	1.1×10^{-2}
71	eff	1×10^{-2}
72	nativ	1×10^{-2}
73	interpret	1×10^{-2}
74	tens	1×10^{-2}
75	question	1×10^{-2}
76	protein	1×10^{-2}
77	focus	9.9×10^{-3}
78	teach	9.9×10^{-3}
79	simul	9.8×10^{-3}
80	discuss	9.7×10^{-3}
81	communic	9.7×10^{-3}
82	paper	9.7×10^{-3}
83	adject	9.7×10^{-3}
84	draw	9.1×10^{-3}
85	instruct	9.1×10^{-3}
86	acquisit	9×10^{-3}
87	increas	9×10^{-3}
88	decreas	9×10^{-3}
89	concentr	8.9×10^{-3}
90	metaphor	8.8×10^{-3}
91	high	8.8×10^{-3}
92	wordnet	8.7×10^{-3}
93	social	8.6×10^{-3}
94	nlp	8.6×10^{-3}
95	morphosyntact	8.5×10^{-3}
96	reader	8.4×10^{-3}
97	method	8.4×10^{-3}
98	water	8.3×10^{-3}
99	school	8.3×10^{-3}
100	acid	8.3×10^{-3}

TABLE E.126. Literary Reviews

No.	Word	RIG
1	essay	2.3×10^{-1}
2	connor	2.1×10^{-1}
3	steven	1.3×10^{-1}
4	irish	1.2×10^{-1}
5	writer	7.8×10^{-2}
6	poem	6.3×10^{-2}
7	hostag	5.7×10^{-2}
8	polit	5.6×10^{-2}
9	cultur	5.5×10^{-2}
10	ireland	4.9×10^{-2}
11	theatr	4.6×10^{-2}
12	narrat	4.6×10^{-2}
13	result	4.6×10^{-2}
14	belfast	4.3×10^{-2}
15	stori	3.9×10^{-2}
16	intellectu	3.9×10^{-2}
17	imagin	3.5×10^{-2}
18	gaelic	3.5×10^{-2}
19	poetri	3.5×10^{-2}
20	beckett	3.4×10^{-2}
21	write	3.2×10^{-2}
22	conjur	3.2×10^{-2}
23	argu	3.2×10^{-2}
24	adorno	3.1×10^{-2}
25	studi	3.1×10^{-2}
26	book	3.1×10^{-2}
27	ulyss	3.1×10^{-2}
28	english	3×10^{-2}
29	fiction	3×10^{-2}
30	playwright	3×10^{-2}
31	theodor	3×10^{-2}
32	tribut	3×10^{-2}
33	method	3×10^{-2}
34	work	2.9×10^{-2}
35	celebr	2.9×10^{-2}
36	allegi	2.9×10^{-2}
37	magic	2.9×10^{-2}
38	discredit	2.8×10^{-2}
39	oeuvr	2.8×10^{-2}
40	eugen	2.8×10^{-2}
41	refus	2.7×10^{-2}
42	literari	2.7×10^{-2}
43	lyric	2.6×10^{-2}
44	london	2.5×10^{-2}
45	press	2.5×10^{-2}
46	prose	2.5×10^{-2}
47	dublin	2.5×10^{-2}
48	pub	2.4×10^{-2}
49	theme	2.4×10^{-2}
50	vers	2.4×10^{-2}

No.	Word	RIG
51	obliqu	2.3×10^{-2}
52	read	2.3×10^{-2}
53	think	2.3×10^{-2}
54	recollect	2.3×10^{-2}
55	jean	2.3×10^{-2}
56	york	2.2×10^{-2}
57	struggl	2.2×10^{-2}
58	drama	2.2×10^{-2}
59	model	2.1×10^{-2}
60	poetic	2.1×10^{-2}
61	heroin	2.1×10^{-2}
62	wrote	2.1×10^{-2}
63	claim	2.1×10^{-2}
64	british	2×10^{-2}
65	compar	2×10^{-2}
66	sexual	2×10^{-2}
67	assault	2×10^{-2}
68	tour	2×10^{-2}
69	paper	2×10^{-2}
70	effect	2×10^{-2}
71	jewish	2×10^{-2}
72	languag	2×10^{-2}
73	transcend	2×10^{-2}
74	reader	1.9×10^{-2}
75	anecdot	1.9×10^{-2}
76	system	1.9×10^{-2}
77	piec	1.8×10^{-2}
78	studio	1.8×10^{-2}
79	investig	1.8×10^{-2}
80	jacki	1.8×10^{-2}
81	voyeur	1.8×10^{-2}
82	cornet	1.8×10^{-2}
83	ekphrasi	1.8×10^{-2}
84	fanni	1.8×10^{-2}
85	revivalist	1.8×10^{-2}
86	slavoj	1.8×10^{-2}
87	trivia	1.8×10^{-2}
88	uncollect	1.8×10^{-2}
89	hypocrit	1.8×10^{-2}
90	benedictin	1.7×10^{-2}
91	coetze	1.7×10^{-2}
92	zizek	1.7×10^{-2}
93	troubl	1.7×10^{-2}
94	world	1.7×10^{-2}
95	astrophysicist	1.7×10^{-2}
96	adulteri	1.7×10^{-2}
97	chelsea	1.7×10^{-2}
98	unpick	1.7×10^{-2}
99	yorker	1.7×10^{-2}
100	derri	1.7×10^{-2}

TABLE E.127. Literary Theory and Criticism

No.	Word	RIG
1	literari	6.6×10^{-2}
2	english	5.6×10^{-2}
3	languag	5×10^{-2}
4	essay	4.3×10^{-2}
5	fiction	4.1×10^{-2}
6	poetri	4×10^{-2}
7	result	4×10^{-2}
8	text	3.9×10^{-2}
9	writer	3.7×10^{-2}
10	cultur	3.7×10^{-2}
11	narrat	3.7×10^{-2}
12	write	3.6×10^{-2}
13	stori	3.5×10^{-2}
14	reader	3.5×10^{-2}
15	read	2.8×10^{-2}
16	discours	2.8×10^{-2}
17	poem	2.7×10^{-2}
18	fenelon	2.7×10^{-2}
19	polit	2.6×10^{-2}
20	poet	2.5×10^{-2}
21	translat	2.3×10^{-2}
22	centuri	2.2×10^{-2}
23	charact	2.2×10^{-2}
24	linguist	2.1×10^{-2}
25	argu	2×10^{-2}
26	book	1.9×10^{-2}
27	use	1.9×10^{-2}
28	measur	1.9×10^{-2}
29	poetic	1.8×10^{-2}
30	method	1.8×10^{-2}
31	stylist	1.7×10^{-2}
32	aesthet	1.7×10^{-2}
33	modern	1.7×10^{-2}
34	contemporari	1.7×10^{-2}
35	american	1.6×10^{-2}
36	artist	1.6×10^{-2}
37	ideolog	1.6×10^{-2}
38	romanian	1.6×10^{-2}
39	world	1.6×10^{-2}
40	increas	1.5×10^{-2}
41	high	1.5×10^{-2}
42	imagin	1.5×10^{-2}
43	teach	1.5×10^{-2}
44	way	1.5×10^{-2}
45	theolog	1.4×10^{-2}
46	chines	1.4×10^{-2}
47	articl	1.4×10^{-2}
48	perform	1.3×10^{-2}
49	rate	1.3×10^{-2}
50	symbol	1.3×10^{-2}

No.	Word	RIG
51	effect	1.2×10^{-2}
52	higher	1.2×10^{-2}
53	histor	1.2×10^{-2}
54	agamben	1.2×10^{-2}
55	tri	1.2×10^{-2}
56	attempt	1.2×10^{-2}
57	model	1.2×10^{-2}
58	ident	1.2×10^{-2}
59	obtain	1.2×10^{-2}
60	control	1.2×10^{-2}
61	philosoph	1.2×10^{-2}
62	patient	1.2×10^{-2}
63	protagonist	1.2×10^{-2}
64	view	1.2×10^{-2}
65	author	1.2×10^{-2}
66	data	1.1×10^{-2}
67	foreign	1.1×10^{-2}
68	system	1.1×10^{-2}
69	cell	1.1×10^{-2}
70	postcoloni	1.1×10^{-2}
71	art	1.1×10^{-2}
72	decreas	1.1×10^{-2}
73	low	1.1×10^{-2}
74	tale	1.1×10^{-2}
75	perspect	1.1×10^{-2}
76	reduc	1.1×10^{-2}
77	compar	1.1×10^{-2}
78	novelist	1.1×10^{-2}
79	improv	1×10^{-2}
80	british	1×10^{-2}
81	dutton	1×10^{-2}
82	beckett	1×10^{-2}
83	theori	1×10^{-2}
84	derrida	1×10^{-2}
85	war	1×10^{-2}
86	theme	1×10^{-2}
87	embodi	1×10^{-2}
88	treatment	1×10^{-2}
89	turkish	1×10^{-2}
90	religi	1×10^{-2}
91	literatur	1×10^{-2}
92	genr	1×10^{-2}
93	realiti	9.9×10^{-3}
94	societi	9.9×10^{-3}
95	christian	9.8×10^{-3}
96	temperatur	9.8×10^{-3}
97	lower	9.6×10^{-3}
98	divin	9.5×10^{-3}
99	william	9.4×10^{-3}
100	simul	9.2×10^{-3}

TABLE E.128. Literature

No.	Word	RIG
1	literari	1.2×10^{-1}
2	essay	1×10^{-1}
3	narrat	9.1×10^{-2}
4	articl	8.6×10^{-2}
5	fiction	8×10^{-2}
6	text	7.9×10^{-2}
7	argu	7.6×10^{-2}
8	writer	6.1×10^{-2}
9	write	5.9×10^{-2}
10	read	5.9×10^{-2}
11	result	5.2×10^{-2}
12	centuri	4.7×10^{-2}
13	poem	4.5×10^{-2}
14	poetri	4.2×10^{-2}
15	reader	4.1×10^{-2}
16	polit	4×10^{-2}
17	stori	3.8×10^{-2}
18	cultur	3.7×10^{-2}
19	contemporari	3.5×10^{-2}
20	rhetor	3.4×10^{-2}
21	genr	3.4×10^{-2}
22	poetic	3.3×10^{-2}
23	discours	3.3×10^{-2}
24	poet	3.1×10^{-2}
25	english	3.1×10^{-2}
26	charact	2.6×10^{-2}
27	postcoloni	2.6×10^{-2}
28	book	2.5×10^{-2}
29	histor	2.5×10^{-2}
30	protagonist	2.4×10^{-2}
31	method	2.4×10^{-2}
32	way	2.4×10^{-2}
33	imagin	2.3×10^{-2}
34	aesthet	2.3×10^{-2}
35	languag	2.2×10^{-2}
36	author	2.2×10^{-2}
37	translat	2.2×10^{-2}
38	explor	2.1×10^{-2}
39	use	2.1×10^{-2}
40	war	2×10^{-2}
41	histori	2×10^{-2}
42	critiqu	1.9×10^{-2}
43	modern	1.9×10^{-2}
44	artist	1.9×10^{-2}
45	world	1.8×10^{-2}
46	effect	1.8×10^{-2}
47	critic	1.8×10^{-2}
48	love	1.8×10^{-2}
49	data	1.8×10^{-2}
50	work	1.7×10^{-2}

No.	Word	RIG
51	engag	1.7×10^{-2}
52	nineteenth	1.7×10^{-2}
53	high	1.7×10^{-2}
54	increas	1.6×10^{-2}
55	literatur	1.6×10^{-2}
56	measur	1.6×10^{-2}
57	scholar	1.6×10^{-2}
58	shakespear	1.6×10^{-2}
59	american	1.6×10^{-2}
60	textual	1.6×10^{-2}
61	draw	1.6×10^{-2}
62	linguist	1.6×10^{-2}
63	figur	1.6×10^{-2}
64	prose	1.5×10^{-2}
65	patient	1.5×10^{-2}
66	studi	1.5×10^{-2}
67	novel	1.5×10^{-2}
68	ideolog	1.4×10^{-2}
69	written	1.4×10^{-2}
70	scholarship	1.4×10^{-2}
71	audienc	1.4×10^{-2}
72	cell	1.4×10^{-2}
73	represent	1.4×10^{-2}
74	rate	1.4×10^{-2}
75	ethic	1.4×10^{-2}
76	improv	1.3×10^{-2}
77	john	1.3×10^{-2}
78	obtain	1.3×10^{-2}
79	social	1.3×10^{-2}
80	william	1.3×10^{-2}
81	ident	1.3×10^{-2}
82	reduc	1.2×10^{-2}
83	evalu	1.2×10^{-2}
84	novelist	1.2×10^{-2}
85	notion	1.2×10^{-2}
86	compar	1.2×10^{-2}
87	modernist	1.2×10^{-2}
88	question	1.2×10^{-2}
89	higher	1.2×10^{-2}
90	manuscript	1.1×10^{-2}
91	tale	1.1×10^{-2}
92	control	1.1×10^{-2}
93	system	1.1×10^{-2}
94	struggl	1.1×10^{-2}
95	decreas	1.1×10^{-2}
96	art	1.1×10^{-2}
97	temperatur	1.1×10^{-2}
98	effici	1.1×10^{-2}
99	trope	1.1×10^{-2}
100	context	1.1×10^{-2}

TABLE E.129. Literature, African, Australian, Canadian

No.	Word	RIG
1	essay	1.8×10^{-1}
2	african	1.8×10^{-1}
3	literari	1.6×10^{-1}
4	postcoloni	1.5×10^{-1}
5	narrat	1.3×10^{-1}
6	writer	9.2×10^{-2}
7	read	8×10^{-2}
8	novel	7.6×10^{-2}
9	fiction	7.4×10^{-2}
10	diaspora	7.2×10^{-2}
11	argu	6.8×10^{-2}
12	articl	6.6×10^{-2}
13	protagonist	6.5×10^{-2}
14	africa	6.2×10^{-2}
15	discours	6×10^{-2}
16	text	5.9×10^{-2}
17	violenc	5.3×10^{-2}
18	coloni	5×10^{-2}
19	black	4.8×10^{-2}
20	novelist	4.7×10^{-2}
21	result	4.6×10^{-2}
22	cultur	4.6×10^{-2}
23	afro	4.3×10^{-2}
24	notion	4.2×10^{-2}
25	anglophon	3.8×10^{-2}
26	imagin	3.8×10^{-2}
27	inscrib	3.7×10^{-2}
28	modern	3.7×10^{-2}
29	nigerian	3.7×10^{-2}
30	contemporari	3.5×10^{-2}
31	subvers	3.2×10^{-2}
32	write	3.2×10^{-2}
33	societi	3×10^{-2}
34	histor	3×10^{-2}
35	atlant	3×10^{-2}
36	anticoloni	2.9×10^{-2}
37	racial	2.9×10^{-2}
38	genr	2.9×10^{-2}
39	storytel	2.9×10^{-2}
40	overlook	2.9×10^{-2}
41	craft	2.9×10^{-2}
42	world	2.8×10^{-2}
43	portray	2.8×10^{-2}
44	chris	2.8×10^{-2}
45	francophon	2.8×10^{-2}
46	symbol	2.8×10^{-2}
47	poetic	2.7×10^{-2}
48	poetri	2.7×10^{-2}
49	poem	2.7×10^{-2}
50	stori	2.6×10^{-2}

No.	Word	RIG
51	way	2.6×10^{-2}
52	critiqu	2.6×10^{-2}
53	literatur	2.5×10^{-2}
54	slaveri	2.5×10^{-2}
55	method	2.5×10^{-2}
56	agenc	2.4×10^{-2}
57	intertextu	2.4×10^{-2}
58	nation	2.4×10^{-2}
59	diaspor	2.4×10^{-2}
60	tradit	2.3×10^{-2}
61	ideolog	2.3×10^{-2}
62	gilroy	2.3×10^{-2}
63	languag	2.3×10^{-2}
64	trope	2.3×10^{-2}
65	question	2.3×10^{-2}
66	flemish	2.2×10^{-2}
67	discurs	2.2×10^{-2}
68	transnat	2.2×10^{-2}
69	women	2.2×10^{-2}
70	base	2.1×10^{-2}
71	articul	2.1×10^{-2}
72	metafict	2.1×10^{-2}
73	stylist	2.1×10^{-2}
74	reaffirm	2.1×10^{-2}
75	race	2.1×10^{-2}
76	war	2.1×10^{-2}
77	centuri	2.1×10^{-2}
78	disillusion	2×10^{-2}
79	context	2×10^{-2}
80	english	1.9×10^{-2}
81	solidar	1.9×10^{-2}
82	author	1.9×10^{-2}
83	histori	1.9×10^{-2}
84	data	1.9×10^{-2}
85	west	1.9×10^{-2}
86	use	1.9×10^{-2}
87	charact	1.9×10^{-2}
88	high	1.9×10^{-2}
89	selfdefinit	1.9×10^{-2}
90	polit	1.8×10^{-2}
91	belgian	1.8×10^{-2}
92	dissid	1.8×10^{-2}
93	yoruba	1.8×10^{-2}
94	particular	1.8×10^{-2}
95	explor	1.8×10^{-2}
96	intersect	1.8×10^{-2}
97	represent	1.8×10^{-2}
98	selfreflex	1.7×10^{-2}
99	selfrepresent	1.7×10^{-2}
100	indian	1.7×10^{-2}

TABLE E.130. Literature, American

No.	Word	RIG
1	essay	2.6×10^{-1}
2	american	1.2×10^{-1}
3	antebellum	9.9×10^{-2}
4	argu	9.2×10^{-2}
5	dickinson	8.9×10^{-2}
6	poem	8.5×10^{-2}
7	literari	8.3×10^{-2}
8	narrat	8.2×10^{-2}
9	melvill	8×10^{-2}
10	poe	6.6×10^{-2}
11	slaveri	6.1×10^{-2}
12	stori	6×10^{-2}
13	text	5.7×10^{-2}
14	fiction	5.6×10^{-2}
15	jewish	5.2×10^{-2}
16	tale	5×10^{-2}
17	writer	5×10^{-2}
18	centuri	4.6×10^{-2}
19	satir	4.3×10^{-2}
20	letter	4.3×10^{-2}
21	poet	4.3×10^{-2}
22	write	4.1×10^{-2}
23	america	4×10^{-2}
24	scholar	3.9×10^{-2}
25	result	3.8×10^{-2}
26	engag	3.8×10^{-2}
27	racial	3.7×10^{-2}
28	critiqu	3.6×10^{-2}
29	histor	3.5×10^{-2}
30	poetic	3.4×10^{-2}
31	poetri	3.4×10^{-2}
32	rhetor	3.4×10^{-2}
33	read	3.3×10^{-2}
34	nineteenth	3.3×10^{-2}
35	emili	3.3×10^{-2}
36	reader	3.3×10^{-2}
37	1840s	3.3×10^{-2}
38	trope	3.2×10^{-2}
39	cultur	3.1×10^{-2}
40	discours	3×10^{-2}
41	jew	3×10^{-2}
42	contemporari	2.9×10^{-2}
43	commentari	2.9×10^{-2}
44	anglo	2.9×10^{-2}
45	william	2.8×10^{-2}
46	archiv	2.8×10^{-2}
47	peter	2.7×10^{-2}
48	waldo	2.7×10^{-2}
49	tell	2.6×10^{-2}
50	studi	2.6×10^{-2}

No.	Word	RIG
51	isaac	2.5×10^{-2}
52	prose	2.5×10^{-2}
53	african	2.4×10^{-2}
54	war	2.4×10^{-2}
55	mobi	2.4×10^{-2}
56	represent	2.4×10^{-2}
57	man	2.4×10^{-2}
58	slave	2.3×10^{-2}
59	edgar	2.3×10^{-2}
60	biographi	2.3×10^{-2}
61	charact	2.3×10^{-2}
62	york	2.2×10^{-2}
63	formal	2.2×10^{-2}
64	genr	2.2×10^{-2}
65	oscar	2.1×10^{-2}
66	articul	2×10^{-2}
67	readership	2×10^{-2}
68	method	2×10^{-2}
69	artist	1.9×10^{-2}
70	arthur	1.9×10^{-2}
71	effect	1.9×10^{-2}
72	allan	1.8×10^{-2}
73	figur	1.8×10^{-2}
74	lyric	1.8×10^{-2}
75	wondrous	1.8×10^{-2}
76	truong	1.8×10^{-2}
77	audienc	1.8×10^{-2}
78	subvers	1.8×10^{-2}
79	dick	1.7×10^{-2}
80	mansion	1.7×10^{-2}
81	publish	1.7×10^{-2}
82	newspap	1.7×10^{-2}
83	editor	1.7×10^{-2}
84	compar	1.7×10^{-2}
85	dirk	1.7×10^{-2}
86	base	1.7×10^{-2}
87	way	1.6×10^{-2}
88	puritan	1.6×10^{-2}
89	whitman	1.6×10^{-2}
90	epistolari	1.6×10^{-2}
91	wao	1.6×10^{-2}
92	portraitur	1.6×10^{-2}
93	emerson	1.6×10^{-2}
94	negoti	1.6×10^{-2}
95	foment	1.6×10^{-2}
96	hymn	1.6×10^{-2}
97	paratextu	1.6×10^{-2}
98	portray	1.6×10^{-2}
99	philip	1.6×10^{-2}
100	pym	1.6×10^{-2}

TABLE E.131. Literature, British Isles

No.	Word	RIG
1	essay	1.1×10^{-1}
2	shakespear	9.9×10^{-2}
3	bront	8.4×10^{-2}
4	joyc	6.5×10^{-2}
5	argu	5.7×10^{-2}
6	poem	5.7×10^{-2}
7	result	5.3×10^{-2}
8	narrat	4.5×10^{-2}
9	english	4.5×10^{-2}
10	chaucer	4.5×10^{-2}
11	articl	4.4×10^{-2}
12	text	4.3×10^{-2}
13	read	3.5×10^{-2}
14	john	3.4×10^{-2}
15	literari	3.2×10^{-2}
16	centuri	3.2×10^{-2}
17	theatr	3.2×10^{-2}
18	ulyss	3.1×10^{-2}
19	poet	3×10^{-2}
20	tale	3×10^{-2}
21	pagan	2.8×10^{-2}
22	method	2.7×10^{-2}
23	studi	2.7×10^{-2}
24	jame	2.7×10^{-2}
25	write	2.6×10^{-2}
26	artist	2.6×10^{-2}
27	samuel	2.6×10^{-2}
28	theatric	2.6×10^{-2}
29	charlott	2.5×10^{-2}
30	charact	2.5×10^{-2}
31	beckett	2.5×10^{-2}
32	play	2.4×10^{-2}
33	jane	2.4×10^{-2}
34	shaw	2.4×10^{-2}
35	polit	2.3×10^{-2}
36	mediev	2.3×10^{-2}
37	effect	2.3×10^{-2}
38	fiction	2.2×10^{-2}
39	drama	2.2×10^{-2}
40	scholar	2.2×10^{-2}
41	henri	2.2×10^{-2}
42	poetic	2.1×10^{-2}
43	use	2.1×10^{-2}
44	aesthet	2.1×10^{-2}
45	imagin	2.1×10^{-2}
46	thoma	2×10^{-2}
47	system	2×10^{-2}
48	spenser	2×10^{-2}
49	england	2×10^{-2}
50	contemporari	2×10^{-2}

No.	Word	RIG
51	prose	2×10^{-2}
52	victorian	2×10^{-2}
53	figur	2×10^{-2}
54	base	1.9×10^{-2}
55	arthur	1.9×10^{-2}
56	moral	1.9×10^{-2}
57	eyr	1.9×10^{-2}
58	high	1.8×10^{-2}
59	richard	1.8×10^{-2}
60	work	1.8×10^{-2}
61	romanc	1.8×10^{-2}
62	modern	1.8×10^{-2}
63	twentieth	1.7×10^{-2}
64	walter	1.7×10^{-2}
65	arthurian	1.7×10^{-2}
66	reader	1.7×10^{-2}
67	data	1.6×10^{-2}
68	poetri	1.6×10^{-2}
69	book	1.6×10^{-2}
70	bernard	1.6×10^{-2}
71	renaiss	1.6×10^{-2}
72	histor	1.6×10^{-2}
73	scottish	1.6×10^{-2}
74	edit	1.6×10^{-2}
75	writer	1.6×10^{-2}
76	explor	1.6×10^{-2}
77	shakespearean	1.5×10^{-2}
78	audienc	1.5×10^{-2}
79	improv	1.5×10^{-2}
80	obtain	1.4×10^{-2}
81	signific	1.4×10^{-2}
82	compar	1.4×10^{-2}
83	measur	1.4×10^{-2}
84	emili	1.4×10^{-2}
85	show	1.3×10^{-2}
86	celebr	1.3×10^{-2}
87	way	1.3×10^{-2}
88	oxford	1.3×10^{-2}
89	king	1.3×10^{-2}
90	genr	1.3×10^{-2}
91	persona	1.3×10^{-2}
92	cultur	1.3×10^{-2}
93	allus	1.2×10^{-2}
94	depict	1.2×10^{-2}
95	increas	1.2×10^{-2}
96	cell	1.2×10^{-2}
97	investig	1.2×10^{-2}
98	authori	1.2×10^{-2}
99	eighteenth	1.2×10^{-2}
100	report	1.2×10^{-2}

TABLE E.132. Literature, German, Dutch, Scandinavian

No.	Word	RIG
1	german	1.4×10^{-1}
2	literari	1.1×10^{-1}
3	von	9.5×10^{-2}
4	und	9.4×10^{-2}
5	der	8.4×10^{-2}
6	essay	8.3×10^{-2}
7	ein	8.1×10^{-2}
8	write	7.5×10^{-2}
9	die	6.9×10^{-2}
10	das	6.9×10^{-2}
11	text	6.8×10^{-2}
12	narrat	6.8×10^{-2}
13	articl	6.7×10^{-2}
14	auf	6.6×10^{-2}
15	germani	6.6×10^{-2}
16	wird	5.9×10^{-2}
17	zwischen	5.7×10^{-2}
18	ist	5.6×10^{-2}
19	des	5.4×10^{-2}
20	protagonist	5.4×10^{-2}
21	dieser	5.4×10^{-2}
22	goeth	5.3×10^{-2}
23	aesthet	5.1×10^{-2}
24	read	4.9×10^{-2}
25	dies	4.9×10^{-2}
26	den	4.8×10^{-2}
27	sich	4.7×10^{-2}
28	nach	4.5×10^{-2}
29	writer	4.5×10^{-2}
30	sprach	4.4×10^{-2}
31	poetic	4.4×10^{-2}
32	auch	4.3×10^{-2}
33	leben	4.2×10^{-2}
34	sind	4.1×10^{-2}
35	postwar	3.9×10^{-2}
36	poetri	3.9×10^{-2}
37	einer	3.9×10^{-2}
38	argu	3.9×10^{-2}
39	result	3.8×10^{-2}
40	jean	3.7×10^{-2}
41	poet	3.7×10^{-2}
42	frauen	3.6×10^{-2}
43	discours	3.6×10^{-2}
44	durch	3.6×10^{-2}
45	dass	3.5×10^{-2}
46	wie	3.5×10^{-2}
47	werden	3.4×10^{-2}
48	mit	3.4×10^{-2}
49	zeit	3.3×10^{-2}
50	wilhelm	3.3×10^{-2}

No.	Word	RIG
51	aus	3.2×10^{-2}
52	gdr	3.2×10^{-2}
53	sowi	3.2×10^{-2}
54	use	3.2×10^{-2}
55	dem	3.2×10^{-2}
56	zum	3.1×10^{-2}
57	centuri	3.1×10^{-2}
58	uber	3×10^{-2}
59	book	2.9×10^{-2}
60	anderen	2.9×10^{-2}
61	deutschen	2.9×10^{-2}
62	werk	2.9×10^{-2}
63	zwei	2.8×10^{-2}
64	cultur	2.8×10^{-2}
65	fur	2.8×10^{-2}
66	artikel	2.8×10^{-2}
67	haben	2.8×10^{-2}
68	jahrhundert	2.8×10^{-2}
69	benjamin	2.7×10^{-2}
70	sein	2.7×10^{-2}
71	zur	2.7×10^{-2}
72	friedrich	2.7×10^{-2}
73	unter	2.7×10^{-2}
74	reich	2.7×10^{-2}
75	prose	2.7×10^{-2}
76	neue	2.7×10^{-2}
77	poem	2.6×10^{-2}
78	polit	2.6×10^{-2}
79	luka	2.6×10^{-2}
80	johann	2.6×10^{-2}
81	depict	2.5×10^{-2}
82	nicht	2.4×10^{-2}
83	schiller	2.4×10^{-2}
84	aber	2.4×10^{-2}
85	histor	2.4×10^{-2}
86	berlin	2.4×10^{-2}
87	frage	2.3×10^{-2}
88	wichtig	2.3×10^{-2}
89	fiction	2.3×10^{-2}
90	muslim	2.3×10^{-2}
91	method	2.3×10^{-2}
92	stori	2.2×10^{-2}
93	walter	2.2×10^{-2}
94	reader	2.2×10^{-2}
95	seit	2.2×10^{-2}
96	charact	2.2×10^{-2}
97	author	2.1×10^{-2}
98	kann	2.1×10^{-2}
99	question	2.1×10^{-2}
100	contemporari	2.1×10^{-2}

TABLE E.133. Literature, Romance

No.	Word	RIG
1	articl	9.4×10^{-2}
2	literari	7.6×10^{-2}
3	spanish	6.9×10^{-2}
4	narrat	6.7×10^{-2}
5	essay	6×10^{-2}
6	centuri	5.6×10^{-2}
7	war	5.5×10^{-2}
8	writer	5.3×10^{-2}
9	text	4.7×10^{-2}
10	argu	4.5×10^{-2}
11	french	4.5×10^{-2}
12	write	4×10^{-2}
13	result	4×10^{-2}
14	spain	3.8×10^{-2}
15	artist	3.4×10^{-2}
16	polit	3.1×10^{-2}
17	poetic	3.1×10^{-2}
18	fiction	3.1×10^{-2}
19	cultur	2.9×10^{-2}
20	civil	2.8×10^{-2}
21	method	2.8×10^{-2}
22	francoist	2.7×10^{-2}
23	discours	2.7×10^{-2}
24	poem	2.6×10^{-2}
25	poet	2.6×10^{-2}
26	protagonist	2.6×10^{-2}
27	novelist	2.6×10^{-2}
28	stori	2.5×10^{-2}
29	cervant	2.5×10^{-2}
30	proust	2.4×10^{-2}
31	italian	2.4×10^{-2}
32	genr	2.3×10^{-2}
33	poetri	2.3×10^{-2}
34	une	2.3×10^{-2}
35	dictatorship	2.2×10^{-2}
36	use	2.1×10^{-2}
37	que	2.1×10^{-2}
38	exil	2.1×10^{-2}
39	question	2×10^{-2}
40	nineteenth	1.9×10^{-2}
41	baroqu	1.9×10^{-2}
42	reader	1.9×10^{-2}
43	maria	1.9×10^{-2}
44	aesthet	1.9×10^{-2}
45	portray	1.9×10^{-2}
46	lebanes	1.9×10^{-2}
47	contemporari	1.8×10^{-2}
48	read	1.8×10^{-2}
49	written	1.8×10^{-2}
50	metaphor	1.8×10^{-2}

No.	Word	RIG
51	languag	1.7×10^{-2}
52	modern	1.7×10^{-2}
53	high	1.7×10^{-2}
54	novela	1.7×10^{-2}
55	figur	1.7×10^{-2}
56	histori	1.7×10^{-2}
57	franco	1.7×10^{-2}
58	romanc	1.7×10^{-2}
59	charact	1.6×10^{-2}
60	les	1.6×10^{-2}
61	system	1.6×10^{-2}
62	des	1.6×10^{-2}
63	histor	1.6×10^{-2}
64	linguist	1.6×10^{-2}
65	theatr	1.6×10^{-2}
66	data	1.5×10^{-2}
67	author	1.5×10^{-2}
68	ident	1.5×10^{-2}
69	effect	1.5×10^{-2}
70	eighteenth	1.5×10^{-2}
71	barth	1.5×10^{-2}
72	cinema	1.4×10^{-2}
73	dialect	1.4×10^{-2}
74	notion	1.4×10^{-2}
75	jean	1.4×10^{-2}
76	explor	1.4×10^{-2}
77	represent	1.4×10^{-2}
78	novel	1.4×10^{-2}
79	ideolog	1.4×10^{-2}
80	franc	1.4×10^{-2}
81	test	1.4×10^{-2}
82	una	1.3×10^{-2}
83	improv	1.3×10^{-2}
84	work	1.3×10^{-2}
85	recept	1.3×10^{-2}
86	measur	1.3×10^{-2}
87	patient	1.3×10^{-2}
88	critiqu	1.3×10^{-2}
89	garcia	1.3×10^{-2}
90	obtain	1.3×10^{-2}
91	compar	1.2×10^{-2}
92	qui	1.2×10^{-2}
93	base	1.2×10^{-2}
94	photograph	1.2×10^{-2}
95	way	1.2×10^{-2}
96	determin	1.2×10^{-2}
97	son	1.2×10^{-2}
98	roland	1.2×10^{-2}
99	attempt	1.2×10^{-2}
100	creativ	1.2×10^{-2}

TABLE E.134. Literature, Slavic

No.	Word	RIG
1	russian	1.4×10^{-1}
2	panegyry	8.5×10^{-2}
3	text	8.3×10^{-2}
4	poetic	8.1×10^{-2}
5	poetri	8×10^{-2}
6	catherin	7.2×10^{-2}
7	literari	6.4×10^{-2}
8	soviet	6.1×10^{-2}
9	poet	5.2×10^{-2}
10	insist	4.9×10^{-2}
11	use	4.6×10^{-2}
12	laughter	4.5×10^{-2}
13	centuri	4.3×10^{-2}
14	reign	4.2×10^{-2}
15	essay	4×10^{-2}
16	genr	4×10^{-2}
17	work	3.9×10^{-2}
18	postmodern	3.8×10^{-2}
19	result	3.8×10^{-2}
20	artist	3.6×10^{-2}
21	cultur	3.5×10^{-2}
22	eighteenth	3.4×10^{-2}
23	clich	3.3×10^{-2}
24	empress	3.2×10^{-2}
25	ivan	3.2×10^{-2}
26	bakhtin	3×10^{-2}
27	method	3×10^{-2}
28	iconographi	2.9×10^{-2}
29	articl	2.9×10^{-2}
30	visual	2.8×10^{-2}
31	christian	2.8×10^{-2}
32	orthodoxi	2.8×10^{-2}
33	ironi	2.7×10^{-2}
34	petersburg	2.7×10^{-2}
35	mystic	2.7×10^{-2}
36	mytholog	2.7×10^{-2}
37	can	2.6×10^{-2}
38	memoir	2.5×10^{-2}
39	moscow	2.4×10^{-2}
40	attempt	2.3×10^{-2}
41	historiographi	2.3×10^{-2}
42	cinema	2.3×10^{-2}
43	increas	2.2×10^{-2}
44	protagonist	2.2×10^{-2}
45	peter	2.1×10^{-2}
46	cathol	2.1×10^{-2}
47	existenti	2×10^{-2}
48	metaphys	2×10^{-2}
49	art	2×10^{-2}
50	myth	2×10^{-2}

No.	Word	RIG
51	idea	2×10^{-2}
52	imperi	2×10^{-2}
53	enlighten	1.9×10^{-2}
54	investig	1.8×10^{-2}
55	conceptu	1.8×10^{-2}
56	data	1.8×10^{-2}
57	augustan	1.8×10^{-2}
58	fou	1.8×10^{-2}
59	promenad	1.8×10^{-2}
60	defo	1.8×10^{-2}
61	pavel	1.8×10^{-2}
62	unassail	1.8×10^{-2}
63	differ	1.8×10^{-2}
64	deal	1.8×10^{-2}
65	manifest	1.8×10^{-2}
66	ezekiel	1.8×10^{-2}
67	gnostic	1.8×10^{-2}
68	discours	1.8×10^{-2}
69	literatur	1.8×10^{-2}
70	courtier	1.7×10^{-2}
71	sentiment	1.7×10^{-2}
72	gertrud	1.7×10^{-2}
73	kasha	1.7×10^{-2}
74	viktor	1.7×10^{-2}
75	scholar	1.7×10^{-2}
76	folli	1.7×10^{-2}
77	nikolai	1.7×10^{-2}
78	thought	1.7×10^{-2}
79	chariot	1.7×10^{-2}
80	taurid	1.7×10^{-2}
81	rhetor	1.7×10^{-2}
82	1780s	1.7×10^{-2}
83	selforient	1.7×10^{-2}
84	polit	1.7×10^{-2}
85	studi	1.7×10^{-2}
86	carnivalesqu	1.7×10^{-2}
87	chronotop	1.7×10^{-2}
88	foreground	1.7×10^{-2}
89	apologet	1.6×10^{-2}
90	bergson	1.6×10^{-2}
91	travelogu	1.6×10^{-2}
92	entitl	1.6×10^{-2}
93	catech	1.6×10^{-2}
94	creed	1.6×10^{-2}
95	heret	1.6×10^{-2}
96	realiti	1.6×10^{-2}
97	rostov	1.6×10^{-2}
98	measur	1.6×10^{-2}
99	explor	1.6×10^{-2}
100	laiti	1.6×10^{-2}

TABLE E.135. Logic

No.	Word	RIG
1	logic	1.1×10^{-1}
2	semant	4.5×10^{-2}
3	formal	4.1×10^{-2}
4	languag	3.5×10^{-2}
5	proof	3.2×10^{-2}
6	prove	3.1×10^{-2}
7	notion	2.9×10^{-2}
8	proposit	2.6×10^{-2}
9	algebra	2.4×10^{-2}
10	theorem	2.2×10^{-2}
11	calculus	2×10^{-2}
12	automata	2×10^{-2}
13	set	2×10^{-2}
14	problem	1.9×10^{-2}
15	defin	1.8×10^{-2}
16	introduc	1.8×10^{-2}
17	axiom	1.7×10^{-2}
18	axiomat	1.7×10^{-2}
19	effect	1.7×10^{-2}
20	decid	1.7×10^{-2}
21	high	1.6×10^{-2}
22	finit	1.6×10^{-2}
23	boolean	1.6×10^{-2}
24	increas	1.6×10^{-2}
25	satisfi	1.6×10^{-2}
26	paper	1.6×10^{-2}
27	patient	1.5×10^{-2}
28	formula	1.5×10^{-2}
29	class	1.5×10^{-2}
30	theori	1.5×10^{-2}
31	abstract	1.5×10^{-2}
32	signific	1.5×10^{-2}
33	predic	1.5×10^{-2}
34	infini	1.4×10^{-2}
35	studi	1.4×10^{-2}
36	bound	1.4×10^{-2}
37	activ	1.4×10^{-2}
38	polynomi	1.4×10^{-2}
39	verif	1.4×10^{-2}
40	call	1.3×10^{-2}
41	equival	1.3×10^{-2}
42	cell	1.3×10^{-2}
43	kripk	1.3×10^{-2}
44	conclus	1.2×10^{-2}
45	program	1.2×10^{-2}
46	give	1.2×10^{-2}
47	cardin	1.2×10^{-2}
48	intuitionist	1.2×10^{-2}
49	general	1.2×10^{-2}
50	comput	1.1×10^{-2}

No.	Word	RIG
51	undecid	1.1×10^{-2}
52	check	1.1×10^{-2}
53	rate	1.1×10^{-2}
54	rule	1.1×10^{-2}
55	arithmet	1.1×10^{-2}
56	temperatur	1.1×10^{-2}
57	graph	1.1×10^{-2}
58	indic	1×10^{-2}
59	surfac	1×10^{-2}
60	rewrit	1×10^{-2}
61	extend	1×10^{-2}
62	dure	1×10^{-2}
63	reason	1×10^{-2}
64	answer	1×10^{-2}
65	truth	9.9×10^{-3}
66	found	9.8×10^{-3}
67	complet	9.6×10^{-3}
68	clinic	9.6×10^{-3}
69	compar	9.5×10^{-3}
70	constraint	9.5×10^{-3}
71	decreas	9.4×10^{-3}
72	recurs	9.4×10^{-3}
73	pspace	9.3×10^{-3}
74	materi	9.1×10^{-3}
75	modal	9.1×10^{-3}
76	algorithm	9×10^{-3}
77	classic	9×10^{-3}
78	method	9×10^{-3}
79	instanc	8.8×10^{-3}
80	age	8.8×10^{-3}
81	higher	8.8×10^{-3}
82	reveal	8.7×10^{-3}
83	diseas	8.7×10^{-3}
84	prover	8.7×10^{-3}
85	given	8.7×10^{-3}
86	extens	8.6×10^{-3}
87	correl	8.6×10^{-3}
88	observ	8.6×10^{-3}
89	suggest	8.6×10^{-3}
90	argument	8.5×10^{-3}
91	measur	8.5×10^{-3}
92	probabilist	8.4×10^{-3}
93	low	8.4×10^{-3}
94	respons	8.2×10^{-3}
95	nondeterminist	8.1×10^{-3}
96	sound	8×10^{-3}
97	result	7.9×10^{-3}
98	protein	7.8×10^{-3}
99	syntact	7.8×10^{-3}
100	treatment	7.8×10^{-3}

TABLE E.136. Management

No.	Word	RIG
1	firm	6.7×10^{-2}
2	manag	6.3×10^{-2}
3	research	6.2×10^{-2}
4	busi	5.6×10^{-2}
5	organiz	5.5×10^{-2}
6	compani	5.2×10^{-2}
7	market	4.6×10^{-2}
8	employe	4.4×10^{-2}
9	innov	3.7×10^{-2}
10	empir	3.1×10^{-2}
11	paper	3×10^{-2}
12	implic	2.8×10^{-2}
13	enterpris	2.8×10^{-2}
14	strateg	2.7×10^{-2}
15	financi	2.6×10^{-2}
16	practic	2.6×10^{-2}
17	literatur	2.4×10^{-2}
18	corpor	2.4×10^{-2}
19	find	2.4×10^{-2}
20	social	2.3×10^{-2}
21	competit	2.3×10^{-2}
22	industri	2.3×10^{-2}
23	manageri	2.2×10^{-2}
24	econom	2.1×10^{-2}
25	custom	2×10^{-2}
26	cell	1.9×10^{-2}
27	relationship	1.9×10^{-2}
28	economi	1.8×10^{-2}
29	decis	1.8×10^{-2}
30	methodolog	1.7×10^{-2}
31	perspect	1.7×10^{-2}
32	capit	1.7×10^{-2}
33	knowledg	1.6×10^{-2}
34	servic	1.6×10^{-2}
35	job	1.5×10^{-2}
36	invest	1.5×10^{-2}
37	resourc	1.5×10^{-2}
38	countri	1.5×10^{-2}
39	develop	1.5×10^{-2}
40	theori	1.5×10^{-2}
41	leadership	1.5×10^{-2}
42	patient	1.5×10^{-2}
43	sector	1.4×10^{-2}
44	temperatur	1.4×10^{-2}
45	entrepreneuri	1.3×10^{-2}
46	organ	1.3×10^{-2}
47	surfac	1.3×10^{-2}
48	context	1.3×10^{-2}
49	polic	1.2×10^{-2}
50	organis	1.2×10^{-2}

No.	Word	RIG
51	entrepreneurship	1.2×10^{-2}
52	treatment	1.2×10^{-2}
53	protein	1.1×10^{-2}
54	focus	1.1×10^{-2}
55	conceptu	1.1×10^{-2}
56	profit	1.1×10^{-2}
57	leader	1.1×10^{-2}
58	govern	1.1×10^{-2}
59	detect	1×10^{-2}
60	entrepreneur	1×10^{-2}
61	draw	1×10^{-2}
62	survey	1×10^{-2}
63	make	9.7×10^{-3}
64	acid	9.7×10^{-3}
65	conclus	9.7×10^{-3}
66	smes	9.7×10^{-3}
67	articl	9.6×10^{-3}
68	clinic	9.5×10^{-3}
69	diseas	9.5×10^{-3}
70	purpos	9.3×10^{-3}
71	technolog	9.2×10^{-3}
72	theoret	9.1×10^{-3}
73	induc	8.9×10^{-3}
74	stakehold	8.9×10^{-3}
75	observ	8.8×10^{-3}
76	supplier	8.8×10^{-3}
77	perceiv	8.7×10^{-3}
78	gene	8.7×10^{-3}
79	intern	8.5×10^{-3}
80	sale	8.5×10^{-3}
81	price	8.5×10^{-3}
82	multin	8.4×10^{-3}
83	explor	8.3×10^{-3}
84	team	8.3×10^{-3}
85	institut	8.2×10^{-3}
86	impact	8.2×10^{-3}
87	method	8.2×10^{-3}
88	asset	8.1×10^{-3}
89	framework	8.1×10^{-3}
90	author	8×10^{-3}
91	speci	8×10^{-3}
92	strategi	7.9×10^{-3}
93	anteced	7.9×10^{-3}
94	china	7.9×10^{-3}
95	oxid	7.9×10^{-3}
96	experiment	7.8×10^{-3}
97	satisfact	7.7×10^{-3}
98	import	7.7×10^{-3}
99	issu	7.6×10^{-3}
100	rang	7.6×10^{-3}

TABLE E.137. Marine and Freshwater Biology

No.	Word	RIG
1	fish	1.2×10^{-1}
2	speci	1.1×10^{-1}
3	sea	6.5×10^{-2}
4	marin	6×10^{-2}
5	habitat	5.1×10^{-2}
6	water	4.7×10^{-2}
7	abund	4.6×10^{-2}
8	coastal	3.8×10^{-2}
9	benthic	3.6×10^{-2}
10	ecosystem	3.6×10^{-2}
11	river	3.2×10^{-2}
12	atlant	3.2×10^{-2}
13	fisheri	3.1×10^{-2}
14	ecolog	3×10^{-2}
15	juvenil	3×10^{-2}
16	lake	3×10^{-2}
17	coast	2.9×10^{-2}
18	freshwat	2.8×10^{-2}
19	season	2.7×10^{-2}
20	sediment	2.7×10^{-2}
21	bay	2.6×10^{-2}
22	phytoplankton	2.6×10^{-2}
23	estuari	2.5×10^{-2}
24	aquat	2.4×10^{-2}
25	trophic	2.4×10^{-2}
26	alga	2.4×10^{-2}
27	spawn	2.3×10^{-2}
28	ocean	2.3×10^{-2}
29	biomass	2.2×10^{-2}
30	reef	2.2×10^{-2}
31	prey	2.2×10^{-2}
32	nutrient	2.2×10^{-2}
33	communiti	2.1×10^{-2}
34	assemblag	2.1×10^{-2}
35	algal	2.1×10^{-2}
36	environment	2.1×10^{-2}
37	predat	2.1×10^{-2}
38	summer	2×10^{-2}
39	feed	1.9×10^{-2}
40	zooplankton	1.9×10^{-2}
41	paper	1.9×10^{-2}
42	taxa	1.9×10^{-2}
43	method	1.9×10^{-2}
44	estuarin	1.9×10^{-2}
45	aquacultur	1.9×10^{-2}
46	patient	1.8×10^{-2}
47	bloom	1.8×10^{-2}
48	larva	1.8×10^{-2}
49	intertid	1.7×10^{-2}
50	pelag	1.7×10^{-2}

No.	Word	RIG
51	coral	1.7×10^{-2}
52	invertebr	1.7×10^{-2}
53	popul	1.7×10^{-2}
54	gulf	1.7×10^{-2}
55	diatom	1.6×10^{-2}
56	pacif	1.6×10^{-2}
57	larval	1.6×10^{-2}
58	reproduct	1.5×10^{-2}
59	mediterranean	1.5×10^{-2}
60	chlorophyl	1.5×10^{-2}
61	mussel	1.5×10^{-2}
62	plankton	1.5×10^{-2}
63	north	1.4×10^{-2}
64	growth	1.4×10^{-2}
65	conclus	1.4×10^{-2}
66	island	1.4×10^{-2}
67	copepod	1.4×10^{-2}
68	diet	1.4×10^{-2}
69	southern	1.4×10^{-2}
70	food	1.3×10^{-2}
71	salmon	1.3×10^{-2}
72	indic	1.3×10^{-2}
73	salin	1.3×10^{-2}
74	gill	1.3×10^{-2}
75	trout	1.3×10^{-2}
76	suggest	1.3×10^{-2}
77	dinoflagel	1.3×10^{-2}
78	stock	1.3×10^{-2}
79	shallow	1.2×10^{-2}
80	concentr	1.2×10^{-2}
81	crab	1.2×10^{-2}
82	domin	1.2×10^{-2}
83	divers	1.2×10^{-2}
84	spring	1.2×10^{-2}
85	organ	1.2×10^{-2}
86	shrimp	1.2×10^{-2}
87	northern	1.2×10^{-2}
88	area	1.1×10^{-2}
89	eutroph	1.1×10^{-2}
90	bivalv	1.1×10^{-2}
91	pattern	1.1×10^{-2}
92	anthropogen	1.1×10^{-2}
93	collect	1.1×10^{-2}
94	winter	1.1×10^{-2}
95	south	1.1×10^{-2}
96	seagrass	1×10^{-2}
97	genus	1×10^{-2}
98	site	1×10^{-2}
99	propos	1×10^{-2}
100	shore	1×10^{-2}

TABLE E.138. Materials Science, Biomaterials

No.	Word	RIG
1	cell	5.6×10^{-2}
2	biocompat	5.4×10^{-2}
3	scaffold	5.2×10^{-2}
4	vitro	4.7×10^{-2}
5	poli	4.6×10^{-2}
6	tissu	4.1×10^{-2}
7	biomateri	3.8×10^{-2}
8	implant	3.7×10^{-2}
9	deliveri	3.5×10^{-2}
10	bone	3.5×10^{-2}
11	releas	3.4×10^{-2}
12	hydrogel	3.4×10^{-2}
13	adhes	3.1×10^{-2}
14	surfac	3.1×10^{-2}
15	vivo	3×10^{-2}
16	nanoparticl	2.9×10^{-2}
17	hydroxyapatit	2.7×10^{-2}
18	properti	2.5×10^{-2}
19	prepar	2.4×10^{-2}
20	cytotox	2.4×10^{-2}
21	drug	2.4×10^{-2}
22	collagen	2.3×10^{-2}
23	polym	2.2×10^{-2}
24	prolifer	2.1×10^{-2}
25	microscopi	2.1×10^{-2}
26	biomed	2×10^{-2}
27	coat	2×10^{-2}
28	regener	2×10^{-2}
29	bioactiv	2×10^{-2}
30	engin	2×10^{-2}
31	load	1.9×10^{-2}
32	glycol	1.9×10^{-2}
33	chitosan	1.9×10^{-2}
34	encapsul	1.8×10^{-2}
35	osteoblast	1.8×10^{-2}
36	biodegrad	1.8×10^{-2}
37	polymer	1.7×10^{-2}
38	materi	1.7×10^{-2}
39	osteogen	1.6×10^{-2}
40	phosphat	1.6×10^{-2}
41	viabil	1.6×10^{-2}
42	promis	1.6×10^{-2}
43	fabric	1.5×10^{-2}
44	peg	1.4×10^{-2}
45	acid	1.4×10^{-2}
46	graft	1.4×10^{-2}
47	crosslink	1.3×10^{-2}
48	morpholog	1.3×10^{-2}
49	applic	1.3×10^{-2}
50	cellular	1.3×10^{-2}

No.	Word	RIG
51	matrix	1.3×10^{-2}
52	stem	1.3×10^{-2}
53	mesenchym	1.3×10^{-2}
54	biomimet	1.3×10^{-2}
55	hydrophil	1.2×10^{-2}
56	composit	1.2×10^{-2}
57	modulus	1.2×10^{-2}
58	porous	1.2×10^{-2}
59	cultur	1.2×10^{-2}
60	calcium	1.2×10^{-2}
61	hydrophob	1.2×10^{-2}
62	scan	1.2×10^{-2}
63	fibroblast	1.2×10^{-2}
64	copolym	1.2×10^{-2}
65	enhanc	1.2×10^{-2}
66	pcl	1.1×10^{-2}
67	cytocompat	1.1×10^{-2}
68	ethylen	1.1×10^{-2}
69	potenti	1.1×10^{-2}
70	mechan	1.1×10^{-2}
71	electrospun	1.1×10^{-2}
72	human	1.1×10^{-2}
73	plga	1.1×10^{-2}
74	conjug	1×10^{-2}
75	selfassembl	1×10^{-2}
76	attach	1×10^{-2}
77	exhibit	1×10^{-2}
78	biolog	1×10^{-2}
79	gelatin	1×10^{-2}
80	synthes	1×10^{-2}
81	sem	1×10^{-2}
82	dox	9.9×10^{-3}
83	fluoresc	9.7×10^{-3}
84	extracellular	9.6×10^{-3}
85	titanium	9.5×10^{-3}
86	gel	9.4×10^{-3}
87	methacryl	9.3×10^{-3}
88	caprolacton	9×10^{-3}
89	doxorubicin	9×10^{-3}
90	spectroscopi	8.8×10^{-3}
91	immobil	8.6×10^{-3}
92	assay	8.6×10^{-3}
93	algin	8.3×10^{-3}
94	dental	8.3×10^{-3}
95	lactic	8.2×10^{-3}
96	apatit	8.2×10^{-3}
97	antibacteri	8.2×10^{-3}
98	electrospin	8.2×10^{-3}
99	modifi	8.1×10^{-3}
100	strength	8×10^{-3}

TABLE E.139. Materials Science, Ceramics

No.	Word	RIG
1	ceram	1.5×10^{-1}
2	sinter	1×10^{-1}
3	temperatur	6.5×10^{-2}
4	prepar	6.4×10^{-2}
5	powder	6.3×10^{-2}
6	diffract	5.8×10^{-2}
7	xrd	5.7×10^{-2}
8	microstructur	5.5×10^{-2}
9	composit	5.4×10^{-2}
10	ray	5.4×10^{-2}
11	degre	5.3×10^{-2}
12	properti	5×10^{-2}
13	glass	4.4×10^{-2}
14	phase	4.4×10^{-2}
15	sol	3.7×10^{-2}
16	sem	3.6×10^{-2}
17	microscopi	3.2×10^{-2}
18	dope	3.2×10^{-2}
19	synthes	3.1×10^{-2}
20	scan	3×10^{-2}
21	materi	2.9×10^{-2}
22	electron	2.9×10^{-2}
23	grain	2.8×10^{-2}
24	gel	2.6×10^{-2}
25	thermal	2.4×10^{-2}
26	sic	2.3×10^{-2}
27	dielectr	2.3×10^{-2}
28	solid	2.2×10^{-2}
29	alumina	2.2×10^{-2}
30	crystal	2.2×10^{-2}
31	al2o3	2.1×10^{-2}
32	densif	2×10^{-2}
33	spectroscopi	2×10^{-2}
34	particl	2×10^{-2}
35	size	1.9×10^{-2}
36	oxid	1.9×10^{-2}
37	conclus	1.9×10^{-2}
38	poros	1.8×10^{-2}
39	crystallin	1.8×10^{-2}
40	calcin	1.8×10^{-2}
41	structur	1.8×10^{-2}
42	fabric	1.8×10^{-2}
43	mpa	1.8×10^{-2}
44	patient	1.7×10^{-2}
45	coat	1.6×10^{-2}
46	morpholog	1.6×10^{-2}
47	sio2	1.6×10^{-2}
48	zirconia	1.5×10^{-2}
49	precursor	1.5×10^{-2}
50	zro2	1.4×10^{-2}

No.	Word	RIG
51	strength	1.4×10^{-2}
52	tetragon	1.3×10^{-2}
53	tough	1.3×10^{-2}
54	ferroelectr	1.3×10^{-2}
55	sampl	1.3×10^{-2}
56	porous	1.3×10^{-2}
57	tio2	1.2×10^{-2}
58	film	1.2×10^{-2}
59	ion	1.2×10^{-2}
60	pore	1.2×10^{-2}
61	content	1.2×10^{-2}
62	tem	1.2×10^{-2}
63	format	1.1×10^{-2}
64	model	1.1×10^{-2}
65	amorph	1.1×10^{-2}
66	silica	1.1×10^{-2}
67	data	1.1×10^{-2}
68	heat	1.1×10^{-2}
69	y2o3	1.1×10^{-2}
70	background	1.1×10^{-2}
71	surfac	1.1×10^{-2}
72	zno	1.1×10^{-2}
73	year	1.1×10^{-2}
74	crystallit	1.1×10^{-2}
75	reaction	1×10^{-2}
76	obtain	1×10^{-2}
77	room	1×10^{-2}
78	perovskit	1×10^{-2}
79	press	1×10^{-2}
80	electr	1×10^{-2}
81	densiti	1×10^{-2}
82	hydroxyapatit	1×10^{-2}
83	diseas	1×10^{-2}
84	associ	1×10^{-2}
85	character	1×10^{-2}
86	paper	1×10^{-2}
87	zrb2	9.9×10^{-3}
88	chemic	9.8×10^{-3}
89	exhibit	9.7×10^{-3}
90	b2o3	9.7×10^{-3}
91	investig	9.7×10^{-3}
92	level	9.6×10^{-3}
93	mullit	9.6×10^{-3}
94	pure	9.6×10^{-3}
95	mol	9.6×10^{-3}
96	mechan	9.5×10^{-3}
97	dispers	9.5×10^{-3}
98	vol	9.5×10^{-3}
99	silic	9.5×10^{-3}
100	dens	9.4×10^{-3}

TABLE E.140. Materials Science, Characterization and Testing

No.	Word	RIG
1	steel	3.5×10^{-2}
2	crack	3×10^{-2}
3	materi	2.8×10^{-2}
4	stress	2.3×10^{-2}
5	load	2.2×10^{-2}
6	specimen	2.1×10^{-2}
7	tensil	2.1×10^{-2}
8	strain	1.8×10^{-2}
9	test	1.7×10^{-2}
10	weld	1.7×10^{-2}
11	strength	1.7×10^{-2}
12	deform	1.6×10^{-2}
13	patient	1.6×10^{-2}
14	microstructur	1.5×10^{-2}
15	corros	1.5×10^{-2}
16	fatigu	1.5×10^{-2}
17	nondestruct	1.5×10^{-2}
18	pipelin	1.4×10^{-2}
19	pipe	1.4×10^{-2}
20	concret	1.4×10^{-2}
21	conclus	1.3×10^{-2}
22	fractur	1.3×10^{-2}
23	alloy	1.3×10^{-2}
24	inspect	1.3×10^{-2}
25	reinforc	1.1×10^{-2}
26	finit	1.1×10^{-2}
27	failur	1×10^{-2}
28	compress	1×10^{-2}
29	properti	1×10^{-2}
30	modulus	9.9×10^{-3}
31	plastic	9.6×10^{-3}
32	element	9.6×10^{-3}
33	elast	9.3×10^{-3}
34	experiment	9.1×10^{-3}
35	diseas	8.9×10^{-3}
36	clinic	8.9×10^{-3}
37	composit	8.7×10^{-3}
38	temperatur	8.6×10^{-3}
39	mechan	8.5×10^{-3}
40	pavement	8.3×10^{-3}
41	defect	8.2×10^{-3}
42	protein	8.2×10^{-3}
43	tough	8.1×10^{-3}
44	astm	8.1×10^{-3}
45	shear	8.1×10^{-3}
46	ultrason	7.7×10^{-3}
47	bend	7.5×10^{-3}
48	background	7.2×10^{-3}
49	thick	7.2×10^{-3}
50	gene	7×10^{-3}

No.	Word	RIG
51	surfac	6.8×10^{-3}
52	activ	6.6×10^{-3}
53	uniaxi	6.6×10^{-3}
54	asphalt	6.4×10^{-3}
55	diffract	6.1×10^{-3}
56	damag	6.1×10^{-3}
57	group	6×10^{-3}
58	ductil	6×10^{-3}
59	displac	5.9×10^{-3}
60	popul	5.9×10^{-3}
61	plate	5.9×10^{-3}
62	harden	5.5×10^{-3}
63	cell	5.4×10^{-3}
64	associ	5.4×10^{-3}
65	suggest	5.4×10^{-3}
66	grain	5.3×10^{-3}
67	rubber	5.2×10^{-3}
68	austenit	5.1×10^{-3}
69	structur	5.1×10^{-3}
70	human	5.1×10^{-3}
71	express	5.1×10^{-3}
72	speci	4.9×10^{-3}
73	aluminum	4.9×10^{-3}
74	thermal	4.7×10^{-3}
75	particip	4.7×10^{-3}
76	cancer	4.7×10^{-3}
77	ndt	4.7×10^{-3}
78	brittl	4.7×10^{-3}
79	paramet	4.6×10^{-3}
80	lamin	4.6×10^{-3}
81	heat	4.5×10^{-3}
82	stainless	4.4×10^{-3}
83	outcom	4.3×10^{-3}
84	notch	4.3×10^{-3}
85	fiber	4.3×10^{-3}
86	therapi	4.3×10^{-3}
87	epoxi	4.2×10^{-3}
88	powder	4.1×10^{-3}
89	among	4.1×10^{-3}
90	may	4.1×10^{-3}
91	stiff	4.1×10^{-3}
92	manufactur	4.1×10^{-3}
93	tension	4.1×10^{-3}
94	mediat	4×10^{-3}
95	scan	4×10^{-3}
96	find	4×10^{-3}
97	deflect	4×10^{-3}
98	year	4×10^{-3}
99	nde	3.9×10^{-3}
100	thermographi	3.9×10^{-3}

TABLE E.141. Materials Science, Coatings and Films

No.	Word	RIG
1	film	1.1×10^{-1}
2	deposit	9.4×10^{-2}
3	coat	8.8×10^{-2}
4	surfac	7.4×10^{-2}
5	substrat	6.5×10^{-2}
6	layer	5.1×10^{-2}
7	thin	4.7×10^{-2}
8	spectroscopi	4.7×10^{-2}
9	electron	4.6×10^{-2}
10	microscopi	4.2×10^{-2}
11	ray	4×10^{-2}
12	sputter	3.9×10^{-2}
13	oxid	3.7×10^{-2}
14	electrochem	3.6×10^{-2}
15	properti	3.5×10^{-2}
16	scan	3.2×10^{-2}
17	diffract	3×10^{-2}
18	magnetron	2.9×10^{-2}
19	sem	2.9×10^{-2}
20	morpholog	2.8×10^{-2}
21	prepar	2.8×10^{-2}
22	temperatur	2.7×10^{-2}
23	corros	2.7×10^{-2}
24	xrd	2.5×10^{-2}
25	photoelectron	2.5×10^{-2}
26	composit	2.5×10^{-2}
27	thick	2.4×10^{-2}
28	atom	2.4×10^{-2}
29	resist	2.4×10^{-2}
30	microstructur	2.3×10^{-2}
31	xps	2.2×10^{-2}
32	anneal	2.2×10^{-2}
33	electrolyt	2.2×10^{-2}
34	electrod	2.1×10^{-2}
35	chemic	2.1×10^{-2}
36	conclus	1.9×10^{-2}
37	amorph	1.9×10^{-2}
38	alloy	1.9×10^{-2}
39	patient	1.9×10^{-2}
40	fabric	1.8×10^{-2}
41	structur	1.8×10^{-2}
42	spray	1.8×10^{-2}
43	degre	1.7×10^{-2}
44	tio2	1.7×10^{-2}
45	dope	1.7×10^{-2}
46	metal	1.7×10^{-2}
47	crystallin	1.7×10^{-2}
48	anod	1.6×10^{-2}
49	ion	1.6×10^{-2}
50	cathod	1.5×10^{-2}

No.	Word	RIG
51	rough	1.5×10^{-2}
52	wear	1.4×10^{-2}
53	steel	1.4×10^{-2}
54	carbon	1.3×10^{-2}
55	adhes	1.3×10^{-2}
56	thermal	1.3×10^{-2}
57	hard	1.3×10^{-2}
58	electrodeposit	1.3×10^{-2}
59	format	1.2×10^{-2}
60	silicon	1.2×10^{-2}
61	vapor	1.2×10^{-2}
62	glass	1.2×10^{-2}
63	optic	1.2×10^{-2}
64	investig	1.2×10^{-2}
65	titanium	1.2×10^{-2}
66	dispers	1.2×10^{-2}
67	tin	1.1×10^{-2}
68	character	1.1×10^{-2}
69	plasma	1.1×10^{-2}
70	zno	1.1×10^{-2}
71	materi	1.1×10^{-2}
72	exhibit	1.1×10^{-2}
73	nano	1.1×10^{-2}
74	raman	1.1×10^{-2}
75	tribolog	1.1×10^{-2}
76	associ	1.1×10^{-2}
77	year	1×10^{-2}
78	afm	1×10^{-2}
79	densiti	1×10^{-2}
80	adsorpt	1×10^{-2}
81	diseas	1×10^{-2}
82	oxygen	1×10^{-2}
83	clinic	1×10^{-2}
84	contact	1×10^{-2}
85	grown	1×10^{-2}
86	imped	9.8×10^{-3}
87	object	9.7×10^{-3}
88	nanoparticl	9.6×10^{-3}
89	background	9.5×10^{-3}
90	tem	9.5×10^{-3}
91	energi	9.1×10^{-3}
92	photocatalyt	9×10^{-3}
93	phase	9×10^{-3}
94	particl	9×10^{-3}
95	synthes	8.7×10^{-3}
96	data	8.7×10^{-3}
97	express	8.7×10^{-3}
98	interfac	8.5×10^{-3}
99	electr	8.5×10^{-3}
100	onto	8.4×10^{-3}

TABLE E.142. Materials Science, Composites

No.	Word	RIG
1	composit	1.4×10^{-1}
2	reinforc	1×10^{-1}
3	strength	7.3×10^{-2}
4	fiber	6.6×10^{-2}
5	lamin	6.6×10^{-2}
6	tensil	6.2×10^{-2}
7	properti	5.7×10^{-2}
8	epoxi	5.1×10^{-2}
9	load	4.5×10^{-2}
10	matrix	4.2×10^{-2}
11	modulus	4.1×10^{-2}
12	materi	3.9×10^{-2}
13	polym	3.8×10^{-2}
14	shear	3.8×10^{-2}
15	mechan	3.7×10^{-2}
16	resin	3.5×10^{-2}
17	fibr	3.5×10^{-2}
18	carbon	3×10^{-2}
19	flexur	3×10^{-2}
20	concret	2.6×10^{-2}
21	nanocomposit	2.4×10^{-2}
22	deform	2.4×10^{-2}
23	pli	2.3×10^{-2}
24	glass	2.3×10^{-2}
25	compress	2.2×10^{-2}
26	thermal	2.2×10^{-2}
27	crack	2.2×10^{-2}
28	filler	2.1×10^{-2}
29	stiff	2.1×10^{-2}
30	delamin	2.1×10^{-2}
31	elast	2.1×10^{-2}
32	cfrp	2×10^{-2}
33	specimen	2×10^{-2}
34	finit	2×10^{-2}
35	polypropylen	1.9×10^{-2}
36	frp	1.9×10^{-2}
37	stress	1.8×10^{-2}
38	interfaci	1.8×10^{-2}
39	patient	1.8×10^{-2}
40	bend	1.7×10^{-2}
41	strain	1.7×10^{-2}
42	microstructur	1.7×10^{-2}
43	thick	1.7×10^{-2}
44	fractur	1.6×10^{-2}
45	plate	1.6×10^{-2}
46	sandwich	1.6×10^{-2}
47	woven	1.6×10^{-2}
48	interlaminar	1.6×10^{-2}
49	test	1.6×10^{-2}
50	nanotub	1.6×10^{-2}

No.	Word	RIG
51	scan	1.5×10^{-2}
52	conclus	1.5×10^{-2}
53	debond	1.5×10^{-2}
54	element	1.5×10^{-2}
55	failur	1.5×10^{-2}
56	fabric	1.5×10^{-2}
57	buckl	1.5×10^{-2}
58	prepar	1.4×10^{-2}
59	unidirect	1.4×10^{-2}
60	plastic	1.3×10^{-2}
61	damag	1.3×10^{-2}
62	experiment	1.3×10^{-2}
63	investig	1.2×10^{-2}
64	mold	1.2×10^{-2}
65	temperatur	1.2×10^{-2}
66	tough	1.2×10^{-2}
67	transvers	1.1×10^{-2}
68	microscopi	1.1×10^{-2}
69	adhes	1.1×10^{-2}
70	displac	1.1×10^{-2}
71	cement	1.1×10^{-2}
72	thermoplast	1.1×10^{-2}
73	dispers	1.1×10^{-2}
74	behavior	1×10^{-2}
75	sem	1×10^{-2}
76	cure	1×10^{-2}
77	bond	1×10^{-2}
78	background	1×10^{-2}
79	diseas	9.9×10^{-3}
80	beam	9.8×10^{-3}
81	structur	9.7×10^{-3}
82	gfrp	9.7×10^{-3}
83	clinic	9.6×10^{-3}
84	associ	9.6×10^{-3}
85	steel	9.5×10^{-3}
86	micromechan	9×10^{-3}
87	inplan	9×10^{-3}
88	neat	8.7×10^{-3}
89	year	8.5×10^{-3}
90	ductil	8.5×10^{-3}
91	manufactur	8.4×10^{-3}
92	static	8.4×10^{-3}
93	deflect	8.4×10^{-3}
94	electron	8.3×10^{-3}
95	human	8.2×10^{-3}
96	eglass	8.2×10^{-3}
97	protein	8.1×10^{-3}
98	multiwal	8×10^{-3}
99	melt	7.9×10^{-3}
100	activ	7.9×10^{-3}

TABLE E.143. Materials Science, Multidisciplinary

No.	Word	RIG
1	properti	3.5×10^{-2}
2	electron	3.4×10^{-2}
3	alloy	3.3×10^{-2}
4	materi	3.3×10^{-2}
5	temperatur	3.3×10^{-2}
6	patient	3.2×10^{-2}
7	conclus	3.1×10^{-2}
8	microstructur	2.9×10^{-2}
9	film	2.8×10^{-2}
10	surfac	2.7×10^{-2}
11	diffract	2.4×10^{-2}
12	microscopi	2.3×10^{-2}
13	fabric	2.2×10^{-2}
14	ray	2.1×10^{-2}
15	prepar	2.1×10^{-2}
16	structur	2.1×10^{-2}
17	layer	1.9×10^{-2}
18	nanoparticl	1.9×10^{-2}
19	associ	1.9×10^{-2}
20	metal	1.8×10^{-2}
21	composit	1.7×10^{-2}
22	clinic	1.7×10^{-2}
23	background	1.6×10^{-2}
24	steel	1.6×10^{-2}
25	diseas	1.6×10^{-2}
26	year	1.6×10^{-2}
27	dope	1.6×10^{-2}
28	xrd	1.5×10^{-2}
29	spectroscopi	1.5×10^{-2}
30	scan	1.4×10^{-2}
31	crystal	1.4×10^{-2}
32	thin	1.4×10^{-2}
33	deposit	1.4×10^{-2}
34	tensil	1.3×10^{-2}
35	thermal	1.3×10^{-2}
36	coat	1.3×10^{-2}
37	grain	1.3×10^{-2}
38	synthes	1.3×10^{-2}
39	sem	1.3×10^{-2}
40	oxid	1.2×10^{-2}
41	express	1.2×10^{-2}
42	anneal	1.2×10^{-2}
43	assess	1.2×10^{-2}
44	may	1.2×10^{-2}
45	nanestructur	1.2×10^{-2}
46	strength	1.2×10^{-2}
47	electrochem	1.2×10^{-2}
48	risk	1.2×10^{-2}
49	gene	1.2×10^{-2}
50	substrat	1.2×10^{-2}

No.	Word	RIG
51	data	1.1×10^{-2}
52	outcom	1.1×10^{-2}
53	morpholog	1.1×10^{-2}
54	crystallin	1.1×10^{-2}
55	powder	1.1×10^{-2}
56	energi	1.1×10^{-2}
57	electrod	1×10^{-2}
58	crack	1×10^{-2}
59	popul	1×10^{-2}
60	identifi	1×10^{-2}
61	graphen	1×10^{-2}
62	degre	1×10^{-2}
63	object	1×10^{-2}
64	particip	1×10^{-2}
65	mechan	1×10^{-2}
66	level	9.9×10^{-3}
67	thick	9.9×10^{-3}
68	phase	9.8×10^{-3}
69	atom	9.8×10^{-3}
70	electr	9.7×10^{-3}
71	particl	9.4×10^{-3}
72	protein	9.3×10^{-3}
73	carbon	9.2×10^{-3}
74	polym	9×10^{-3}
75	age	8.9×10^{-3}
76	deform	8.9×10^{-3}
77	exhibit	8.7×10^{-3}
78	whether	8.6×10^{-3}
79	ion	8.6×10^{-3}
80	human	8.6×10^{-3}
81	group	8.6×10^{-3}
82	glass	8.5×10^{-3}
83	aim	8.4×10^{-3}
84	includ	8.3×10^{-3}
85	densiti	8.3×10^{-3}
86	charg	8.3×10^{-3}
87	zno	8.2×10^{-3}
88	chemic	8.2×10^{-3}
89	tem	8.2×10^{-3}
90	nanotub	8.1×10^{-3}
91	photoluminesc	8×10^{-3}
92	size	8×10^{-3}
93	room	7.9×10^{-3}
94	month	7.9×10^{-3}
95	health	7.9×10^{-3}
96	optic	7.6×10^{-3}
97	interfac	7.6×10^{-3}
98	sinter	7.6×10^{-3}
99	suggest	7.6×10^{-3}
100	score	7.6×10^{-3}

TABLE E.144. Materials Science, Paper and Wood

No.	Word	RIG
1	wood	1.7×10^{-1}
2	cellulos	1.2×10^{-1}
3	pulp	7.7×10^{-2}
4	lignin	5.9×10^{-2}
5	kraft	4.1×10^{-2}
6	strength	3.5×10^{-2}
7	fiber	3.5×10^{-2}
8	timber	3.4×10^{-2}
9	properti	3.3×10^{-2}
10	softwood	2.5×10^{-2}
11	hemicellulos	2.5×10^{-2}
12	pine	2.4×10^{-2}
13	content	2.4×10^{-2}
14	modulus	2.3×10^{-2}
15	tensil	2.2×10^{-2}
16	spruce	2.1×10^{-2}
17	bleach	2.1×10^{-2}
18	hardwood	2.1×10^{-2}
19	degre	2×10^{-2}
20	microfibril	1.9×10^{-2}
21	chemic	1.9×10^{-2}
22	dri	1.9×10^{-2}
23	beech	1.8×10^{-2}
24	moistur	1.8×10^{-2}
25	bamboo	1.8×10^{-2}
26	veneer	1.6×10^{-2}
27	lumber	1.6×10^{-2}
28	pinus	1.6×10^{-2}
29	patient	1.6×10^{-2}
30	mill	1.6×10^{-2}
31	product	1.6×10^{-2}
32	materi	1.5×10^{-2}
33	water	1.5×10^{-2}
34	delignif	1.5×10^{-2}
35	lignocellulos	1.5×10^{-2}
36	fourier	1.4×10^{-2}
37	heartwood	1.4×10^{-2}
38	composit	1.3×10^{-2}
39	hydrolysi	1.3×10^{-2}
40	conclus	1.3×10^{-2}
41	eucalyptus	1.3×10^{-2}
42	fibr	1.3×10^{-2}
43	swell	1.3×10^{-2}
44	liquor	1.3×10^{-2}
45	nanofibril	1.3×10^{-2}
46	poplar	1.2×10^{-2}
47	bond	1.2×10^{-2}
48	plywood	1.2×10^{-2}
49	infrar	1.2×10^{-2}
50	particleboard	1.2×10^{-2}

No.	Word	RIG
51	pretreat	1.2×10^{-2}
52	ftir	1.1×10^{-2}
53	xylan	1.1×10^{-2}
54	scan	1.1×10^{-2}
55	crystallin	1.1×10^{-2}
56	temperatur	1.1×10^{-2}
57	prepar	1.1×10^{-2}
58	naoh	1.1×10^{-2}
59	board	1.1×10^{-2}
60	moe	1.1×10^{-2}
61	biomass	1.1×10^{-2}
62	sapwood	1×10^{-2}
63	surfac	1×10^{-2}
64	papermak	1×10^{-2}
65	formaldehyd	1×10^{-2}
66	fiberboard	1×10^{-2}
67	cotton	1×10^{-2}
68	microscopi	9.9×10^{-3}
69	bend	9.6×10^{-3}
70	scot	9.3×10^{-3}
71	handsheet	9.2×10^{-3}
72	associ	9.1×10^{-3}
73	spectroscopi	9.1×10^{-3}
74	sylvestri	8.9×10^{-3}
75	raw	8.9×10^{-3}
76	background	8.8×10^{-3}
77	alkali	8.7×10^{-3}
78	clinic	8.7×10^{-3}
79	cellulas	8.6×10^{-3}
80	sem	8.5×10^{-3}
81	deink	8.4×10^{-3}
82	lamin	8.4×10^{-3}
83	yield	8.4×10^{-3}
84	enzymat	8.3×10^{-3}
85	mechan	8.2×10^{-3}
86	elast	8.2×10^{-3}
87	birch	8.2×10^{-3}
88	picea	8×10^{-3}
89	industri	8×10^{-3}
90	phenol	7.8×10^{-3}
91	impregn	7.8×10^{-3}
92	mor	7.6×10^{-3}
93	unbleach	7.6×10^{-3}
94	thermogravimetr	7.3×10^{-3}
95	diseas	7.2×10^{-3}
96	nanocellulos	7.1×10^{-3}
97	oak	7×10^{-3}
98	shear	6.8×10^{-3}
99	straw	6.8×10^{-3}
100	mpa	6.8×10^{-3}

TABLE E.145. Materials Science, Textiles

No.	Word	RIG
1	yarn	7.4×10^{-2}
2	fabric	7.2×10^{-2}
3	textil	6.9×10^{-2}
4	cotton	6×10^{-2}
5	cellulos	5.8×10^{-2}
6	properti	5.2×10^{-2}
7	fiber	5.1×10^{-2}
8	dye	3.5×10^{-2}
9	knit	3.5×10^{-2}
10	woven	3×10^{-2}
11	cloth	2.9×10^{-2}
12	tensil	2.8×10^{-2}
13	polyest	2.8×10^{-2}
14	fibr	2.2×10^{-2}
15	weft	2.1×10^{-2}
16	strength	2×10^{-2}
17	nonwoven	1.9×10^{-2}
18	garment	1.6×10^{-2}
19	leather	1.5×10^{-2}
20	spun	1.5×10^{-2}
21	conclus	1.5×10^{-2}
22	wool	1.4×10^{-2}
23	patient	1.4×10^{-2}
24	scan	1.4×10^{-2}
25	prepar	1.4×10^{-2}
26	weav	1.4×10^{-2}
27	modulus	1.2×10^{-2}
28	apparel	1.2×10^{-2}
29	associ	1.2×10^{-2}
30	electron	1.2×10^{-2}
31	absorpt	1.2×10^{-2}
32	materi	1.1×10^{-2}
33	color	1.1×10^{-2}
34	warp	1.1×10^{-2}
35	wash	1×10^{-2}
36	surfac	1×10^{-2}
37	infrar	1×10^{-2}
38	sem	1×10^{-2}
39	tenac	1×10^{-2}
40	composit	1×10^{-2}
41	microscopi	1×10^{-2}
42	thermal	9.9×10^{-3}
43	nanofib	9.9×10^{-3}
44	spectroscopi	9.5×10^{-3}
45	microfibril	9.4×10^{-3}
46	fourier	9.4×10^{-3}
47	electrospin	9.3×10^{-3}
48	polym	9.2×10^{-3}
49	crystallin	9×10^{-3}
50	comfort	8.9×10^{-3}

No.	Word	RIG
51	polypropylen	8.7×10^{-3}
52	synthes	8.4×10^{-3}
53	background	8.4×10^{-3}
54	blend	8.3×10^{-3}
55	elong	8×10^{-3}
56	chemic	8×10^{-3}
57	photophys	8×10^{-3}
58	clinic	7.8×10^{-3}
59	diseas	7.7×10^{-3}
60	silk	7.5×10^{-3}
61	morpholog	7.5×10^{-3}
62	viscos	7.3×10^{-3}
63	ftir	7.2×10^{-3}
64	structur	7.2×10^{-3}
65	pulp	7×10^{-3}
66	year	7×10^{-3}
67	may	6.9×10^{-3}
68	wood	6.9×10^{-3}
69	sew	6.7×10^{-3}
70	stitch	6.7×10^{-3}
71	finish	6.6×10^{-3}
72	break	6.6×10^{-3}
73	reinforc	6.5×10^{-3}
74	mechan	6.5×10^{-3}
75	express	6.4×10^{-3}
76	moistur	6.4×10^{-3}
77	chitosan	6.3×10^{-3}
78	antibacteri	6.3×10^{-3}
79	solvent	6.3×10^{-3}
80	mordant	6.2×10^{-3}
81	gene	6.2×10^{-3}
82	nanofibril	6.1×10^{-3}
83	process	6.1×10^{-3}
84	bleach	6×10^{-3}
85	twist	5.8×10^{-3}
86	colour	5.8×10^{-3}
87	poli	5.8×10^{-3}
88	aqueous	5.8×10^{-3}
89	electrospun	5.7×10^{-3}
90	temperatur	5.7×10^{-3}
91	water	5.6×10^{-3}
92	permeabl	5.6×10^{-3}
93	identifi	5.6×10^{-3}
94	risk	5.6×10^{-3}
95	degre	5.5×10^{-3}
96	multifila	5.1×10^{-3}
97	manufactur	5.1×10^{-3}
98	suggest	5.1×10^{-3}
99	produc	5×10^{-3}
100	coat	5×10^{-3}

TABLE E.146. Mathematical and Computational Biology

No.	Word	RIG
1	model	2.9×10^{-2}
2	comput	2.7×10^{-2}
3	dataset	2.7×10^{-2}
4	genom	2.6×10^{-2}
5	biolog	2.5×10^{-2}
6	data	2.2×10^{-2}
7	algorithm	1.9×10^{-2}
8	sequenc	1.8×10^{-2}
9	propos	1.7×10^{-2}
10	approach	1.6×10^{-2}
11	motiv	1.6×10^{-2}
12	annot	1.4×10^{-2}
13	simul	1.4×10^{-2}
14	predict	1.3×10^{-2}
15	infer	1.3×10^{-2}
16	set	1.2×10^{-2}
17	gene	1.2×10^{-2}
18	http	1.2×10^{-2}
19	can	1.2×10^{-2}
20	base	1.2×10^{-2}
21	inform	1.1×10^{-2}
22	mathemat	1.1×10^{-2}
23	featur	1×10^{-2}
24	tool	1×10^{-2}
25	bioinformat	1×10^{-2}
26	accuraci	1×10^{-2}
27	network	9.6×10^{-3}
28	statist	9.5×10^{-3}
29	databas	9.4×10^{-3}
30	avail	9.1×10^{-3}
31	temperatur	8.8×10^{-3}
32	bayesian	8.4×10^{-3}
33	estim	8.1×10^{-3}
34	classif	8.1×10^{-3}
35	appli	7.9×10^{-3}
36	dynam	7.7×10^{-3}
37	framework	7.2×10^{-3}
38	use	6.9×10^{-3}
39	method	6.9×10^{-3}
40	ecg	6.8×10^{-3}
41	evolutionari	6.4×10^{-3}
42	exist	6.4×10^{-3}
43	number	6.4×10^{-3}
44	mani	6.3×10^{-3}
45	accur	6.2×10^{-3}
46	protein	6.2×10^{-3}
47	interact	6.2×10^{-3}
48	allow	6.2×10^{-3}
49	provid	6.2×10^{-3}
50	materi	6.1×10^{-3}

No.	Word	RIG
51	classifi	6.1×10^{-3}
52	novel	6×10^{-3}
53	analysi	5.9×10^{-3}
54	complex	5.9×10^{-3}
55	robust	5.8×10^{-3}
56	illustr	5.7×10^{-3}
57	throughput	5.7×10^{-3}
58	genet	5.5×10^{-3}
59	valid	5.5×10^{-3}
60	outperform	5.5×10^{-3}
61	water	5.4×10^{-3}
62	seq	5.3×10^{-3}
63	discoveri	5.2×10^{-3}
64	automat	5.2×10^{-3}
65	regulatori	5.1×10^{-3}
66	machin	5.1×10^{-3}
67	softwar	5×10^{-3}
68	often	4.9×10^{-3}
69	electron	4.9×10^{-3}
70	align	4.8×10^{-3}
71	multipl	4.8×10^{-3}
72	experiment	4.7×10^{-3}
73	ontolog	4.6×10^{-3}
74	likelihood	4.6×10^{-3}
75	graph	4.5×10^{-3}
76	identif	4.5×10^{-3}
77	markov	4.5×10^{-3}
78	oxid	4.5×10^{-3}
79	biomed	4.5×10^{-3}
80	error	4.4×10^{-3}
81	identifi	4.4×10^{-3}
82	diseas	4.4×10^{-3}
83	web	4.4×10^{-3}
84	prepar	4.3×10^{-3}
85	covari	4.3×10^{-3}
86	call	4.3×10^{-3}
87	metal	4.3×10^{-3}
88	problem	4.3×10^{-3}
89	larg	4.2×10^{-3}
90	freeli	4.2×10^{-3}
91	silico	4.1×10^{-3}
92	challeng	4.1×10^{-3}
93	svm	4.1×10^{-3}
94	function	4.1×10^{-3}
95	thermal	4.1×10^{-3}
96	edu	4×10^{-3}
97	manual	3.9×10^{-3}
98	cluster	3.9×10^{-3}
99	specif	3.9×10^{-3}
100	graphic	3.8×10^{-3}

TABLE E.147. Mathematics

No.	Word	RIG
1	prove	1×10^{-1}
2	theorem	7.4×10^{-2}
3	let	7×10^{-2}
4	algebra	6.5×10^{-2}
5	space	4.9×10^{-2}
6	effect	4.2×10^{-2}
7	high	4.1×10^{-2}
8	signific	4.1×10^{-2}
9	increas	4×10^{-2}
10	use	3.7×10^{-2}
11	bound	3.5×10^{-2}
12	finit	3.4×10^{-2}
13	infin	3.4×10^{-2}
14	equat	3.4×10^{-2}
15	perform	3.3×10^{-2}
16	compar	3.2×10^{-2}
17	give	3.1×10^{-2}
18	conjectur	3×10^{-2}
19	activ	2.9×10^{-2}
20	manifold	2.9×10^{-2}
21	class	2.7×10^{-2}
22	dure	2.5×10^{-2}
23	banach	2.5×10^{-2}
24	conclus	2.5×10^{-2}
25	patient	2.4×10^{-2}
26	polynomi	2.4×10^{-2}
27	graph	2.4×10^{-2}
28	evalu	2.3×10^{-2}
29	differ	2.3×10^{-2}
30	data	2.2×10^{-2}
31	level	2.2×10^{-2}
32	proof	2.2×10^{-2}
33	general	2.2×10^{-2}
34	howev	2.2×10^{-2}
35	observ	2.1×10^{-2}
36	suggest	2.1×10^{-2}
37	test	2.1×10^{-2}
38	develop	2.1×10^{-2}
39	found	2×10^{-2}
40	integ	2×10^{-2}
41	inequ	2×10^{-2}
42	indic	2×10^{-2}
43	assess	2×10^{-2}
44	analysi	2×10^{-2}
45	report	1.9×10^{-2}
46	infini	1.9×10^{-2}
47	low	1.9×10^{-2}
48	base	1.9×10^{-2}
49	cell	1.9×10^{-2}
50	process	1.9×10^{-2}

No.	Word	RIG
51	design	1.8×10^{-2}
52	mechan	1.8×10^{-2}
53	respons	1.8×10^{-2}
54	exist	1.7×10^{-2}
55	isomorph	1.7×10^{-2}
56	bar	1.7×10^{-2}
57	year	1.7×10^{-2}
58	treatment	1.7×10^{-2}
59	satisfi	1.7×10^{-2}
60	control	1.7×10^{-2}
61	chang	1.6×10^{-2}
62	may	1.6×10^{-2}
63	demonstr	1.6×10^{-2}
64	asymptot	1.6×10^{-2}
65	invari	1.6×10^{-2}
66	denot	1.6×10^{-2}
67	experiment	1.5×10^{-2}
68	model	1.5×10^{-2}
69	method	1.5×10^{-2}
70	hilbert	1.5×10^{-2}
71	cohomolog	1.5×10^{-2}
72	sampl	1.5×10^{-2}
73	studi	1.5×10^{-2}
74	convex	1.5×10^{-2}
75	given	1.5×10^{-2}
76	solut	1.5×10^{-2}
77	singular	1.5×10^{-2}
78	import	1.5×10^{-2}
79	vertic	1.5×10^{-2}
80	automorph	1.5×10^{-2}
81	commut	1.5×10^{-2}
82	abelian	1.5×10^{-2}
83	decreas	1.5×10^{-2}
84	temperatur	1.5×10^{-2}
85	reveal	1.5×10^{-2}
86	clinic	1.4×10^{-2}
87	identifi	1.4×10^{-2}
88	detect	1.4×10^{-2}
89	age	1.4×10^{-2}
90	everi	1.4×10^{-2}
91	experi	1.4×10^{-2}
92	materi	1.4×10^{-2}
93	paper	1.4×10^{-2}
94	subset	1.3×10^{-2}
95	compact	1.3×10^{-2}
96	semigroup	1.3×10^{-2}
97	problem	1.3×10^{-2}
98	background	1.3×10^{-2}
99	enhanc	1.3×10^{-2}
100	specif	1.3×10^{-2}

TABLE E.148. Mathematics, Applied

No.	Word	RIG
1	equat	7.7×10^{-2}
2	prove	5.3×10^{-2}
3	problem	5.1×10^{-2}
4	solut	4.4×10^{-2}
5	theorem	3.9×10^{-2}
6	converg	3.3×10^{-2}
7	numer	3.2×10^{-2}
8	paper	3.1×10^{-2}
9	signific	3×10^{-2}
10	space	3×10^{-2}
11	increas	2.8×10^{-2}
12	bound	2.8×10^{-2}
13	nonlinear	2.5×10^{-2}
14	finit	2.5×10^{-2}
15	conclus	2.4×10^{-2}
16	activ	2.3×10^{-2}
17	high	2.3×10^{-2}
18	patient	2.3×10^{-2}
19	asymptot	2.2×10^{-2}
20	infin	2.1×10^{-2}
21	polynomi	2×10^{-2}
22	algebra	2×10^{-2}
23	exampl	1.9×10^{-2}
24	exist	1.8×10^{-2}
25	inequ	1.8×10^{-2}
26	boundari	1.8×10^{-2}
27	dure	1.8×10^{-2}
28	class	1.8×10^{-2}
29	given	1.8×10^{-2}
30	general	1.7×10^{-2}
31	effect	1.7×10^{-2}
32	solv	1.7×10^{-2}
33	suggest	1.7×10^{-2}
34	let	1.7×10^{-2}
35	convex	1.6×10^{-2}
36	assess	1.5×10^{-2}
37	cell	1.5×10^{-2}
38	level	1.5×10^{-2}
39	year	1.4×10^{-2}
40	report	1.4×10^{-2}
41	banach	1.4×10^{-2}
42	linear	1.4×10^{-2}
43	discret	1.4×10^{-2}
44	treatment	1.4×10^{-2}
45	evalu	1.4×10^{-2}
46	compar	1.4×10^{-2}
47	clinic	1.3×10^{-2}
48	singular	1.3×10^{-2}
49	give	1.3×10^{-2}
50	indic	1.3×10^{-2}

No.	Word	RIG
51	graph	1.3×10^{-2}
52	found	1.3×10^{-2}
53	howev	1.3×10^{-2}
54	observ	1.3×10^{-2}
55	age	1.3×10^{-2}
56	studi	1.2×10^{-2}
57	protein	1.2×10^{-2}
58	background	1.2×10^{-2}
59	low	1.2×10^{-2}
60	iter	1.2×10^{-2}
61	norm	1.1×10^{-2}
62	eigenvalu	1.1×10^{-2}
63	ellipt	1.1×10^{-2}
64	approxim	1.1×10^{-2}
65	use	1.1×10^{-2}
66	identifi	1.1×10^{-2}
67	respons	1.1×10^{-2}
68	chang	1.1×10^{-2}
69	higher	1.1×10^{-2}
70	decreas	1.1×10^{-2}
71	may	1.1×10^{-2}
72	consid	1×10^{-2}
73	acid	1×10^{-2}
74	infini	1×10^{-2}
75	perform	1×10^{-2}
76	reveal	1×10^{-2}
77	point	1×10^{-2}
78	fix	1×10^{-2}
79	examin	9.9×10^{-3}
80	sampl	9.7×10^{-3}
81	satisfi	9.7×10^{-3}
82	regular	9.7×10^{-3}
83	detect	9.7×10^{-3}
84	illustr	9.6×10^{-3}
85	mechan	9.6×10^{-3}
86	human	9.5×10^{-3}
87	element	9.2×10^{-3}
88	measur	9.2×10^{-3}
89	temperatur	9.2×10^{-3}
90	gene	9.1×10^{-3}
91	data	9.1×10^{-3}
92	differ	9×10^{-3}
93	potenti	9×10^{-3}
94	day	9×10^{-3}
95	diseas	8.9×10^{-3}
96	rang	8.9×10^{-3}
97	differenti	8.9×10^{-3}
98	introduc	8.9×10^{-3}
99	suffici	8.8×10^{-3}
100	affect	8.7×10^{-3}

TABLE E.149. Mathematics, Interdisciplinary Applications

No.	Word	RIG
1	numer	4.4×10^{-2}
2	problem	3.8×10^{-2}
3	paper	3.1×10^{-2}
4	equat	2.9×10^{-2}
5	propos	2.7×10^{-2}
6	exampl	2.5×10^{-2}
7	model	2.5×10^{-2}
8	solv	2.2×10^{-2}
9	finit	2.1×10^{-2}
10	nonlinear	1.8×10^{-2}
11	conclus	1.6×10^{-2}
12	patient	1.6×10^{-2}
13	discret	1.6×10^{-2}
14	algorithm	1.5×10^{-2}
15	illustr	1.5×10^{-2}
16	simul	1.5×10^{-2}
17	solut	1.4×10^{-2}
18	comput	1.3×10^{-2}
19	converg	1.3×10^{-2}
20	stochast	1.3×10^{-2}
21	asymptot	1.2×10^{-2}
22	activ	1.1×10^{-2}
23	signific	1.1×10^{-2}
24	linear	1.1×10^{-2}
25	boundari	1.1×10^{-2}
26	increas	1×10^{-2}
27	lyapunov	1×10^{-2}
28	formul	9.8×10^{-3}
29	consid	9.6×10^{-3}
30	approach	9.2×10^{-3}
31	dynam	9.2×10^{-3}
32	optim	8.9×10^{-3}
33	clinic	8.8×10^{-3}
34	cell	8.3×10^{-3}
35	background	8.2×10^{-3}
36	paramet	8.1×10^{-3}
37	age	8.1×10^{-3}
38	given	8×10^{-3}
39	theori	7.9×10^{-3}
40	treatment	7.7×10^{-3}
41	approxim	7.7×10^{-3}
42	report	7.7×10^{-3}
43	method	7.6×10^{-3}
44	mathemat	7.3×10^{-3}
45	chaotic	7.3×10^{-3}
46	order	7.2×10^{-3}
47	protein	7.2×10^{-3}
48	dure	7.1×10^{-3}
49	year	6.8×10^{-3}
50	bifurc	6.7×10^{-3}

No.	Word	RIG
51	deriv	6.6×10^{-3}
52	suggest	6.6×10^{-3}
53	scheme	6.6×10^{-3}
54	appli	6.5×10^{-3}
55	dimension	6.4×10^{-3}
56	acid	6.4×10^{-3}
57	mesh	6.4×10^{-3}
58	diseas	6.4×10^{-3}
59	obtain	6.3×10^{-3}
60	accuraci	6.2×10^{-3}
61	price	6.2×10^{-3}
62	galerkin	6.1×10^{-3}
63	introduc	6.1×10^{-3}
64	group	6×10^{-3}
65	base	6×10^{-3}
66	error	6×10^{-3}
67	associ	5.8×10^{-3}
68	element	5.8×10^{-3}
69	estim	5.7×10^{-3}
70	function	5.5×10^{-3}
71	general	5.5×10^{-3}
72	prepar	5.4×10^{-3}
73	gene	5.4×10^{-3}
74	studi	5.2×10^{-3}
75	iter	5.1×10^{-3}
76	high	5.1×10^{-3}
77	day	5×10^{-3}
78	polynomi	4.7×10^{-3}
79	explicit	4.7×10^{-3}
80	chao	4.6×10^{-3}
81	singular	4.6×10^{-3}
82	analyt	4.6×10^{-3}
83	exist	4.6×10^{-3}
84	equilibrium	4.5×10^{-3}
85	variabl	4.5×10^{-3}
86	theorem	4.5×10^{-3}
87	final	4.5×10^{-3}
88	robust	4.4×10^{-3}
89	condit	4.4×10^{-3}
90	ray	4.4×10^{-3}
91	bound	4.4×10^{-3}
92	found	4.4×10^{-3}
93	higher	4.3×10^{-3}
94	content	4.2×10^{-3}
95	inhibit	4.2×10^{-3}
96	construct	4.2×10^{-3}
97	space	4.2×10^{-3}
98	oxid	4.2×10^{-3}
99	therapi	4.1×10^{-3}
100	set	4.1×10^{-3}

TABLE E.150. Mechanics

No.	Word	RIG
1	numer	4.5×10^{-2}
2	flow	3.1×10^{-2}
3	equat	2.8×10^{-2}
4	finit	2.8×10^{-2}
5	patient	2.3×10^{-2}
6	simul	2.2×10^{-2}
7	paper	2.1×10^{-2}
8	fluid	2×10^{-2}
9	veloc	2×10^{-2}
10	reynold	2×10^{-2}
11	conclus	1.9×10^{-2}
12	boundari	1.8×10^{-2}
13	heat	1.8×10^{-2}
14	elast	1.7×10^{-2}
15	turbul	1.6×10^{-2}
16	shear	1.5×10^{-2}
17	model	1.4×10^{-2}
18	activ	1.4×10^{-2}
19	clinic	1.4×10^{-2}
20	deform	1.4×10^{-2}
21	solv	1.4×10^{-2}
22	load	1.3×10^{-2}
23	group	1.3×10^{-2}
24	nonlinear	1.3×10^{-2}
25	element	1.3×10^{-2}
26	stress	1.2×10^{-2}
27	protein	1.2×10^{-2}
28	diseas	1.2×10^{-2}
29	crack	1.2×10^{-2}
30	vibrat	1.1×10^{-2}
31	suggest	1.1×10^{-2}
32	age	1.1×10^{-2}
33	paramet	1.1×10^{-2}
34	forc	1.1×10^{-2}
35	associ	1.1×10^{-2}
36	displac	1.1×10^{-2}
37	experiment	1×10^{-2}
38	background	1×10^{-2}
39	gene	1×10^{-2}
40	convect	9.9×10^{-3}
41	year	9.7×10^{-3}
42	cell	9.7×10^{-3}
43	problem	9.6×10^{-3}
44	wall	9.4×10^{-3}
45	treatment	8.9×10^{-3}
46	report	8.8×10^{-3}
47	plate	8.8×10^{-3}
48	dynam	8.8×10^{-3}
49	may	8.4×10^{-3}
50	dimension	8×10^{-3}

No.	Word	RIG
51	pressur	7.9×10^{-3}
52	signific	7.8×10^{-3}
53	vortex	7.8×10^{-3}
54	cyland	7.7×10^{-3}
55	popul	7.5×10^{-3}
56	risk	7.5×10^{-3}
57	motion	7.4×10^{-3}
58	particip	7.4×10^{-3}
59	vortic	7.3×10^{-3}
60	level	7.2×10^{-3}
61	friction	7.1×10^{-3}
62	cancer	7×10^{-3}
63	outcom	6.8×10^{-3}
64	speed	6.6×10^{-3}
65	viscous	6.6×10^{-3}
66	obtain	6.5×10^{-3}
67	navier	6.5×10^{-3}
68	speci	6.4×10^{-3}
69	solut	6.4×10^{-3}
70	human	6.3×10^{-3}
71	stoke	6.2×10^{-3}
72	month	6.1×10^{-3}
73	therapi	6×10^{-3}
74	formul	6×10^{-3}
75	day	5.9×10^{-3}
76	incompress	5.9×10^{-3}
77	assess	5.9×10^{-3}
78	thermal	5.9×10^{-3}
79	stead	5.9×10^{-3}
80	unstead	5.9×10^{-3}
81	among	5.9×10^{-3}
82	mediat	5.8×10^{-3}
83	acid	5.8×10^{-3}
84	health	5.7×10^{-3}
85	materi	5.7×10^{-3}
86	stiff	5.6×10^{-3}
87	nusselt	5.6×10^{-3}
88	identifi	5.6×10^{-3}
89	howev	5.6×10^{-3}
90	analyt	5.5×10^{-3}
91	steel	5.5×10^{-3}
92	laminar	5.5×10^{-3}
93	sampl	5.5×10^{-3}
94	engin	5.4×10^{-3}
95	evid	5.3×10^{-3}
96	potenti	5.3×10^{-3}
97	adult	5.3×10^{-3}
98	pathway	5.3×10^{-3}
99	law	5.2×10^{-3}
100	male	5.2×10^{-3}

TABLE E.151. Medical Ethics

No.	Word	RIG
1	ethic	2.3×10^{-1}
2	moral	6.9×10^{-2}
3	bioethic	6.5×10^{-2}
4	consent	6×10^{-2}
5	medic	5.5×10^{-2}
6	argu	5.2×10^{-2}
7	health	4.2×10^{-2}
8	autonomi	3.6×10^{-2}
9	physician	3.2×10^{-2}
10	research	3.1×10^{-2}
11	legal	3×10^{-2}
12	profession	3×10^{-2}
13	debat	2.8×10^{-2}
14	decis	2.7×10^{-2}
15	public	2.7×10^{-2}
16	care	2.6×10^{-2}
17	issu	2.6×10^{-2}
18	justifi	2.5×10^{-2}
19	argument	2.5×10^{-2}
20	concern	2.4×10^{-2}
21	oblig	2.1×10^{-2}
22	practic	2×10^{-2}
23	discuss	2×10^{-2}
24	justif	2×10^{-2}
25	doctor	1.9×10^{-2}
26	harm	1.9×10^{-2}
27	question	1.9×10^{-2}
28	polic	1.7×10^{-2}
29	right	1.7×10^{-2}
30	committe	1.7×10^{-2}
31	patient	1.6×10^{-2}
32	articl	1.6×10^{-2}
33	particip	1.6×10^{-2}
34	inform	1.5×10^{-2}
35	interview	1.5×10^{-2}
36	rais	1.5×10^{-2}
37	medicin	1.4×10^{-2}
38	view	1.4×10^{-2}
39	controversi	1.4×10^{-2}
40	clinic	1.4×10^{-2}
41	reason	1.4×10^{-2}
42	person	1.4×10^{-2}
43	bioethicist	1.4×10^{-2}
44	make	1.3×10^{-2}
45	claim	1.3×10^{-2}
46	attitud	1.3×10^{-2}
47	philosoph	1.3×10^{-2}
48	healthcar	1.3×10^{-2}
49	institut	1.3×10^{-2}
50	ethicist	1.3×10^{-2}

No.	Word	RIG
51	dilemma	1.2×10^{-2}
52	scientif	1.1×10^{-2}
53	benefic	1.1×10^{-2}
54	principl	1.1×10^{-2}
55	whether	1.1×10^{-2}
56	donat	1.1×10^{-2}
57	result	1.1×10^{-2}
58	benefit	1.1×10^{-2}
59	accept	1.1×10^{-2}
60	social	1×10^{-2}
61	need	1×10^{-2}
62	justic	1×10^{-2}
63	regard	1×10^{-2}
64	life	1×10^{-2}
65	ask	9.9×10^{-3}
66	parent	9.9×10^{-3}
67	disclosur	9.8×10^{-3}
68	model	9.8×10^{-3}
69	paramet	9.8×10^{-3}
70	defend	9.8×10^{-3}
71	guidelin	9.7×10^{-3}
72	misconduct	9.7×10^{-3}
73	way	9.6×10^{-3}
74	biomed	9.5×10^{-3}
75	countri	9.4×10^{-3}
76	law	9.3×10^{-3}
77	author	9.3×10^{-3}
78	measur	9.2×10^{-3}
79	temperatur	9.2×10^{-3}
80	wrong	9.1×10^{-3}
81	show	9.1×10^{-3}
82	refus	9×10^{-3}
83	simul	8.9×10^{-3}
84	peopl	8.7×10^{-3}
85	digniti	8.7×10^{-3}
86	duti	8.6×10^{-3}
87	individu	8.6×10^{-3}
88	irb	8.6×10^{-3}
89	will	8.5×10^{-3}
90	euthanasia	8.5×10^{-3}
91	conflict	8.4×10^{-3}
92	undermin	8.4×10^{-3}
93	context	8.3×10^{-3}
94	surfac	8.2×10^{-3}
95	permiss	8.2×10^{-3}
96	scholar	8.1×10^{-3}
97	ill	8.1×10^{-3}
98	case	8×10^{-3}
99	scienc	7.8×10^{-3}
100	whi	7.8×10^{-3}

TABLE E.152. Medical Informatics

No.	Word	RIG
1	health	4.1×10^{-2}
2	medic	3.6×10^{-2}
3	inform	3.1×10^{-2}
4	data	2.5×10^{-2}
5	care	2.3×10^{-2}
6	clinic	2.3×10^{-2}
7	patient	2.1×10^{-2}
8	healthcar	2.1×10^{-2}
9	method	2×10^{-2}
10	object	1.9×10^{-2}
11	ehr	1.9×10^{-2}
12	user	1.8×10^{-2}
13	base	1.5×10^{-2}
14	record	1.4×10^{-2}
15	propos	1.4×10^{-2}
16	technolog	1.3×10^{-2}
17	use	1.3×10^{-2}
18	decis	1.3×10^{-2}
19	hospit	1.2×10^{-2}
20	support	1.1×10^{-2}
21	implement	1.1×10^{-2}
22	research	1.1×10^{-2}
23	conclus	1.1×10^{-2}
24	paper	1.1×10^{-2}
25	tool	1.1×10^{-2}
26	physician	1×10^{-2}
27	classif	1×10^{-2}
28	provid	9.8×10^{-3}
29	system	9.8×10^{-3}
30	web	9.1×10^{-3}
31	approach	8.9×10^{-3}
32	comput	8.5×10^{-3}
33	dataset	8.3×10^{-3}
34	clinician	8.3×10^{-3}
35	algorithm	8.2×10^{-3}
36	temperatur	8.1×10^{-3}
37	automat	8×10^{-3}
38	expert	7.8×10^{-3}
39	accuraci	7.6×10^{-3}
40	informat	7.5×10^{-3}
41	develop	7.4×10^{-3}
42	classifi	7.4×10^{-3}
43	trial	7.3×10^{-3}
44	set	7.3×10^{-3}
45	ehealth	7.2×10^{-3}
46	autom	7.2×10^{-3}
47	onlin	7.2×10^{-3}
48	rational	7.2×10^{-3}
49	need	7.1×10^{-3}
50	databas	7×10^{-3}

No.	Word	RIG
51	internet	7×10^{-3}
52	access	6.8×10^{-3}
53	water	6.7×10^{-3}
54	cell	6.5×10^{-3}
55	servic	6.3×10^{-3}
56	person	6.3×10^{-3}
57	communic	6.2×10^{-3}
58	concentr	6.1×10^{-3}
59	nurs	6×10^{-3}
60	background	6×10^{-3}
61	train	5.9×10^{-3}
62	evalu	5.8×10^{-3}
63	standard	5.8×10^{-3}
64	ecg	5.8×10^{-3}
65	manag	5.8×10^{-3}
66	usabl	5.8×10^{-3}
67	improv	5.8×10^{-3}
68	oxid	5.7×10^{-3}
69	privaci	5.7×10^{-3}
70	medicin	5.7×10^{-3}
71	practic	5.7×10^{-3}
72	learn	5.6×10^{-3}
73	speci	5.6×10^{-3}
74	manual	5.6×10^{-3}
75	surfac	5.5×10^{-3}
76	profession	5.5×10^{-3}
77	avail	5.5×10^{-3}
78	biomed	5.4×10^{-3}
79	task	5.3×10^{-3}
80	workflow	5.3×10^{-3}
81	help	5.2×10^{-3}
82	doctor	5.2×10^{-3}
83	can	5.1×10^{-3}
84	knowledg	5.1×10^{-3}
85	intervent	5.1×10^{-3}
86	acid	5.1×10^{-3}
87	valid	5.1×10^{-3}
88	featur	5×10^{-3}
89	error	5×10^{-3}
90	machin	5×10^{-3}
91	induc	4.9×10^{-3}
92	framework	4.9×10^{-3}
93	text	4.8×10^{-3}
94	make	4.8×10^{-3}
95	statist	4.8×10^{-3}
96	challeng	4.8×10^{-3}
97	hta	4.8×10^{-3}
98	adopt	4.8×10^{-3}
99	random	4.6×10^{-3}
100	qualiti	4.5×10^{-3}

TABLE E.153. Medical Laboratory Technology

No.	Word	RIG
1	conclus	1×10^{-1}
2	background	6.6×10^{-2}
3	patient	6×10^{-2}
4	method	4.6×10^{-2}
5	clinic	4.2×10^{-2}
6	serum	4.1×10^{-2}
7	assay	3.8×10^{-2}
8	diagnosi	3.3×10^{-2}
9	cytolog	3.3×10^{-2}
10	diagnost	3.2×10^{-2}
11	blood	3×10^{-2}
12	laboratori	2.8×10^{-2}
13	sampl	2.4×10^{-2}
14	result	2.3×10^{-2}
15	diseas	2.1×10^{-2}
16	immunoassay	2×10^{-2}
17	concentr	1.9×10^{-2}
18	plasma	1.9×10^{-2}
19	tumor	1.7×10^{-2}
20	biomark	1.7×10^{-2}
21	aspir	1.6×10^{-2}
22	object	1.6×10^{-2}
23	healthi	1.6×10^{-2}
24	paper	1.6×10^{-2}
25	carcinoma	1.6×10^{-2}
26	marker	1.5×10^{-2}
27	detect	1.5×10^{-2}
28	context	1.5×10^{-2}
29	specimen	1.4×10^{-2}
30	needl	1.4×10^{-2}
31	cell	1.3×10^{-2}
32	evalu	1.3×10^{-2}
33	routin	1.3×10^{-2}
34	signific	1.2×10^{-2}
35	pathologist	1.2×10^{-2}
36	stain	1.2×10^{-2}
37	neoplasm	1.2×10^{-2}
38	test	1.2×10^{-2}
39	diagnos	1.2×10^{-2}
40	preanalyt	1.2×10^{-2}
41	chromatographi	1.2×10^{-2}
42	malign	1.2×10^{-2}
43	pcr	1.1×10^{-2}
44	imprecis	1.1×10^{-2}
45	immunohistochem	1.1×10^{-2}
46	correl	1.1×10^{-2}
47	elisa	1.1×10^{-2}
48	cytomorpholog	9.9×10^{-3}
49	sensit	9.9×10^{-3}
50	biopsi	9.7×10^{-3}

No.	Word	RIG
51	urin	9.3×10^{-3}
52	smear	9.2×10^{-3}
53	structur	9.1×10^{-3}
54	patholog	8.9×10^{-3}
55	roch	8.9×10^{-3}
56	creatinin	8.8×10^{-3}
57	fna	8.3×10^{-3}
58	respect	8.3×10^{-3}
59	energi	8.2×10^{-3}
60	histolog	8.2×10^{-3}
61	posit	8.1×10^{-3}
62	cancer	7.8×10^{-3}
63	case	7.8×10^{-3}
64	refer	7.7×10^{-3}
65	aim	7.7×10^{-3}
66	beckman	7.3×10^{-3}
67	adenocarcinoma	7.3×10^{-3}
68	model	7.2×10^{-3}
69	screen	7.2×10^{-3}
70	analyt	7.1×10^{-3}
71	renal	7×10^{-3}
72	abbott	7×10^{-3}
73	spectrometri	6.9×10^{-3}
74	determin	6.9×10^{-3}
75	level	6.9×10^{-3}
76	protein	6.8×10^{-3}
77	benign	6.8×10^{-3}
78	quantif	6.7×10^{-3}
79	negat	6.7×10^{-3}
80	specif	6.6×10^{-3}
81	compar	6.6×10^{-3}
82	prognost	6.5×10^{-3}
83	cholesterol	6.5×10^{-3}
84	kit	6.5×10^{-3}
85	hemoglobin	6.5×10^{-3}
86	simul	6.4×10^{-3}
87	subject	6.4×10^{-3}
88	tandem	6.4×10^{-3}
89	medicin	6.4×10^{-3}
90	surfac	6.4×10^{-3}
91	tissu	6.3×10^{-3}
92	antibodi	6.3×10^{-3}
93	biobank	6.3×10^{-3}
94	rare	6.2×10^{-3}
95	assess	6.2×10^{-3}
96	valu	6.1×10^{-3}
97	autom	6.1×10^{-3}
98	diabet	5.9×10^{-3}
99	studi	5.9×10^{-3}
100	interassay	5.9×10^{-3}

TABLE E.154. Medicine, General and Internal

No.	Word	RIG
1	conclus	1.4×10^{-1}
2	patient	1.3×10^{-1}
3	object	5.9×10^{-2}
4	background	5.3×10^{-2}
5	year	5×10^{-2}
6	hospit	5×10^{-2}
7	clinic	4.9×10^{-2}
8	care	4.8×10^{-2}
9	medic	4.6×10^{-2}
10	age	4.4×10^{-2}
11	health	4.3×10^{-2}
12	outcom	4.1×10^{-2}
13	method	3.9×10^{-2}
14	diseas	3.3×10^{-2}
15	risk	3.3×10^{-2}
16	particip	3×10^{-2}
17	paper	2.6×10^{-2}
18	result	2.5×10^{-2}
19	primari	2.4×10^{-2}
20	associ	2.4×10^{-2}
21	treatment	2.4×10^{-2}
22	group	2.3×10^{-2}
23	diagnosi	2.2×10^{-2}
24	month	2.2×10^{-2}
25	physician	2.2×10^{-2}
26	aim	2×10^{-2}
27	intervent	2×10^{-2}
28	includ	2×10^{-2}
29	assess	1.9×10^{-2}
30	diagnos	1.9×10^{-2}
31	studi	1.9×10^{-2}
32	symptom	1.8×10^{-2}
33	receiv	1.8×10^{-2}
34	retrospect	1.7×10^{-2}
35	women	1.7×10^{-2}
36	propos	1.7×10^{-2}
37	mortal	1.7×10^{-2}
38	among	1.7×10^{-2}
39	signific	1.7×10^{-2}
40	therapi	1.7×10^{-2}
41	chronic	1.6×10^{-2}
42	score	1.6×10^{-2}
43	diabet	1.6×10^{-2}
44	preval	1.6×10^{-2}
45	pain	1.5×10^{-2}
46	trial	1.5×10^{-2}
47	total	1.5×10^{-2}
48	januari	1.4×10^{-2}
49	cohort	1.4×10^{-2}
50	follow	1.4×10^{-2}

No.	Word	RIG
51	popul	1.3×10^{-2}
52	acut	1.3×10^{-2}
53	questionnair	1.3×10^{-2}
54	review	1.3×10^{-2}
55	blood	1.2×10^{-2}
56	simul	1.2×10^{-2}
57	old	1.2×10^{-2}
58	male	1.2×10^{-2}
59	depart	1.2×10^{-2}
60	random	1.2×10^{-2}
61	adult	1.2×10^{-2}
62	temperatur	1.2×10^{-2}
63	decemb	1.2×10^{-2}
64	introduc	1.2×10^{-2}
65	enrol	1.1×10^{-2}
66	report	1.1×10^{-2}
67	confid	1.1×10^{-2}
68	admiss	1.1×10^{-2}
69	properti	1.1×10^{-2}
70	healthcar	1.1×10^{-2}
71	cardiovascular	1.1×10^{-2}
72	femal	1.1×10^{-2}
73	adjust	1.1×10^{-2}
74	regress	1.1×10^{-2}
75	structur	1.1×10^{-2}
76	week	1.1×10^{-2}
77	day	1.1×10^{-2}
78	nation	1×10^{-2}
79	admit	1×10^{-2}
80	prevent	1×10^{-2}
81	odd	1×10^{-2}
82	incid	1×10^{-2}
83	death	1×10^{-2}
84	treat	1×10^{-2}
85	advers	9.7×10^{-3}
86	case	9.6×10^{-3}
87	medicin	9.5×10^{-3}
88	section	9.5×10^{-3}
89	surgeri	9.3×10^{-3}
90	prospect	9.3×10^{-3}
91	common	9.3×10^{-3}
92	complic	9.3×10^{-3}
93	men	9.2×10^{-3}
94	hypertens	9.1×10^{-3}
95	interv	9.1×10^{-3}
96	baselin	9.1×10^{-3}
97	older	9×10^{-3}
98	mean	9×10^{-3}
99	demograph	9×10^{-3}
100	heart	8.8×10^{-3}

TABLE E.155. Medicine, Legal

No.	Word	RIG
1	forens	2.5×10^{-1}
2	autopsi	8.6×10^{-2}
3	postmortem	6.2×10^{-2}
4	death	4.4×10^{-2}
5	case	3.6×10^{-2}
6	str	3.5×10^{-2}
7	casework	3.4×10^{-2}
8	toxicolog	2.6×10^{-2}
9	victim	2.6×10^{-2}
10	legal	2.5×10^{-2}
11	crime	2.3×10^{-2}
12	sampl	2.2×10^{-2}
13	crimin	2×10^{-2}
14	suicid	1.8×10^{-2}
15	homicid	1.8×10^{-2}
16	dna	1.8×10^{-2}
17	fatal	1.7×10^{-2}
18	medico	1.6×10^{-2}
19	male	1.5×10^{-2}
20	suspect	1.5×10^{-2}
21	identif	1.4×10^{-2}
22	strs	1.3×10^{-2}
23	injuri	1.3×10^{-2}
24	substanc	1.3×10^{-2}
25	blood	1.2×10^{-2}
26	scene	1.2×10^{-2}
27	abus	1.2×10^{-2}
28	polic	1.2×10^{-2}
29	firearm	1.1×10^{-2}
30	tandem	1.1×10^{-2}
31	femal	1.1×10^{-2}
32	antemortem	1.1×10^{-2}
33	anthropolog	1.1×10^{-2}
34	pathologist	1.1×10^{-2}
35	kit	1.1×10^{-2}
36	corps	9.9×10^{-3}
37	medicoleg	9.8×10^{-3}
38	skelet	9.8×10^{-3}
39	court	9.5×10^{-3}
40	intox	9.4×10^{-3}
41	drug	9.3×10^{-3}
42	allel	9.3×10^{-3}
43	powerplex	9.2×10^{-3}
44	discrimin	9×10^{-3}
45	sudden	8.8×10^{-3}
46	deceas	8.6×10^{-3}
47	fingermark	8.5×10^{-3}
48	loci	8.4×10^{-3}
49	identifil	8.4×10^{-3}
50	urin	8.4×10^{-3}

No.	Word	RIG
51	die	8.3×10^{-3}
52	gunshot	8.2×10^{-3}
53	old	8.1×10^{-3}
54	bodi	8.1×10^{-3}
55	individu	8×10^{-3}
56	report	7.9×10^{-3}
57	accident	7.9×10^{-3}
58	sex	7.8×10^{-3}
59	profil	7.6×10^{-3}
60	cadav	7.5×10^{-3}
61	pmi	7.5×10^{-3}
62	detect	7.4×10^{-3}
63	anthropologist	7.4×10^{-3}
64	medic	7.3×10^{-3}
65	examin	7.3×10^{-3}
66	evid	7.2×10^{-3}
67	toxic	7.1×10^{-3}
68	caus	6.8×10^{-3}
69	noael	6.8×10^{-3}
70	human	6.8×10^{-3}
71	function	6.8×10^{-3}
72	mortem	6.6×10^{-3}
73	year	6.3×10^{-3}
74	murder	6.2×10^{-3}
75	assault	6.2×10^{-3}
76	amelogenin	6.2×10^{-3}
77	hair	6.2×10^{-3}
78	medicin	6.1×10^{-3}
79	pmct	5.9×10^{-3}
80	exposur	5.9×10^{-3}
81	popul	5.9×10^{-3}
82	d12s391	5.9×10^{-3}
83	weapon	5.8×10^{-3}
84	autosom	5.8×10^{-3}
85	repeat	5.8×10^{-3}
86	seiz	5.8×10^{-3}
87	structur	5.8×10^{-3}
88	skull	5.7×10^{-3}
89	trauma	5.7×10^{-3}
90	ancestri	5.6×10^{-3}
91	properti	5.6×10^{-3}
92	age	5.6×10^{-3}
93	multiplex	5.5×10^{-3}
94	spectrometri	5.5×10^{-3}
95	lethal	5.5×10^{-3}
96	poison	5.5×10^{-3}
97	calliphorida	5.5×10^{-3}
98	cathinon	5.4×10^{-3}
99	blunt	5.4×10^{-3}
100	bone	5.4×10^{-3}

TABLE E.156. Medicine, Research and Experimental

No.	Word	RIG
1	cell	5.3×10^{-2}
2	express	4×10^{-2}
3	patient	3.9×10^{-2}
4	diseas	3.1×10^{-2}
5	treatment	2.8×10^{-2}
6	clinic	2.7×10^{-2}
7	paper	2.7×10^{-2}
8	protein	2.5×10^{-2}
9	conclus	2.5×10^{-2}
10	induc	2.3×10^{-2}
11	mice	2.3×10^{-2}
12	therapeut	2.2×10^{-2}
13	therapi	2.1×10^{-2}
14	studi	2.1×10^{-2}
15	tissu	2×10^{-2}
16	tumor	2×10^{-2}
17	gene	1.9×10^{-2}
18	signific	1.9×10^{-2}
19	immun	1.8×10^{-2}
20	cancer	1.8×10^{-2}
21	inhibit	1.8×10^{-2}
22	human	1.7×10^{-2}
23	vaccin	1.7×10^{-2}
24	blood	1.7×10^{-2}
25	rat	1.5×10^{-2}
26	prolifer	1.5×10^{-2}
27	vitro	1.5×10^{-2}
28	receptor	1.5×10^{-2}
29	associ	1.4×10^{-2}
30	treat	1.4×10^{-2}
31	vivo	1.3×10^{-2}
32	level	1.3×10^{-2}
33	aim	1.3×10^{-2}
34	may	1.3×10^{-2}
35	group	1.2×10^{-2}
36	apoptosi	1.2×10^{-2}
37	blot	1.2×10^{-2}
38	serum	1.2×10^{-2}
39	antibodi	1.2×10^{-2}
40	dose	1.2×10^{-2}
41	efficaci	1.2×10^{-2}
42	assay	1.2×10^{-2}
43	activ	1.1×10^{-2}
44	regul	1.1×10^{-2}
45	propos	1×10^{-2}
46	inflammatori	1×10^{-2}
47	antigen	1×10^{-2}
48	pathway	1×10^{-2}
49	mediat	9.9×10^{-3}
50	cytokin	9.8×10^{-3}

No.	Word	RIG
51	trial	9.7×10^{-3}
52	stem	9.7×10^{-3}
53	background	9.5×10^{-3}
54	mrna	9.4×10^{-3}
55	temperatur	9.3×10^{-3}
56	target	9.2×10^{-3}
57	mous	9.1×10^{-3}
58	upregul	9×10^{-3}
59	week	8.9×10^{-3}
60	chronic	8.8×10^{-3}
61	mesenchym	8.8×10^{-3}
62	endotheli	8.7×10^{-3}
63	drug	8.4×10^{-3}
64	downregul	8.3×10^{-3}
65	marker	8.1×10^{-3}
66	liver	7.9×10^{-3}
67	injuri	7.9×10^{-3}
68	inflamm	7.9×10^{-3}
69	bone	7.8×10^{-3}
70	administr	7.8×10^{-3}
71	diabet	7.7×10^{-3}
72	control	7.7×10^{-3}
73	inhibitor	7.7×10^{-3}
74	factor	7.7×10^{-3}
75	increas	7.7×10^{-3}
76	anim	7.6×10^{-3}
77	simul	7.4×10^{-3}
78	energi	7.3×10^{-3}
79	progress	7.1×10^{-3}
80	vascular	7×10^{-3}
81	polymeras	7×10^{-3}
82	surviv	6.9×10^{-3}
83	interleukin	6.8×10^{-3}
84	inject	6.8×10^{-3}
85	stimul	6.7×10^{-3}
86	infect	6.7×10^{-3}
87	normal	6.7×10^{-3}
88	kinas	6.7×10^{-3}
89	transplant	6.7×10^{-3}
90	beta	6.7×10^{-3}
91	carcinoma	6.6×10^{-3}
92	pcr	6.6×10^{-3}
93	day	6.5×10^{-3}
94	prevent	6.5×10^{-3}
95	cellular	6.4×10^{-3}
96	marrow	6.4×10^{-3}
97	follow	6.3×10^{-3}
98	pathogenesi	6.3×10^{-3}
99	effect	6.3×10^{-3}
100	stain	6.3×10^{-3}

TABLE E.157. Medieval and Renaissance Studies

No.	Word	RIG
1	mediev	1.5×10^{-1}
2	centuri	1.5×10^{-1}
3	articl	7.8×10^{-2}
4	text	7.5×10^{-2}
5	argu	6.4×10^{-2}
6	essay	6.4×10^{-2}
7	result	4.9×10^{-2}
8	thirteenth	4.5×10^{-2}
9	christian	4.5×10^{-2}
10	histor	3.7×10^{-2}
11	polit	3.6×10^{-2}
12	read	3.5×10^{-2}
13	english	3.4×10^{-2}
14	scholar	3.3×10^{-2}
15	church	3.3×10^{-2}
16	renaiss	3.2×10^{-2}
17	narrat	3.2×10^{-2}
18	manuscript	3.2×10^{-2}
19	fifteenth	3.1×10^{-2}
20	religi	3.1×10^{-2}
21	write	3.1×10^{-2}
22	crusad	2.7×10^{-2}
23	earli	2.7×10^{-2}
24	poem	2.7×10^{-2}
25	literari	2.7×10^{-2}
26	twelfth	2.7×10^{-2}
27	roman	2.6×10^{-2}
28	king	2.6×10^{-2}
29	john	2.6×10^{-2}
30	contemporari	2.5×10^{-2}
31	sixteenth	2.5×10^{-2}
32	scholarship	2.5×10^{-2}
33	modern	2.4×10^{-2}
34	chaucer	2.4×10^{-2}
35	late	2.3×10^{-2}
36	figur	2.3×10^{-2}
37	fourteenth	2.3×10^{-2}
38	seventeenth	2.3×10^{-2}
39	use	2.3×10^{-2}
40	latin	2.2×10^{-2}
41	rhetor	2.2×10^{-2}
42	thoma	2.2×10^{-2}
43	method	2.1×10^{-2}
44	theolog	2.1×10^{-2}
45	histori	2.1×10^{-2}
46	written	2.1×10^{-2}
47	book	2×10^{-2}
48	saint	2×10^{-2}
49	historian	2×10^{-2}
50	effect	2×10^{-2}

No.	Word	RIG
51	monast	1.9×10^{-2}
52	textual	1.9×10^{-2}
53	reader	1.9×10^{-2}
54	increas	1.8×10^{-2}
55	ecclesiast	1.7×10^{-2}
56	chronicl	1.7×10^{-2}
57	monasteri	1.7×10^{-2}
58	data	1.7×10^{-2}
59	byzantin	1.7×10^{-2}
60	tale	1.7×10^{-2}
61	author	1.6×10^{-2}
62	base	1.6×10^{-2}
63	england	1.6×10^{-2}
64	court	1.6×10^{-2}
65	christ	1.5×10^{-2}
66	jew	1.5×10^{-2}
67	high	1.5×10^{-2}
68	bishop	1.5×10^{-2}
69	measur	1.5×10^{-2}
70	anglo	1.4×10^{-2}
71	holi	1.4×10^{-2}
72	knight	1.4×10^{-2}
73	cultur	1.4×10^{-2}
74	tradit	1.4×10^{-2}
75	venic	1.4×10^{-2}
76	cell	1.3×10^{-2}
77	system	1.3×10^{-2}
78	rate	1.3×10^{-2}
79	artist	1.3×10^{-2}
80	ruler	1.3×10^{-2}
81	discours	1.3×10^{-2}
82	improv	1.3×10^{-2}
83	obtain	1.2×10^{-2}
84	henri	1.2×10^{-2}
85	poet	1.2×10^{-2}
86	perform	1.2×10^{-2}
87	romanc	1.2×10^{-2}
88	god	1.2×10^{-2}
89	test	1.2×10^{-2}
90	pagan	1.2×10^{-2}
91	carolingian	1.2×10^{-2}
92	saxon	1.2×10^{-2}
93	compar	1.2×10^{-2}
94	venetian	1.2×10^{-2}
95	audienc	1.2×10^{-2}
96	castilian	1.2×10^{-2}
97	patient	1.2×10^{-2}
98	model	1.2×10^{-2}
99	depict	1.2×10^{-2}
100	middl	1.2×10^{-2}

TABLE E.158. Metallurgy and Metallurgical Engineering

No.	Word	RIG
1	alloy	1.5×10^{-1}
2	microstructur	1×10^{-1}
3	steel	7.1×10^{-2}
4	temperatur	5.8×10^{-2}
5	grain	5.7×10^{-2}
6	phase	3.7×10^{-2}
7	cast	3.4×10^{-2}
8	tensil	3.4×10^{-2}
9	corros	3.2×10^{-2}
10	properti	3.1×10^{-2}
11	diffract	3×10^{-2}
12	austenit	2.9×10^{-2}
13	strength	2.9×10^{-2}
14	deform	2.8×10^{-2}
15	electron	2.6×10^{-2}
16	degre	2.6×10^{-2}
17	composit	2.5×10^{-2}
18	metal	2.4×10^{-2}
19	microscopi	2.4×10^{-2}
20	martensit	2.3×10^{-2}
21	patient	2.2×10^{-2}
22	ductil	2.2×10^{-2}
23	mechan	2.2×10^{-2}
24	disloc	2.1×10^{-2}
25	precipit	2.1×10^{-2}
26	conclus	2.1×10^{-2}
27	powder	2.1×10^{-2}
28	solidif	2.1×10^{-2}
29	ray	2×10^{-2}
30	heat	1.9×10^{-2}
31	scan	1.9×10^{-2}
32	harden	1.9×10^{-2}
33	ferrit	1.9×10^{-2}
34	intermetal	1.8×10^{-2}
35	weld	1.8×10^{-2}
36	sinter	1.8×10^{-2}
37	mpa	1.7×10^{-2}
38	sem	1.7×10^{-2}
39	melt	1.7×10^{-2}
40	anneal	1.7×10^{-2}
41	hard	1.7×10^{-2}
42	materi	1.7×10^{-2}
43	investig	1.6×10^{-2}
44	roll	1.6×10^{-2}
45	aluminum	1.6×10^{-2}
46	crack	1.5×10^{-2}
47	strain	1.5×10^{-2}
48	recrystal	1.5×10^{-2}
49	xrd	1.5×10^{-2}
50	carbid	1.4×10^{-2}

No.	Word	RIG
51	plastic	1.4×10^{-2}
52	hot	1.3×10^{-2}
53	fractur	1.3×10^{-2}
54	clinic	1.2×10^{-2}
55	format	1.2×10^{-2}
56	particl	1.2×10^{-2}
57	stainless	1.2×10^{-2}
58	diseas	1.2×10^{-2}
59	microhard	1.2×10^{-2}
60	background	1.2×10^{-2}
61	process	1.2×10^{-2}
62	furnac	1.2×10^{-2}
63	refin	1.1×10^{-2}
64	protein	1.1×10^{-2}
65	boundari	1.1×10^{-2}
66	thermal	1.1×10^{-2}
67	year	1.1×10^{-2}
68	eutect	1.1×10^{-2}
69	associ	1.1×10^{-2}
70	stress	1×10^{-2}
71	group	1×10^{-2}
72	metallurg	1×10^{-2}
73	size	1×10^{-2}
74	twin	1×10^{-2}
75	slag	1×10^{-2}
76	superalloy	1×10^{-2}
77	iron	1×10^{-2}
78	resist	1×10^{-2}
79	nucleat	9.9×10^{-3}
80	specimen	9.8×10^{-3}
81	surfac	9.6×10^{-3}
82	human	9.5×10^{-3}
83	molten	9.5×10^{-3}
84	coat	9.5×10^{-3}
85	solid	9.4×10^{-3}
86	magnesium	9.4×10^{-3}
87	room	9.3×10^{-3}
88	gene	9.1×10^{-3}
89	may	9×10^{-3}
90	elong	8.9×10^{-3}
91	titanium	8.8×10^{-3}
92	behavior	8.8×10^{-3}
93	crystal	8.8×10^{-3}
94	pct	8.7×10^{-3}
95	object	8.6×10^{-3}
96	express	8.6×10^{-3}
97	isotherm	8.3×10^{-3}
98	metallurgi	8.2×10^{-3}
99	nickel	8.1×10^{-3}
100	cool	8.1×10^{-3}

TABLE E.159. Meteorology and Atmospheric Sciences

No.	Word	RIG
1	atmosphèr	1.2×10^{-1}
2	climat	9.5×10^{-2}
3	aerosol	6.7×10^{-2}
4	season	5.8×10^{-2}
5	precipit	5.4×10^{-2}
6	meteorolog	5.2×10^{-2}
7	wind	5.1×10^{-2}
8	region	5×10^{-2}
9	ocean	5×10^{-2}
10	weather	5×10^{-2}
11	summer	4.9×10^{-2}
12	air	4.6×10^{-2}
13	troposphèr	4.6×10^{-2}
14	warm	4.6×10^{-2}
15	tropic	4.4×10^{-2}
16	sea	4.4×10^{-2}
17	forecast	4.2×10^{-2}
18	winter	3.9×10^{-2}
19	satellit	3.7×10^{-2}
20	rainfal	3.7×10^{-2}
21	cloud	3.6×10^{-2}
22	observ	3.5×10^{-2}
23	convect	3.4×10^{-2}
24	climatolog	3.3×10^{-2}
25	global	3.1×10^{-2}
26	north	3.1×10^{-2}
27	reanalysi	3×10^{-2}
28	circul	2.9×10^{-2}
29	model	2.9×10^{-2}
30	cyclon	2.9×10^{-2}
31	station	2.9×10^{-2}
32	pacif	2.7×10^{-2}
33	period	2.6×10^{-2}
34	temperatur	2.6×10^{-2}
35	southern	2.5×10^{-2}
36	variabl	2.5×10^{-2}
37	monsoon	2.5×10^{-2}
38	latitud	2.4×10^{-2}
39	stratosphèr	2.4×10^{-2}
40	surfac	2.4×10^{-2}
41	flux	2.3×10^{-2}
42	spatial	2.3×10^{-2}
43	ozon	2.2×10^{-2}
44	northern	2.2×10^{-2}
45	storm	2.2×10^{-2}
46	emiss	2.2×10^{-2}
47	interannu	2.2×10^{-2}
48	ice	2.2×10^{-2}
49	anomali	2.1×10^{-2}
50	dure	2.1×10^{-2}

No.	Word	RIG
51	annual	2.1×10^{-2}
52	land	2×10^{-2}
53	vertic	2×10^{-2}
54	atlant	2×10^{-2}
55	patient	2×10^{-2}
56	scale	2×10^{-2}
57	resolut	2×10^{-2}
58	ensembl	2×10^{-2}
59	microphys	1.9×10^{-2}
60	wrf	1.8×10^{-2}
61	radiat	1.8×10^{-2}
62	intercomparison	1.8×10^{-2}
63	sst	1.8×10^{-2}
64	pollut	1.7×10^{-2}
65	event	1.7×10^{-2}
66	synopt	1.7×10^{-2}
67	zonal	1.7×10^{-2}
68	altitud	1.7×10^{-2}
69	anthropogen	1.7×10^{-2}
70	averag	1.7×10^{-2}
71	estim	1.7×10^{-2}
72	rain	1.6×10^{-2}
73	midlatitud	1.6×10^{-2}
74	eastern	1.6×10^{-2}
75	impact	1.6×10^{-2}
76	diurnal	1.6×10^{-2}
77	east	1.6×10^{-2}
78	simul	1.6×10^{-2}
79	water	1.6×10^{-2}
80	data	1.6×10^{-2}
81	conclus	1.6×10^{-2}
82	variati	1.6×10^{-2}
83	humid	1.6×10^{-2}
84	south	1.5×10^{-2}
85	nino	1.5×10^{-2}
86	enso	1.5×10^{-2}
87	mesoscal	1.5×10^{-2}
88	pm2	1.5×10^{-2}
89	meridion	1.4×10^{-2}
90	assimil	1.4×10^{-2}
91	eddi	1.4×10^{-2}
92	area	1.4×10^{-2}
93	hemispher	1.4×10^{-2}
94	uncertaini	1.4×10^{-2}
95	chang	1.4×10^{-2}
96	equatori	1.3×10^{-2}
97	horizont	1.3×10^{-2}
98	advect	1.3×10^{-2}
99	moistur	1.3×10^{-2}
100	height	1.3×10^{-2}

TABLE E.160. Microbiology

No.	Word	RIG
1	strain	1.1×10^{-1}
2	infect	9.7×10^{-2}
3	gene	8.8×10^{-2}
4	isol	8.7×10^{-2}
5	bacteri	8×10^{-2}
6	bacteria	7.4×10^{-2}
7	pathogen	6.4×10^{-2}
8	rrna	6.2×10^{-2}
9	16s	6×10^{-2}
10	sequenc	5.6×10^{-2}
11	virul	3.7×10^{-2}
12	gram	3.7×10^{-2}
13	antibiot	3.4×10^{-2}
14	paper	3.4×10^{-2}
15	pcr	3.4×10^{-2}
16	phylogenet	3.2×10^{-2}
17	coli	3.2×10^{-2}
18	escherichia	3.2×10^{-2}
19	resist	3.2×10^{-2}
20	speci	3.1×10^{-2}
21	bacterium	3×10^{-2}
22	host	3×10^{-2}
23	genus	2.9×10^{-2}
24	dna	2.9×10^{-2}
25	microbi	2.8×10^{-2}
26	genom	2.7×10^{-2}
27	antimicrobi	2.7×10^{-2}
28	virus	2.5×10^{-2}
29	mutant	2.5×10^{-2}
30	cell	2.3×10^{-2}
31	nov	2.2×10^{-2}
32	cultur	2.1×10^{-2}
33	staphylococcus	2.1×10^{-2}
34	biofilm	2.1×10^{-2}
35	encod	2×10^{-2}
36	protein	2×10^{-2}
37	phenotyp	2×10^{-2}
38	pseudomona	2×10^{-2}
39	suscept	1.9×10^{-2}
40	assay	1.9×10^{-2}
41	mic	1.8×10^{-2}
42	aureus	1.7×10^{-2}
43	microorgan	1.7×10^{-2}
44	acid	1.7×10^{-2}
45	plasmid	1.6×10^{-2}
46	belong	1.6×10^{-2}
47	pneumonia	1.5×10^{-2}
48	identifi	1.5×10^{-2}
49	viral	1.4×10^{-2}
50	type	1.4×10^{-2}

No.	Word	RIG
51	clone	1.4×10^{-2}
52	growth	1.4×10^{-2}
53	mycobacterium	1.4×10^{-2}
54	enzym	1.4×10^{-2}
55	divers	1.4×10^{-2}
56	lactamas	1.4×10^{-2}
57	immun	1.3×10^{-2}
58	bacillus	1.3×10^{-2}
59	detect	1.3×10^{-2}
60	fungal	1.3×10^{-2}
61	jcm	1.3×10^{-2}
62	aeruginosa	1.2×10^{-2}
63	multidrug	1.2×10^{-2}
64	phosphatidylglycerol	1.2×10^{-2}
65	phosphatidylethanolamin	1.2×10^{-2}
66	spp	1.2×10^{-2}
67	yeast	1.2×10^{-2}
68	vaccin	1.2×10^{-2}
69	fatti	1.2×10^{-2}
70	aerob	1.2×10^{-2}
71	multilocus	1.2×10^{-2}
72	salmonella	1.2×10^{-2}
73	diphosphatidylglycerol	1.2×10^{-2}
74	colon	1.2×10^{-2}
75	wild	1.1×10^{-2}
76	methicillin	1.1×10^{-2}
77	genotyp	1.1×10^{-2}
78	human	1.1×10^{-2}
79	streptococcus	1.1×10^{-2}
80	tuberculosi	1.1×10^{-2}
81	anaerob	1.1×10^{-2}
82	major	1.1×10^{-2}
83	related	1.1×10^{-2}
84	genet	1.1×10^{-2}
85	communiti	1.1×10^{-2}
86	simul	1.1×10^{-2}
87	operon	1×10^{-2}
88	microbiota	1×10^{-2}
89	activ	1×10^{-2}
90	kctc	1×10^{-2}
91	menaquinon	1×10^{-2}
92	taxonom	1×10^{-2}
93	chemotaxonom	1×10^{-2}
94	ferment	1×10^{-2}
95	negat	9.9×10^{-3}
96	delet	9.8×10^{-3}
97	fungi	9.8×10^{-3}
98	bla	9.8×10^{-3}
99	cfu	9.7×10^{-3}
100	polyphas	9.7×10^{-3}

TABLE E.161. Microscopy

No.	Word	RIG
1	microscopi	1.1×10^{-1}
2	electron	7.7×10^{-2}
3	microscop	6.4×10^{-2}
4	imag	6.3×10^{-2}
5	scan	5.1×10^{-2}
6	transmiss	3.4×10^{-2}
7	resolut	3.2×10^{-2}
8	ultrastructur	2.7×10^{-2}
9	beam	2.5×10^{-2}
10	specimen	2.1×10^{-2}
11	atom	1.8×10^{-2}
12	sem	1.7×10^{-2}
13	tem	1.6×10^{-2}
14	optic	1.5×10^{-2}
15	morpholog	1.4×10^{-2}
16	fluoresc	1.3×10^{-2}
17	cell	1.2×10^{-2}
18	reconstruct	1.2×10^{-2}
19	light	1.1×10^{-2}
20	aberr	1.1×10^{-2}
21	annular	1.1×10^{-2}
22	sampl	1.1×10^{-2}
23	probe	1×10^{-2}
24	haadf	9.7×10^{-3}
25	thick	9.1×10^{-3}
26	afm	8.8×10^{-3}
27	techniqu	8.8×10^{-3}
28	confoc	8.7×10^{-3}
29	tomographi	8.7×10^{-3}
30	laser	8.6×10^{-3}
31	tissu	8.5×10^{-3}
32	scatter	8.4×10^{-3}
33	surfac	8.4×10^{-3}
34	holographi	7.6×10^{-3}
35	detector	7.5×10^{-3}
36	structur	7.5×10^{-3}
37	section	7.3×10^{-3}
38	eel	7.2×10^{-3}
39	stem	6.8×10^{-3}
40	thin	6.5×10^{-3}
41	cytoplasm	6.3×10^{-3}
42	fib	6.2×10^{-3}
43	contrast	6.2×10^{-3}
44	dark	6.2×10^{-3}
45	conclus	6.1×10^{-3}
46	stain	6×10^{-3}
47	patient	5.9×10^{-3}
48	multiphoton	5.8×10^{-3}
49	illumin	5.6×10^{-3}
50	monochrom	5.6×10^{-3}

No.	Word	RIG
51	spatial	5.4×10^{-3}
52	len	5.4×10^{-3}
53	angl	5.2×10^{-3}
54	cryo	5.1×10^{-3}
55	materi	5.1×10^{-3}
56	biprism	5×10^{-3}
57	shape	4.9×10^{-3}
58	magnif	4.8×10^{-3}
59	nanomet	4.7×10^{-3}
60	membran	4.7×10^{-3}
61	diffract	4.7×10^{-3}
62	situ	4.7×10^{-3}
63	tip	4.6×10^{-3}
64	tilt	4.6×10^{-3}
65	nuclei	4.5×10^{-3}
66	backscatt	4.5×10^{-3}
67	collagen	4.5×10^{-3}
68	cellular	4.5×10^{-3}
69	fiber	4.5×10^{-3}
70	biolog	4.3×10^{-3}
71	shg	4.3×10^{-3}
72	quantit	4.3×10^{-3}
73	spectroscopi	4.1×10^{-3}
74	outcom	4.1×10^{-3}
75	rate	4×10^{-3}
76	fluorophor	4×10^{-3}
77	paper	3.9×10^{-3}
78	flim	3.9×10^{-3}
79	nanoscal	3.9×10^{-3}
80	organell	3.9×10^{-3}
81	model	3.9×10^{-3}
82	correct	3.9×10^{-3}
83	focal	3.8×10^{-3}
84	wavefront	3.8×10^{-3}
85	hologram	3.8×10^{-3}
86	allow	3.8×10^{-3}
87	vacuol	3.8×10^{-3}
88	immunoreact	3.7×10^{-3}
89	tomograph	3.7×10^{-3}
90	year	3.7×10^{-3}
91	dentin	3.7×10^{-3}
92	subcellular	3.6×10^{-3}
93	risk	3.6×10^{-3}
94	manag	3.6×10^{-3}
95	defocus	3.6×10^{-3}
96	holder	3.6×10^{-3}
97	particip	3.6×10^{-3}
98	axi	3.5×10^{-3}
99	dimension	3.5×10^{-3}
100	microstructur	3.4×10^{-3}

TABLE E.162. Mineralogy

No.	Word	RIG
1	miner	1.5×10^{-1}
2	rock	1×10^{-1}
3	magmat	6.6×10^{-2}
4	mantl	6.5×10^{-2}
5	magma	6.4×10^{-2}
6	ore	6.3×10^{-2}
7	crystal	5.5×10^{-2}
8	melt	5.3×10^{-2}
9	zircon	4.8×10^{-2}
10	composit	4.8×10^{-2}
11	geochem	4.7×10^{-2}
12	mineralog	4.5×10^{-2}
13	quartz	4.5×10^{-2}
14	mafic	4.2×10^{-2}
15	metamorph	4×10^{-2}
16	crustal	4×10^{-2}
17	clay	4×10^{-2}
18	isotop	3.9×10^{-2}
19	crust	3.8×10^{-2}
20	subduct	3.8×10^{-2}
21	plagioclas	3.6×10^{-2}
22	granit	3.6×10^{-2}
23	microprob	3.5×10^{-2}
24	basalt	3.4×10^{-2}
25	zone	3.3×10^{-2}
26	metasomat	3.3×10^{-2}
27	ree	3.1×10^{-2}
28	olivin	3.1×10^{-2}
29	rich	3.1×10^{-2}
30	silic	3.1×10^{-2}
31	bear	3×10^{-2}
32	diffract	2.9×10^{-2}
33	igneous	2.8×10^{-2}
34	degre	2.8×10^{-2}
35	garnet	2.7×10^{-2}
36	intrus	2.7×10^{-2}
37	feldspar	2.6×10^{-2}
38	deposit	2.6×10^{-2}
39	form	2.5×10^{-2}
40	emplac	2.5×10^{-2}
41	pyrit	2.4×10^{-2}
42	enrich	2.4×10^{-2}
43	peridotit	2.4×10^{-2}
44	pluton	2.4×10^{-2}
45	sulfid	2.4×10^{-2}
46	flotat	2.4×10^{-2}
47	volcan	2.4×10^{-2}
48	clinopyroxen	2.4×10^{-2}
49	hydrotherm	2.3×10^{-2}
50	temperatur	2.3×10^{-2}

No.	Word	RIG
51	ray	2.3×10^{-2}
52	chemic	2.2×10^{-2}
53	belt	2.2×10^{-2}
54	lithospher	2.2×10^{-2}
55	angstrom	2.2×10^{-2}
56	biotit	2.2×10^{-2}
57	assemblag	2.2×10^{-2}
58	element	2.1×10^{-2}
59	fluid	2.1×10^{-2}
60	calcit	2.1×10^{-2}
61	content	2.1×10^{-2}
62	montmorillonit	2×10^{-2}
63	orogen	2×10^{-2}
64	trace	2×10^{-2}
65	amphibol	2×10^{-2}
66	lree	2×10^{-2}
67	calc	1.9×10^{-2}
68	host	1.9×10^{-2}
69	occur	1.8×10^{-2}
70	format	1.8×10^{-2}
71	h2o	1.8×10^{-2}
72	geolog	1.7×10^{-2}
73	gpa	1.7×10^{-2}
74	earth	1.7×10^{-2}
75	grain	1.7×10^{-2}
76	continent	1.7×10^{-2}
77	geochronolog	1.7×10^{-2}
78	pegmatit	1.7×10^{-2}
79	craton	1.7×10^{-2}
80	smectit	1.7×10^{-2}
81	felsic	1.7×10^{-2}
82	granitoid	1.6×10^{-2}
83	magnetit	1.6×10^{-2}
84	mgo	1.6×10^{-2}
85	hkl	1.6×10^{-2}
86	apatit	1.6×10^{-2}
87	similar	1.6×10^{-2}
88	tecton	1.6×10^{-2}
89	chlorit	1.6×10^{-2}
90	kaolinit	1.6×10^{-2}
91	sio2	1.6×10^{-2}
92	patient	1.6×10^{-2}
93	porphyri	1.6×10^{-2}
94	cation	1.5×10^{-2}
95	pyroxen	1.5×10^{-2}
96	alkalin	1.5×10^{-2}
97	ultramaf	1.5×10^{-2}
98	geochemistri	1.5×10^{-2}
99	interlay	1.5×10^{-2}
100	epsilon	1.5×10^{-2}

TABLE E.163. Mining and Mineral Processing

No.	Word	RIG
1	mine	9.4×10^{-2}
2	coal	7.2×10^{-2}
3	ore	6.2×10^{-2}
4	rock	5.5×10^{-2}
5	miner	4.4×10^{-2}
6	flotat	3.8×10^{-2}
7	geolog	2.8×10^{-2}
8	underground	2.4×10^{-2}
9	patient	1.7×10^{-2}
10	gangu	1.4×10^{-2}
11	seam	1.3×10^{-2}
12	seismic	1.3×10^{-2}
13	leach	1.3×10^{-2}
14	conclus	1.1×10^{-2}
15	drill	1.1×10^{-2}
16	mineralog	1.1×10^{-2}
17	process	1.1×10^{-2}
18	deposit	1.1×10^{-2}
19	geophys	1.1×10^{-2}
20	pyrit	1×10^{-2}
21	sulfid	1×10^{-2}
22	clinic	9.8×10^{-3}
23	excav	9.7×10^{-3}
24	iron	9.5×10^{-3}
25	fractur	9.3×10^{-3}
26	zone	9.3×10^{-3}
27	borehol	8.6×10^{-3}
28	chalcopyrit	8.5×10^{-3}
29	protein	8.3×10^{-3}
30	diseas	8.3×10^{-3}
31	quartz	8.1×10^{-3}
32	deform	8×10^{-3}
33	copper	7.5×10^{-3}
34	gas	7.4×10^{-3}
35	reservoir	7.2×10^{-3}
36	froth	7.2×10^{-3}
37	fine	7.1×10^{-3}
38	particl	7×10^{-3}
39	longwal	7×10^{-3}
40	cell	6.7×10^{-3}
41	area	6.7×10^{-3}
42	gene	6.6×10^{-3}
43	roadway	6.5×10^{-3}
44	geodet	6.4×10^{-3}
45	grain	6.2×10^{-3}
46	roof	6.2×10^{-3}
47	alloy	6.2×10^{-3}
48	magnetit	6.1×10^{-3}
49	geotechn	6.1×10^{-3}
50	industri	6×10^{-3}

No.	Word	RIG
51	recoveri	6×10^{-3}
52	background	6×10^{-3}
53	porphyri	5.9×10^{-3}
54	orebodi	5.9×10^{-3}
55	depth	5.9×10^{-3}
56	sandston	5.8×10^{-3}
57	pit	5.7×10^{-3}
58	slag	5.6×10^{-3}
59	clay	5.6×10^{-3}
60	stress	5.5×10^{-3}
61	concentr	5.4×10^{-3}
62	blast	5.4×10^{-3}
63	particip	5.4×10^{-3}
64	grind	5.3×10^{-3}
65	tecton	5.2×10^{-3}
66	floatabl	5.2×10^{-3}
67	granit	5.1×10^{-3}
68	strength	5.1×10^{-3}
69	pressur	5.1×10^{-3}
70	microstructur	5.1×10^{-3}
71	cancer	5×10^{-3}
72	shear	4.9×10^{-3}
73	laboratori	4.9×10^{-3}
74	condit	4.9×10^{-3}
75	hematit	4.8×10^{-3}
76	group	4.7×10^{-3}
77	metal	4.7×10^{-3}
78	galena	4.7×10^{-3}
79	wast	4.7×10^{-3}
80	safeti	4.6×10^{-3}
81	poros	4.6×10^{-3}
82	surfac	4.6×10^{-3}
83	collector	4.5×10^{-3}
84	gob	4.5×10^{-3}
85	cave	4.5×10^{-3}
86	bear	4.5×10^{-3}
87	precipit	4.4×10^{-3}
88	shale	4.4×10^{-3}
89	molybdenit	4.4×10^{-3}
90	sphalerit	4.4×10^{-3}
91	tissu	4.4×10^{-3}
92	horizont	4.3×10^{-3}
93	veloc	4.3×10^{-3}
94	element	4.3×10^{-3}
95	roast	4.3×10^{-3}
96	limeston	4.2×10^{-3}
97	furnac	4.2×10^{-3}
98	basin	4.2×10^{-3}
99	report	4.1×10^{-3}
100	express	4.1×10^{-3}

TABLE E.164. Multidisciplinary Sciences

No.	Word	RIG
1	gene	2.4×10^{-2}
2	cell	2.3×10^{-2}
3	protein	2.2×10^{-2}
4	express	2.1×10^{-2}
5	regul	1.6×10^{-2}
6	paper	1.4×10^{-2}
7	suggest	1.1×10^{-2}
8	genom	1.1×10^{-2}
9	mice	1.1×10^{-2}
10	human	1×10^{-2}
11	pathway	9.5×10^{-3}
12	transcript	9.3×10^{-3}
13	induc	9.2×10^{-3}
14	role	9×10^{-3}
15	mediat	8.9×10^{-3}
16	associ	8.5×10^{-3}
17	diseas	7.7×10^{-3}
18	genet	7.4×10^{-3}
19	receptor	7.3×10^{-3}
20	mous	7.2×10^{-3}
21	bind	7.2×10^{-3}
22	activ	7.1×10^{-3}
23	sequenc	6.7×10^{-3}
24	howev	6.5×10^{-3}
25	vivo	6.5×10^{-3}
26	phenotyp	6.4×10^{-3}
27	identifi	6.4×10^{-3}
28	inhibit	6.4×10^{-3}
29	infect	6.3×10^{-3}
30	respons	6.2×10^{-3}
31	mutat	6.1×10^{-3}
32	cellular	5.9×10^{-3}
33	mutant	5.9×10^{-3}
34	rna	5.7×10^{-3}
35	tissu	5.6×10^{-3}
36	speci	5.6×10^{-3}
37	dna	5.6×10^{-3}
38	immun	5.6×10^{-3}
39	may	5.6×10^{-3}
40	specif	5.5×10^{-3}
41	target	5.3×10^{-3}
42	anim	5.2×10^{-3}
43	vitro	5.2×10^{-3}
44	popul	5.1×10^{-3}
45	molecular	4.9×10^{-3}
46	remain	4.9×10^{-3}
47	function	4.8×10^{-3}
48	alter	4.6×10^{-3}
49	biolog	4.6×10^{-3}
50	find	4.6×10^{-3}

No.	Word	RIG
51	mechan	4.5×10^{-3}
52	neuron	4.4×10^{-3}
53	wild	4.4×10^{-3}
54	pathogen	4.3×10^{-3}
55	metabol	4.3×10^{-3}
56	demonstr	4.3×10^{-3}
57	reveal	4.2×10^{-3}
58	signal	4.2×10^{-3}
59	level	4.2×10^{-3}
60	involv	4×10^{-3}
61	assay	4×10^{-3}
62	signific	3.9×10^{-3}
63	virus	3.9×10^{-3}
64	play	3.8×10^{-3}
65	encod	3.8×10^{-3}
66	known	3.8×10^{-3}
67	cancer	3.7×10^{-3}
68	mrna	3.7×10^{-3}
69	studi	3.7×10^{-3}
70	kinas	3.6×10^{-3}
71	marker	3.6×10^{-3}
72	potenti	3.6×10^{-3}
73	prolifer	3.6×10^{-3}
74	transcriptom	3.6×10^{-3}
75	bacteri	3.5×10^{-3}
76	promot	3.5×10^{-3}
77	pcr	3.4×10^{-3}
78	divers	3.4×10^{-3}
79	import	3.4×10^{-3}
80	differenti	3.4×10^{-3}
81	overexpress	3.3×10^{-3}
82	viral	3.3×10^{-3}
83	stimul	3.3×10^{-3}
84	factor	3.2×10^{-3}
85	therapeut	3.2×10^{-3}
86	beta	3.2×10^{-3}
87	previous	3.2×10^{-3}
88	articl	3.1×10^{-3}
89	nucleotid	3.1×10^{-3}
90	phosphoryl	3.1×10^{-3}
91	cytokin	3.1×10^{-3}
92	mammalian	3.1×10^{-3}
93	unknown	3×10^{-3}
94	lineag	3×10^{-3}
95	conserv	3×10^{-3}
96	physiolog	3×10^{-3}
97	regulatori	3×10^{-3}
98	host	3×10^{-3}
99	like	3×10^{-3}
100	brain	2.9×10^{-3}

TABLE E.165. Music

No.	Word	RIG
1	music	5.1×10^{-1}
2	musician	9.8×10^{-2}
3	articl	5.5×10^{-2}
4	artist	4.7×10^{-2}
5	song	3.7×10^{-2}
6	listen	3.7×10^{-2}
7	centuri	3.4×10^{-2}
8	compos	3.3×10^{-2}
9	piano	3.2×10^{-2}
10	genr	3×10^{-2}
11	sound	2.8×10^{-2}
12	sing	2.7×10^{-2}
13	instrument	2.7×10^{-2}
14	creativ	2.7×10^{-2}
15	piec	2.4×10^{-2}
16	cultur	2.2×10^{-2}
17	melodi	2.2×10^{-2}
18	melod	2.1×10^{-2}
19	jazz	2.1×10^{-2}
20	opera	2.1×10^{-2}
21	style	2.1×10^{-2}
22	danc	2.1×10^{-2}
23	orchestra	2×10^{-2}
24	aesthet	2×10^{-2}
25	improvis	1.9×10^{-2}
26	explor	1.9×10^{-2}
27	vocal	1.8×10^{-2}
28	notat	1.8×10^{-2}
29	singer	1.7×10^{-2}
30	audienc	1.7×10^{-2}
31	work	1.7×10^{-2}
32	student	1.6×10^{-2}
33	musicolog	1.6×10^{-2}
34	teacher	1.5×10^{-2}
35	voic	1.5×10^{-2}
36	school	1.5×10^{-2}
37	tonal	1.5×10^{-2}
38	contemporari	1.4×10^{-2}
39	beethoven	1.4×10^{-2}
40	dancer	1.4×10^{-2}
41	practic	1.4×10^{-2}
42	art	1.4×10^{-2}
43	popular	1.4×10^{-2}
44	string	1.4×10^{-2}
45	argu	1.4×10^{-2}
46	symphoni	1.4×10^{-2}
47	educ	1.3×10^{-2}
48	particip	1.3×10^{-2}
49	text	1.3×10^{-2}
50	percept	1.3×10^{-2}

No.	Word	RIG
51	bach	1.3×10^{-2}
52	cell	1.2×10^{-2}
53	result	1.2×10^{-2}
54	stylist	1.2×10^{-2}
55	essay	1.2×10^{-2}
56	pitch	1.2×10^{-2}
57	timbr	1.2×10^{-2}
58	repertori	1.1×10^{-2}
59	patient	1.1×10^{-2}
60	lyric	1.1×10^{-2}
61	method	1.1×10^{-2}
62	choral	1.1×10^{-2}
63	idea	1.1×10^{-2}
64	sonata	1.1×10^{-2}
65	operat	1.1×10^{-2}
66	violin	1×10^{-2}
67	draw	1×10^{-2}
68	audio	1×10^{-2}
69	tradit	1×10^{-2}
70	engag	1×10^{-2}
71	emot	1×10^{-2}
72	teach	1×10^{-2}
73	discours	1×10^{-2}
74	scholar	1×10^{-2}
75	manuscript	1×10^{-2}
76	way	1×10^{-2}
77	theme	9.9×10^{-3}
78	histor	9.8×10^{-3}
79	quartet	9.8×10^{-3}
80	temperatur	9.7×10^{-3}
81	musicologist	9.6×10^{-3}
82	eighteenth	9.5×10^{-3}
83	narrat	9.5×10^{-3}
84	context	9.4×10^{-3}
85	creat	9.4×10^{-3}
86	increas	9.4×10^{-3}
87	musicianship	9.4×10^{-3}
88	gestur	9.3×10^{-3}
89	question	9.3×10^{-3}
90	profession	9.2×10^{-3}
91	excerpt	9.1×10^{-3}
92	career	9.1×10^{-3}
93	folk	9.1×10^{-3}
94	rhythmic	8.9×10^{-3}
95	twentieth	8.8×10^{-3}
96	rehears	8.8×10^{-3}
97	concert	8.7×10^{-3}
98	ratio	8.6×10^{-3}
99	electroacoust	8.6×10^{-3}
100	nineteenth	8.4×10^{-3}

TABLE E.166. Mycology

No.	Word	RIG
1	speci	1.2×10^{-1}
2	fungal	1.1×10^{-1}
3	fungi	1.1×10^{-1}
4	phylogenet	6.4×10^{-2}
5	fungus	6.2×10^{-2}
6	genus	4.9×10^{-2}
7	isol	4.7×10^{-2}
8	yeast	4.7×10^{-2}
9	sequenc	4.3×10^{-2}
10	conidia	4.2×10^{-2}
11	pathogen	4.1×10^{-2}
12	candida	3.9×10^{-2}
13	morpholog	3.9×10^{-2}
14	antifung	3.6×10^{-2}
15	spacer	3.6×10^{-2}
16	transcrib	3.6×10^{-2}
17	aspergillus	3.1×10^{-2}
18	lsu	3.1×10^{-2}
19	hypha	2.9×10^{-2}
20	strain	2.8×10^{-2}
21	albican	2.7×10^{-2}
22	clade	2.7×10^{-2}
23	spore	2.7×10^{-2}
24	gene	2.7×10^{-2}
25	rdna	2.6×10^{-2}
26	saccharomyc	2.6×10^{-2}
27	ascospor	2.6×10^{-2}
28	cerevisia	2.5×10^{-2}
29	basidiospor	2.5×10^{-2}
30	nov	2.5×10^{-2}
31	genera	2.4×10^{-2}
32	taxa	2.2×10^{-2}
33	infect	2.2×10^{-2}
34	host	2.1×10^{-2}
35	cultur	2.1×10^{-2}
36	rpb2	2.1×10^{-2}
37	describ	2×10^{-2}
38	septat	1.9×10^{-2}
39	paper	1.9×10^{-2}
40	lichen	1.9×10^{-2}
41	ribosom	1.9×10^{-2}
42	hyphal	1.8×10^{-2}
43	conidiophor	1.7×10^{-2}
44	molecular	1.7×10^{-2}
45	phylogeni	1.7×10^{-2}
46	virul	1.6×10^{-2}
47	plant	1.6×10^{-2}
48	ascomycet	1.6×10^{-2}
49	mushroom	1.6×10^{-2}
50	spp	1.6×10^{-2}

No.	Word	RIG
51	ectomycorrhiz	1.6×10^{-2}
52	amphotericin	1.6×10^{-2}
53	mycorrhiz	1.6×10^{-2}
54	mutant	1.5×10^{-2}
55	mycolog	1.5×10^{-2}
56	mycotoxin	1.5×10^{-2}
57	belong	1.4×10^{-2}
58	taxonom	1.4×10^{-2}
59	dna	1.4×10^{-2}
60	asexu	1.4×10^{-2}
61	endophyt	1.4×10^{-2}
62	conidi	1.4×10^{-2}
63	glabrata	1.4×10^{-2}
64	mycelia	1.4×10^{-2}
65	tubulin	1.3×10^{-2}
66	stipe	1.3×10^{-2}
67	fumigatus	1.3×10^{-2}
68	pileus	1.2×10^{-2}
69	subunit	1.2×10^{-2}
70	itraconazol	1.2×10^{-2}
71	candidiasi	1.2×10^{-2}
72	agar	1.2×10^{-2}
73	new	1.2×10^{-2}
74	fluconazol	1.2×10^{-2}
75	conidiogen	1.2×10^{-2}
76	growth	1.1×10^{-2}
77	fusarium	1.1×10^{-2}
78	measur	1.1×10^{-2}
79	cryptococcus	1.1×10^{-2}
80	method	1.1×10^{-2}
81	delet	1.1×10^{-2}
82	myceli	1.1×10^{-2}
83	simul	1.1×10^{-2}
84	anamorph	1.1×10^{-2}
85	aspergilloi	1.1×10^{-2}
86	arbuscular	1.1×10^{-2}
87	filament	1.1×10^{-2}
88	tefl	1.1×10^{-2}
89	basidiomycet	1×10^{-2}
90	sensu	1×10^{-2}
91	rot	1×10^{-2}
92	charact	1×10^{-2}
93	model	1×10^{-2}
94	basidiomata	1×10^{-2}
95	brown	9.8×10^{-3}
96	apothecia	9.7×10^{-3}
97	penicillium	9.6×10^{-3}
98	tree	9.6×10^{-3}
99	trichophyton	9.6×10^{-3}
100	collect	9.6×10^{-3}

TABLE E.167. Nanoscience and Nanotechnology

No.	Word	RIG
1	nanoparticl	5.2×10^{-2}
2	electron	4.2×10^{-2}
3	fabric	4.2×10^{-2}
4	surfac	3.9×10^{-2}
5	film	2.9×10^{-2}
6	devic	2.6×10^{-2}
7	nanostructur	2.5×10^{-2}
8	layer	2.2×10^{-2}
9	microscopi	2.2×10^{-2}
10	metal	2.2×10^{-2}
11	graphen	2.2×10^{-2}
12	properti	2.2×10^{-2}
13	conclus	2.1×10^{-2}
14	patient	2×10^{-2}
15	materi	1.9×10^{-2}
16	electrod	1.8×10^{-2}
17	substrat	1.8×10^{-2}
18	oxid	1.8×10^{-2}
19	spectroscopi	1.8×10^{-2}
20	structur	1.7×10^{-2}
21	nanotub	1.6×10^{-2}
22	nanowir	1.6×10^{-2}
23	prepar	1.6×10^{-2}
24	plasmon	1.6×10^{-2}
25	atom	1.5×10^{-2}
26	charg	1.5×10^{-2}
27	deposit	1.5×10^{-2}
28	data	1.4×10^{-2}
29	optic	1.4×10^{-2}
30	year	1.4×10^{-2}
31	synthes	1.4×10^{-2}
32	silicon	1.4×10^{-2}
33	thin	1.4×10^{-2}
34	coat	1.3×10^{-2}
35	temperatur	1.3×10^{-2}
36	gold	1.2×10^{-2}
37	size	1.2×10^{-2}
38	nanoscal	1.2×10^{-2}
39	nano	1.2×10^{-2}
40	electrochem	1.2×10^{-2}
41	polym	1.2×10^{-2}
42	applic	1.1×10^{-2}
43	diffract	1.1×10^{-2}
44	associ	1.1×10^{-2}
45	exhibit	1.1×10^{-2}
46	ray	1.1×10^{-2}
47	electr	1.1×10^{-2}
48	chemic	1.1×10^{-2}
49	object	1.1×10^{-2}
50	dope	1.1×10^{-2}

No.	Word	RIG
51	microfluid	1.1×10^{-2}
52	semiconductor	1.1×10^{-2}
53	enhanc	1.1×10^{-2}
54	high	1×10^{-2}
55	carbon	1×10^{-2}
56	background	1×10^{-2}
57	tio2	9.8×10^{-3}
58	assess	9.8×10^{-3}
59	risk	9.8×10^{-3}
60	particl	9.6×10^{-3}
61	selfassembl	9.6×10^{-3}
62	ion	9.2×10^{-3}
63	densiti	9×10^{-3}
64	nps	9×10^{-3}
65	energi	8.9×10^{-3}
66	scan	8.9×10^{-3}
67	quantum	8.9×10^{-3}
68	zno	8.9×10^{-3}
69	age	8.9×10^{-3}
70	raman	8.8×10^{-3}
71	nanomateri	8.8×10^{-3}
72	nanocryst	8.8×10^{-3}
73	etch	8.8×10^{-3}
74	adsorpt	8.7×10^{-3}
75	morpholog	8.6×10^{-3}
76	light	8.6×10^{-3}
77	absorpt	8.2×10^{-3}
78	molecul	8.2×10^{-3}
79	microstructur	8.1×10^{-3}
80	photoluminesc	8.1×10^{-3}
81	tem	8.1×10^{-3}
82	anneal	8.1×10^{-3}
83	poli	8×10^{-3}
84	thick	8×10^{-3}
85	interfac	7.9×10^{-3}
86	nanorod	7.9×10^{-3}
87	aim	7.9×10^{-3}
88	voltag	7.8×10^{-3}
89	identifi	7.7×10^{-3}
90	diamet	7.6×10^{-3}
91	transistor	7.6×10^{-3}
92	outcom	7.6×10^{-3}
93	particip	7.6×10^{-3}
94	nanocomposit	7.5×10^{-3}
95	monolay	7.4×10^{-3}
96	mesopor	7.4×10^{-3}
97	lithographi	7.4×10^{-3}
98	promis	7.3×10^{-3}
99	crystallin	7.2×10^{-3}
100	shell	7.1×10^{-3}

TABLE E.168. Neuroimaging

No.	Word	RIG
1	brain	1.8×10^{-1}
2	fmri	1.2×10^{-1}
3	imag	1.1×10^{-1}
4	cortex	1×10^{-1}
5	cortic	8×10^{-2}
6	frontal	5.7×10^{-2}
7	mri	5.3×10^{-2}
8	neuroimag	5.2×10^{-2}
9	pariet	4.8×10^{-2}
10	region	4.8×10^{-2}
11	voxel	4.8×10^{-2}
12	prefront	4.6×10^{-2}
13	healthi	4.6×10^{-2}
14	reson	4.5×10^{-2}
15	cerebr	4.4×10^{-2}
16	magnet	4.3×10^{-2}
17	neural	4.2×10^{-2}
18	gyrus	4.1×10^{-2}
19	patient	4.1×10^{-2}
20	anterior	4×10^{-2}
21	cingul	4×10^{-2}
22	cognit	3.9×10^{-2}
23	tempor	3.9×10^{-2}
24	task	3.7×10^{-2}
25	matter	3.6×10^{-2}
26	bold	3.5×10^{-2}
27	posterior	3.4×10^{-2}
28	left	3.4×10^{-2}
29	right	3.1×10^{-2}
30	function	3×10^{-2}
31	subject	2.9×10^{-2}
32	inferior	2.8×10^{-2}
33	intracrani	2.8×10^{-2}
34	rest	2.8×10^{-2}
35	connect	2.7×10^{-2}
36	correl	2.7×10^{-2}
37	bilater	2.6×10^{-2}
38	dti	2.6×10^{-2}
39	eeg	2.6×10^{-2}
40	occipit	2.5×10^{-2}
41	gray	2.5×10^{-2}
42	white	2.4×10^{-2}
43	subcort	2.3×10^{-2}
44	visual	2.2×10^{-2}
45	anatom	2.2×10^{-2}
46	motor	2.1×10^{-2}
47	aneurysm	2×10^{-2}
48	medial	2×10^{-2}
49	arteri	1.9×10^{-2}
50	thalamus	1.9×10^{-2}

No.	Word	RIG
51	endovascular	1.9×10^{-2}
52	dorsolater	1.9×10^{-2}
53	volum	1.9×10^{-2}
54	insula	1.8×10^{-2}
55	diffus	1.8×10^{-2}
56	meg	1.8×10^{-2}
57	abnorm	1.8×10^{-2}
58	hemispher	1.7×10^{-2}
59	lobe	1.7×10^{-2}
60	paper	1.7×10^{-2}
61	relat	1.7×10^{-2}
62	tensor	1.7×10^{-2}
63	network	1.6×10^{-2}
64	disord	1.6×10^{-2}
65	purpos	1.6×10^{-2}
66	amygdala	1.5×10^{-2}
67	stimuli	1.5×10^{-2}
68	stimulus	1.5×10^{-2}
69	clinic	1.5×10^{-2}
70	fronto	1.5×10^{-2}
71	ventral	1.5×10^{-2}
72	tractographi	1.5×10^{-2}
73	anisotropi	1.5×10^{-2}
74	underw	1.5×10^{-2}
75	embol	1.5×10^{-2}
76	spatial	1.4×10^{-2}
77	find	1.4×10^{-2}
78	area	1.4×10^{-2}
79	angiograph	1.4×10^{-2}
80	morphometri	1.4×10^{-2}
81	associ	1.4×10^{-2}
82	putamen	1.4×10^{-2}
83	ica	1.3×10^{-2}
84	deficit	1.3×10^{-2}
85	age	1.3×10^{-2}
86	auditori	1.3×10^{-2}
87	cerebellum	1.3×10^{-2}
88	default	1.3×10^{-2}
89	activ	1.3×10^{-2}
90	stroke	1.3×10^{-2}
91	background	1.3×10^{-2}
92	caudat	1.2×10^{-2}
93	precuneus	1.2×10^{-2}
94	sensorimotor	1.2×10^{-2}
95	superior	1.2×10^{-2}
96	hippocampus	1.2×10^{-2}
97	map	1.2×10^{-2}
98	occlus	1.2×10^{-2}
99	recan	1.2×10^{-2}
100	callosum	1.2×10^{-2}

TABLE E.169. Neurosciences

No.	Word	RIG
1	brain	1.5×10^{-1}
2	neuron	1.1×10^{-1}
3	cortex	8.4×10^{-2}
4	cortic	5.2×10^{-2}
5	rat	4.8×10^{-2}
6	cognit	4.4×10^{-2}
7	neural	4×10^{-2}
8	suggest	3.8×10^{-2}
9	hippocampus	3.7×10^{-2}
10	synapt	3.4×10^{-2}
11	motor	3.4×10^{-2}
12	impair	3.3×10^{-2}
13	receptor	3.2×10^{-2}
14	hippocamp	3.2×10^{-2}
15	disord	3.1×10^{-2}
16	prefront	3.1×10^{-2}
17	activ	3×10^{-2}
18	deficit	3×10^{-2}
19	alzheim	2.9×10^{-2}
20	paper	2.9×10^{-2}
21	task	2.8×10^{-2}
22	cerebr	2.7×10^{-2}
23	memori	2.6×10^{-2}
24	stimuli	2.5×10^{-2}
25	mice	2.4×10^{-2}
26	healthi	2.4×10^{-2}
27	evok	2.3×10^{-2}
28	fmri	2.3×10^{-2}
29	frontal	2.3×10^{-2}
30	stimulus	2.3×10^{-2}
31	induc	2.2×10^{-2}
32	function	2.1×10^{-2}
33	associ	2.1×10^{-2}
34	sensori	2.1×10^{-2}
35	gyrus	2×10^{-2}
36	may	2×10^{-2}
37	stimul	2×10^{-2}
38	whether	2×10^{-2}
39	diseas	1.9×10^{-2}
40	alter	1.9×10^{-2}
41	axon	1.9×10^{-2}
42	respons	1.9×10^{-2}
43	parkinson	1.8×10^{-2}
44	nervous	1.8×10^{-2}
45	dorsal	1.7×10^{-2}
46	anim	1.7×10^{-2}
47	nucleus	1.7×10^{-2}
48	express	1.7×10^{-2}
49	subject	1.7×10^{-2}
50	medial	1.7×10^{-2}

No.	Word	RIG
51	dopamin	1.7×10^{-2}
52	pariet	1.7×10^{-2}
53	neurolog	1.7×10^{-2}
54	neuroprotect	1.6×10^{-2}
55	excitatori	1.6×10^{-2}
56	adult	1.6×10^{-2}
57	auditori	1.6×10^{-2}
58	patient	1.6×10^{-2}
59	amygdala	1.6×10^{-2}
60	role	1.6×10^{-2}
61	neurodegen	1.5×10^{-2}
62	tempor	1.5×10^{-2}
63	striatum	1.5×10^{-2}
64	nerv	1.5×10^{-2}
65	behavior	1.5×10^{-2}
66	synaps	1.5×10^{-2}
67	spinal	1.5×10^{-2}
68	cingul	1.5×10^{-2}
69	ventral	1.5×10^{-2}
70	modul	1.4×10^{-2}
71	control	1.4×10^{-2}
72	eeg	1.4×10^{-2}
73	antagonist	1.4×10^{-2}
74	mediat	1.4×10^{-2}
75	astrocyt	1.4×10^{-2}
76	find	1.4×10^{-2}
77	sclerosi	1.4×10^{-2}
78	neuroimag	1.4×10^{-2}
79	glutam	1.3×10^{-2}
80	particip	1.3×10^{-2}
81	stroke	1.3×10^{-2}
82	involv	1.3×10^{-2}
83	electrophysiolog	1.3×10^{-2}
84	temperatur	1.3×10^{-2}
85	later	1.3×10^{-2}
86	injuri	1.3×10^{-2}
87	visual	1.3×10^{-2}
88	mous	1.3×10^{-2}
89	signific	1.3×10^{-2}
90	dopaminerg	1.3×10^{-2}
91	studi	1.3×10^{-2}
92	onset	1.2×10^{-2}
93	depress	1.2×10^{-2}
94	amyloid	1.2×10^{-2}
95	anterior	1.2×10^{-2}
96	gaba	1.2×10^{-2}
97	evid	1.2×10^{-2}
98	maze	1.2×10^{-2}
99	dysfunct	1.2×10^{-2}
100	increas	1.2×10^{-2}

TABLE E.170. Nuclear Science and Technology

No.	Word	RIG
1	reactor	1.1×10^{-1}
2	nuclear	7.1×10^{-2}
3	neutron	7.1×10^{-2}
4	detector	4.4×10^{-2}
5	irradi	4.3×10^{-2}
6	fuel	3.3×10^{-2}
7	radiat	3.3×10^{-2}
8	coolant	3.3×10^{-2}
9	accid	3.1×10^{-2}
10	code	3×10^{-2}
11	mev	2.9×10^{-2}
12	radioact	2.7×10^{-2}
13	gamma	2.4×10^{-2}
14	cool	2.3×10^{-2}
15	scintil	2.2×10^{-2}
16	uranium	2.1×10^{-2}
17	energi	2.1×10^{-2}
18	mont	2.1×10^{-2}
19	carlo	2×10^{-2}
20	pwr	2×10^{-2}
21	beam	2×10^{-2}
22	fission	2×10^{-2}
23	dose	1.8×10^{-2}
24	thermal	1.7×10^{-2}
25	radionuclid	1.7×10^{-2}
26	calcul	1.6×10^{-2}
27	heat	1.6×10^{-2}
28	safeti	1.6×10^{-2}
29	kev	1.6×10^{-2}
30	ray	1.5×10^{-2}
31	facil	1.3×10^{-2}
32	power	1.3×10^{-2}
33	fluenc	1.3×10^{-2}
34	temperatur	1.3×10^{-2}
35	conclus	1.2×10^{-2}
36	core	1.2×10^{-2}
37	hydraul	1.2×10^{-2}
38	fukushima	1.2×10^{-2}
39	npp	1.2×10^{-2}
40	dosimetri	1.1×10^{-2}
41	simul	1.1×10^{-2}
42	steam	1.1×10^{-2}
43	clad	1.1×10^{-2}
44	blanket	1×10^{-2}
45	helium	1×10^{-2}
46	patient	1×10^{-2}
47	ion	9.9×10^{-3}
48	materi	9.6×10^{-3}
49	tritium	9.5×10^{-3}
50	burnup	9.4×10^{-3}

No.	Word	RIG
51	flux	9.1×10^{-3}
52	plant	8.9×10^{-3}
53	diseas	8.9×10^{-3}
54	rod	8.7×10^{-3}
55	water	8.6×10^{-3}
56	plutonium	8.5×10^{-3}
57	oper	8.5×10^{-3}
58	mcnp	8.2×10^{-3}
59	dosimet	8.2×10^{-3}
60	radon	8.2×10^{-3}
61	co60	8.2×10^{-3}
62	protein	8×10^{-3}
63	photon	8×10^{-3}
64	mcnpx	8×10^{-3}
65	actinid	7.9×10^{-3}
66	experiment	7.8×10^{-3}
67	tokamak	7.8×10^{-3}
68	measur	7.7×10^{-3}
69	uo2	7.7×10^{-3}
70	shield	7.6×10^{-3}
71	tube	7.6×10^{-3}
72	gene	7.6×10^{-3}
73	loca	7.6×10^{-3}
74	particl	7.5×10^{-3}
75	pebble	7.4×10^{-3}
76	relap5	7.3×10^{-3}
77	associ	7.2×10^{-3}
78	acceler	7.2×10^{-3}
79	nuclid	7.1×10^{-3}
80	bwr	7×10^{-3}
81	photomultipli	7×10^{-3}
82	proton	7×10^{-3}
83	boil	7×10^{-3}
84	express	6.9×10^{-3}
85	fast	6.9×10^{-3}
86	find	6.9×10^{-3}
87	pressur	6.8×10^{-3}
88	readout	6.7×10^{-3}
89	phantom	6.6×10^{-3}
90	gas	6.5×10^{-3}
91	thermoluminesc	6.5×10^{-3}
92	kgi	6.4×10^{-3}
93	suggest	6.1×10^{-3}
94	fusion	6.1×10^{-3}
95	steel	6.1×10^{-3}
96	pipe	6.1×10^{-3}
97	sourc	6×10^{-3}
98	decay	5.9×10^{-3}
99	flow	5.9×10^{-3}
100	hpge	5.9×10^{-3}

TABLE E.171. Nursing

No.	Word	RIG
1	nurs	3.5×10^{-1}
2	care	1.5×10^{-1}
3	health	9.1×10^{-2}
4	educ	6.4×10^{-2}
5	practic	6.1×10^{-2}
6	particip	5.6×10^{-2}
7	interview	5.5×10^{-2}
8	hospit	5.1×10^{-2}
9	profession	4.9×10^{-2}
10	patient	4.9×10^{-2}
11	conclus	4.6×10^{-2}
12	intervent	4.3×10^{-2}
13	theme	3.8×10^{-2}
14	qualit	3.5×10^{-2}
15	clinic	3.3×10^{-2}
16	descript	3.2×10^{-2}
17	staff	3.2×10^{-2}
18	need	3.2×10^{-2}
19	purpos	3×10^{-2}
20	healthcar	3×10^{-2}
21	background	3×10^{-2}
22	questionnair	2.7×10^{-2}
23	support	2.6×10^{-2}
24	object	2.4×10^{-2}
25	student	2.4×10^{-2}
26	medic	2.4×10^{-2}
27	women	2.2×10^{-2}
28	semistructur	2.1×10^{-2}
29	aim	2.1×10^{-2}
30	percept	2.1×10^{-2}
31	explor	2×10^{-2}
32	research	2×10^{-2}
33	design	1.9×10^{-2}
34	skill	1.9×10^{-2}
35	ill	1.9×10^{-2}
36	outcom	1.8×10^{-2}
37	knowledg	1.8×10^{-2}
38	implic	1.8×10^{-2}
39	survey	1.8×10^{-2}
40	team	1.7×10^{-2}
41	manag	1.7×10^{-2}
42	perceiv	1.7×10^{-2}
43	mental	1.7×10^{-2}
44	life	1.6×10^{-2}
45	unit	1.6×10^{-2}
46	studi	1.6×10^{-2}
47	experienc	1.5×10^{-2}
48	famili	1.5×10^{-2}
49	midwiv	1.5×10^{-2}
50	find	1.5×10^{-2}

No.	Word	RIG
51	method	1.4×10^{-2}
52	qualiti	1.4×10^{-2}
53	satisfact	1.4×10^{-2}
54	person	1.4×10^{-2}
55	caregiv	1.4×10^{-2}
56	score	1.4×10^{-2}
57	experi	1.3×10^{-2}
58	propos	1.3×10^{-2}
59	themat	1.3×10^{-2}
60	midwiferi	1.3×10^{-2}
61	practition	1.3×10^{-2}
62	cell	1.3×10^{-2}
63	home	1.3×10^{-2}
64	program	1.3×10^{-2}
65	collect	1.3×10^{-2}
66	show	1.2×10^{-2}
67	provid	1.2×10^{-2}
68	identifi	1.2×10^{-2}
69	symptom	1.2×10^{-2}
70	recommend	1.2×10^{-2}
71	feel	1.2×10^{-2}
72	articl	1.2×10^{-2}
73	recruit	1.1×10^{-2}
74	section	1.1×10^{-2}
75	emot	1.1×10^{-2}
76	pain	1.1×10^{-2}
77	paper	1.1×10^{-2}
78	teach	1.1×10^{-2}
79	baccalaur	1.1×10^{-2}
80	temperatur	1.1×10^{-2}
81	profess	1.1×10^{-2}
82	attitud	1.1×10^{-2}
83	older	1.1×10^{-2}
84	learn	1×10^{-2}
85	surfac	1×10^{-2}
86	mother	1×10^{-2}
87	ward	1×10^{-2}
88	social	1×10^{-2}
89	depress	9.9×10^{-3}
90	compet	9.9×10^{-3}
91	understand	9.6×10^{-3}
92	distress	9.5×10^{-3}
93	paramet	9.5×10^{-3}
94	focus	9.3×10^{-3}
95	servic	9.2×10^{-3}
96	infant	9.2×10^{-3}
97	live	9.2×10^{-3}
98	psycholog	9.1×10^{-3}
99	assess	9.1×10^{-3}
100	conduct	9×10^{-3}

TABLE E.172. Nutrition and Dietetics

No.	Word	RIG	No.	Word	RIG
1	intak	1×10^{-1}	51	signific	1.6×10^{-2}
2	dietari	1×10^{-1}	52	index	1.6×10^{-2}
3	food	9.4×10^{-2}	53	waist	1.6×10^{-2}
4	diet	8.5×10^{-2}	54	circumfer	1.6×10^{-2}
5	nutrit	8×10^{-2}	55	status	1.5×10^{-2}
6	obes	6.3×10^{-2}	56	aim	1.5×10^{-2}
7	fat	6×10^{-2}	57	triglycerid	1.5×10^{-2}
8	conclus	4.5×10^{-2}	58	increas	1.5×10^{-2}
9	bmi	3.8×10^{-2}	59	day	1.4×10^{-2}
10	age	3.8×10^{-2}	60	milk	1.4×10^{-2}
11	weight	3.5×10^{-2}	61	beverag	1.4×10^{-2}
12	bodi	3.5×10^{-2}	62	baselin	1.3×10^{-2}
13	eat	3.5×10^{-2}	63	carbohydr	1.3×10^{-2}
14	supplement	3.3×10^{-2}	64	questionnair	1.3×10^{-2}
15	object	3.3×10^{-2}	65	men	1.3×10^{-2}
16	fatti	3.2×10^{-2}	66	year	1.3×10^{-2}
17	overweight	3.1×10^{-2}	67	adult	1.3×10^{-2}
18	vitamin	2.7×10^{-2}	68	nutrient	1.3×10^{-2}
19	consumpt	2.6×10^{-2}	69	lifestyl	1.3×10^{-2}
20	lipid	2.6×10^{-2}	70	propos	1.3×10^{-2}
21	metabol	2.5×10^{-2}	71	blood	1.3×10^{-2}
22	health	2.5×10^{-2}	72	higher	1.3×10^{-2}
23	consum	2.4×10^{-2}	73	veget	1.3×10^{-2}
24	acid	2.3×10^{-2}	74	lower	1.3×10^{-2}
25	women	2.3×10^{-2}	75	protein	1.2×10^{-2}
26	particip	2.3×10^{-2}	76	micronutri	1.2×10^{-2}
27	associ	2.2×10^{-2}	77	diabet	1.2×10^{-2}
28	meal	2.2×10^{-2}	78	regress	1.2×10^{-2}
29	healthi	2.2×10^{-2}	79	snack	1.1×10^{-2}
30	paper	2.1×10^{-2}	80	sugar	1.1×10^{-2}
31	children	2.1×10^{-2}	81	level	1.1×10^{-2}
32	total	2.1×10^{-2}	82	adjust	1.1×10^{-2}
33	cholesterol	2×10^{-2}	83	random	1.1×10^{-2}
34	glucos	2×10^{-2}	84	simul	1.1×10^{-2}
35	week	2×10^{-2}	85	malnutrit	1.1×10^{-2}
36	studi	2×10^{-2}	86	cardiovascular	1.1×10^{-2}
37	insulin	2×10^{-2}	87	plasma	1×10^{-2}
38	assess	2×10^{-2}	88	content	1×10^{-2}
39	fruit	1.9×10^{-2}	89	lipoprotein	1×10^{-2}
40	antioxid	1.9×10^{-2}	90	trial	1×10^{-2}
41	adipos	1.8×10^{-2}	91	polyunsatur	1×10^{-2}
42	risk	1.8×10^{-2}	92	calori	9.9×10^{-3}
43	subject	1.7×10^{-2}	93	concentr	9.9×10^{-3}
44	serum	1.7×10^{-2}	94	breakfast	9.9×10^{-3}
45	group	1.7×10^{-2}	95	hdl	9.6×10^{-3}
46	intervent	1.7×10^{-2}	96	ffq	9.6×10^{-3}
47	background	1.7×10^{-2}	97	infant	9.4×10^{-3}
48	fed	1.6×10^{-2}	98	effect	9.2×10^{-3}
49	anthropometr	1.6×10^{-2}	99	decreas	8.9×10^{-3}
50	mass	1.6×10^{-2}	100	daili	8.9×10^{-3}

TABLE E.173. Obstetrics and Gynecology

No.	Word	RIG
1	women	2.1×10^{-1}
2	pregnanc	1.6×10^{-1}
3	conclus	1.3×10^{-1}
4	gestat	1×10^{-1}
5	object	8.9×10^{-2}
6	matern	7.9×10^{-2}
7	birth	7.3×10^{-2}
8	outcom	5.9×10^{-2}
9	fetal	5.9×10^{-2}
10	vagin	4.8×10^{-2}
11	obstetr	4.8×10^{-2}
12	ovarian	4.7×10^{-2}
13	uterin	4.7×10^{-2}
14	pregnant	4.6×10^{-2}
15	patient	4.5×10^{-2}
16	deliveri	4.4×10^{-2}
17	age	4.3×10^{-2}
18	preterm	4.2×10^{-2}
19	neonat	4.2×10^{-2}
20	risk	3.9×10^{-2}
21	week	3.7×10^{-2}
22	singleton	3.7×10^{-2}
23	gynecolog	3.5×10^{-2}
24	retrospect	3.4×10^{-2}
25	cesarean	3.4×10^{-2}
26	pelvic	3.2×10^{-2}
27	endometri	3.1×10^{-2}
28	trimest	3×10^{-2}
29	infant	3×10^{-2}
30	preeclampsia	3×10^{-2}
31	cohort	3×10^{-2}
32	hospit	2.9×10^{-2}
33	hysterectomi	2.9×10^{-2}
34	paper	2.9×10^{-2}
35	clinic	2.8×10^{-2}
36	fetus	2.8×10^{-2}
37	placent	2.7×10^{-2}
38	intrauterin	2.6×10^{-2}
39	infertil	2.6×10^{-2}
40	associ	2.6×10^{-2}
41	ivf	2.5×10^{-2}
42	group	2.5×10^{-2}
43	postpartum	2.4×10^{-2}
44	studi	2.4×10^{-2}
45	perinat	2.3×10^{-2}
46	prospect	2.3×10^{-2}
47	result	2.3×10^{-2}
48	cervic	2.2×10^{-2}
49	fertil	2.2×10^{-2}
50	signific	2.1×10^{-2}

No.	Word	RIG
51	mother	2.1×10^{-2}
52	reproduct	2.1×10^{-2}
53	prenat	2×10^{-2}
54	placenta	1.9×10^{-2}
55	intervent	1.9×10^{-2}
56	woman	1.9×10^{-2}
57	method	1.9×10^{-2}
58	ultrasound	1.9×10^{-2}
59	care	1.9×10^{-2}
60	contracept	1.9×10^{-2}
61	underw	1.9×10^{-2}
62	hormon	1.8×10^{-2}
63	year	1.8×10^{-2}
64	complic	1.8×10^{-2}
65	antenat	1.8×10^{-2}
66	interv	1.7×10^{-2}
67	endometriosi	1.7×10^{-2}
68	surgeri	1.6×10^{-2}
69	confid	1.6×10^{-2}
70	propos	1.6×10^{-2}
71	ovari	1.6×10^{-2}
72	odd	1.5×10^{-2}
73	prolaps	1.5×10^{-2}
74	cancer	1.5×10^{-2}
75	oocyt	1.5×10^{-2}
76	diagnosi	1.5×10^{-2}
77	regress	1.4×10^{-2}
78	assess	1.4×10^{-2}
79	diagnos	1.4×10^{-2}
80	newborn	1.4×10^{-2}
81	medic	1.4×10^{-2}
82	postmenopaus	1.4×10^{-2}
83	logist	1.4×10^{-2}
84	compar	1.4×10^{-2}
85	health	1.4×10^{-2}
86	month	1.4×10^{-2}
87	menopaus	1.3×10^{-2}
88	surgic	1.3×10^{-2}
89	embryo	1.3×10^{-2}
90	nullipar	1.3×10^{-2}
91	menstrual	1.3×10^{-2}
92	median	1.3×10^{-2}
93	includ	1.3×10^{-2}
94	chorion	1.3×10^{-2}
95	simul	1.3×10^{-2}
96	abnorm	1.2×10^{-2}
97	obstetrician	1.2×10^{-2}
98	case	1.2×10^{-2}
99	design	1.2×10^{-2}
100	syndrom	1.2×10^{-2}

TABLE E.174. Oceanography

No.	Word	RIG
1	sea	1.5×10^{-1}
2	ocean	1.1×10^{-1}
3	coastal	6.7×10^{-2}
4	water	6.3×10^{-2}
5	marin	5.5×10^{-2}
6	sediment	4.3×10^{-2}
7	coast	4.3×10^{-2}
8	depth	3.8×10^{-2}
9	atlant	3.4×10^{-2}
10	phytoplankton	3.3×10^{-2}
11	season	3.3×10^{-2}
12	shelf	3.2×10^{-2}
13	offshor	3.1×10^{-2}
14	summer	2.9×10^{-2}
15	bay	2.8×10^{-2}
16	fish	2.8×10^{-2}
17	bottom	2.6×10^{-2}
18	salin	2.5×10^{-2}
19	north	2.5×10^{-2}
20	tidal	2.5×10^{-2}
21	wind	2.5×10^{-2}
22	pacif	2.4×10^{-2}
23	ecosystem	2.3×10^{-2}
24	fisheri	2.3×10^{-2}
25	underwat	2.3×10^{-2}
26	southern	2.3×10^{-2}
27	benthic	2.2×10^{-2}
28	estuari	2.2×10^{-2}
29	abund	2.2×10^{-2}
30	tide	2.1×10^{-2}
31	shallow	2.1×10^{-2}
32	gulf	2.1×10^{-2}
33	winter	2×10^{-2}
34	speci	2×10^{-2}
35	wave	1.9×10^{-2}
36	deep	1.9×10^{-2}
37	patient	1.9×10^{-2}
38	south	1.9×10^{-2}
39	chlorophyl	1.9×10^{-2}
40	surfac	1.9×10^{-2}
41	vertic	1.9×10^{-2}
42	eddi	1.8×10^{-2}
43	spatial	1.8×10^{-2}
44	upwel	1.8×10^{-2}
45	oceanograph	1.8×10^{-2}
46	river	1.7×10^{-2}
47	spring	1.7×10^{-2}
48	bloom	1.7×10^{-2}
49	along	1.7×10^{-2}
50	northern	1.7×10^{-2}

No.	Word	RIG
51	domin	1.7×10^{-2}
52	area	1.6×10^{-2}
53	basin	1.6×10^{-2}
54	continent	1.6×10^{-2}
55	conclus	1.5×10^{-2}
56	variabl	1.5×10^{-2}
57	region	1.5×10^{-2}
58	interannu	1.5×10^{-2}
59	pelag	1.5×10^{-2}
60	reef	1.5×10^{-2}
61	estuarin	1.5×10^{-2}
62	habitat	1.5×10^{-2}
63	zooplankton	1.5×10^{-2}
64	eastern	1.4×10^{-2}
65	east	1.4×10^{-2}
66	strait	1.4×10^{-2}
67	circul	1.4×10^{-2}
68	ice	1.4×10^{-2}
69	climat	1.4×10^{-2}
70	plankton	1.4×10^{-2}
71	trophic	1.4×10^{-2}
72	nutrient	1.4×10^{-2}
73	satellit	1.4×10^{-2}
74	shore	1.4×10^{-2}
75	dure	1.3×10^{-2}
76	period	1.3×10^{-2}
77	zone	1.3×10^{-2}
78	advect	1.3×10^{-2}
79	flux	1.3×10^{-2}
80	dissolv	1.3×10^{-2}
81	island	1.3×10^{-2}
82	coral	1.3×10^{-2}
83	warm	1.3×10^{-2}
84	moor	1.2×10^{-2}
85	slope	1.2×10^{-2}
86	arctic	1.2×10^{-2}
87	freshwat	1.2×10^{-2}
88	seawat	1.2×10^{-2}
89	hydrodynam	1.2×10^{-2}
90	biomass	1.2×10^{-2}
91	submarin	1.2×10^{-2}
92	variat	1.2×10^{-2}
93	seafloor	1.2×10^{-2}
94	observ	1.2×10^{-2}
95	copepod	1.2×10^{-2}
96	clinic	1.2×10^{-2}
97	station	1.2×10^{-2}
98	mediterranean	1.1×10^{-2}
99	ecolog	1.1×10^{-2}
100	atmosph	1.1×10^{-2}

TABLE E.175. Oncology

No.	Word	RIG
1	cancer	3.2×10^{-1}
2	tumor	1.9×10^{-1}
3	patient	1.4×10^{-1}
4	surviv	1×10^{-1}
5	cell	1×10^{-1}
6	carcinoma	8×10^{-2}
7	chemotherapi	7.2×10^{-2}
8	breast	7.1×10^{-2}
9	express	6.6×10^{-2}
10	treatment	6.4×10^{-2}
11	conclus	5.8×10^{-2}
12	metastasi	5.8×10^{-2}
13	therapi	5.8×10^{-2}
14	prognost	5.2×10^{-2}
15	malign	5.2×10^{-2}
16	clinic	4.9×10^{-2}
17	metastat	4.7×10^{-2}
18	progress	4.4×10^{-2}
19	prognosi	4.4×10^{-2}
20	associ	4.2×10^{-2}
21	invas	4×10^{-2}
22	paper	4×10^{-2}
23	median	4×10^{-2}
24	lung	3.7×10^{-2}
25	prolifer	3.7×10^{-2}
26	overall	3.5×10^{-2}
27	inhibit	3.4×10^{-2}
28	treat	3.3×10^{-2}
29	signific	3.3×10^{-2}
30	apoptosi	3.3×10^{-2}
31	radiotherapi	3.2×10^{-2}
32	diseas	3.1×10^{-2}
33	overexpress	3.1×10^{-2}
34	therapeut	3×10^{-2}
35	target	3×10^{-2}
36	tissu	3×10^{-2}
37	grade	3×10^{-2}
38	lymph	2.9×10^{-2}
39	background	2.9×10^{-2}
40	recurr	2.9×10^{-2}
41	colorect	2.8×10^{-2}
42	inhibitor	2.8×10^{-2}
43	gene	2.8×10^{-2}
44	metastas	2.7×10^{-2}
45	protein	2.6×10^{-2}
46	line	2.5×10^{-2}
47	xenograft	2.4×10^{-2}
48	stage	2.4×10^{-2}
49	factor	2.4×10^{-2}
50	receptor	2.4×10^{-2}

No.	Word	RIG
51	nonsmal	2.3×10^{-2}
52	multivari	2.3×10^{-2}
53	prostat	2.3×10^{-2}
54	squamous	2.3×10^{-2}
55	risk	2.3×10^{-2}
56	clinicopatholog	2.3×10^{-2}
57	immunohistochemistri	2.3×10^{-2}
58	kinas	2.2×10^{-2}
59	growth	2.2×10^{-2}
60	dose	2.2×10^{-2}
61	adenocarcinoma	2.2×10^{-2}
62	pathway	2.2×10^{-2}
63	resect	2.1×10^{-2}
64	oncolog	2.1×10^{-2}
65	nsclc	2.1×10^{-2}
66	studi	2×10^{-2}
67	month	2×10^{-2}
68	downregul	2×10^{-2}
69	primari	1.9×10^{-2}
70	oncogen	1.9×10^{-2}
71	diagnosi	1.9×10^{-2}
72	adjuv	1.9×10^{-2}
73	histolog	1.9×10^{-2}
74	may	1.9×10^{-2}
75	leukemia	1.8×10^{-2}
76	pfs	1.8×10^{-2}
77	propos	1.8×10^{-2}
78	upregul	1.8×10^{-2}
79	human	1.8×10^{-2}
80	receiv	1.8×10^{-2}
81	cox	1.8×10^{-2}
82	antitumor	1.7×10^{-2}
83	poor	1.7×10^{-2}
84	regul	1.7×10^{-2}
85	assay	1.7×10^{-2}
86	blot	1.7×10^{-2}
87	biomark	1.7×10^{-2}
88	structur	1.6×10^{-2}
89	outcom	1.6×10^{-2}
90	marker	1.6×10^{-2}
91	vitro	1.6×10^{-2}
92	diagnos	1.6×10^{-2}
93	suppressor	1.6×10^{-2}
94	status	1.6×10^{-2}
95	retrospect	1.6×10^{-2}
96	tumour	1.6×10^{-2}
97	year	1.6×10^{-2}
98	epitheli	1.6×10^{-2}
99	vivo	1.5×10^{-2}
100	lymphoma	1.5×10^{-2}

TABLE E.176. Operations Research and Management Science

No.	Word	RIG
1	problem	6.4×10^{-2}
2	paper	5×10^{-2}
3	optim	3.7×10^{-2}
4	propos	3.1×10^{-2}
5	algorithm	3×10^{-2}
6	solv	2.8×10^{-2}
7	decis	2.6×10^{-2}
8	heurist	2.1×10^{-2}
9	cost	1.9×10^{-2}
10	model	1.9×10^{-2}
11	integ	1.7×10^{-2}
12	custom	1.6×10^{-2}
13	constraint	1.5×10^{-2}
14	conclus	1.5×10^{-2}
15	schedul	1.5×10^{-2}
16	cell	1.4×10^{-2}
17	solut	1.4×10^{-2}
18	demand	1.4×10^{-2}
19	instanc	1.4×10^{-2}
20	price	1.4×10^{-2}
21	patient	1.3×10^{-2}
22	compani	1.3×10^{-2}
23	suppli	1.3×10^{-2}
24	manufactur	1.3×10^{-2}
25	program	1.2×10^{-2}
26	stochast	1.2×10^{-2}
27	supplier	1.2×10^{-2}
28	profit	1.2×10^{-2}
29	comput	1.2×10^{-2}
30	exampl	1.2×10^{-2}
31	market	1.2×10^{-2}
32	consid	1.1×10^{-2}
33	formul	1.1×10^{-2}
34	approach	1.1×10^{-2}
35	manag	1.1×10^{-2}
36	set	1.1×10^{-2}
37	inventori	1.1×10^{-2}
38	firm	1×10^{-2}
39	illustr	1×10^{-2}
40	treatment	1×10^{-2}
41	protein	1×10^{-2}
42	minim	1×10^{-2}
43	numer	9.8×10^{-3}
44	enterpris	9.6×10^{-3}
45	retail	9.4×10^{-3}
46	clinic	8.8×10^{-3}
47	diseas	8.7×10^{-3}
48	acid	8.5×10^{-3}
49	industri	8.5×10^{-3}
50	plan	8.4×10^{-3}

No.	Word	RIG
51	temperatur	8.3×10^{-3}
52	concentr	8.2×10^{-3}
53	base	8×10^{-3}
54	background	7.7×10^{-3}
55	convex	7.5×10^{-3}
56	polic	7.4×10^{-3}
57	speci	7.4×10^{-3}
58	observ	7.3×10^{-3}
59	make	7.2×10^{-3}
60	gene	7.2×10^{-3}
61	search	7.2×10^{-3}
62	uncertaini	7.2×10^{-3}
63	oper	7.1×10^{-3}
64	surfac	7×10^{-3}
65	bound	6.9×10^{-3}
66	servic	6.8×10^{-3}
67	oxid	6.8×10^{-3}
68	report	6.8×10^{-3}
69	competit	6.7×10^{-3}
70	multiobject	6.7×10^{-3}
71	age	6.6×10^{-3}
72	literatur	6.6×10^{-3}
73	molecular	6.5×10^{-3}
74	busi	6.4×10^{-3}
75	induc	6.3×10^{-3}
76	found	6.3×10^{-3}
77	introduc	6.3×10^{-3}
78	activ	6.2×10^{-3}
79	product	6.2×10^{-3}
80	signific	6.1×10^{-3}
81	real	6.1×10^{-3}
82	chain	6.1×10^{-3}
83	reaction	6×10^{-3}
84	group	5.9×10^{-3}
85	network	5.9×10^{-3}
86	makespan	5.9×10^{-3}
87	given	5.8×10^{-3}
88	job	5.8×10^{-3}
89	system	5.7×10^{-3}
90	queue	5.6×10^{-3}
91	machin	5.6×10^{-3}
92	inhibit	5.5×10^{-3}
93	order	5.4×10^{-3}
94	tissu	5.4×10^{-3}
95	fuzzi	5.4×10^{-3}
96	ray	5.4×10^{-3}
97	high	5.3×10^{-3}
98	converg	5.3×10^{-3}
99	decreas	5.3×10^{-3}
100	water	5.2×10^{-3}

TABLE E.177. Ophthalmology

No.	Word	RIG
1	eye	3.3×10^{-1}
2	retin	1.7×10^{-1}
3	purpos	1.6×10^{-1}
4	acuiti	1.5×10^{-1}
5	conclus	1.5×10^{-1}
6	corneal	1.3×10^{-1}
7	macular	1.2×10^{-1}
8	visual	1.1×10^{-1}
9	ocular	1.1×10^{-1}
10	intraocular	1×10^{-1}
11	patient	8.6×10^{-2}
12	glaucoma	7.9×10^{-2}
13	method	6.4×10^{-2}
14	oct	6×10^{-2}
15	cataract	5.9×10^{-2}
16	coher	5.6×10^{-2}
17	retina	5.4×10^{-2}
18	tomographi	5.1×10^{-2}
19	cornea	4.9×10^{-2}
20	choroid	4.8×10^{-2}
21	intravitr	4.7×10^{-2}
22	optic	4.2×10^{-2}
23	iop	4.1×10^{-2}
24	len	4.1×10^{-2}
25	month	4×10^{-2}
26	vision	4×10^{-2}
27	surgeri	3.9×10^{-2}
28	age	3.8×10^{-2}
29	result	3.8×10^{-2}
30	fundus	3.7×10^{-2}
31	anterior	3.7×10^{-2}
32	retinopathi	3.7×10^{-2}
33	diopter	3.5×10^{-2}
34	retrospect	3.5×10^{-2}
35	logmar	3.5×10^{-2}
36	ophthalmolog	3.4×10^{-2}
37	postop	3.3×10^{-2}
38	vitrectomi	3.3×10^{-2}
39	mean	3.2×10^{-2}
40	neovascular	3.1×10^{-2}
41	underw	3.1×10^{-2}
42	ophthalm	3.1×10^{-2}
43	paper	3×10^{-2}
44	degener	2.9×10^{-2}
45	refract	2.9×10^{-2}
46	bcva	2.9×10^{-2}
47	thick	2.7×10^{-2}
48	vitreous	2.7×10^{-2}
49	clinic	2.6×10^{-2}
50	myopia	2.6×10^{-2}

No.	Word	RIG
51	amd	2.6×10^{-2}
52	signific	2.6×10^{-2}
53	outcom	2.5×10^{-2}
54	myopic	2.5×10^{-2}
55	keratoplasti	2.4×10^{-2}
56	iol	2.4×10^{-2}
57	year	2.4×10^{-2}
58	conjunctiv	2.3×10^{-2}
59	scleral	2.3×10^{-2}
60	foveal	2.2×10^{-2}
61	nerv	2.2×10^{-2}
62	fluorescein	2.2×10^{-2}
63	follow	2.2×10^{-2}
64	posterior	2.2×10^{-2}
65	phacoemulsif	2.1×10^{-2}
66	correct	2.1×10^{-2}
67	endotheli	2.1×10^{-2}
68	photoreceptor	2×10^{-2}
69	detach	2×10^{-2}
70	edema	2×10^{-2}
71	preoper	2×10^{-2}
72	prospect	2×10^{-2}
73	pigment	1.9×10^{-2}
74	case	1.9×10^{-2}
75	astigmat	1.9×10^{-2}
76	measur	1.9×10^{-2}
77	subretin	1.9×10^{-2}
78	epithelium	1.8×10^{-2}
79	keratoconus	1.8×10^{-2}
80	tear	1.8×10^{-2}
81	macula	1.8×10^{-2}
82	fovea	1.7×10^{-2}
83	rnfl	1.7×10^{-2}
84	ranibizumab	1.7×10^{-2}
85	rpe	1.7×10^{-2}
86	plana	1.6×10^{-2}
87	uncorrect	1.6×10^{-2}
88	glaucomat	1.6×10^{-2}
89	evalu	1.6×10^{-2}
90	central	1.6×10^{-2}
91	consecut	1.6×10^{-2}
92	propos	1.5×10^{-2}
93	surgic	1.5×10^{-2}
94	uveiti	1.5×10^{-2}
95	bilater	1.4×10^{-2}
96	treatment	1.4×10^{-2}
97	subject	1.4×10^{-2}
98	eyelid	1.4×10^{-2}
99	descemet	1.4×10^{-2}
100	ophthalmologist	1.4×10^{-2}

TABLE E.178. Optics

No.	Word	RIG
1	optic	1.5×10^{-1}
2	laser	7.6×10^{-2}
3	wavelength	5.4×10^{-2}
4	photon	4.2×10^{-2}
5	fiber	3.8×10^{-2}
6	light	2.9×10^{-2}
7	beam	2.8×10^{-2}
8	conclus	2.5×10^{-2}
9	grate	2.4×10^{-2}
10	puls	2.4×10^{-2}
11	waveguid	2.3×10^{-2}
12	imag	2.3×10^{-2}
13	studi	2.2×10^{-2}
14	spectral	2×10^{-2}
15	mode	1.9×10^{-2}
16	patient	1.8×10^{-2}
17	refract	1.8×10^{-2}
18	pump	1.6×10^{-2}
19	quantum	1.6×10^{-2}
20	coher	1.6×10^{-2}
21	wave	1.6×10^{-2}
22	polar	1.5×10^{-2}
23	associ	1.5×10^{-2}
24	suggest	1.4×10^{-2}
25	signific	1.3×10^{-2}
26	bandwidth	1.3×10^{-2}
27	age	1.3×10^{-2}
28	mirror	1.2×10^{-2}
29	interferomet	1.2×10^{-2}
30	fabric	1.2×10^{-2}
31	caviti	1.2×10^{-2}
32	plasmon	1.2×10^{-2}
33	diod	1.2×10^{-2}
34	treatment	1.1×10^{-2}
35	experiment	1.1×10^{-2}
36	demonstr	1.1×10^{-2}
37	excit	1.1×10^{-2}
38	tunabl	1.1×10^{-2}
39	gene	1.1×10^{-2}
40	reson	1.1×10^{-2}
41	year	1×10^{-2}
42	group	1×10^{-2}
43	absorpt	1×10^{-2}
44	nois	1×10^{-2}
45	protein	1×10^{-2}
46	devic	1×10^{-2}
47	scatter	1×10^{-2}
48	bragg	9.9×10^{-3}
49	resolut	9.8×10^{-3}
50	modul	9.7×10^{-3}

No.	Word	RIG
51	activ	9.7×10^{-3}
52	risk	9.7×10^{-3}
53	band	9.5×10^{-3}
54	telescop	9.4×10^{-3}
55	assess	9.3×10^{-3}
56	silicon	9.2×10^{-3}
57	aim	9.1×10^{-3}
58	propag	8.9×10^{-3}
59	may	8.9×10^{-3}
60	diseas	8.9×10^{-3}
61	emit	8.7×10^{-3}
62	sensor	8.6×10^{-3}
63	frequenc	8.5×10^{-3}
64	illumin	8.4×10^{-3}
65	crystal	8.3×10^{-3}
66	detector	8.3×10^{-3}
67	identifi	8.3×10^{-3}
68	wavefront	8.2×10^{-3}
69	infrar	8.1×10^{-3}
70	intens	8×10^{-3}
71	examin	8×10^{-3}
72	apertur	7.9×10^{-3}
73	len	7.8×10^{-3}
74	femtosecond	7.7×10^{-3}
75	multiplex	7.7×10^{-3}
76	outcom	7.6×10^{-3}
77	clinic	7.6×10^{-3}
78	follow	7.5×10^{-3}
79	dope	7.5×10^{-3}
80	particip	7.4×10^{-3}
81	field	7.3×10^{-3}
82	power	7.3×10^{-3}
83	regul	7.3×10^{-3}
84	realiz	7.2×10^{-3}
85	pixel	7.1×10^{-3}
86	ghz	7×10^{-3}
87	among	7×10^{-3}
88	camera	7×10^{-3}
89	array	7×10^{-3}
90	dure	7×10^{-3}
91	transmiss	6.9×10^{-3}
92	lithographi	6.9×10^{-3}
93	role	6.8×10^{-3}
94	thz	6.8×10^{-3}
95	speci	6.8×10^{-3}
96	nonlinear	6.8×10^{-3}
97	radiat	6.7×10^{-3}
98	express	6.6×10^{-3}
99	broadband	6.6×10^{-3}
100	day	6.6×10^{-3}

TABLE E.179. Ornithology

No.	Word	RIG
1	bird	2.8×10^{-1}
2	breed	1.9×10^{-1}
3	speci	1.5×10^{-1}
4	nest	1.3×10^{-1}
5	habitat	1.3×10^{-1}
6	nestl	7×10^{-2}
7	season	5.8×10^{-2}
8	popul	5.6×10^{-2}
9	brood	5.4×10^{-2}
10	avian	5.2×10^{-2}
11	forag	5.2×10^{-2}
12	chick	4.3×10^{-2}
13	migratori	4.2×10^{-2}
14	winter	3.9×10^{-2}
15	conserv	3.9×10^{-2}
16	clutch	3.8×10^{-2}
17	prey	3.6×10^{-2}
18	reproduct	3.6×10^{-2}
19	plumag	3.6×10^{-2}
20	fledg	3.6×10^{-2}
21	egg	3.5×10^{-2}
22	site	3.4×10^{-2}
23	predat	3.2×10^{-2}
24	passerin	3.2×10^{-2}
25	area	3.2×10^{-2}
26	territori	3.2×10^{-2}
27	warbler	3.2×10^{-2}
28	ecolog	3.2×10^{-2}
29	abund	3.1×10^{-2}
30	forest	3×10^{-2}
31	male	2.9×10^{-2}
32	individu	2.9×10^{-2}
33	feather	2.9×10^{-2}
34	island	2.7×10^{-2}
35	femal	2.7×10^{-2}
36	seabird	2.6×10^{-2}
37	north	2.6×10^{-2}
38	hatch	2.6×10^{-2}
39	food	2.6×10^{-2}
40	endang	2.5×10^{-2}
41	fledgl	2.5×10^{-2}
42	northern	2.5×10^{-2}
43	wing	2.4×10^{-2}
44	may	2.4×10^{-2}
45	dure	2.3×10^{-2}
46	nonbreed	2.3×10^{-2}
47	sparrow	2.2×10^{-2}
48	suggest	2.2×10^{-2}
49	declin	2.2×10^{-2}
50	stopov	2.1×10^{-2}

No.	Word	RIG
51	south	2.1×10^{-2}
52	coloni	2×10^{-2}
53	migrat	2×10^{-2}
54	migrant	2×10^{-2}
55	capsul	1.9×10^{-2}
56	owl	1.9×10^{-2}
57	songbird	1.9×10^{-2}
58	bill	1.9×10^{-2}
59	tit	1.8×10^{-2}
60	adult	1.8×10^{-2}
61	record	1.8×10^{-2}
62	juvenil	1.8×10^{-2}
63	eastern	1.7×10^{-2}
64	paper	1.7×10^{-2}
65	tern	1.7×10^{-2}
66	landscap	1.7×10^{-2}
67	southern	1.7×10^{-2}
68	raptor	1.6×10^{-2}
69	recaptur	1.6×10^{-2}
70	endem	1.6×10^{-2}
71	eurasian	1.5×10^{-2}
72	variat	1.5×10^{-2}
73	eagl	1.5×10^{-2}
74	patient	1.5×10^{-2}
75	mate	1.5×10^{-2}
76	sex	1.5×10^{-2}
77	gull	1.5×10^{-2}
78	distanc	1.5×10^{-2}
79	size	1.4×10^{-2}
80	period	1.4×10^{-2}
81	year	1.4×10^{-2}
82	subspeci	1.4×10^{-2}
83	gavia	1.4×10^{-2}
84	america	1.4×10^{-2}
85	wetland	1.4×10^{-2}
86	parus	1.4×10^{-2}
87	moult	1.4×10^{-2}
88	grassland	1.3×10^{-2}
89	lay	1.3×10^{-2}
90	annual	1.3×10^{-2}
91	loon	1.3×10^{-2}
92	black	1.3×10^{-2}
93	vocal	1.3×10^{-2}
94	surviv	1.3×10^{-2}
95	wren	1.3×10^{-2}
96	neotrop	1.3×10^{-2}
97	threaten	1.3×10^{-2}
98	parrot	1.3×10^{-2}
99	tree	1.3×10^{-2}
100	success	1.3×10^{-2}

TABLE E.180. Orthopedics

No.	Word	RIG
1	patient	1.3×10^{-1}
2	knee	1.2×10^{-1}
3	arthroplasti	1×10^{-1}
4	surgeri	8.5×10^{-2}
5	radiograph	8.4×10^{-2}
6	postop	7.9×10^{-2}
7	pain	7.8×10^{-2}
8	hip	7.4×10^{-2}
9	conclus	6.6×10^{-2}
10	surgic	6.6×10^{-2}
11	fractur	6.2×10^{-2}
12	femor	6.2×10^{-2}
13	background	6.1×10^{-2}
14	score	5.8×10^{-2}
15	outcom	5.8×10^{-2}
16	fixat	5.6×10^{-2}
17	clinic	5.5×10^{-2}
18	bone	5.1×10^{-2}
19	preoper	5.1×10^{-2}
20	anterior	5×10^{-2}
21	year	5×10^{-2}
22	flexion	4.7×10^{-2}
23	osteoarthr	4.7×10^{-2}
24	joint	4.6×10^{-2}
25	ligament	4.5×10^{-2}
26	injuri	4.4×10^{-2}
27	surgeon	4.4×10^{-2}
28	underw	4.3×10^{-2}
29	tibial	4.2×10^{-2}
30	purpos	4.2×10^{-2}
31	follow	4×10^{-2}
32	posterior	4×10^{-2}
33	month	4×10^{-2}
34	retrospect	4×10^{-2}
35	medial	3.9×10^{-2}
36	shoulder	3.8×10^{-2}
37	complic	3.7×10^{-2}
38	mean	3.6×10^{-2}
39	spine	3.6×10^{-2}
40	tka	3.6×10^{-2}
41	tendon	3.5×10^{-2}
42	age	3.5×10^{-2}
43	orthopaed	3.4×10^{-2}
44	ankl	3.4×10^{-2}
45	arthroscop	3.1×10^{-2}
46	lumbar	3.1×10^{-2}
47	revis	3.1×10^{-2}
48	cruciat	3×10^{-2}
49	screw	2.9×10^{-2}
50	paper	2.9×10^{-2}

No.	Word	RIG
51	spinal	2.9×10^{-2}
52	total	2.8×10^{-2}
53	implant	2.8×10^{-2}
54	articular	2.7×10^{-2}
55	biomechan	2.7×10^{-2}
56	studi	2.7×10^{-2}
57	method	2.7×10^{-2}
58	later	2.6×10^{-2}
59	distal	2.6×10^{-2}
60	foot	2.5×10^{-2}
61	group	2.5×10^{-2}
62	signific	2.5×10^{-2}
63	treat	2.5×10^{-2}
64	acetabular	2.4×10^{-2}
65	osteotomi	2.4×10^{-2}
66	radiolog	2.3×10^{-2}
67	review	2.2×10^{-2}
68	treatment	2.2×10^{-2}
69	cartilag	2.2×10^{-2}
70	sagitt	2.2×10^{-2}
71	femur	2.2×10^{-2}
72	assess	2.1×10^{-2}
73	trauma	2.1×10^{-2}
74	prospect	2×10^{-2}
75	nonunion	2×10^{-2}
76	evalu	2×10^{-2}
77	acl	2×10^{-2}
78	motion	1.9×10^{-2}
79	limb	1.9×10^{-2}
80	loosen	1.9×10^{-2}
81	valgus	1.9×10^{-2}
82	procedur	1.9×10^{-2}
83	cadaver	1.8×10^{-2}
84	elbow	1.8×10^{-2}
85	reconstruct	1.8×10^{-2}
86	proxim	1.8×10^{-2}
87	tha	1.8×10^{-2}
88	heal	1.8×10^{-2}
89	patellar	1.6×10^{-2}
90	tibia	1.6×10^{-2}
91	summari	1.6×10^{-2}
92	rotat	1.6×10^{-2}
93	disloc	1.6×10^{-2}
94	scoliosi	1.6×10^{-2}
95	consecut	1.6×10^{-2}
96	anatom	1.6×10^{-2}
97	tear	1.6×10^{-2}
98	disabl	1.6×10^{-2}
99	degen	1.6×10^{-2}
100	result	1.5×10^{-2}

TABLE E.181. Otorhinolaryngology

No.	Word	RIG
1	conclus	1.4×10^{-1}
2	hear	1.3×10^{-1}
3	patient	1.2×10^{-1}
4	object	1.1×10^{-1}
5	ear	8.2×10^{-2}
6	surgeri	6.6×10^{-2}
7	cochlear	6.2×10^{-2}
8	retrospect	5.4×10^{-2}
9	nasal	5.2×10^{-2}
10	surgic	5.1×10^{-2}
11	neck	4.7×10^{-2}
12	postop	4.5×10^{-2}
13	auditori	4.3×10^{-2}
14	underw	4.1×10^{-2}
15	laryng	4×10^{-2}
16	endoscop	3.9×10^{-2}
17	tertiari	3.8×10^{-2}
18	result	3.7×10^{-2}
19	method	3.6×10^{-2}
20	rhinosinus	3.6×10^{-2}
21	outcom	3.4×10^{-2}
22	sinus	3.4×10^{-2}
23	otolaryngolog	3.4×10^{-2}
24	speech	3.3×10^{-2}
25	vestibular	3.2×10^{-2}
26	sensorineur	3.1×10^{-2}
27	year	3×10^{-2}
28	review	2.9×10^{-2}
29	clinic	2.8×10^{-2}
30	studi	2.8×10^{-2}
31	vocal	2.8×10^{-2}
32	head	2.6×10^{-2}
33	preoper	2.6×10^{-2}
34	otiti	2.5×10^{-2}
35	canal	2.5×10^{-2}
36	month	2.4×10^{-2}
37	subject	2.4×10^{-2}
38	audiolog	2.4×10^{-2}
39	paper	2.4×10^{-2}
40	hypothesi	2.3×10^{-2}
41	signific	2.3×10^{-2}
42	age	2.3×10^{-2}
43	recurr	2.2×10^{-2}
44	prospect	2.2×10^{-2}
45	tone	2.2×10^{-2}
46	design	2.2×10^{-2}
47	audiometri	2.1×10^{-2}
48	implant	2×10^{-2}
49	case	2×10^{-2}
50	score	2×10^{-2}

No.	Word	RIG
51	sinonas	2×10^{-2}
52	audiometr	2×10^{-2}
53	symptom	1.9×10^{-2}
54	referr	1.9×10^{-2}
55	voic	1.9×10^{-2}
56	tympan	1.8×10^{-2}
57	airway	1.8×10^{-2}
58	obstruct	1.8×10^{-2}
59	otolaryngologist	1.8×10^{-2}
60	cholesteatoma	1.8×10^{-2}
61	bilater	1.8×10^{-2}
62	children	1.8×10^{-2}
63	unilater	1.8×10^{-2}
64	group	1.8×10^{-2}
65	treatment	1.8×10^{-2}
66	evalu	1.7×10^{-2}
67	squamous	1.7×10^{-2}
68	carcinoma	1.7×10^{-2}
69	nerv	1.7×10^{-2}
70	cochlea	1.6×10^{-2}
71	vertigo	1.6×10^{-2}
72	follow	1.6×10^{-2}
73	complic	1.6×10^{-2}
74	bone	1.5×10^{-2}
75	larynx	1.5×10^{-2}
76	tinnitus	1.5×10^{-2}
77	swallow	1.5×10^{-2}
78	diagnosi	1.5×10^{-2}
79	pediatr	1.4×10^{-2}
80	medic	1.4×10^{-2}
81	otolog	1.4×10^{-2}
82	chart	1.4×10^{-2}
83	laryngectomi	1.4×10^{-2}
84	hospit	1.4×10^{-2}
85	mastoid	1.4×10^{-2}
86	loss	1.4×10^{-2}
87	diseas	1.3×10^{-2}
88	chronic	1.3×10^{-2}
89	facial	1.3×10^{-2}
90	otoacoust	1.3×10^{-2}
91	treat	1.3×10^{-2}
92	listen	1.2×10^{-2}
93	crs	1.2×10^{-2}
94	record	1.2×10^{-2}
95	oropharyng	1.2×10^{-2}
96	assess	1.2×10^{-2}
97	dysphonia	1.2×10^{-2}
98	threshold	1.2×10^{-2}
99	propos	1.2×10^{-2}
100	dysphagia	1.2×10^{-2}

TABLE E.182. Paleontology

No.	Word	RIG
1	fossil	1.4×10^{-1}
2	late	9.1×10^{-2}
3	assemblag	8.7×10^{-2}
4	cretac	7.7×10^{-2}
5	taxa	7.3×10^{-2}
6	speci	7×10^{-2}
7	sediment	6.3×10^{-2}
8	record	6×10^{-2}
9	stratigraph	6×10^{-2}
10	fauna	6×10^{-2}
11	middl	5.8×10^{-2}
12	basin	5.6×10^{-2}
13	genus	5.3×10^{-2}
14	upper	5.3×10^{-2}
15	nov	5.3×10^{-2}
16	earli	5.2×10^{-2}
17	preserv	5.1×10^{-2}
18	marin	4.7×10^{-2}
19	miocen	4.4×10^{-2}
20	specimen	4.4×10^{-2}
21	deposit	4.3×10^{-2}
22	jurass	4.2×10^{-2}
23	format	3.7×10^{-2}
24	gen	3.6×10^{-2}
25	sea	3.6×10^{-2}
26	genera	3.6×10^{-2}
27	eocen	3.5×10^{-2}
28	taxon	3.3×10^{-2}
29	north	3.3×10^{-2}
30	southern	3.3×10^{-2}
31	cambrian	3.3×10^{-2}
32	foraminifera	3.1×10^{-2}
33	shallow	3.1×10^{-2}
34	south	3×10^{-2}
35	climat	2.9×10^{-2}
36	biostratigraph	2.9×10^{-2}
37	repres	2.9×10^{-2}
38	ordovician	2.8×10^{-2}
39	triassic	2.8×10^{-2}
40	taxonom	2.8×10^{-2}
41	sedimentari	2.7×10^{-2}
42	northern	2.7×10^{-2}
43	morpholog	2.7×10^{-2}
44	extant	2.7×10^{-2}
45	isotop	2.7×10^{-2}
46	foraminifer	2.7×10^{-2}
47	describ	2.7×10^{-2}
48	extinct	2.6×10^{-2}
49	benthic	2.5×10^{-2}
50	dinosaur	2.5×10^{-2}

No.	Word	RIG
51	ocean	2.5×10^{-2}
52	faunal	2.4×10^{-2}
53	method	2.4×10^{-2}
54	holocen	2.4×10^{-2}
55	brachiopod	2.4×10^{-2}
56	earliest	2.3×10^{-2}
57	divers	2.3×10^{-2}
58	abund	2.3×10^{-2}
59	taphonom	2.2×10^{-2}
60	effect	2.2×10^{-2}
61	limeston	2.2×10^{-2}
62	faci	2.2×10^{-2}
63	permian	2.1×10^{-2}
64	maastrichtian	2.1×10^{-2}
65	pleistocen	2.1×10^{-2}
66	new	2.1×10^{-2}
67	oldest	2.1×10^{-2}
68	interpret	2.1×10^{-2}
69	eastern	2.1×10^{-2}
70	calcar	2.1×10^{-2}
71	reconstruct	2.1×10^{-2}
72	proxi	2×10^{-2}
73	strata	1.9×10^{-2}
74	devonian	1.9×10^{-2}
75	use	1.9×10^{-2}
76	zone	1.9×10^{-2}
77	teeth	1.9×10^{-2}
78	trilobit	1.8×10^{-2}
79	occurr	1.8×10^{-2}
80	bivalv	1.8×10^{-2}
81	oligocen	1.8×10^{-2}
82	date	1.8×10^{-2}
83	western	1.8×10^{-2}
84	warm	1.7×10^{-2}
85	bed	1.7×10^{-2}
86	pollen	1.7×10^{-2}
87	skeleton	1.7×10^{-2}
88	sedimentolog	1.7×10^{-2}
89	patient	1.6×10^{-2}
90	cenomanian	1.6×10^{-2}
91	shale	1.6×10^{-2}
92	terrestri	1.6×10^{-2}
93	part	1.6×10^{-2}
94	clade	1.6×10^{-2}
95	paleoenvironment	1.6×10^{-2}
96	perform	1.6×10^{-2}
97	palynolog	1.5×10^{-2}
98	charact	1.5×10^{-2}
99	mesozo	1.5×10^{-2}
100	domin	1.5×10^{-2}

TABLE E.183. Parasitology

No.	Word	RIG
1	parasit	2×10^{-1}
2	infect	1.8×10^{-1}
3	host	8.2×10^{-2}
4	malaria	7.6×10^{-2}
5	speci	5.4×10^{-2}
6	plasmodium	5.2×10^{-2}
7	mosquito	4.9×10^{-2}
8	tick	3.9×10^{-2}
9	endem	3.6×10^{-2}
10	pcr	3.6×10^{-2}
11	falciparum	3.6×10^{-2}
12	pathogen	3.5×10^{-2}
13	nematod	3.4×10^{-2}
14	larva	3.2×10^{-2}
15	diseas	3×10^{-2}
16	egg	3×10^{-2}
17	preval	3×10^{-2}
18	leishmania	3×10^{-2}
19	background	2.8×10^{-2}
20	worm	2.7×10^{-2}
21	immun	2.5×10^{-2}
22	vector	2.5×10^{-2}
23	leishmaniasi	2.5×10^{-2}
24	human	2.4×10^{-2}
25	collect	2.4×10^{-2}
26	helminth	2.4×10^{-2}
27	spp	2.3×10^{-2}
28	dog	2.3×10^{-2}
29	anophel	2.2×10^{-2}
30	anim	2.2×10^{-2}
31	antibodi	2.1×10^{-2}
32	trypanosoma	2.1×10^{-2}
33	paper	2.1×10^{-2}
34	blood	2.1×10^{-2}
35	aed	2.1×10^{-2}
36	antigen	2×10^{-2}
37	epidemiolog	2×10^{-2}
38	schistosoma	2×10^{-2}
39	sequenc	2×10^{-2}
40	virus	1.9×10^{-2}
41	gondii	1.9×10^{-2}
42	zoonot	1.9×10^{-2}
43	transmiss	1.9×10^{-2}
44	gene	1.9×10^{-2}
45	toxoplasma	1.9×10^{-2}
46	parasitolog	1.8×10^{-2}
47	oocyst	1.8×10^{-2}
48	vivax	1.8×10^{-2}
49	protozoan	1.8×10^{-2}
50	larval	1.8×10^{-2}

No.	Word	RIG
51	insecticid	1.7×10^{-2}
52	cruzi	1.6×10^{-2}
53	dna	1.6×10^{-2}
54	detect	1.6×10^{-2}
55	conclus	1.6×10^{-2}
56	genus	1.6×10^{-2}
57	fever	1.5×10^{-2}
58	18s	1.5×10^{-2}
59	intestin	1.5×10^{-2}
60	adult	1.5×10^{-2}
61	popul	1.5×10^{-2}
62	aegypti	1.5×10^{-2}
63	brazil	1.5×10^{-2}
64	caus	1.4×10^{-2}
65	born	1.4×10^{-2}
66	vaccin	1.4×10^{-2}
67	assay	1.4×10^{-2}
68	dengu	1.4×10^{-2}
69	schistosomiasi	1.4×10^{-2}
70	cattl	1.4×10^{-2}
71	rhipicephalus	1.3×10^{-2}
72	mansoni	1.3×10^{-2}
73	ixod	1.3×10^{-2}
74	identifi	1.3×10^{-2}
75	anthelmint	1.3×10^{-2}
76	virul	1.2×10^{-2}
77	chaga	1.2×10^{-2}
78	trematod	1.2×10^{-2}
79	serolog	1.2×10^{-2}
80	antimalari	1.2×10^{-2}
81	isol	1.2×10^{-2}
82	babesia	1.2×10^{-2}
83	infest	1.2×10^{-2}
84	mice	1.2×10^{-2}
85	protein	1.1×10^{-2}
86	phylogenet	1.1×10^{-2}
87	viral	1.1×10^{-2}
88	molecular	1.1×10^{-2}
89	infantum	1.1×10^{-2}
90	rdna	1.1×10^{-2}
91	parasitaemia	1.1×10^{-2}
92	elisa	1×10^{-2}
93	infecti	1×10^{-2}
94	femal	1×10^{-2}
95	princip	1×10^{-2}
96	health	1×10^{-2}
97	sampl	9.9×10^{-3}
98	geograph	9.9×10^{-3}
99	seroposit	9.9×10^{-3}
100	simul	9.8×10^{-3}

TABLE E.184. Pathology

No.	Word	RIG
1	tumor	8.7×10^{-2}
2	immunohistochem	7.9×10^{-2}
3	cell	7.7×10^{-2}
4	carcinoma	7.2×10^{-2}
5	immunohistochemistri	6.2×10^{-2}
6	express	5.9×10^{-2}
7	histolog	5.6×10^{-2}
8	patient	5.5×10^{-2}
9	tissu	5.1×10^{-2}
10	stain	5.1×10^{-2}
11	case	4.7×10^{-2}
12	patholog	4.2×10^{-2}
13	malign	4.1×10^{-2}
14	cancer	4×10^{-2}
15	lesion	3.9×10^{-2}
16	diagnosi	3.7×10^{-2}
17	neoplasm	3.6×10^{-2}
18	clinicopatholog	3.5×10^{-2}
19	clinic	3.4×10^{-2}
20	biopsi	3.2×10^{-2}
21	prognost	3.1×10^{-2}
22	marker	2.9×10^{-2}
23	rare	2.8×10^{-2}
24	diseas	2.8×10^{-2}
25	paper	2.6×10^{-2}
26	histopatholog	2.6×10^{-2}
27	prognosi	2.6×10^{-2}
28	grade	2.5×10^{-2}
29	pathologist	2.4×10^{-2}
30	associ	2.4×10^{-2}
31	cytolog	2.4×10^{-2}
32	invas	2.3×10^{-2}
33	protein	2.3×10^{-2}
34	adenocarcinoma	2.3×10^{-2}
35	lymph	2.2×10^{-2}
36	diagnost	2.1×10^{-2}
37	epitheli	2.1×10^{-2}
38	metastasi	2.1×10^{-2}
39	gene	2.1×10^{-2}
40	specimen	2.1×10^{-2}
41	benign	2.1×10^{-2}
42	cytoplasm	2×10^{-2}
43	posit	1.9×10^{-2}
44	paraffin	1.9×10^{-2}
45	mutat	1.9×10^{-2}
46	surviv	1.8×10^{-2}
47	squamous	1.8×10^{-2}
48	differenti	1.8×10^{-2}
49	diagnos	1.7×10^{-2}
50	progress	1.7×10^{-2}

No.	Word	RIG
51	tumour	1.7×10^{-2}
52	prolifer	1.6×10^{-2}
53	old	1.6×10^{-2}
54	neoplast	1.6×10^{-2}
55	immunostain	1.6×10^{-2}
56	ihc	1.6×10^{-2}
57	conclus	1.6×10^{-2}
58	papillari	1.5×10^{-2}
59	lymphoma	1.5×10^{-2}
60	pcr	1.5×10^{-2}
61	may	1.5×10^{-2}
62	featur	1.4×10^{-2}
63	formalin	1.4×10^{-2}
64	aggress	1.4×10^{-2}
65	lung	1.4×10^{-2}
66	autopsi	1.4×10^{-2}
67	infiltr	1.3×10^{-2}
68	metastat	1.3×10^{-2}
69	pathogenesi	1.3×10^{-2}
70	overexpress	1.3×10^{-2}
71	negat	1.3×10^{-2}
72	simul	1.2×10^{-2}
73	detect	1.2×10^{-2}
74	resect	1.2×10^{-2}
75	metastas	1.2×10^{-2}
76	cytokeratin	1.2×10^{-2}
77	subtyp	1.2×10^{-2}
78	atyp	1.2×10^{-2}
79	correl	1.2×10^{-2}
80	signific	1.2×10^{-2}
81	report	1.1×10^{-2}
82	gland	1.1×10^{-2}
83	breast	1.1×10^{-2}
84	microarray	1.1×10^{-2}
85	receptor	1.1×10^{-2}
86	immunoreact	1.1×10^{-2}
87	atypia	1.1×10^{-2}
88	propos	1.1×10^{-2}
89	needl	1.1×10^{-2}
90	recurr	1.1×10^{-2}
91	aspir	1×10^{-2}
92	sarcoma	1×10^{-2}
93	temperatur	1×10^{-2}
94	stromal	1×10^{-2}
95	immunophenotyp	1×10^{-2}
96	inflammatori	1×10^{-2}
97	energi	1×10^{-2}
98	antibodi	1×10^{-2}
99	normal	9.8×10^{-3}
100	pleomorph	9.7×10^{-3}

TABLE E.185. Pediatrics

No.	Word	RIG
1	children	2×10^{-1}
2	pediatr	1.1×10^{-1}
3	conclus	1×10^{-1}
4	age	9.1×10^{-2}
5	infant	8.7×10^{-2}
6	year	6.2×10^{-2}
7	patient	6.2×10^{-2}
8	child	4.9×10^{-2}
9	neonat	4.8×10^{-2}
10	clinic	3.9×10^{-2}
11	birth	3.8×10^{-2}
12	month	3.7×10^{-2}
13	boy	3.6×10^{-2}
14	adolesc	3.4×10^{-2}
15	girl	3.4×10^{-2}
16	object	3.3×10^{-2}
17	preterm	3×10^{-2}
18	gestat	3×10^{-2}
19	outcom	3×10^{-2}
20	old	2.9×10^{-2}
21	paper	2.9×10^{-2}
22	hospit	2.9×10^{-2}
23	diagnosi	2.9×10^{-2}
24	retrospect	2.9×10^{-2}
25	parent	2.9×10^{-2}
26	background	2.9×10^{-2}
27	care	2.8×10^{-2}
28	congenit	2.8×10^{-2}
29	childhood	2.7×10^{-2}
30	associ	2.4×10^{-2}
31	risk	2.4×10^{-2}
32	syndrom	2.3×10^{-2}
33	diagnos	2×10^{-2}
34	newborn	2×10^{-2}
35	review	1.9×10^{-2}
36	symptom	1.8×10^{-2}
37	propos	1.8×10^{-2}
38	method	1.8×10^{-2}
39	medic	1.8×10^{-2}
40	report	1.8×10^{-2}
41	cohort	1.8×10^{-2}
42	week	1.7×10^{-2}
43	intervent	1.7×10^{-2}
44	mother	1.7×10^{-2}
45	diseas	1.7×10^{-2}
46	median	1.6×10^{-2}
47	rare	1.6×10^{-2}
48	case	1.5×10^{-2}
49	disord	1.5×10^{-2}
50	group	1.4×10^{-2}

No.	Word	RIG
51	paediatr	1.4×10^{-2}
52	follow	1.4×10^{-2}
53	born	1.4×10^{-2}
54	treatment	1.4×10^{-2}
55	matern	1.3×10^{-2}
56	properti	1.3×10^{-2}
57	assess	1.3×10^{-2}
58	complic	1.3×10^{-2}
59	prospect	1.3×10^{-2}
60	respiratori	1.3×10^{-2}
61	score	1.3×10^{-2}
62	simul	1.3×10^{-2}
63	receiv	1.3×10^{-2}
64	surgic	1.3×10^{-2}
65	earli	1.2×10^{-2}
66	health	1.2×10^{-2}
67	process	1.2×10^{-2}
68	abnorm	1.2×10^{-2}
69	includ	1.2×10^{-2}
70	underw	1.2×10^{-2}
71	result	1.2×10^{-2}
72	aim	1.2×10^{-2}
73	therapi	1.1×10^{-2}
74	structur	1.1×10^{-2}
75	temperatur	1.1×10^{-2}
76	effici	1.1×10^{-2}
77	signific	1.1×10^{-2}
78	prematurn	1.1×10^{-2}
79	day	1×10^{-2}
80	surgeri	1×10^{-2}
81	infect	1×10^{-2}
82	enrol	1×10^{-2}
83	applic	1×10^{-2}
84	experiment	1×10^{-2}
85	model	9.9×10^{-3}
86	pediatrician	9.9×10^{-3}
87	surfac	9.8×10^{-3}
88	acut	9.6×10^{-3}
89	preval	9.5×10^{-3}
90	common	9.3×10^{-3}
91	neurolog	9.3×10^{-3}
92	young	9×10^{-3}
93	studi	8.9×10^{-3}
94	male	8.6×10^{-3}
95	malform	8.6×10^{-3}
96	babi	8.5×10^{-3}
97	weight	8.4×10^{-3}
98	morbid	8.4×10^{-3}
99	treat	8.4×10^{-3}
100	dynam	8.3×10^{-3}

TABLE E.186. Peripheral Vascular Disease

No.	Word	RIG
1	arteri	1.2×10^{-1}
2	conclus	1.1×10^{-1}
3	patient	1.1×10^{-1}
4	stroke	7.3×10^{-2}
5	hypertens	7.3×10^{-2}
6	blood	6.2×10^{-2}
7	vascular	6.2×10^{-2}
8	cardiovascular	5.7×10^{-2}
9	risk	5×10^{-2}
10	ischem	5×10^{-2}
11	endovascular	4.7×10^{-2}
12	aortic	4.7×10^{-2}
13	associ	4.2×10^{-2}
14	carotid	4×10^{-2}
15	diseas	3.7×10^{-2}
16	aneurysm	3.7×10^{-2}
17	coronari	3.5×10^{-2}
18	age	3.5×10^{-2}
19	systol	3.5×10^{-2}
20	background	3.4×10^{-2}
21	infarct	3.3×10^{-2}
22	venous	3.2×10^{-2}
23	thrombosi	3.1×10^{-2}
24	paper	3.1×10^{-2}
25	confid	3×10^{-2}
26	year	2.9×10^{-2}
27	clinic	2.9×10^{-2}
28	heart	2.9×10^{-2}
29	acut	2.9×10^{-2}
30	stent	2.8×10^{-2}
31	interv	2.8×10^{-2}
32	atherosclerosi	2.7×10^{-2}
33	pressur	2.7×10^{-2}
34	cardiac	2.7×10^{-2}
35	method	2.6×10^{-2}
36	endotheli	2.6×10^{-2}
37	mortal	2.6×10^{-2}
38	myocardi	2.3×10^{-2}
39	outcom	2.3×10^{-2}
40	diastol	2.3×10^{-2}
41	vein	2.2×10^{-2}
42	signific	2.2×10^{-2}
43	occlus	2.2×10^{-2}
44	treatment	2.1×10^{-2}
45	hemorrhag	2.1×10^{-2}
46	ischemia	2.1×10^{-2}
47	factor	2×10^{-2}
48	object	2×10^{-2}
49	anticoagul	2×10^{-2}
50	vessel	2×10^{-2}

No.	Word	RIG
51	stenosi	2×10^{-2}
52	prospect	1.9×10^{-2}
53	adjust	1.9×10^{-2}
54	embol	1.9×10^{-2}
55	underw	1.9×10^{-2}
56	treat	1.9×10^{-2}
57	renal	1.9×10^{-2}
58	atherosclerot	1.8×10^{-2}
59	baselin	1.8×10^{-2}
60	cerebr	1.8×10^{-2}
61	platelet	1.8×10^{-2}
62	ventricular	1.8×10^{-2}
63	angiographi	1.8×10^{-2}
64	diabet	1.8×10^{-2}
65	complic	1.8×10^{-2}
66	multivari	1.8×10^{-2}
67	angiotensin	1.7×10^{-2}
68	thromboembol	1.7×10^{-2}
69	odd	1.7×10^{-2}
70	bleed	1.7×10^{-2}
71	assess	1.7×10^{-2}
72	median	1.7×10^{-2}
73	patenc	1.7×10^{-2}
74	antihypertens	1.6×10^{-2}
75	therapi	1.6×10^{-2}
76	men	1.6×10^{-2}
77	result	1.6×10^{-2}
78	brachial	1.6×10^{-2}
79	month	1.6×10^{-2}
80	follow	1.6×10^{-2}
81	propos	1.6×10^{-2}
82	ratio	1.6×10^{-2}
83	day	1.6×10^{-2}
84	revascular	1.6×10^{-2}
85	cohort	1.5×10^{-2}
86	lipoprotein	1.5×10^{-2}
87	increas	1.5×10^{-2}
88	thrombolysi	1.5×10^{-2}
89	death	1.5×10^{-2}
90	event	1.4×10^{-2}
91	dysfunct	1.4×10^{-2}
92	regress	1.4×10^{-2}
93	left	1.4×10^{-2}
94	hospit	1.4×10^{-2}
95	symptomat	1.4×10^{-2}
96	independ	1.4×10^{-2}
97	aorta	1.4×10^{-2}
98	consecut	1.3×10^{-2}
99	predictor	1.3×10^{-2}
100	sbp	1.3×10^{-2}

TABLE E.187. Pharmacology and Pharmacy

No.	Word	RIG
1	drug	1.1×10^{-1}
2	dose	5.5×10^{-2}
3	rat	4.3×10^{-2}
4	pharmacokinet	4.3×10^{-2}
5	treatment	4.2×10^{-2}
6	inhibit	4×10^{-2}
7	activ	3.5×10^{-2}
8	administr	3.5×10^{-2}
9	induc	3.1×10^{-2}
10	vitro	3.1×10^{-2}
11	paper	3×10^{-2}
12	inhibitor	3×10^{-2}
13	oral	2.8×10^{-2}
14	therapeut	2.7×10^{-2}
15	receptor	2.6×10^{-2}
16	cell	2.4×10^{-2}
17	effect	2.2×10^{-2}
18	compound	2.1×10^{-2}
19	treat	2.1×10^{-2}
20	vivo	2×10^{-2}
21	assay	1.9×10^{-2}
22	pharmacolog	1.9×10^{-2}
23	administ	1.9×10^{-2}
24	mice	1.9×10^{-2}
25	studi	1.8×10^{-2}
26	efficaci	1.8×10^{-2}
27	clinic	1.8×10^{-2}
28	therapi	1.8×10^{-2}
29	concentr	1.8×10^{-2}
30	medicin	1.7×10^{-2}
31	toxic	1.6×10^{-2}
32	potent	1.6×10^{-2}
33	agent	1.6×10^{-2}
34	cytotox	1.6×10^{-2}
35	antagonist	1.5×10^{-2}
36	releas	1.5×10^{-2}
37	inhibitori	1.5×10^{-2}
38	ethnopharmacolog	1.5×10^{-2}
39	protein	1.4×10^{-2}
40	conclus	1.4×10^{-2}
41	signific	1.3×10^{-2}
42	human	1.3×10^{-2}
43	ic50	1.3×10^{-2}
44	antiinflamatori	1.3×10^{-2}
45	propos	1.3×10^{-2}
46	day	1.3×10^{-2}
47	express	1.2×10^{-2}
48	plasma	1.2×10^{-2}
49	patient	1.2×10^{-2}
50	bioavail	1.2×10^{-2}

No.	Word	RIG
51	agonist	1.2×10^{-2}
52	diseas	1.2×10^{-2}
53	blood	1.1×10^{-2}
54	mediat	1.1×10^{-2}
55	potenti	1.1×10^{-2}
56	acid	1.1×10^{-2}
57	evalu	1.1×10^{-2}
58	deliveri	1.1×10^{-2}
59	liver	1×10^{-2}
60	metabol	1×10^{-2}
61	auc	9.9×10^{-3}
62	beta	9.8×10^{-3}
63	formul	9.7×10^{-3}
64	isol	9.7×10^{-3}
65	cancer	9.6×10^{-3}
66	pharmaceut	9.5×10^{-3}
67	intraven	9.4×10^{-3}
68	advers	9.3×10^{-3}
69	enzym	9.3×10^{-3}
70	anticanc	9.3×10^{-3}
71	pharmacodynam	9.3×10^{-3}
72	metabolit	9.2×10^{-3}
73	serum	9.1×10^{-3}
74	antioxid	9×10^{-3}
75	exposur	9×10^{-3}
76	decreas	8.7×10^{-3}
77	aim	8.7×10^{-3}
78	apoptosi	8.6×10^{-3}
79	target	8.5×10^{-3}
80	chromatographi	8.5×10^{-3}
81	pathway	8.4×10^{-3}
82	anim	8.4×10^{-3}
83	hplc	8.2×10^{-3}
84	inflammatori	8.2×10^{-3}
85	algorithm	7.9×10^{-3}
86	increas	7.9×10^{-3}
87	alpha	7.9×10^{-3}
88	clearanc	7.8×10^{-3}
89	pharmac	7.8×10^{-3}
90	inject	7.7×10^{-3}
91	energi	7.7×10^{-3}
92	simul	7.6×10^{-3}
93	action	7.5×10^{-3}
94	week	7.4×10^{-3}
95	tablet	7.4×10^{-3}
96	lipid	7.3×10^{-3}
97	chronic	7.3×10^{-3}
98	pharmacist	7.2×10^{-3}
99	kinas	7.2×10^{-3}
100	mic	7.2×10^{-3}

TABLE E.188. Philosophy

No.	Word	RIG
1	argu	1.9×10^{-1}
2	philosoph	1.1×10^{-1}
3	argument	7.8×10^{-2}
4	philosophi	7.4×10^{-2}
5	claim	6.9×10^{-2}
6	moral	5.1×10^{-2}
7	result	4.7×10^{-2}
8	defend	4.5×10^{-2}
9	metaphys	4.4×10^{-2}
10	view	4.3×10^{-2}
11	epistem	4.2×10^{-2}
12	studi	4×10^{-2}
13	notion	3.6×10^{-2}
14	truth	3.4×10^{-2}
15	epistemolog	3.4×10^{-2}
16	use	3.3×10^{-2}
17	theori	3.3×10^{-2}
18	account	3.2×10^{-2}
19	essay	3.2×10^{-2}
20	concept	3.1×10^{-2}
21	logic	2.9×10^{-2}
22	ethic	2.9×10^{-2}
23	way	2.8×10^{-2}
24	question	2.7×10^{-2}
25	think	2.7×10^{-2}
26	method	2.7×10^{-2}
27	kant	2.6×10^{-2}
28	high	2.5×10^{-2}
29	reason	2.4×10^{-2}
30	belief	2.4×10^{-2}
31	effect	2.4×10^{-2}
32	thesi	2.3×10^{-2}
33	increas	2.1×10^{-2}
34	articl	2.1×10^{-2}
35	idea	2×10^{-2}
36	critiqu	2×10^{-2}
37	thought	2×10^{-2}
38	perform	1.9×10^{-2}
39	proposit	1.9×10^{-2}
40	data	1.8×10^{-2}
41	normat	1.8×10^{-2}
42	measur	1.8×10^{-2}
43	contemporari	1.8×10^{-2}
44	intuit	1.7×10^{-2}
45	thing	1.7×10^{-2}
46	someth	1.7×10^{-2}
47	virtu	1.7×10^{-2}
48	compar	1.7×10^{-2}
49	phenomenolog	1.7×10^{-2}
50	debat	1.6×10^{-2}

No.	Word	RIG
51	rate	1.6×10^{-2}
52	semant	1.6×10^{-2}
53	ontolog	1.5×10^{-2}
54	heidegg	1.5×10^{-2}
55	say	1.5×10^{-2}
56	cell	1.5×10^{-2}
57	interpret	1.5×10^{-2}
58	kind	1.5×10^{-2}
59	control	1.5×10^{-2}
60	appeal	1.5×10^{-2}
61	aristotl	1.4×10^{-2}
62	low	1.4×10^{-2}
63	reject	1.4×10^{-2}
64	justif	1.4×10^{-2}
65	mind	1.4×10^{-2}
66	paper	1.4×10^{-2}
67	test	1.4×10^{-2}
68	sampl	1.4×10^{-2}
69	patient	1.4×10^{-2}
70	fact	1.4×10^{-2}
71	attempt	1.4×10^{-2}
72	call	1.3×10^{-2}
73	polit	1.3×10^{-2}
74	improv	1.3×10^{-2}
75	doe	1.3×10^{-2}
76	mere	1.3×10^{-2}
77	conscious	1.3×10^{-2}
78	scienc	1.3×10^{-2}
79	whi	1.2×10^{-2}
80	temperatur	1.2×10^{-2}
81	decreas	1.2×10^{-2}
82	ration	1.2×10^{-2}
83	commit	1.2×10^{-2}
84	plausibl	1.2×10^{-2}
85	obtain	1.2×10^{-2}
86	god	1.2×10^{-2}
87	distinct	1.2×10^{-2}
88	aristotelian	1.2×10^{-2}
89	world	1.2×10^{-2}
90	effici	1.2×10^{-2}
91	offer	1.1×10^{-2}
92	dure	1.1×10^{-2}
93	certain	1.1×10^{-2}
94	seem	1.1×10^{-2}
95	signific	1.1×10^{-2}
96	kantian	1.1×10^{-2}
97	higher	1.1×10^{-2}
98	principl	1.1×10^{-2}
99	observ	1.1×10^{-2}
100	true	1.1×10^{-2}

TABLE E.189. Physics, Applied

No.	Word	RIG
1	film	4.5×10^{-2}
2	optic	3.7×10^{-2}
3	electron	3.1×10^{-2}
4	conclus	3.1×10^{-2}
5	fabric	3×10^{-2}
6	patient	2.7×10^{-2}
7	layer	2.6×10^{-2}
8	devic	2.5×10^{-2}
9	thin	2.5×10^{-2}
10	laser	2.5×10^{-2}
11	temperatur	2.4×10^{-2}
12	substrat	2.2×10^{-2}
13	deposit	2.1×10^{-2}
14	dope	2.1×10^{-2}
15	electr	1.8×10^{-2}
16	magnet	1.7×10^{-2}
17	associ	1.7×10^{-2}
18	silicon	1.7×10^{-2}
19	surfac	1.7×10^{-2}
20	properti	1.6×10^{-2}
21	year	1.5×10^{-2}
22	beam	1.5×10^{-2}
23	assess	1.5×10^{-2}
24	band	1.4×10^{-2}
25	voltag	1.4×10^{-2}
26	puls	1.4×10^{-2}
27	ray	1.4×10^{-2}
28	wavelength	1.4×10^{-2}
29	semiconductor	1.4×10^{-2}
30	clinic	1.4×10^{-2}
31	diseas	1.4×10^{-2}
32	crystal	1.4×10^{-2}
33	dielectr	1.4×10^{-2}
34	metal	1.3×10^{-2}
35	field	1.3×10^{-2}
36	age	1.3×10^{-2}
37	diffract	1.3×10^{-2}
38	thick	1.3×10^{-2}
39	risk	1.3×10^{-2}
40	studi	1.2×10^{-2}
41	anneal	1.2×10^{-2}
42	group	1.2×10^{-2}
43	structur	1.2×10^{-2}
44	atom	1.2×10^{-2}
45	epitaxi	1.2×10^{-2}
46	aim	1.2×10^{-2}
47	background	1.2×10^{-2}
48	identifi	1.1×10^{-2}
49	spectroscopi	1.1×10^{-2}
50	gene	1.1×10^{-2}

No.	Word	RIG
51	may	1.1×10^{-2}
52	transistor	1.1×10^{-2}
53	grown	1.1×10^{-2}
54	microscopi	1.1×10^{-2}
55	signific	1.1×10^{-2}
56	object	1.1×10^{-2}
57	quantum	1×10^{-2}
58	protein	1×10^{-2}
59	express	1×10^{-2}
60	outcom	1×10^{-2}
61	materi	1×10^{-2}
62	nanoparticl	1×10^{-2}
63	diod	1×10^{-2}
64	thermal	1×10^{-2}
65	sputter	1×10^{-2}
66	photon	1×10^{-2}
67	data	9.8×10^{-3}
68	energi	9.7×10^{-3}
69	particip	9.7×10^{-3}
70	nanowir	9.5×10^{-3}
71	coat	9.5×10^{-3}
72	light	9.4×10^{-3}
73	popul	9.2×10^{-3}
74	superconduct	9×10^{-3}
75	zno	8.9×10^{-3}
76	photoluminesc	8.9×10^{-3}
77	graphen	8.9×10^{-3}
78	human	8.8×10^{-3}
79	densiti	8.8×10^{-3}
80	nanostruttur	8.7×10^{-3}
81	gan	8.7×10^{-3}
82	evalu	8.7×10^{-3}
83	suggest	8.7×10^{-3}
84	among	8.5×10^{-3}
85	whether	8.5×10^{-3}
86	carrier	8.3×10^{-3}
87	health	8.3×10^{-3}
88	charg	8.2×10^{-3}
89	absorpt	8.2×10^{-3}
90	crystallin	8.2×10^{-3}
91	manag	8.2×10^{-3}
92	day	8×10^{-3}
93	level	7.9×10^{-3}
94	room	7.8×10^{-3}
95	regul	7.7×10^{-3}
96	month	7.5×10^{-3}
97	includ	7.5×10^{-3}
98	polar	7.4×10^{-3}
99	plasmon	7.4×10^{-3}
100	examin	7.3×10^{-3}

TABLE E.190. Physics, Atomic, Molecular and Chemical

No.	Word	RIG
1	atom	5.2×10^{-2}
2	energi	5.1×10^{-2}
3	quantum	4.9×10^{-2}
4	calcul	4.5×10^{-2}
5	molecul	4.4×10^{-2}
6	electron	4.1×10^{-2}
7	state	3.5×10^{-2}
8	molecular	3.3×10^{-2}
9	excit	3.1×10^{-2}
10	theori	2.8×10^{-2}
11	densiti	2.5×10^{-2}
12	initio	2.5×10^{-2}
13	bond	2.4×10^{-2}
14	ion	2.2×10^{-2}
15	spectra	2.1×10^{-2}
16	patient	2×10^{-2}
17	transit	2×10^{-2}
18	phys	2×10^{-2}
19	conclus	1.9×10^{-2}
20	interact	1.8×10^{-2}
21	charg	1.8×10^{-2}
22	dft	1.7×10^{-2}
23	vibrat	1.7×10^{-2}
24	paper	1.6×10^{-2}
25	dynam	1.6×10^{-2}
26	experiment	1.6×10^{-2}
27	spin	1.6×10^{-2}
28	orbit	1.5×10^{-2}
29	hydrogen	1.5×10^{-2}
30	spectroscopi	1.5×10^{-2}
31	ioniz	1.4×10^{-2}
32	dissoci	1.4×10^{-2}
33	chem	1.4×10^{-2}
34	theoret	1.3×10^{-2}
35	dipol	1.3×10^{-2}
36	coupl	1.3×10^{-2}
37	year	1.2×10^{-2}
38	agreement	1.2×10^{-2}
39	photon	1.1×10^{-2}
40	absorpt	1.1×10^{-2}
41	clinic	1.1×10^{-2}
42	age	1.1×10^{-2}
43	object	1.1×10^{-2}
44	ccsd	1×10^{-2}
45	diseas	1×10^{-2}
46	risk	1×10^{-2}
47	structur	1×10^{-2}
48	solvat	1×10^{-2}
49	background	9.7×10^{-3}
50	hamiltonian	9.4×10^{-3}

No.	Word	RIG
51	proton	9×10^{-3}
52	mp2	8.7×10^{-3}
53	b3lyp	8.4×10^{-3}
54	reson	8.4×10^{-3}
55	assess	8.4×10^{-3}
56	depend	8.4×10^{-3}
57	gene	8.3×10^{-3}
58	polar	8.3×10^{-3}
59	solvent	8.2×10^{-3}
60	fock	8.2×10^{-3}
61	ground	8.2×10^{-3}
62	aim	8.1×10^{-3}
63	human	8.1×10^{-3}
64	manag	8×10^{-3}
65	polariz	7.8×10^{-3}
66	function	7.8×10^{-3}
67	energet	7.7×10^{-3}
68	ionic	7.6×10^{-3}
69	chemic	7.6×10^{-3}
70	cluster	7.6×10^{-3}
71	relax	7.5×10^{-3}
72	reaction	7.5×10^{-3}
73	entangl	7.4×10^{-3}
74	transfer	7.3×10^{-3}
75	research	7.3×10^{-3}
76	thermodynam	7.1×10^{-3}
77	hartre	7.1×10^{-3}
78	cation	7.1×10^{-3}
79	rev	7.1×10^{-3}
80	perturb	7.1×10^{-3}
81	adiabat	7×10^{-3}
82	laser	7×10^{-3}
83	bose	6.9×10^{-3}
84	health	6.8×10^{-3}
85	scatter	6.8×10^{-3}
86	temperatur	6.7×10^{-3}
87	intermolecular	6.7×10^{-3}
88	nonadiabat	6.7×10^{-3}
89	anion	6.7×10^{-3}
90	day	6.5×10^{-3}
91	qubit	6.4×10^{-3}
92	dure	6.4×10^{-3}
93	associ	6.4×10^{-3}
94	singlet	6.4×10^{-3}
95	properti	6.4×10^{-3}
96	signific	6.3×10^{-3}
97	phase	6.3×10^{-3}
98	test	6.3×10^{-3}
99	repuls	6.1×10^{-3}
100	trap	6.1×10^{-3}

TABLE E.191. Physics, Condensed Matter

No.	Word	RIG
1	electron	6.4×10^{-2}
2	temperatur	4.6×10^{-2}
3	film	4.6×10^{-2}
4	spin	4.1×10^{-2}
5	magnet	4×10^{-2}
6	properti	3.4×10^{-2}
7	dope	3.2×10^{-2}
8	structur	2.8×10^{-2}
9	diffract	2.8×10^{-2}
10	ray	2.6×10^{-2}
11	quantum	2.6×10^{-2}
12	lattic	2.5×10^{-2}
13	conclus	2.4×10^{-2}
14	atom	2.4×10^{-2}
15	patient	2.3×10^{-2}
16	thin	2.3×10^{-2}
17	ferromagnet	2.2×10^{-2}
18	crystal	2.2×10^{-2}
19	band	2.2×10^{-2}
20	deposit	2.2×10^{-2}
21	layer	2.2×10^{-2}
22	spectroscopi	2.2×10^{-2}
23	energi	2.1×10^{-2}
24	densiti	2.1×10^{-2}
25	transit	2.1×10^{-2}
26	surfac	2.1×10^{-2}
27	phase	2×10^{-2}
28	substrat	1.9×10^{-2}
29	superconduct	1.8×10^{-2}
30	microscopi	1.8×10^{-2}
31	electr	1.8×10^{-2}
32	metal	1.7×10^{-2}
33	charg	1.7×10^{-2}
34	optic	1.6×10^{-2}
35	year	1.6×10^{-2}
36	xrd	1.5×10^{-2}
37	field	1.5×10^{-2}
38	gap	1.5×10^{-2}
39	antiferromagnet	1.5×10^{-2}
40	state	1.4×10^{-2}
41	phonon	1.4×10^{-2}
42	anneal	1.4×10^{-2}
43	assess	1.4×10^{-2}
44	graphen	1.4×10^{-2}
45	object	1.4×10^{-2}
46	semiconductor	1.3×10^{-2}
47	superconductor	1.3×10^{-2}
48	fabric	1.3×10^{-2}
49	fermi	1.3×10^{-2}
50	prepar	1.3×10^{-2}

No.	Word	RIG
51	dielectr	1.2×10^{-2}
52	clinic	1.2×10^{-2}
53	insul	1.2×10^{-2}
54	aim	1.2×10^{-2}
55	bulk	1.2×10^{-2}
56	diseas	1.2×10^{-2}
57	calcul	1.2×10^{-2}
58	spectra	1.1×10^{-2}
59	risk	1.1×10^{-2}
60	room	1.1×10^{-2}
61	crystallin	1.1×10^{-2}
62	nanoparticl	1.1×10^{-2}
63	scan	1.1×10^{-2}
64	zno	1.1×10^{-2}
65	age	1.1×10^{-2}
66	paper	1.1×10^{-2}
67	materi	1.1×10^{-2}
68	oxid	1.1×10^{-2}
69	photoluminesc	1.1×10^{-2}
70	background	1×10^{-2}
71	ion	1×10^{-2}
72	associ	1×10^{-2}
73	polar	1×10^{-2}
74	exhibit	1×10^{-2}
75	grown	9.8×10^{-3}
76	sputter	9.8×10^{-3}
77	symmetri	9.5×10^{-3}
78	impur	9.3×10^{-3}
79	epitaxi	9.3×10^{-3}
80	synthes	9.2×10^{-3}
81	data	9.2×10^{-3}
82	human	9.2×10^{-3}
83	nanowir	9.2×10^{-3}
84	coat	9×10^{-3}
85	evalu	9×10^{-3}
86	nanostructur	9×10^{-3}
87	thermal	8.9×10^{-3}
88	manag	8.8×10^{-3}
89	gene	8.7×10^{-3}
90	raman	8.7×10^{-3}
91	devic	8.6×10^{-3}
92	carrier	8.5×10^{-3}
93	outcom	8.4×10^{-3}
94	research	8.4×10^{-3}
95	thick	8.3×10^{-3}
96	ferroelectr	8.3×10^{-3}
97	depend	8.3×10^{-3}
98	vacanc	8.3×10^{-3}
99	signific	8.2×10^{-3}
100	absorpt	8.1×10^{-3}

TABLE E.192. Physics, Fluids and Plasmas

No.	Word	RIG
1	plasma	8.4×10^{-2}
2	flow	5.1×10^{-2}
3	fluid	3.7×10^{-2}
4	numer	3.7×10^{-2}
5	turbul	3.7×10^{-2}
6	veloc	3.6×10^{-2}
7	reynold	2.8×10^{-2}
8	equat	2.8×10^{-2}
9	particl	2.7×10^{-2}
10	wave	2.6×10^{-2}
11	tokamak	2.6×10^{-2}
12	instabl	2.5×10^{-2}
13	simul	2.3×10^{-2}
14	field	2.1×10^{-2}
15	regim	2×10^{-2}
16	vortic	2×10^{-2}
17	discharg	2×10^{-2}
18	patient	1.8×10^{-2}
19	conclus	1.8×10^{-2}
20	phys	1.8×10^{-2}
21	dimension	1.8×10^{-2}
22	densiti	1.8×10^{-2}
23	boundari	1.6×10^{-2}
24	dynam	1.5×10^{-2}
25	wall	1.5×10^{-2}
26	pressur	1.5×10^{-2}
27	mode	1.5×10^{-2}
28	vortex	1.5×10^{-2}
29	toroid	1.4×10^{-2}
30	magnet	1.4×10^{-2}
31	jet	1.4×10^{-2}
32	nonlinear	1.3×10^{-2}
33	perturb	1.3×10^{-2}
34	ion	1.3×10^{-2}
35	shear	1.3×10^{-2}
36	amplitud	1.2×10^{-2}
37	flux	1.2×10^{-2}
38	confin	1.2×10^{-2}
39	stoke	1.2×10^{-2}
40	hydrodynam	1.2×10^{-2}
41	year	1.2×10^{-2}
42	oscil	1.2×10^{-2}
43	poloid	1.1×10^{-2}
44	experiment	1.1×10^{-2}
45	incel	1.1×10^{-2}
46	viscous	1.1×10^{-2}
47	streamwis	1.1×10^{-2}
48	group	1×10^{-2}
49	gas	1×10^{-2}
50	fluctuat	1×10^{-2}

No.	Word	RIG
51	clinic	1×10^{-2}
52	puls	1×10^{-2}
53	heat	1×10^{-2}
54	age	1×10^{-2}
55	magnetohydrodynam	1×10^{-2}
56	stead	9.7×10^{-3}
57	cyclotron	9.6×10^{-3}
58	motion	9.6×10^{-3}
59	energi	9.4×10^{-3}
60	analyt	9.2×10^{-3}
61	navier	9.2×10^{-3}
62	forc	9.2×10^{-3}
63	transit	9×10^{-3}
64	divertor	9×10^{-3}
65	convect	8.9×10^{-3}
66	propag	8.9×10^{-3}
67	activ	8.7×10^{-3}
68	scale	8.7×10^{-3}
69	electron	8.6×10^{-3}
70	axisymmetr	8.6×10^{-3}
71	viscos	8.5×10^{-3}
72	rotat	8.3×10^{-3}
73	inerti	8.2×10^{-3}
74	mech	8.2×10^{-3}
75	risk	8.1×10^{-3}
76	rev	8.1×10^{-3}
77	diseas	8.1×10^{-3}
78	coupl	8.1×10^{-3}
79	assess	8×10^{-3}
80	evalu	8×10^{-3}
81	paramet	8×10^{-3}
82	object	8×10^{-3}
83	driven	7.9×10^{-3}
84	agreement	7.8×10^{-3}
85	momentum	7.8×10^{-3}
86	unstabl	7.7×10^{-3}
87	microfluid	7.6×10^{-3}
88	collision	7.6×10^{-3}
89	laminar	7.5×10^{-3}
90	radial	7.5×10^{-3}
91	dissip	7.5×10^{-3}
92	equilibrium	7.4×10^{-3}
93	model	7.4×10^{-3}
94	diffus	7.4×10^{-3}
95	kinet	7.3×10^{-3}
96	finit	7.3×10^{-3}
97	number	7.3×10^{-3}
98	layer	7.1×10^{-3}
99	level	7×10^{-3}
100	human	6.7×10^{-3}

TABLE E.193. Physics, Mathematical

No.	Word	RIG
1	equat	6×10^{-2}
2	numer	3.2×10^{-2}
3	quantum	3×10^{-2}
4	dimension	2.6×10^{-2}
5	conclus	2×10^{-2}
6	patient	1.9×10^{-2}
7	algebra	1.8×10^{-2}
8	signific	1.8×10^{-2}
9	hamiltonian	1.8×10^{-2}
10	finit	1.7×10^{-2}
11	space	1.6×10^{-2}
12	solut	1.6×10^{-2}
13	phys	1.6×10^{-2}
14	dynam	1.5×10^{-2}
15	theori	1.5×10^{-2}
16	activ	1.4×10^{-2}
17	general	1.4×10^{-2}
18	nonlinear	1.4×10^{-2}
19	lattic	1.3×10^{-2}
20	symmetri	1.2×10^{-2}
21	assess	1.2×10^{-2}
22	explicit	1.2×10^{-2}
23	exact	1.2×10^{-2}
24	year	1.2×10^{-2}
25	asymptot	1.2×10^{-2}
26	boundari	1.2×10^{-2}
27	increas	1.2×10^{-2}
28	discret	1.1×10^{-2}
29	clinic	1.1×10^{-2}
30	dure	1.1×10^{-2}
31	schroding	1.1×10^{-2}
32	arbitrari	1.1×10^{-2}
33	particl	1.1×10^{-2}
34	problem	1.1×10^{-2}
35	invari	1×10^{-2}
36	classic	1×10^{-2}
37	infini	1×10^{-2}
38	age	1×10^{-2}
39	analyt	9.9×10^{-3}
40	expon	9.7×10^{-3}
41	evalu	9.7×10^{-3}
42	treatment	9.2×10^{-3}
43	wave	9.2×10^{-3}
44	law	9.1×10^{-3}
45	risk	8.8×10^{-3}
46	chaotic	8.7×10^{-3}
47	diseas	8.7×10^{-3}
48	prove	8.7×10^{-3}
49	eigenvalu	8.6×10^{-3}
50	manifold	8.5×10^{-3}

No.	Word	RIG
51	boltzmann	8.4×10^{-3}
52	oscil	8.4×10^{-3}
53	acid	8.2×10^{-3}
54	entangl	8.2×10^{-3}
55	perturb	8.1×10^{-3}
56	state	8×10^{-3}
57	comput	8×10^{-3}
58	rev	8×10^{-3}
59	high	7.8×10^{-3}
60	aim	7.7×10^{-3}
61	field	7.7×10^{-3}
62	dimens	7.7×10^{-3}
63	human	7.6×10^{-3}
64	solv	7.6×10^{-3}
65	theorem	7.5×10^{-3}
66	system	7.4×10^{-3}
67	ise	7.4×10^{-3}
68	approxim	7.4×10^{-3}
69	suggest	7.4×10^{-3}
70	converg	7.2×10^{-3}
71	cell	7.2×10^{-3}
72	day	7.2×10^{-3}
73	stochast	7.1×10^{-3}
74	design	7×10^{-3}
75	report	7×10^{-3}
76	indic	7×10^{-3}
77	compar	7×10^{-3}
78	hyperbol	7×10^{-3}
79	model	6.9×10^{-3}
80	gene	6.9×10^{-3}
81	scheme	6.9×10^{-3}
82	research	6.8×10^{-3}
83	health	6.8×10^{-3}
84	bifurc	6.8×10^{-3}
85	formula	6.8×10^{-3}
86	protein	6.8×10^{-3}
87	qub	6.7×10^{-3}
88	exampl	6.7×10^{-3}
89	consid	6.7×10^{-3}
90	entropi	6.6×10^{-3}
91	object	6.5×10^{-3}
92	diffus	6.5×10^{-3}
93	singular	6.5×10^{-3}
94	polynomi	6.5×10^{-3}
95	soliton	6.4×10^{-3}
96	deriv	6.4×10^{-3}
97	coupl	6.3×10^{-3}
98	regim	6.3×10^{-3}
99	level	6.3×10^{-3}
100	improv	6.3×10^{-3}

TABLE E.194. Physics, Multidisciplinary

No.	Word	RIG
1	quantum	4.8×10^{-2}
2	spin	2.2×10^{-2}
3	patient	2.1×10^{-2}
4	conclus	2.1×10^{-2}
5	state	1.7×10^{-2}
6	energi	1.7×10^{-2}
7	equat	1.6×10^{-2}
8	wave	1.5×10^{-2}
9	signific	1.5×10^{-2}
10	field	1.5×10^{-2}
11	assess	1.4×10^{-2}
12	symmetri	1.3×10^{-2}
13	entangl	1.3×10^{-2}
14	theori	1.3×10^{-2}
15	clinic	1.2×10^{-2}
16	evalu	1.2×10^{-2}
17	transit	1.2×10^{-2}
18	activ	1.2×10^{-2}
19	diseas	1.1×10^{-2}
20	age	1.1×10^{-2}
21	lattic	1.1×10^{-2}
22	year	1.1×10^{-2}
23	magnet	1.1×10^{-2}
24	particl	1×10^{-2}
25	atom	1×10^{-2}
26	momentum	9.9×10^{-3}
27	risk	9.9×10^{-3}
28	electron	9.8×10^{-3}
29	aim	9.6×10^{-3}
30	treatment	9.5×10^{-3}
31	qubit	9×10^{-3}
32	dimension	8.9×10^{-3}
33	hamiltonian	8.7×10^{-3}
34	develop	8.7×10^{-3}
35	gene	8.6×10^{-3}
36	object	8.6×10^{-3}
37	human	8.4×10^{-3}
38	photon	8.2×10^{-3}
39	dure	8.2×10^{-3}
40	scatter	8×10^{-3}
41	associ	8×10^{-3}
42	fermion	8×10^{-3}
43	improv	8×10^{-3}
44	protein	7.9×10^{-3}
45	coupl	7.9×10^{-3}
46	einstein	7.8×10^{-3}
47	test	7.7×10^{-3}
48	excit	7.7×10^{-3}
49	cell	7.6×10^{-3}
50	calcul	7.5×10^{-3}

No.	Word	RIG
51	health	7.5×10^{-3}
52	dynam	7.3×10^{-3}
53	phase	7.3×10^{-3}
54	decay	7.2×10^{-3}
55	manag	7.2×10^{-3}
56	oscil	7.1×10^{-3}
57	group	7×10^{-3}
58	dirac	7×10^{-3}
59	howev	6.9×10^{-3}
60	boson	6.9×10^{-3}
61	day	6.7×10^{-3}
62	theoret	6.6×10^{-3}
63	charg	6.5×10^{-3}
64	relativist	6.4×10^{-3}
65	superconduct	6.4×10^{-3}
66	result	6.4×10^{-3}
67	densiti	6.4×10^{-3}
68	outcom	6.4×10^{-3}
69	cosmolog	6.3×10^{-3}
70	particip	6.3×10^{-3}
71	month	6.2×10^{-3}
72	perform	6.2×10^{-3}
73	gravit	6.1×10^{-3}
74	suggest	6.1×10^{-3}
75	acid	6×10^{-3}
76	regul	6×10^{-3}
77	fermi	6×10^{-3}
78	physic	6×10^{-3}
79	identifi	6×10^{-3}
80	spacetim	5.9×10^{-3}
81	design	5.9×10^{-3}
82	schroding	5.9×10^{-3}
83	exact	5.9×10^{-3}
84	increas	5.8×10^{-3}
85	level	5.7×10^{-3}
86	studi	5.7×10^{-3}
87	interact	5.6×10^{-3}
88	entropi	5.6×10^{-3}
89	neutron	5.6×10^{-3}
90	research	5.6×10^{-3}
91	examin	5.6×10^{-3}
92	among	5.5×10^{-3}
93	orbit	5.4×10^{-3}
94	background	5.4×10^{-3}
95	adult	5.3×10^{-3}
96	compar	5.2×10^{-3}
97	major	5.2×10^{-3}
98	cancer	5.2×10^{-3}
99	includ	5.2×10^{-3}
100	may	5.1×10^{-3}

TABLE E.195. Physics, Nuclear

No.	Word	RIG
1	neutron	7.8×10^{-2}
2	mev	7.1×10^{-2}
3	energi	6.3×10^{-2}
4	nucleon	5.2×10^{-2}
5	nuclear	4.8×10^{-2}
6	nuclei	4.4×10^{-2}
7	beam	4.2×10^{-2}
8	proton	4.2×10^{-2}
9	collis	4×10^{-2}
10	gev	3.9×10^{-2}
11	hadron	3.9×10^{-2}
12	detector	3.8×10^{-2}
13	quark	3.6×10^{-2}
14	decay	3.4×10^{-2}
15	lhc	3.1×10^{-2}
16	heavi	2.8×10^{-2}
17	momentum	2.6×10^{-2}
18	meson	2.6×10^{-2}
19	particl	2.4×10^{-2}
20	gamma	2.3×10^{-2}
21	qcd	2.3×10^{-2}
22	kev	2.2×10^{-2}
23	calcul	2.2×10^{-2}
24	ion	2.1×10^{-2}
25	collid	2.1×10^{-2}
26	relativist	2×10^{-2}
27	gluon	1.9×10^{-2}
28	section	1.8×10^{-2}
29	tev	1.8×10^{-2}
30	cern	1.8×10^{-2}
31	pion	1.8×10^{-2}
32	scatter	1.8×10^{-2}
33	patient	1.8×10^{-2}
34	fission	1.7×10^{-2}
35	nucleus	1.7×10^{-2}
36	charg	1.7×10^{-2}
37	isotop	1.6×10^{-2}
38	excit	1.6×10^{-2}
39	neutrino	1.5×10^{-2}
40	parton	1.5×10^{-2}
41	mass	1.4×10^{-2}
42	baryon	1.4×10^{-2}
43	cross	1.4×10^{-2}
44	conclus	1.4×10^{-2}
45	symmetri	1.4×10^{-2}
46	matter	1.3×10^{-2}
47	scintil	1.2×10^{-2}
48	rhic	1.2×10^{-2}
49	isospin	1.2×10^{-2}
50	transvers	1.2×10^{-2}

No.	Word	RIG
51	signific	1.2×10^{-2}
52	angular	1.1×10^{-2}
53	cell	1.1×10^{-2}
54	acceler	1.1×10^{-2}
55	control	1.1×10^{-2}
56	boson	1.1×10^{-2}
57	deuteron	1.1×10^{-2}
58	assess	1×10^{-2}
59	spin	1×10^{-2}
60	inelast	9.9×10^{-3}
61	age	9.8×10^{-3}
62	diseas	9.8×10^{-3}
63	clinic	9.7×10^{-3}
64	state	9.7×10^{-3}
65	scalar	9.5×10^{-3}
66	increas	9.5×10^{-3}
67	protein	9.4×10^{-3}
68	radiat	9.4×10^{-3}
69	reaction	9.4×10^{-3}
70	experiment	9.4×10^{-3}
71	photon	9.3×10^{-3}
72	facil	9.2×10^{-3}
73	radioact	9×10^{-3}
74	muon	8.8×10^{-3}
75	ray	8.7×10^{-3}
76	bunch	8.4×10^{-3}
77	risk	8.4×10^{-3}
78	human	8.4×10^{-3}
79	associ	8.4×10^{-3}
80	higg	8.3×10^{-3}
81	lepton	8.2×10^{-3}
82	coulomb	8.2×10^{-3}
83	treatment	8.2×10^{-3}
84	gene	8.1×10^{-3}
85	skyrms	8.1×10^{-3}
86	shell	8.1×10^{-3}
87	measur	8.1×10^{-3}
88	projectil	8.1×10^{-3}
89	astrophys	7.9×10^{-3}
90	object	7.4×10^{-3}
91	linac	7.4×10^{-3}
92	activ	7.4×10^{-3}
93	carlo	7.3×10^{-3}
94	quadrupol	7.3×10^{-3}
95	group	7.2×10^{-3}
96	mont	7.2×10^{-3}
97	gaug	7.2×10^{-3}
98	alic	7.1×10^{-3}
99	spectromet	6.9×10^{-3}
100	acid	6.9×10^{-3}

TABLE E.196. Physics, Particles and Fields

No.	Word	RIG
1	scalar	7.3×10^{-2}
2	quark	6.4×10^{-2}
3	higg	5.9×10^{-2}
4	gaug	5.9×10^{-2}
5	lhc	5.9×10^{-2}
6	cosmolog	5.3×10^{-2}
7	gev	5.2×10^{-2}
8	boson	5.2×10^{-2}
9	decay	4.8×10^{-2}
10	neutrino	4.5×10^{-2}
11	qcd	4.4×10^{-2}
12	tev	4.2×10^{-2}
13	hadron	4.2×10^{-2}
14	symmetri	4×10^{-2}
15	lepton	4×10^{-2}
16	theori	3.9×10^{-2}
17	mass	3.7×10^{-2}
18	spacetim	3.7×10^{-2}
19	supersymmetr	3.6×10^{-2}
20	matter	3.6×10^{-2}
21	graviti	3.5×10^{-2}
22	gravit	3.5×10^{-2}
23	collid	3.3×10^{-2}
24	energi	3.2×10^{-2}
25	dark	3.1×10^{-2}
26	momentum	3×10^{-2}
27	meson	2.9×10^{-2}
28	cosmic	2.8×10^{-2}
29	fermion	2.8×10^{-2}
30	field	2.8×10^{-2}
31	detector	2.8×10^{-2}
32	perturb	2.6×10^{-2}
33	violat	2.4×10^{-2}
34	tensor	2.3×10^{-2}
35	brane	2.3×10^{-2}
36	gluon	2.3×10^{-2}
37	coupl	2.3×10^{-2}
38	supersymmetri	2.2×10^{-2}
39	baryon	2.2×10^{-2}
40	einstein	2.1×10^{-2}
41	quantum	2.1×10^{-2}
42	electroweak	2.1×10^{-2}
43	flavor	2.1×10^{-2}
44	particl	2.1×10^{-2}
45	patient	2.1×10^{-2}
46	charg	1.9×10^{-2}
47	supergrav	1.9×10^{-2}
48	sitter	1.9×10^{-2}
49	invari	1.9×10^{-2}
50	planck	1.9×10^{-2}

No.	Word	RIG
51	collis	1.9×10^{-2}
52	conclus	1.9×10^{-2}
53	increas	1.9×10^{-2}
54	string	1.9×10^{-2}
55	black	1.9×10^{-2}
56	proton	1.8×10^{-2}
57	nucleon	1.8×10^{-2}
58	hole	1.8×10^{-2}
59	neutron	1.7×10^{-2}
60	relativist	1.7×10^{-2}
61	massless	1.7×10^{-2}
62	pion	1.7×10^{-2}
63	space	1.6×10^{-2}
64	cell	1.6×10^{-2}
65	inflat	1.6×10^{-2}
66	mev	1.6×10^{-2}
67	muon	1.5×10^{-2}
68	activ	1.5×10^{-2}
69	parton	1.5×10^{-2}
70	control	1.5×10^{-2}
71	inflationari	1.5×10^{-2}
72	method	1.5×10^{-2}
73	renorm	1.4×10^{-2}
74	bar	1.4×10^{-2}
75	spin	1.4×10^{-2}
76	assess	1.4×10^{-2}
77	holograph	1.4×10^{-2}
78	constraint	1.4×10^{-2}
79	vacuum	1.4×10^{-2}
80	luminos	1.3×10^{-2}
81	equat	1.3×10^{-2}
82	signific	1.3×10^{-2}
83	heavi	1.3×10^{-2}
84	nonperturb	1.3×10^{-2}
85	gamma	1.2×10^{-2}
86	physic	1.2×10^{-2}
87	inflaton	1.2×10^{-2}
88	chiral	1.2×10^{-2}
89	phenomenolog	1.2×10^{-2}
90	diseas	1.2×10^{-2}
91	clinic	1.2×10^{-2}
92	lightest	1.2×10^{-2}
93	transvers	1.2×10^{-2}
94	protein	1.1×10^{-2}
95	dirac	1.1×10^{-2}
96	horizon	1.1×10^{-2}
97	model	1.1×10^{-2}
98	sigma	1.1×10^{-2}
99	loop	1.1×10^{-2}
100	human	1.1×10^{-2}

TABLE E.197. Physiology

No.	Word	RIG
1	muscl	4.6×10^{-2}
2	activ	3.8×10^{-2}
3	induc	3.7×10^{-2}
4	rat	3.6×10^{-2}
5	express	3×10^{-2}
6	increas	3×10^{-2}
7	paper	2.7×10^{-2}
8	receptor	2.5×10^{-2}
9	regul	2.4×10^{-2}
10	respons	2.4×10^{-2}
11	physiolog	2.4×10^{-2}
12	protein	2.4×10^{-2}
13	stimul	2.4×10^{-2}
14	exercis	2.3×10^{-2}
15	decreas	2.1×10^{-2}
16	inhibit	2.1×10^{-2}
17	mediat	2.1×10^{-2}
18	mice	2×10^{-2}
19	cell	1.9×10^{-2}
20	min	1.9×10^{-2}
21	suggest	1.9×10^{-2}
22	heart	1.8×10^{-2}
23	dure	1.8×10^{-2}
24	blood	1.8×10^{-2}
25	alter	1.7×10^{-2}
26	metabol	1.6×10^{-2}
27	ca2	1.6×10^{-2}
28	neuron	1.6×10^{-2}
29	arteri	1.4×10^{-2}
30	level	1.4×10^{-2}
31	signific	1.4×10^{-2}
32	role	1.3×10^{-2}
33	tissu	1.3×10^{-2}
34	chang	1.3×10^{-2}
35	mrna	1.3×10^{-2}
36	male	1.3×10^{-2}
37	skelet	1.3×10^{-2}
38	day	1.3×10^{-2}
39	rest	1.3×10^{-2}
40	bodi	1.2×10^{-2}
41	contract	1.2×10^{-2}
42	whether	1.2×10^{-2}
43	healthi	1.2×10^{-2}
44	cardiac	1.2×10^{-2}
45	evok	1.2×10^{-2}
46	anim	1.1×10^{-2}
47	attenu	1.1×10^{-2}
48	effect	1.1×10^{-2}
49	hypoxia	1.1×10^{-2}
50	may	1.1×10^{-2}

No.	Word	RIG
51	phosphoryl	1.1×10^{-2}
52	vascular	1.1×10^{-2}
53	pathway	1.1×10^{-2}
54	studi	1×10^{-2}
55	base	1×10^{-2}
56	inhibitor	1×10^{-2}
57	signal	1×10^{-2}
58	kinas	1×10^{-2}
59	glucos	9.9×10^{-3}
60	propos	9.7×10^{-3}
61	mechan	9.5×10^{-3}
62	insulin	9.1×10^{-3}
63	control	9.1×10^{-3}
64	intracellular	9×10^{-3}
65	impair	9×10^{-3}
66	contractil	8.8×10^{-3}
67	alpha	8.8×10^{-3}
68	hypothese	8.7×10^{-3}
69	reduc	8.6×10^{-3}
70	agonist	8.6×10^{-3}
71	mous	8.5×10^{-3}
72	subject	8.3×10^{-3}
73	membran	8.3×10^{-3}
74	elev	8.2×10^{-3}
75	injuri	8.2×10^{-3}
76	sympathet	8.1×10^{-3}
77	acut	8.1×10^{-3}
78	isometr	8×10^{-3}
79	circadian	7.9×10^{-3}
80	oxygen	7.8×10^{-3}
81	antagonist	7.8×10^{-3}
82	function	7.8×10^{-3}
83	howev	7.7×10^{-3}
84	abolish	7.6×10^{-3}
85	diet	7.6×10^{-3}
86	renal	7.6×10^{-3}
87	record	7.5×10^{-3}
88	extracellular	7.5×10^{-3}
89	clamp	7.4×10^{-3}
90	problem	7.4×10^{-3}
91	plasma	7.3×10^{-3}
92	nitric	7.3×10^{-3}
93	kidney	7.2×10^{-3}
94	upregul	7.2×10^{-3}
95	hypothese	7.2×10^{-3}
96	stress	7.2×10^{-3}
97	vivo	7.2×10^{-3}
98	blot	7.1×10^{-3}
99	modul	7.1×10^{-3}
100	materi	7.1×10^{-3}

TABLE E.198. Planning and Development

No.	Word	RIG
1	polici	6.7×10^{-2}
2	econom	5×10^{-2}
3	govern	4×10^{-2}
4	countri	4×10^{-2}
5	market	3.6×10^{-2}
6	articl	3.4×10^{-2}
7	social	3.4×10^{-2}
8	polit	3.3×10^{-2}
9	urban	3.1×10^{-2}
10	economi	3×10^{-2}
11	sector	2.9×10^{-2}
12	rural	2.5×10^{-2}
13	argu	2.5×10^{-2}
14	citi	2.3×10^{-2}
15	develop	2.3×10^{-2}
16	innov	2.2×10^{-2}
17	institut	2.1×10^{-2}
18	household	2.1×10^{-2}
19	capit	2.1×10^{-2}
20	public	2.1×10^{-2}
21	research	2.1×10^{-2}
22	actor	1.9×10^{-2}
23	incom	1.9×10^{-2}
24	invest	1.8×10^{-2}
25	paper	1.8×10^{-2}
26	busi	1.7×10^{-2}
27	poverti	1.7×10^{-2}
28	empir	1.7×10^{-2}
29	agricultur	1.6×10^{-2}
30	sustain	1.6×10^{-2}
31	cell	1.6×10^{-2}
32	firm	1.6×10^{-2}
33	patient	1.6×10^{-2}
34	method	1.5×10^{-2}
35	nation	1.4×10^{-2}
36	communiti	1.3×10^{-2}
37	financi	1.3×10^{-2}
38	draw	1.3×10^{-2}
39	privat	1.3×10^{-2}
40	land	1.3×10^{-2}
41	impact	1.3×10^{-2}
42	focus	1.2×10^{-2}
43	context	1.2×10^{-2}
44	africa	1.2×10^{-2}
45	farmer	1.2×10^{-2}
46	plan	1.2×10^{-2}
47	resourc	1.2×10^{-2}
48	strateg	1.1×10^{-2}
49	industri	1.1×10^{-2}
50	debat	1.1×10^{-2}

No.	Word	RIG
51	opportun	1.1×10^{-2}
52	agenda	1.1×10^{-2}
53	fund	1.1×10^{-2}
54	result	1.1×10^{-2}
55	find	1.1×10^{-2}
56	temperatur	1×10^{-2}
57	trade	1×10^{-2}
58	labour	9.9×10^{-3}
59	hous	9.8×10^{-3}
60	reform	9.5×10^{-3}
61	project	9.5×10^{-3}
62	clinic	9.4×10^{-3}
63	issu	9.2×10^{-3}
64	surfac	9.1×10^{-3}
65	livelihood	9×10^{-3}
66	literatur	9×10^{-3}
67	manag	8.9×10^{-3}
68	obtain	8.8×10^{-3}
69	local	8.8×10^{-3}
70	compani	8.8×10^{-3}
71	intern	8.7×10^{-3}
72	paramet	8.7×10^{-3}
73	organis	8.6×10^{-3}
74	perspect	8.5×10^{-3}
75	practic	8.5×10^{-3}
76	societi	8.5×10^{-3}
77	enterpris	8.5×10^{-3}
78	protein	8.3×10^{-3}
79	detect	8.3×10^{-3}
80	explor	8.3×10^{-3}
81	experiment	8.2×10^{-3}
82	global	8.2×10^{-3}
83	financ	8.1×10^{-3}
84	foreign	8×10^{-3}
85	conclus	7.9×10^{-3}
86	servic	7.9×10^{-3}
87	way	7.8×10^{-3}
88	discours	7.8×10^{-3}
89	world	7.7×10^{-3}
90	peopl	7.6×10^{-3}
91	simul	7.6×10^{-3}
92	territori	7.5×10^{-3}
93	treatment	7.4×10^{-3}
94	framework	7.4×10^{-3}
95	knowledg	7.4×10^{-3}
96	interview	7.2×10^{-3}
97	socio	7.2×10^{-3}
98	emerg	7.1×10^{-3}
99	stakehold	7.1×10^{-3}
100	survey	7.1×10^{-3}

TABLE E.199. Plant Sciences

No.	Word	RIG
1	plant	2.1×10^{-1}
2	speci	8.4×10^{-2}
3	leaf	6.2×10^{-2}
4	arabidopsi	5.7×10^{-2}
5	cultivar	4.7×10^{-2}
6	leav	4.6×10^{-2}
7	root	4.2×10^{-2}
8	gene	4×10^{-2}
9	flower	4×10^{-2}
10	seed	3.8×10^{-2}
11	seedl	3.7×10^{-2}
12	crop	3.6×10^{-2}
13	thaliana	3.4×10^{-2}
14	shoot	3.1×10^{-2}
15	fruit	2.8×10^{-2}
16	trait	2.6×10^{-2}
17	soil	2.5×10^{-2}
18	paper	2.5×10^{-2}
19	growth	2.4×10^{-2}
20	germin	2.1×10^{-2}
21	photosynthet	2.1×10^{-2}
22	ethnopharmacolog	2.1×10^{-2}
23	patient	2×10^{-2}
24	breed	1.9×10^{-2}
25	isol	1.9×10^{-2}
26	genet	1.9×10^{-2}
27	accumul	1.9×10^{-2}
28	genus	1.9×10^{-2}
29	rice	1.8×10^{-2}
30	veget	1.7×10^{-2}
31	grown	1.7×10^{-2}
32	tree	1.7×10^{-2}
33	chloroplast	1.6×10^{-2}
34	photosynthesi	1.6×10^{-2}
35	transgen	1.6×10^{-2}
36	drought	1.6×10^{-2}
37	wheat	1.6×10^{-2}
38	mutant	1.5×10^{-2}
39	transcript	1.5×10^{-2}
40	wild	1.5×10^{-2}
41	toler	1.5×10^{-2}
42	pollen	1.5×10^{-2}
43	biosynthesi	1.5×10^{-2}
44	phylogenet	1.4×10^{-2}
45	abiot	1.4×10^{-2}
46	chlorophyl	1.4×10^{-2}
47	stress	1.4×10^{-2}
48	acid	1.4×10^{-2}
49	floral	1.4×10^{-2}
50	taxa	1.3×10^{-2}

No.	Word	RIG
51	divers	1.3×10^{-2}
52	genotyp	1.3×10^{-2}
53	sequenc	1.3×10^{-2}
54	genom	1.3×10^{-2}
55	content	1.3×10^{-2}
56	cultiv	1.3×10^{-2}
57	pathogen	1.3×10^{-2}
58	express	1.3×10^{-2}
59	germplasm	1.2×10^{-2}
60	inocul	1.2×10^{-2}
61	regul	1.2×10^{-2}
62	sativa	1.2×10^{-2}
63	tomato	1.1×10^{-2}
64	abscis	1.1×10^{-2}
65	nutrient	1.1×10^{-2}
66	protein	1.1×10^{-2}
67	stomat	1.1×10^{-2}
68	loci	1×10^{-2}
69	phenotyp	1×10^{-2}
70	simul	1×10^{-2}
71	propos	1×10^{-2}
72	pollin	1×10^{-2}
73	auxin	1×10^{-2}
74	model	1×10^{-2}
75	biomass	9.9×10^{-3}
76	oryza	9.9×10^{-3}
77	dri	9.7×10^{-3}
78	morpholog	9.7×10^{-3}
79	aba	9.6×10^{-3}
80	taxonom	9.5×10^{-3}
81	marker	9.5×10^{-3}
82	weed	9.5×10^{-3}
83	infloresc	9.4×10^{-3}
84	antioxid	9.2×10^{-3}
85	forest	9.1×10^{-3}
86	product	9.1×10^{-3}
87	comput	9.1×10^{-3}
88	maiz	9×10^{-3}
89	plastid	9×10^{-3}
90	qtl	9×10^{-3}
91	greenhous	8.9×10^{-3}
92	fertil	8.7×10^{-3}
93	genera	8.6×10^{-3}
94	blight	8.6×10^{-3}
95	stem	8.5×10^{-3}
96	algorithm	8.5×10^{-3}
97	foliar	8.5×10^{-3}
98	chromosom	8.5×10^{-3}
99	oper	8.4×10^{-3}
100	medicin	8.4×10^{-3}

TABLE E.200. Poetry

No.	Word	RIG
1	poem	2.9×10^{-1}
2	poet	2.9×10^{-1}
3	poetri	2.8×10^{-1}
4	essay	2.3×10^{-1}
5	poetic	2×10^{-1}
6	dickinson	1.8×10^{-1}
7	argu	9.3×10^{-2}
8	emili	7.9×10^{-2}
9	literari	7.5×10^{-2}
10	text	7.4×10^{-2}
11	lyric	6.3×10^{-2}
12	antholog	5.7×10^{-2}
13	centuri	5.5×10^{-2}
14	epigram	5.1×10^{-2}
15	read	5×10^{-2}
16	byron	4.9×10^{-2}
17	shelley	4.8×10^{-2}
18	result	4.8×10^{-2}
19	vers	4.4×10^{-2}
20	write	4.1×10^{-2}
21	languag	3.7×10^{-2}
22	persona	3.4×10^{-2}
23	song	3.4×10^{-2}
24	interpret	3.4×10^{-2}
25	studi	3.3×10^{-2}
26	ancient	3.2×10^{-2}
27	perci	3.2×10^{-2}
28	greek	3.1×10^{-2}
29	baudelaire	3.1×10^{-2}
30	john	3.1×10^{-2}
31	voic	3.1×10^{-2}
32	wine	3×10^{-2}
33	enact	2.9×10^{-2}
34	keat	2.9×10^{-2}
35	harold	2.7×10^{-2}
36	eliot	2.7×10^{-2}
37	kenneth	2.7×10^{-2}
38	jame	2.6×10^{-2}
39	belov	2.6×10^{-2}
40	book	2.4×10^{-2}
41	hellenist	2.4×10^{-2}
42	moment	2.4×10^{-2}
43	rhyme	2.4×10^{-2}
44	edit	2.4×10^{-2}
45	corpus	2.4×10^{-2}
46	stori	2.3×10^{-2}
47	author	2.3×10^{-2}
48	shakespear	2.2×10^{-2}
49	histor	2.2×10^{-2}
50	american	2.2×10^{-2}

No.	Word	RIG
51	imit	2.2×10^{-2}
52	portray	2.2×10^{-2}
53	cultur	2.2×10^{-2}
54	theatric	2.1×10^{-2}
55	compar	2.1×10^{-2}
56	homer	2.1×10^{-2}
57	blur	2×10^{-2}
58	letter	2×10^{-2}
59	artist	2×10^{-2}
60	pen	2×10^{-2}
61	wife	2×10^{-2}
62	use	1.9×10^{-2}
63	republican	1.9×10^{-2}
64	audienc	1.8×10^{-2}
65	manuscript	1.8×10^{-2}
66	charact	1.8×10^{-2}
67	histori	1.8×10^{-2}
68	polit	1.8×10^{-2}
69	rather	1.8×10^{-2}
70	explor	1.8×10^{-2}
71	alreadi	1.8×10^{-2}
72	aesthet	1.7×10^{-2}
73	origin	1.7×10^{-2}
74	symposium	1.7×10^{-2}
75	speaker	1.7×10^{-2}
76	method	1.7×10^{-2}
77	recept	1.7×10^{-2}
78	recogniz	1.6×10^{-2}
79	form	1.6×10^{-2}
80	sharpen	1.6×10^{-2}
81	measur	1.6×10^{-2}
82	music	1.6×10^{-2}
83	war	1.6×10^{-2}
84	engag	1.6×10^{-2}
85	way	1.6×10^{-2}
86	translat	1.6×10^{-2}
87	tension	1.6×10^{-2}
88	part	1.6×10^{-2}
89	reader	1.5×10^{-2}
90	life	1.5×10^{-2}
91	increas	1.5×10^{-2}
92	ritual	1.5×10^{-2}
93	focus	1.5×10^{-2}
94	attest	1.5×10^{-2}
95	archilochus	1.5×10^{-2}
96	homoerot	1.5×10^{-2}
97	polysyllab	1.5×10^{-2}
98	spurn	1.5×10^{-2}
99	unitarian	1.5×10^{-2}
100	trenchant	1.5×10^{-2}

TABLE E.201. Political Science

No.	Word	RIG
1	polit	2.3×10^{-1}
2	articl	1.2×10^{-1}
3	parti	8.1×10^{-2}
4	argu	7.5×10^{-2}
5	polici	7.4×10^{-2}
6	elector	6.7×10^{-2}
7	govern	6.5×10^{-2}
8	democrat	6.3×10^{-2}
9	democraci	6.2×10^{-2}
10	elect	6.1×10^{-2}
11	voter	4.6×10^{-2}
12	vote	4.6×10^{-2}
13	countri	3.7×10^{-2}
14	nation	3.6×10^{-2}
15	institut	3.5×10^{-2}
16	citizen	3.5×10^{-2}
17	public	3.4×10^{-2}
18	actor	3.1×10^{-2}
19	social	3×10^{-2}
20	european	3×10^{-2}
21	econom	2.9×10^{-2}
22	union	2.6×10^{-2}
23	method	2.6×10^{-2}
24	state	2.5×10^{-2}
25	ideolog	2.5×10^{-2}
26	liber	2.4×10^{-2}
27	empir	2.4×10^{-2}
28	argument	2.3×10^{-2}
29	war	2.2×10^{-2}
30	scholar	2.2×10^{-2}
31	legisl	2.2×10^{-2}
32	partisan	2.2×10^{-2}
33	conflict	2.1×10^{-2}
34	result	2×10^{-2}
35	debat	2×10^{-2}
36	reform	1.9×10^{-2}
37	question	1.8×10^{-2}
38	intern	1.8×10^{-2}
39	parliamentari	1.8×10^{-2}
40	draw	1.8×10^{-2}
41	right	1.7×10^{-2}
42	patient	1.7×10^{-2}
43	crisi	1.7×10^{-2}
44	coalit	1.6×10^{-2}
45	whi	1.6×10^{-2}
46	cell	1.6×10^{-2}
47	parliament	1.6×10^{-2}
48	domest	1.5×10^{-2}
49	politician	1.5×10^{-2}
50	presidenti	1.5×10^{-2}

No.	Word	RIG
51	agenda	1.5×10^{-2}
52	find	1.4×10^{-2}
53	elit	1.4×10^{-2}
54	civil	1.4×10^{-2}
55	presid	1.4×10^{-2}
56	obtain	1.3×10^{-2}
57	claim	1.3×10^{-2}
58	authoritarian	1.3×10^{-2}
59	foreign	1.3×10^{-2}
60	issu	1.3×10^{-2}
61	temperatur	1.3×10^{-2}
62	legal	1.2×10^{-2}
63	legitimaci	1.2×10^{-2}
64	economi	1.2×10^{-2}
65	perform	1.2×10^{-2}
66	violenc	1.2×10^{-2}
67	surfac	1.2×10^{-2}
68	peac	1.2×10^{-2}
69	justic	1.2×10^{-2}
70	turnout	1.2×10^{-2}
71	societi	1.2×10^{-2}
72	rule	1.2×10^{-2}
73	campaign	1.1×10^{-2}
74	protest	1.1×10^{-2}
75	negoti	1.1×10^{-2}
76	engag	1.1×10^{-2}
77	simul	1.1×10^{-2}
78	contest	1.1×10^{-2}
79	militari	1.1×10^{-2}
80	paramet	1.1×10^{-2}
81	transnat	1×10^{-2}
82	clinic	1×10^{-2}
83	explain	1×10^{-2}
84	seek	1×10^{-2}
85	survey	1×10^{-2}
86	discours	1×10^{-2}
87	member	1×10^{-2}
88	opinion	1×10^{-2}
89	leader	1×10^{-2}
90	protein	9.9×10^{-3}
91	examin	9.8×10^{-3}
92	partisanship	9.8×10^{-3}
93	detect	9.8×10^{-3}
94	focus	9.8×10^{-3}
95	regim	9.7×10^{-3}
96	strateg	9.6×10^{-3}
97	literatur	9.4×10^{-3}
98	diseas	9.4×10^{-3}
99	europ	9.4×10^{-3}
100	treatment	9.3×10^{-3}

TABLE E.202. Polymer Science

No.	Word	RIG
1	polym	1.4×10^{-1}
2	poli	1.1×10^{-1}
3	polymer	9.3×10^{-2}
4	copolym	7.4×10^{-2}
5	prepar	6.1×10^{-2}
6	properti	5.5×10^{-2}
7	monom	4.3×10^{-2}
8	synthes	3.6×10^{-2}
9	chain	3.6×10^{-2}
10	thermal	3.5×10^{-2}
11	blend	3.2×10^{-2}
12	tensil	3.1×10^{-2}
13	methacryl	3×10^{-2}
14	ethylen	2.9×10^{-2}
15	composit	2.9×10^{-2}
16	scan	2.8×10^{-2}
17	microscopi	2.7×10^{-2}
18	crosslink	2.7×10^{-2}
19	spectroscopi	2.6×10^{-2}
20	temperatur	2.6×10^{-2}
21	morpholog	2.6×10^{-2}
22	calorimetri	2.6×10^{-2}
23	ftir	2.5×10^{-2}
24	nanocomposit	2.5×10^{-2}
25	modulus	2.4×10^{-2}
26	melt	2.3×10^{-2}
27	fourier	2.2×10^{-2}
28	dsc	2.2×10^{-2}
29	cellulos	2.1×10^{-2}
30	nmr	2.1×10^{-2}
31	infrar	2.1×10^{-2}
32	molecular	2.1×10^{-2}
33	patient	2.1×10^{-2}
34	conclus	2×10^{-2}
35	film	2×10^{-2}
36	copolymer	2×10^{-2}
37	thermogravimetr	2×10^{-2}
38	solvent	2×10^{-2}
39	acid	1.9×10^{-2}
40	acryl	1.9×10^{-2}
41	rheolog	1.9×10^{-2}
42	degre	1.9×10^{-2}
43	strength	1.9×10^{-2}
44	mechan	1.8×10^{-2}
45	dispers	1.8×10^{-2}
46	tga	1.8×10^{-2}
47	styren	1.7×10^{-2}
48	sem	1.7×10^{-2}
49	crystallin	1.7×10^{-2}
50	polypropylen	1.7×10^{-2}

No.	Word	RIG
51	vinyl	1.7×10^{-2}
52	rubber	1.6×10^{-2}
53	hydrophil	1.6×10^{-2}
54	character	1.6×10^{-2}
55	electron	1.6×10^{-2}
56	gel	1.6×10^{-2}
57	structur	1.6×10^{-2}
58	stabil	1.6×10^{-2}
59	glass	1.6×10^{-2}
60	polyethylen	1.5×10^{-2}
61	hydrophob	1.5×10^{-2}
62	glycol	1.5×10^{-2}
63	hydrogel	1.5×10^{-2}
64	graft	1.5×10^{-2}
65	aqueous	1.5×10^{-2}
66	swell	1.5×10^{-2}
67	matrix	1.5×10^{-2}
68	filler	1.4×10^{-2}
69	polystyren	1.4×10^{-2}
70	surfac	1.4×10^{-2}
71	paper	1.4×10^{-2}
72	fiber	1.4×10^{-2}
73	radic	1.4×10^{-2}
74	weight	1.4×10^{-2}
75	permeat	1.4×10^{-2}
76	viscos	1.4×10^{-2}
77	materi	1.4×10^{-2}
78	water	1.4×10^{-2}
79	year	1.3×10^{-2}
80	membran	1.3×10^{-2}
81	background	1.3×10^{-2}
82	solut	1.3×10^{-2}
83	chitosan	1.2×10^{-2}
84	content	1.2×10^{-2}
85	resin	1.2×10^{-2}
86	epoxi	1.2×10^{-2}
87	reaction	1.2×10^{-2}
88	exhibit	1.2×10^{-2}
89	nanoparticl	1.2×10^{-2}
90	selfassembl	1.1×10^{-2}
91	ray	1.1×10^{-2}
92	thermoplast	1.1×10^{-2}
93	pla	1.1×10^{-2}
94	amphiphil	1.1×10^{-2}
95	associ	1.1×10^{-2}
96	data	1.1×10^{-2}
97	solubl	1.1×10^{-2}
98	diblock	1.1×10^{-2}
99	backbon	1.1×10^{-2}
100	polyurethan	1×10^{-2}

TABLE E.203. Primary Health Care

No.	Word	RIG
1	care	1.8×10^{-1}
2	background	1.1×10^{-1}
3	patient	1.1×10^{-1}
4	primari	1.1×10^{-1}
5	health	9.2×10^{-2}
6	conclus	7.9×10^{-2}
7	practic	7.5×10^{-2}
8	physician	7.4×10^{-2}
9	gps	7.2×10^{-2}
10	practition	7.1×10^{-2}
11	medic	6.4×10^{-2}
12	consult	4.4×10^{-2}
13	particip	4×10^{-2}
14	interview	3.9×10^{-2}
15	general	3.4×10^{-2}
16	clinic	3.4×10^{-2}
17	method	3.2×10^{-2}
18	famili	3.1×10^{-2}
19	chronic	3.1×10^{-2}
20	manag	2.8×10^{-2}
21	outcom	2.7×10^{-2}
22	referr	2.6×10^{-2}
23	year	2.6×10^{-2}
24	object	2.5×10^{-2}
25	profession	2.5×10^{-2}
26	guidelin	2.5×10^{-2}
27	medicin	2.5×10^{-2}
28	educ	2.4×10^{-2}
29	intervent	2.4×10^{-2}
30	doctor	2.4×10^{-2}
31	aim	2.4×10^{-2}
32	semistructur	2.3×10^{-2}
33	servic	2.3×10^{-2}
34	need	2.3×10^{-2}
35	qualit	2.2×10^{-2}
36	recommend	2.2×10^{-2}
37	risk	2.2×10^{-2}
38	prescrib	2.2×10^{-2}
39	diabet	2.2×10^{-2}
40	age	2.1×10^{-2}
41	visit	2.1×10^{-2}
42	set	2.1×10^{-2}
43	clinician	2.1×10^{-2}
44	questionnair	2×10^{-2}
45	symptom	2×10^{-2}
46	diseas	2×10^{-2}
47	survey	1.9×10^{-2}
48	nurs	1.8×10^{-2}
49	includ	1.8×10^{-2}
50	prescript	1.7×10^{-2}

No.	Word	RIG
51	common	1.7×10^{-2}
52	themat	1.7×10^{-2}
53	diagnosi	1.6×10^{-2}
54	communiti	1.6×10^{-2}
55	specialist	1.5×10^{-2}
56	assess	1.5×10^{-2}
57	team	1.5×10^{-2}
58	perceiv	1.5×10^{-2}
59	healthcar	1.4×10^{-2}
60	advic	1.4×10^{-2}
61	ill	1.4×10^{-2}
62	show	1.3×10^{-2}
63	copd	1.3×10^{-2}
64	propos	1.3×10^{-2}
65	staff	1.3×10^{-2}
66	prevent	1.3×10^{-2}
67	nation	1.3×10^{-2}
68	result	1.3×10^{-2}
69	train	1.3×10^{-2}
70	diagnos	1.3×10^{-2}
71	depress	1.3×10^{-2}
72	australia	1.3×10^{-2}
73	theme	1.3×10^{-2}
74	support	1.2×10^{-2}
75	peopl	1.2×10^{-2}
76	receiv	1.2×10^{-2}
77	explor	1.2×10^{-2}
78	preval	1.2×10^{-2}
79	screen	1.2×10^{-2}
80	popul	1.2×10^{-2}
81	australian	1.2×10^{-2}
82	attend	1.1×10^{-2}
83	group	1.1×10^{-2}
84	identifi	1.1×10^{-2}
85	obstruct	1.1×10^{-2}
86	multimorbid	1.1×10^{-2}
87	treatment	1.1×10^{-2}
88	paper	1.1×10^{-2}
89	pain	1.1×10^{-2}
90	cell	1.1×10^{-2}
91	simul	1.1×10^{-2}
92	properti	1×10^{-2}
93	selfmanag	1×10^{-2}
94	barrier	1×10^{-2}
95	qualiti	1×10^{-2}
96	transcrib	1×10^{-2}
97	month	1×10^{-2}
98	evid	9.9×10^{-3}
99	improv	9.9×10^{-3}
100	counsel	9.8×10^{-3}

TABLE E.204. Psychiatry

No.	Word	RIG
1	disord	1.6×10^{-1}
2	depress	1.2×10^{-1}
3	symptom	9.1×10^{-2}
4	mental	8.7×10^{-2}
5	psychiatr	8.4×10^{-2}
6	schizophrenia	7.7×10^{-2}
7	conclus	5.7×10^{-2}
8	anxieti	5.5×10^{-2}
9	particip	5.3×10^{-2}
10	cognit	5.1×10^{-2}
11	associ	4.6×10^{-2}
12	assess	4×10^{-2}
13	patient	4×10^{-2}
14	clinic	3.8×10^{-2}
15	health	3.6×10^{-2}
16	score	3.5×10^{-2}
17	examin	3.3×10^{-2}
18	psychosi	3.3×10^{-2}
19	age	3.2×10^{-2}
20	suicid	3.2×10^{-2}
21	ill	3.1×10^{-2}
22	treatment	3×10^{-2}
23	emot	3×10^{-2}
24	mood	3×10^{-2}
25	dsm	3×10^{-2}
26	studi	3×10^{-2}
27	deficit	2.9×10^{-2}
28	adolesc	2.9×10^{-2}
29	psychot	2.9×10^{-2}
30	bipolar	2.7×10^{-2}
31	background	2.7×10^{-2}
32	interview	2.7×10^{-2}
33	intervent	2.6×10^{-2}
34	psychopatholog	2.5×10^{-2}
35	risk	2.5×10^{-2}
36	individu	2.5×10^{-2}
37	antipsychot	2.5×10^{-2}
38	person	2.5×10^{-2}
39	social	2.4×10^{-2}
40	adult	2.4×10^{-2}
41	selfreport	2.4×10^{-2}
42	questionnair	2.3×10^{-2}
43	psycholog	2.3×10^{-2}
44	ptsd	2.3×10^{-2}
45	posttraumat	2.3×10^{-2}
46	comorbid	2.3×10^{-2}
47	healthi	2.2×10^{-2}
48	group	2.2×10^{-2}
49	impair	2.2×10^{-2}
50	antidepress	2.2×10^{-2}

No.	Word	RIG
51	may	2.1×10^{-2}
52	medic	2.1×10^{-2}
53	paper	2×10^{-2}
54	abus	2×10^{-2}
55	signific	2×10^{-2}
56	object	1.9×10^{-2}
57	adhd	1.9×10^{-2}
58	find	1.8×10^{-2}
59	year	1.8×10^{-2}
60	hyperact	1.8×10^{-2}
61	mdd	1.7×10^{-2}
62	behavior	1.7×10^{-2}
63	episod	1.7×10^{-2}
64	whether	1.7×10^{-2}
65	brain	1.7×10^{-2}
66	baselin	1.7×10^{-2}
67	outcom	1.6×10^{-2}
68	children	1.5×10^{-2}
69	compuls	1.5×10^{-2}
70	suggest	1.5×10^{-2}
71	control	1.5×10^{-2}
72	aim	1.5×10^{-2}
73	prefront	1.5×10^{-2}
74	relat	1.5×10^{-2}
75	sampl	1.5×10^{-2}
76	method	1.5×10^{-2}
77	inventori	1.5×10^{-2}
78	simul	1.4×10^{-2}
79	scale	1.4×10^{-2}
80	distress	1.4×10^{-2}
81	temperatur	1.4×10^{-2}
82	psychiatri	1.4×10^{-2}
83	outpati	1.4×10^{-2}
84	relationship	1.4×10^{-2}
85	regress	1.4×10^{-2}
86	among	1.4×10^{-2}
87	obsess	1.4×10^{-2}
88	diagnos	1.4×10^{-2}
89	subject	1.3×10^{-2}
90	alcohol	1.3×10^{-2}
91	surfac	1.3×10^{-2}
92	addict	1.3×10^{-2}
93	substanc	1.3×10^{-2}
94	cortex	1.3×10^{-2}
95	care	1.3×10^{-2}
96	peopl	1.3×10^{-2}
97	preval	1.3×10^{-2}
98	negat	1.3×10^{-2}
99	gender	1.3×10^{-2}
100	propos	1.2×10^{-2}

TABLE E.205. Psychology

No.	Word	RIG
1	particip	6.9×10^{-2}
2	task	5.9×10^{-2}
3	cognit	5.5×10^{-2}
4	memori	3.1×10^{-2}
5	emot	2.9×10^{-2}
6	disord	2.9×10^{-2}
7	stimuli	2.8×10^{-2}
8	examin	2.4×10^{-2}
9	brain	2.4×10^{-2}
10	stimulus	2.4×10^{-2}
11	depress	2.3×10^{-2}
12	whether	2.3×10^{-2}
13	neuropsycholog	2.1×10^{-2}
14	adult	2.1×10^{-2}
15	suggest	2×10^{-2}
16	cortex	2×10^{-2}
17	age	1.9×10^{-2}
18	mental	1.9×10^{-2}
19	psycholog	1.9×10^{-2}
20	perceptu	1.9×10^{-2}
21	visual	1.9×10^{-2}
22	attent	1.9×10^{-2}
23	individu	1.8×10^{-2}
24	symptom	1.8×10^{-2}
25	associ	1.8×10^{-2}
26	anxieti	1.8×10^{-2}
27	object	1.7×10^{-2}
28	relat	1.7×10^{-2}
29	studi	1.7×10^{-2}
30	find	1.7×10^{-2}
31	impair	1.6×10^{-2}
32	deficit	1.6×10^{-2}
33	healthi	1.6×10^{-2}
34	social	1.6×10^{-2}
35	percept	1.5×10^{-2}
36	assess	1.5×10^{-2}
37	paper	1.5×10^{-2}
38	person	1.5×10^{-2}
39	cue	1.4×10^{-2}
40	prefront	1.4×10^{-2}
41	behavior	1.4×10^{-2}
42	verbal	1.3×10^{-2}
43	adolesc	1.3×10^{-2}
44	cell	1.3×10^{-2}
45	neural	1.3×10^{-2}
46	perceiv	1.3×10^{-2}
47	across	1.3×10^{-2}
48	children	1.2×10^{-2}
49	word	1.2×10^{-2}
50	frontal	1.2×10^{-2}

No.	Word	RIG
51	temperatur	1.2×10^{-2}
52	paradigm	1.2×10^{-2}
53	conclus	1.1×10^{-2}
54	score	1.1×10^{-2}
55	auditori	1.1×10^{-2}
56	research	1.1×10^{-2}
57	item	1×10^{-2}
58	subject	1×10^{-2}
59	learn	1×10^{-2}
60	selfreport	1×10^{-2}
61	fmri	1×10^{-2}
62	may	1×10^{-2}
63	distractor	9.9×10^{-3}
64	older	9.8×10^{-3}
65	evid	9.8×10^{-3}
66	group	9.7×10^{-3}
67	result	9.7×10^{-3}
68	test	9.4×10^{-3}
69	pariet	9.3×10^{-3}
70	questionnair	9.2×10^{-3}
71	motor	9.1×10^{-3}
72	cingul	9×10^{-3}
73	relationship	8.8×10^{-3}
74	energi	8.7×10^{-3}
75	execut	8.5×10^{-3}
76	eeg	8.4×10^{-3}
77	erp	8.3×10^{-3}
78	experi	8.2×10^{-3}
79	trial	8.2×10^{-3}
80	session	8×10^{-3}
81	negat	7.9×10^{-3}
82	control	7.8×10^{-3}
83	left	7.7×10^{-3}
84	cortic	7.7×10^{-3}
85	greater	7.6×10^{-3}
86	amygdala	7.6×10^{-3}
87	fear	7.6×10^{-3}
88	electron	7.6×10^{-3}
89	support	7.6×10^{-3}
90	intervent	7.3×10^{-3}
91	judgment	7.3×10^{-3}
92	psychiatr	7.3×10^{-3}
93	surfac	7.3×10^{-3}
94	peopl	7.1×10^{-3}
95	dure	7×10^{-3}
96	respons	7×10^{-3}
97	acid	6.9×10^{-3}
98	gyrus	6.9×10^{-3}
99	tempor	6.9×10^{-3}
100	eat	6.8×10^{-3}

TABLE E.206. Psychology, Applied

No.	Word	RIG
1	employe	6.3×10^{-2}
2	research	5.8×10^{-2}
3	organiz	5.1×10^{-2}
4	job	4.3×10^{-2}
5	implic	3.9×10^{-2}
6	psycholog	3.4×10^{-2}
7	examin	3.4×10^{-2}
8	perceiv	3.2×10^{-2}
9	relationship	3.2×10^{-2}
10	particip	3.1×10^{-2}
11	career	3.1×10^{-2}
12	person	2.6×10^{-2}
13	find	2.5×10^{-2}
14	social	2.3×10^{-2}
15	percept	2.1×10^{-2}
16	practic	2×10^{-2}
17	theori	1.9×10^{-2}
18	discuss	1.9×10^{-2}
19	leadership	1.8×10^{-2}
20	individu	1.8×10^{-2}
21	studi	1.7×10^{-2}
22	satisfact	1.7×10^{-2}
23	support	1.6×10^{-2}
24	task	1.6×10^{-2}
25	emot	1.5×10^{-2}
26	moder	1.5×10^{-2}
27	cell	1.5×10^{-2}
28	supervisor	1.5×10^{-2}
29	practition	1.5×10^{-2}
30	workplac	1.5×10^{-2}
31	work	1.4×10^{-2}
32	student	1.4×10^{-2}
33	leader	1.4×10^{-2}
34	relat	1.4×10^{-2}
35	sport	1.3×10^{-2}
36	team	1.3×10^{-2}
37	cognit	1.3×10^{-2}
38	athlet	1.3×10^{-2}
39	engag	1.3×10^{-2}
40	behavior	1.2×10^{-2}
41	worker	1.2×10^{-2}
42	manag	1.2×10^{-2}
43	futur	1.2×10^{-2}
44	interview	1.2×10^{-2}
45	posit	1.1×10^{-2}
46	motiv	1.1×10^{-2}
47	hypothes	1.1×10^{-2}
48	selfefficaci	1.1×10^{-2}
49	literatur	1.1×10^{-2}
50	counsel	1×10^{-2}

No.	Word	RIG
51	conceptu	1×10^{-2}
52	anteced	1×10^{-2}
53	patient	1×10^{-2}
54	coach	9.6×10^{-3}
55	perspect	9.6×10^{-3}
56	negat	9.3×10^{-3}
57	offend	9.1×10^{-3}
58	temperatur	9×10^{-3}
59	context	9×10^{-3}
60	selfreport	9×10^{-3}
61	skill	8.9×10^{-3}
62	empir	8.7×10^{-3}
63	counselor	8.7×10^{-3}
64	commit	8.6×10^{-3}
65	profession	8.6×10^{-3}
66	survey	8.5×10^{-3}
67	intent	8.5×10^{-3}
68	victim	8.4×10^{-3}
69	across	8.4×10^{-3}
70	colleg	8.3×10^{-3}
71	gender	8.3×10^{-3}
72	protein	8.3×10^{-3}
73	decis	8.3×10^{-3}
74	peopl	8.2×10^{-3}
75	mediat	8.2×10^{-3}
76	attitud	8.2×10^{-3}
77	focus	8.2×10^{-3}
78	surfac	8.1×10^{-3}
79	knowledg	7.9×10^{-3}
80	violenc	7.9×10^{-3}
81	interperson	7.9×10^{-3}
82	questionnair	7.9×10^{-3}
83	driver	7.8×10^{-3}
84	articl	7.7×10^{-3}
85	understand	7.7×10^{-3}
86	acid	7.7×10^{-3}
87	outcom	7.6×10^{-3}
88	energi	7.5×10^{-3}
89	ergonom	7.5×10^{-3}
90	train	7.4×10^{-3}
91	purpos	7.3×10^{-3}
92	justic	7.3×10^{-3}
93	mental	7.2×10^{-3}
94	compani	7.1×10^{-3}
95	speci	7×10^{-3}
96	resourc	7×10^{-3}
97	materi	6.9×10^{-3}
98	conflict	6.9×10^{-3}
99	paramet	6.8×10^{-3}
100	organ	6.8×10^{-3}

TABLE E.207. Psychology, Biological

No.	Word	RIG
1	task	4.8×10^{-2}
2	stimulus	4.6×10^{-2}
3	stimuli	4.2×10^{-2}
4	cue	3.6×10^{-2}
5	behavior	3.5×10^{-2}
6	suggest	3×10^{-2}
7	respons	2.9×10^{-2}
8	particip	2.8×10^{-2}
9	cognit	2.6×10^{-2}
10	whether	2.3×10^{-2}
11	erp	2.1×10^{-2}
12	anim	2.1×10^{-2}
13	male	2×10^{-2}
14	method	1.9×10^{-2}
15	individu	1.9×10^{-2}
16	rat	1.8×10^{-2}
17	food	1.7×10^{-2}
18	femal	1.7×10^{-2}
19	paper	1.7×10^{-2}
20	relat	1.7×10^{-2}
21	emot	1.7×10^{-2}
22	eeg	1.7×10^{-2}
23	learn	1.6×10^{-2}
24	mate	1.6×10^{-2}
25	maze	1.6×10^{-2}
26	pigeon	1.6×10^{-2}
27	test	1.4×10^{-2}
28	respond	1.4×10^{-2}
29	adult	1.4×10^{-2}
30	dure	1.4×10^{-2}
31	memori	1.4×10^{-2}
32	reward	1.3×10^{-2}
33	paradigm	1.3×10^{-2}
34	social	1.3×10^{-2}
35	brain	1.3×10^{-2}
36	trial	1.3×10^{-2}
37	attent	1.2×10^{-2}
38	may	1.2×10^{-2}
39	behaviour	1.2×10^{-2}
40	session	1.2×10^{-2}
41	choic	1.2×10^{-2}
42	experi	1.2×10^{-2}
43	hypothesi	1.2×10^{-2}
44	manipul	1.2×10^{-2}
45	examin	1.2×10^{-2}
46	anxieti	1.1×10^{-2}
47	discrimin	1.1×10^{-2}
48	either	1×10^{-2}
49	prefer	1×10^{-2}
50	differ	1×10^{-2}

No.	Word	RIG
51	physiolog	1×10^{-2}
52	conspecif	1×10^{-2}
53	entitl	1×10^{-2}
54	cell	9.8×10^{-3}
55	evid	9.7×10^{-3}
56	train	9.7×10^{-3}
57	reinforc	9.6×10^{-3}
58	elicit	9.6×10^{-3}
59	cortisol	9.5×10^{-3}
60	auditori	9.3×10^{-3}
61	avers	9.3×10^{-3}
62	associ	9.3×10^{-3}
63	intak	9.1×10^{-3}
64	latenc	8.9×10^{-3}
65	bird	8.9×10^{-3}
66	find	8.9×10^{-3}
67	startl	8.8×10^{-3}
68	applic	8.4×10^{-3}
69	forag	8.4×10^{-3}
70	trait	8.4×10^{-3}
71	amplitud	8.4×10^{-3}
72	subject	8.4×10^{-3}
73	predat	8.2×10^{-3}
74	spent	8.2×10^{-3}
75	psycholog	8.1×10^{-3}
76	surfac	8.1×10^{-3}
77	visual	8.1×10^{-3}
78	arous	7.9×10^{-3}
79	appetit	7.9×10^{-3}
80	condit	7.6×10^{-3}
81	peck	7.5×10^{-3}
82	effect	7.5×10^{-3}
83	electron	7.1×10^{-3}
84	negat	7×10^{-3}
85	neurofeedback	7×10^{-3}
86	aggress	7×10^{-3}
87	propos	6.9×10^{-3}
88	howev	6.9×10^{-3}
89	greater	6.9×10^{-3}
90	perceptu	6.8×10^{-3}
91	psychophysiolog	6.7×10^{-3}
92	across	6.7×10^{-3}
93	distractor	6.6×10^{-3}
94	affect	6.5×10^{-3}
95	sex	6.5×10^{-3}
96	conting	6.4×10^{-3}
97	materi	6.4×10^{-3}
98	word	6.3×10^{-3}
99	base	6.3×10^{-3}
100	p300	6.2×10^{-3}

TABLE E.208. Psychology, Clinical

No.	Word	RIG
1	disord	8.4×10^{-2}
2	particip	7.4×10^{-2}
3	depress	6.8×10^{-2}
4	symptom	6.7×10^{-2}
5	anxieti	5.7×10^{-2}
6	cognit	5.2×10^{-2}
7	examin	4.9×10^{-2}
8	intervent	4.4×10^{-2}
9	emot	4×10^{-2}
10	psycholog	3.9×10^{-2}
11	mental	3.7×10^{-2}
12	selfreport	3.6×10^{-2}
13	adolesc	3.5×10^{-2}
14	posttraumat	3.3×10^{-2}
15	behavior	3.2×10^{-2}
16	ptsd	3.1×10^{-2}
17	assess	3×10^{-2}
18	studi	2.8×10^{-2}
19	research	2.8×10^{-2}
20	associ	2.8×10^{-2}
21	social	2.6×10^{-2}
22	person	2.6×10^{-2}
23	health	2.6×10^{-2}
24	relationship	2.6×10^{-2}
25	individu	2.4×10^{-2}
26	sexual	2.3×10^{-2}
27	questionnair	2.3×10^{-2}
28	abus	2.3×10^{-2}
29	eat	2.2×10^{-2}
30	complet	2.2×10^{-2}
31	clinic	2.2×10^{-2}
32	age	2.2×10^{-2}
33	find	2.2×10^{-2}
34	sampl	2.1×10^{-2}
35	treatment	2×10^{-2}
36	adult	2×10^{-2}
37	parent	2×10^{-2}
38	session	2×10^{-2}
39	interview	2×10^{-2}
40	child	2×10^{-2}
41	distress	1.9×10^{-2}
42	outcom	1.9×10^{-2}
43	score	1.9×10^{-2}
44	therapist	1.9×10^{-2}
45	children	1.9×10^{-2}
46	women	1.9×10^{-2}
47	psychopatholog	1.9×10^{-2}
48	psychotherapi	1.8×10^{-2}
49	psychiatr	1.8×10^{-2}
50	implic	1.8×10^{-2}

No.	Word	RIG
51	dsm	1.8×10^{-2}
52	cbt	1.8×10^{-2}
53	among	1.7×10^{-2}
54	paper	1.7×10^{-2}
55	youth	1.7×10^{-2}
56	trauma	1.6×10^{-2}
57	cell	1.6×10^{-2}
58	relat	1.6×10^{-2}
59	substanc	1.5×10^{-2}
60	negat	1.5×10^{-2}
61	femal	1.5×10^{-2}
62	moder	1.5×10^{-2}
63	whether	1.5×10^{-2}
64	therapi	1.5×10^{-2}
65	suggest	1.5×10^{-2}
66	interperson	1.4×10^{-2}
67	conclus	1.4×10^{-2}
68	psychometr	1.4×10^{-2}
69	inventori	1.3×10^{-2}
70	temperatur	1.3×10^{-2}
71	group	1.3×10^{-2}
72	baselin	1.3×10^{-2}
73	surfac	1.3×10^{-2}
74	across	1.3×10^{-2}
75	risk	1.3×10^{-2}
76	year	1.2×10^{-2}
77	may	1.2×10^{-2}
78	support	1.2×10^{-2}
79	alcohol	1.2×10^{-2}
80	partner	1.2×10^{-2}
81	mood	1.2×10^{-2}
82	gender	1.2×10^{-2}
83	perceiv	1.2×10^{-2}
84	subscal	1.2×10^{-2}
85	simul	1.2×10^{-2}
86	student	1.2×10^{-2}
87	item	1.2×10^{-2}
88	childhood	1.1×10^{-2}
89	predictor	1.1×10^{-2}
90	system	1.1×10^{-2}
91	engag	1.1×10^{-2}
92	posttreat	1.1×10^{-2}
93	psychosoci	1.1×10^{-2}
94	symptomatolog	1.1×10^{-2}
95	object	1×10^{-2}
96	nervosa	1×10^{-2}
97	clinician	1×10^{-2}
98	violenc	1×10^{-2}
99	stress	1×10^{-2}
100	compuls	1×10^{-2}

TABLE E.209. Psychology, Developmental

No.	Word	RIG
1	children	1.8×10^{-1}
2	adolesc	1.2×10^{-1}
3	parent	9.7×10^{-2}
4	age	8.7×10^{-2}
5	child	8.7×10^{-2}
6	autism	8.3×10^{-2}
7	examin	5.6×10^{-2}
8	youth	5.6×10^{-2}
9	asd	5.4×10^{-2}
10	social	5×10^{-2}
11	year	4.9×10^{-2}
12	development	4.9×10^{-2}
13	school	4.8×10^{-2}
14	disord	4.7×10^{-2}
15	particip	4.3×10^{-2}
16	behavior	4.1×10^{-2}
17	peer	4×10^{-2}
18	mother	4×10^{-2}
19	emot	3.7×10^{-2}
20	old	3.5×10^{-2}
21	preschool	3.5×10^{-2}
22	childhood	3.2×10^{-2}
23	girl	3.2×10^{-2}
24	boy	3.1×10^{-2}
25	longitudin	3.1×10^{-2}
26	cognit	3×10^{-2}
27	intervent	3×10^{-2}
28	symptom	2.9×10^{-2}
29	young	2.8×10^{-2}
30	find	2.6×10^{-2}
31	adult	2.6×10^{-2}
32	earli	2.6×10^{-2}
33	skill	2.5×10^{-2}
34	famili	2.4×10^{-2}
35	depress	2.4×10^{-2}
36	gender	2.3×10^{-2}
37	adhd	2.3×10^{-2}
38	infant	2.3×10^{-2}
39	studi	2.2×10^{-2}
40	paper	2.2×10^{-2}
41	spectrum	2.1×10^{-2}
42	associ	2.1×10^{-2}
43	research	2×10^{-2}
44	task	2×10^{-2}
45	matern	1.9×10^{-2}
46	across	1.9×10^{-2}
47	implic	1.9×10^{-2}
48	mental	1.9×10^{-2}
49	selfreport	1.9×10^{-2}
50	teacher	1.8×10^{-2}

No.	Word	RIG
51	assess	1.8×10^{-2}
52	whether	1.8×10^{-2}
53	relat	1.7×10^{-2}
54	hyperact	1.6×10^{-2}
55	anxieti	1.6×10^{-2}
56	relationship	1.6×10^{-2}
57	cell	1.6×10^{-2}
58	languag	1.5×10^{-2}
59	month	1.5×10^{-2}
60	suggest	1.4×10^{-2}
61	toddler	1.4×10^{-2}
62	deficit	1.4×10^{-2}
63	attent	1.4×10^{-2}
64	adulthood	1.4×10^{-2}
65	father	1.4×10^{-2}
66	caregiv	1.4×10^{-2}
67	support	1.3×10^{-2}
68	verbal	1.3×10^{-2}
69	engag	1.3×10^{-2}
70	temperatur	1.3×10^{-2}
71	moder	1.3×10^{-2}
72	psycholog	1.2×10^{-2}
73	predict	1.2×10^{-2}
74	risk	1.1×10^{-2}
75	psychopatholog	1.1×10^{-2}
76	group	1.1×10^{-2}
77	older	1.1×10^{-2}
78	questionnair	1.1×10^{-2}
79	sampl	1.1×10^{-2}
80	simul	1.1×10^{-2}
81	health	1.1×10^{-2}
82	surfac	1.1×10^{-2}
83	energi	1.1×10^{-2}
84	prosoci	1.1×10^{-2}
85	system	1.1×10^{-2}
86	individu	1.1×10^{-2}
87	ethnic	1×10^{-2}
88	propos	1×10^{-2}
89	autist	1×10^{-2}
90	dyad	1×10^{-2}
91	difficulti	9.8×10^{-3}
92	student	9.5×10^{-3}
93	femal	9.5×10^{-3}
94	discuss	9.4×10^{-3}
95	educ	9.4×10^{-3}
96	outcom	9.3×10^{-3}
97	among	9.3×10^{-3}
98	report	9.2×10^{-3}
99	applic	9.2×10^{-3}
100	kindergarten	9.1×10^{-3}

TABLE E.210. Psychology, Educational

No.	Word	RIG
1	student	1.4×10^{-1}
2	school	1.2×10^{-1}
3	teacher	7.3×10^{-2}
4	children	6.2×10^{-2}
5	educ	5.5×10^{-2}
6	learn	5×10^{-2}
7	read	4.3×10^{-2}
8	grade	4.3×10^{-2}
9	academ	4×10^{-2}
10	skill	3.9×10^{-2}
11	classroom	3.8×10^{-2}
12	research	3.8×10^{-2}
13	implic	3.5×10^{-2}
14	particip	3.3×10^{-2}
15	examin	3.1×10^{-2}
16	instruct	3×10^{-2}
17	discuss	2.3×10^{-2}
18	studi	2.3×10^{-2}
19	cognit	2.3×10^{-2}
20	literaci	2.2×10^{-2}
21	languag	2.1×10^{-2}
22	find	2.1×10^{-2}
23	kindergarten	2×10^{-2}
24	social	1.9×10^{-2}
25	preschool	1.9×10^{-2}
26	emot	1.9×10^{-2}
27	peer	1.8×10^{-2}
28	word	1.8×10^{-2}
29	psycholog	1.8×10^{-2}
30	grader	1.7×10^{-2}
31	intervent	1.6×10^{-2}
32	support	1.6×10^{-2}
33	practic	1.6×10^{-2}
34	adolesc	1.6×10^{-2}
35	item	1.5×10^{-2}
36	cell	1.5×10^{-2}
37	motiv	1.5×10^{-2}
38	phonolog	1.5×10^{-2}
39	learner	1.5×10^{-2}
40	teach	1.5×10^{-2}
41	psychologist	1.5×10^{-2}
42	child	1.4×10^{-2}
43	parent	1.4×10^{-2}
44	score	1.4×10^{-2}
45	vocabulari	1.4×10^{-2}
46	patient	1.4×10^{-2}
47	elementari	1.3×10^{-2}
48	verbal	1.3×10^{-2}
49	engag	1.3×10^{-2}
50	selfefficaci	1.3×10^{-2}

No.	Word	RIG
51	across	1.3×10^{-2}
52	paper	1.3×10^{-2}
53	english	1.2×10^{-2}
54	fluenci	1.2×10^{-2}
55	text	1.2×10^{-2}
56	boy	1.2×10^{-2}
57	temperatur	1.2×10^{-2}
58	task	1.1×10^{-2}
59	girl	1.1×10^{-2}
60	compet	1.1×10^{-2}
61	confirmatori	1.1×10^{-2}
62	perceiv	1.1×10^{-2}
63	knowledg	1.1×10^{-2}
64	abil	1.1×10^{-2}
65	spell	1.1×10^{-2}
66	math	1.1×10^{-2}
67	system	1×10^{-2}
68	creativ	1×10^{-2}
69	selfregul	1×10^{-2}
70	gender	1×10^{-2}
71	assess	1×10^{-2}
72	longitudin	9.8×10^{-3}
73	energi	9.7×10^{-3}
74	reader	9.6×10^{-3}
75	masteri	9.6×10^{-3}
76	predictor	9.5×10^{-3}
77	profession	9.4×10^{-3}
78	person	9.3×10^{-3}
79	psychometr	9.2×10^{-3}
80	relationship	9×10^{-3}
81	selfconcept	9×10^{-3}
82	context	8.9×10^{-3}
83	method	8.8×10^{-3}
84	protein	8.8×10^{-3}
85	age	8.8×10^{-3}
86	undergradu	8.7×10^{-3}
87	percept	8.6×10^{-3}
88	latent	8.5×10^{-3}
89	relat	8.3×10^{-3}
90	belief	8.3×10^{-3}
91	think	8.3×10^{-3}
92	questionnair	8.2×10^{-3}
93	varianc	8.2×10^{-3}
94	youth	8.1×10^{-3}
95	articl	8.1×10^{-3}
96	comprehens	8×10^{-3}
97	selfreport	7.9×10^{-3}
98	surfac	7.9×10^{-3}
99	write	7.8×10^{-3}
100	year	7.7×10^{-3}

TABLE E.211. Psychology, Experimental

No.	Word	RIG
1	task	9.7×10^{-2}
2	particip	8×10^{-2}
3	cognit	5×10^{-2}
4	stimuli	4.8×10^{-2}
5	memori	4.5×10^{-2}
6	word	3.9×10^{-2}
7	stimulus	3.9×10^{-2}
8	visual	3.5×10^{-2}
9	experi	3.3×10^{-2}
10	perceptu	3.3×10^{-2}
11	whether	3.2×10^{-2}
12	suggest	3.2×10^{-2}
13	cue	3.1×10^{-2}
14	emot	2.9×10^{-2}
15	method	2.5×10^{-2}
16	percept	2.3×10^{-2}
17	paradigm	2.2×10^{-2}
18	attent	2.2×10^{-2}
19	lexic	2.2×10^{-2}
20	learn	2.2×10^{-2}
21	find	2.2×10^{-2}
22	judgment	2×10^{-2}
23	manipul	1.9×10^{-2}
24	erp	1.9×10^{-2}
25	represent	1.8×10^{-2}
26	languag	1.8×10^{-2}
27	examin	1.8×10^{-2}
28	process	1.7×10^{-2}
29	auditori	1.6×10^{-2}
30	distractor	1.5×10^{-2}
31	paper	1.5×10^{-2}
32	item	1.5×10^{-2}
33	cell	1.5×10^{-2}
34	neural	1.5×10^{-2}
35	cortex	1.5×10^{-2}
36	ask	1.4×10^{-2}
37	semant	1.4×10^{-2}
38	perceiv	1.4×10^{-2}
39	children	1.4×10^{-2}
40	recal	1.4×10^{-2}
41	brain	1.4×10^{-2}
42	sentenc	1.4×10^{-2}
43	relat	1.4×10^{-2}
44	temperatur	1.3×10^{-2}
45	across	1.3×10^{-2}
46	individu	1.2×10^{-2}
47	social	1.2×10^{-2}
48	phonolog	1.2×10^{-2}
49	verbal	1.2×10^{-2}
50	evid	1.2×10^{-2}

No.	Word	RIG
51	either	1.2×10^{-2}
52	inform	1.2×10^{-2}
53	elicit	1.2×10^{-2}
54	peopl	1.2×10^{-2}
55	research	1.1×10^{-2}
56	psycholog	1.1×10^{-2}
57	left	1.1×10^{-2}
58	rememb	1.1×10^{-2}
59	adult	1.1×10^{-2}
60	listen	1.1×10^{-2}
61	hypothesi	1.1×10^{-2}
62	movement	1.1×10^{-2}
63	respons	1.1×10^{-2}
64	irrelev	1.1×10^{-2}
65	context	1×10^{-2}
66	conclus	1×10^{-2}
67	tempor	1×10^{-2}
68	frontal	1×10^{-2}
69	read	9.9×10^{-3}
70	fmri	9.6×10^{-3}
71	energi	9.6×10^{-3}
72	speech	9.5×10^{-3}
73	motor	9.5×10^{-3}
74	right	9.4×10^{-3}
75	linguist	9.2×10^{-3}
76	treatment	9.2×10^{-3}
77	prefront	9.2×10^{-3}
78	instruct	9.2×10^{-3}
79	recognit	9.1×10^{-3}
80	speaker	9.1×10^{-3}
81	pictur	9.1×10^{-3}
82	implic	9.1×10^{-3}
83	pariet	9×10^{-3}
84	eye	8.9×10^{-3}
85	trial	8.8×10^{-3}
86	incongru	8.8×10^{-3}
87	prime	8.7×10^{-3}
88	concentr	8.7×10^{-3}
89	protein	8.5×10^{-3}
90	bias	8.4×10^{-3}
91	behavior	8.2×10^{-3}
92	acid	8.2×10^{-3}
93	gyrus	8.1×10^{-3}
94	applic	8.1×10^{-3}
95	test	8×10^{-3}
96	familiar	8×10^{-3}
97	music	7.8×10^{-3}
98	view	7.7×10^{-3}
99	congruent	7.7×10^{-3}
100	noun	7.6×10^{-3}

TABLE E.212. Psychology, Mathematical

No.	Word	RIG
1	item	8.1×10^{-2}
2	latent	3.2×10^{-2}
3	examine	2.5×10^{-2}
4	stimulus	2.3×10^{-2}
5	task	2.2×10^{-2}
6	cognit	2.1×10^{-2}
7	irt	2.1×10^{-2}
8	visual	1.9×10^{-2}
9	particip	1.9×10^{-2}
10	articl	1.9×10^{-2}
11	dif	1.8×10^{-2}
12	estim	1.8×10^{-2}
13	research	1.7×10^{-2}
14	word	1.7×10^{-2}
15	respons	1.6×10^{-2}
16	psycholog	1.5×10^{-2}
17	simul	1.5×10^{-2}
18	empir	1.4×10^{-2}
19	bias	1.4×10^{-2}
20	procedur	1.3×10^{-2}
21	lexic	1.3×10^{-2}
22	stimuli	1.3×10^{-2}
23	test	1.3×10^{-2}
24	perceptu	1.2×10^{-2}
25	across	1.2×10^{-2}
26	likelihood	1.2×10^{-2}
27	cell	1.2×10^{-2}
28	memori	1.1×10^{-2}
29	model	1.1×10^{-2}
30	covari	1.1×10^{-2}
31	error	1.1×10^{-2}
32	paradigm	1×10^{-2}
33	temperatur	9.8×10^{-3}
34	patient	9.6×10^{-3}
35	score	9.5×10^{-3}
36	data	9.4×10^{-3}
37	theori	9.2×10^{-3}
38	multilevel	9×10^{-3}
39	bayesian	8.8×10^{-3}
40	dina	8.7×10^{-3}
41	illustr	8.6×10^{-3}
42	rasch	8.4×10^{-3}
43	journal	8.4×10^{-3}
44	multidimension	8.3×10^{-3}
45	energi	8.3×10^{-3}
46	distractor	8.2×10^{-3}
47	fit	8.1×10^{-3}
48	unidimension	8.1×10^{-3}
49	exampl	8×10^{-3}
50	assumpt	8×10^{-3}

No.	Word	RIG
51	conclus	7.9×10^{-3}
52	hierarch	7.8×10^{-3}
53	judgment	7.8×10^{-3}
54	general	7.7×10^{-3}
55	carlo	7.5×10^{-3}
56	protein	7.4×10^{-3}
57	mont	7.4×10^{-3}
58	student	7.4×10^{-3}
59	experi	7.4×10^{-3}
60	manipul	7.2×10^{-3}
61	english	7.2×10^{-3}
62	concentr	7.1×10^{-3}
63	individu	7.1×10^{-3}
64	psycholinguist	7×10^{-3}
65	varianc	6.8×10^{-3}
66	irrelev	6.7×10^{-3}
67	variabl	6.7×10^{-3}
68	inform	6.7×10^{-3}
69	surfac	6.6×10^{-3}
70	acid	6.3×10^{-3}
71	electron	6.3×10^{-3}
72	diseas	6.3×10^{-3}
73	present	6.2×10^{-3}
74	abil	6.1×10^{-3}
75	statist	6×10^{-3}
76	languag	6×10^{-3}
77	two	6×10^{-3}
78	categori	5.9×10^{-3}
79	gene	5.9×10^{-3}
80	set	5.7×10^{-3}
81	exp	5.7×10^{-3}
82	winbug	5.6×10^{-3}
83	instruct	5.6×10^{-3}
84	psychometr	5.6×10^{-3}
85	assum	5.5×10^{-3}
86	discuss	5.5×10^{-3}
87	mass	5.4×10^{-3}
88	learn	5.3×10^{-3}
89	nonnorm	5.3×10^{-3}
90	semant	5.3×10^{-3}
91	misfit	5.3×10^{-3}
92	water	5.2×10^{-3}
93	often	5.1×10^{-3}
94	whether	5.1×10^{-3}
95	verbal	5.1×10^{-3}
96	oxid	5×10^{-3}
97	molecular	4.9×10^{-3}
98	behavior	4.9×10^{-3}
99	infer	4.8×10^{-3}
100	size	4.8×10^{-3}

TABLE E.213. Psychology, Multidisciplinary

No.	Word	RIG
1	psycholog	6.1×10^{-2}
2	particip	5.1×10^{-2}
3	social	4.3×10^{-2}
4	research	3.6×10^{-2}
5	emot	3.5×10^{-2}
6	cognit	3.1×10^{-2}
7	person	3×10^{-2}
8	student	2.7×10^{-2}
9	examin	2.2×10^{-2}
10	perceiv	2×10^{-2}
11	individu	1.9×10^{-2}
12	mental	1.9×10^{-2}
13	relationship	1.9×10^{-2}
14	peopl	1.8×10^{-2}
15	behavior	1.6×10^{-2}
16	percept	1.6×10^{-2}
17	find	1.5×10^{-2}
18	task	1.5×10^{-2}
19	implic	1.5×10^{-2}
20	questionnair	1.5×10^{-2}
21	cell	1.5×10^{-2}
22	studi	1.4×10^{-2}
23	children	1.3×10^{-2}
24	temperatur	1.2×10^{-2}
25	depress	1.2×10^{-2}
26	anxieti	1.2×10^{-2}
27	support	1.2×10^{-2}
28	relat	1.2×10^{-2}
29	whether	1.2×10^{-2}
30	health	1.2×10^{-2}
31	psychologist	1.1×10^{-2}
32	surfac	1.1×10^{-2}
33	discuss	1.1×10^{-2}
34	engag	1.1×10^{-2}
35	attitud	1.1×10^{-2}
36	adolesc	1.1×10^{-2}
37	school	1.1×10^{-2}
38	suggest	1.1×10^{-2}
39	feel	1.1×10^{-2}
40	selfreport	1.1×10^{-2}
41	adult	1.1×10^{-2}
42	age	1.1×10^{-2}
43	context	1×10^{-2}
44	educ	1×10^{-2}
45	energi	1×10^{-2}
46	gender	1×10^{-2}
47	intervent	1×10^{-2}
48	learn	9.9×10^{-3}
49	women	9.8×10^{-3}
50	negat	9.6×10^{-3}

No.	Word	RIG
51	experi	9.5×10^{-3}
52	motiv	9.1×10^{-3}
53	interview	9.1×10^{-3}
54	memori	8.9×10^{-3}
55	child	8.8×10^{-3}
56	life	8.8×10^{-3}
57	belief	8.8×10^{-3}
58	interperson	8.6×10^{-3}
59	item	8.5×10^{-3}
60	men	8.1×10^{-3}
61	suicid	8×10^{-3}
62	concentr	8×10^{-3}
63	simul	8×10^{-3}
64	paramet	8×10^{-3}
65	protein	7.9×10^{-3}
66	psychometr	7.9×10^{-3}
67	acid	7.9×10^{-3}
68	parent	7.7×10^{-3}
69	posit	7.7×10^{-3}
70	undergradu	7.7×10^{-3}
71	satisfact	7.7×10^{-3}
72	sexual	7.5×10^{-3}
73	skill	7.5×10^{-3}
74	stimuli	7.4×10^{-3}
75	method	7.4×10^{-3}
76	onlin	7.3×10^{-3}
77	distress	7.2×10^{-3}
78	cope	7.2×10^{-3}
79	water	7.1×10^{-3}
80	explor	7×10^{-3}
81	system	6.8×10^{-3}
82	effici	6.8×10^{-3}
83	word	6.8×10^{-3}
84	algorithm	6.6×10^{-3}
85	ask	6.6×10^{-3}
86	survey	6.6×10^{-3}
87	attent	6.5×10^{-3}
88	electron	6.5×10^{-3}
89	densiti	6.3×10^{-3}
90	oxid	6.3×10^{-3}
91	resili	6.2×10^{-3}
92	across	6.2×10^{-3}
93	among	6.2×10^{-3}
94	associ	6.2×10^{-3}
95	selfesteem	6.2×10^{-3}
96	calcul	6.1×10^{-3}
97	colleg	6.1×10^{-3}
98	evid	6×10^{-3}
99	assess	6×10^{-3}
100	chemic	5.9×10^{-3}

TABLE E.214. Psychology, Psychoanalysis

No.	Word	RIG
1	psychoanalyt	2.3×10^{-1}
2	psychoanalysi	1.9×10^{-1}
3	freud	1.2×10^{-1}
4	analyst	1.1×10^{-1}
5	unconsci	6×10^{-2}
6	countertransfer	5.9×10^{-2}
7	psychoanalyst	5.8×10^{-2}
8	psychic	5.6×10^{-2}
9	psychotherapi	4.2×10^{-2}
10	therapist	4×10^{-2}
11	author	4×10^{-2}
12	result	3.8×10^{-2}
13	analysand	3.7×10^{-2}
14	psycholog	3.6×10^{-2}
15	psychodynam	3.6×10^{-2}
16	jung	3.4×10^{-2}
17	trauma	3.4×10^{-2}
18	clinic	2.9×10^{-2}
19	theori	2.9×10^{-2}
20	winnicott	2.9×10^{-2}
21	vignett	2.9×10^{-2}
22	self	2.9×10^{-2}
23	narcissist	2.6×10^{-2}
24	patient	2.5×10^{-2}
25	emot	2.5×10^{-2}
26	think	2.4×10^{-2}
27	person	2.3×10^{-2}
28	concept	2.3×10^{-2}
29	method	2.3×10^{-2}
30	contemporari	2.2×10^{-2}
31	development	2.2×10^{-2}
32	traumat	2.2×10^{-2}
33	freudian	2.1×10^{-2}
34	mind	2.1×10^{-2}
35	articl	2.1×10^{-2}
36	mental	2.1×10^{-2}
37	dream	2×10^{-2}
38	fantasi	2×10^{-2}
39	work	1.9×10^{-2}
40	analyt	1.9×10^{-2}
41	interperson	1.8×10^{-2}
42	perform	1.8×10^{-2}
43	bion	1.8×10^{-2}
44	studi	1.8×10^{-2}
45	argu	1.8×10^{-2}
46	discuss	1.7×10^{-2}
47	intrapsych	1.7×10^{-2}
48	mourn	1.7×10^{-2}
49	intersubject	1.7×10^{-2}
50	perspect	1.7×10^{-2}

No.	Word	RIG
51	feel	1.6×10^{-2}
52	experi	1.6×10^{-2}
53	show	1.5×10^{-2}
54	use	1.5×10^{-2}
55	idea	1.5×10^{-2}
56	ferenczi	1.5×10^{-2}
57	enact	1.5×10^{-2}
58	realiti	1.5×10^{-2}
59	metaphor	1.4×10^{-2}
60	increas	1.4×10^{-2}
61	therapeut	1.4×10^{-2}
62	understand	1.3×10^{-2}
63	child	1.3×10^{-2}
64	relationship	1.3×10^{-2}
65	effect	1.3×10^{-2}
66	attempt	1.3×10^{-2}
67	sigmund	1.3×10^{-2}
68	cell	1.3×10^{-2}
69	sexual	1.2×10^{-2}
70	anxieti	1.2×10^{-2}
71	high	1.2×10^{-2}
72	obtain	1.2×10^{-2}
73	conflict	1.2×10^{-2}
74	explor	1.2×10^{-2}
75	conscious	1.2×10^{-2}
76	question	1.2×10^{-2}
77	jungian	1.2×10^{-2}
78	shame	1.2×10^{-2}
79	illustr	1.2×10^{-2}
80	attach	1.2×10^{-2}
81	way	1.1×10^{-2}
82	jew	1.1×10^{-2}
83	write	1.1×10^{-2}
84	simul	1.1×10^{-2}
85	essay	1.1×10^{-2}
86	effici	1.1×10^{-2}
87	neurot	1.1×10^{-2}
88	notion	1.1×10^{-2}
89	omnipot	1×10^{-2}
90	psych	1×10^{-2}
91	commentari	1×10^{-2}
92	psychopatholog	1×10^{-2}
93	dialogu	1×10^{-2}
94	guilt	1×10^{-2}
95	investig	1×10^{-2}
96	data	9.9×10^{-3}
97	view	9.9×10^{-3}
98	symbol	9.8×10^{-3}
99	pervers	9.7×10^{-3}
100	conceptu	9.6×10^{-3}

TABLE E.215. Psychology, Social

No.	Word	RIG
1	social	6.6×10^{-2}
2	particip	5.9×10^{-2}
3	person	5.3×10^{-2}
4	research	4.7×10^{-2}
5	examin	4.4×10^{-2}
6	psycholog	4.2×10^{-2}
7	perceiv	4.1×10^{-2}
8	emot	3.9×10^{-2}
9	peopl	3.7×10^{-2}
10	relationship	3.3×10^{-2}
11	implic	3.3×10^{-2}
12	individu	3×10^{-2}
13	method	2.7×10^{-2}
14	find	2.7×10^{-2}
15	trait	2.5×10^{-2}
16	discuss	2.3×10^{-2}
17	ingroup	2.3×10^{-2}
18	interperson	2.3×10^{-2}
19	negat	2.1×10^{-2}
20	behavior	2.1×10^{-2}
21	intergroup	2.1×10^{-2}
22	percept	2×10^{-2}
23	attitud	2×10^{-2}
24	motiv	2×10^{-2}
25	student	1.9×10^{-2}
26	mediat	1.9×10^{-2}
27	studi	1.8×10^{-2}
28	selfreport	1.8×10^{-2}
29	predict	1.7×10^{-2}
30	gender	1.7×10^{-2}
31	cell	1.6×10^{-2}
32	romant	1.6×10^{-2}
33	paper	1.6×10^{-2}
34	feel	1.6×10^{-2}
35	whether	1.5×10^{-2}
36	moder	1.5×10^{-2}
37	belief	1.5×10^{-2}
38	partner	1.5×10^{-2}
39	selfesteem	1.4×10^{-2}
40	posit	1.4×10^{-2}
41	extravers	1.4×10^{-2}
42	undergradu	1.4×10^{-2}
43	stereotyp	1.3×10^{-2}
44	cognit	1.3×10^{-2}
45	relat	1.3×10^{-2}
46	support	1.3×10^{-2}
47	theori	1.3×10^{-2}
48	hypothes	1.2×10^{-2}
49	prejudic	1.2×10^{-2}
50	adolesc	1.2×10^{-2}

No.	Word	RIG
51	conclus	1.2×10^{-2}
52	men	1.2×10^{-2}
53	neurotic	1.2×10^{-2}
54	system	1.2×10^{-2}
55	moral	1.2×10^{-2}
56	temperatur	1.2×10^{-2}
57	experi	1.2×10^{-2}
58	self	1.2×10^{-2}
59	endors	1.1×10^{-2}
60	paramet	1.1×10^{-2}
61	victim	1.1×10^{-2}
62	narciss	1.1×10^{-2}
63	across	1.1×10^{-2}
64	cultur	1.1×10^{-2}
65	engag	1.1×10^{-2}
66	outgroup	1.1×10^{-2}
67	surfac	1.1×10^{-2}
68	sexual	1.1×10^{-2}
69	context	1.1×10^{-2}
70	suggest	1.1×10^{-2}
71	agreeabl	1×10^{-2}
72	satisfact	1×10^{-2}
73	judgment	1×10^{-2}
74	conscienti	1×10^{-2}
75	effici	1×10^{-2}
76	member	1×10^{-2}
77	abus	9.8×10^{-3}
78	mental	9.8×10^{-3}
79	energi	9.7×10^{-3}
80	obtain	9.6×10^{-3}
81	anxieti	9.5×10^{-3}
82	women	9.4×10^{-3}
83	child	9.4×10^{-3}
84	concentr	9.3×10^{-3}
85	maltreat	9.1×10^{-3}
86	simul	8.6×10^{-3}
87	protein	8.6×10^{-3}
88	psychopathi	8.5×10^{-3}
89	questionnair	8.4×10^{-3}
90	water	8.4×10^{-3}
91	tendenc	8.1×10^{-3}
92	prime	8×10^{-3}
93	sampl	8×10^{-3}
94	acid	8×10^{-3}
95	manipul	8×10^{-3}
96	properti	7.8×10^{-3}
97	prosoci	7.8×10^{-3}
98	parent	7.8×10^{-3}
99	colleg	7.7×10^{-3}
100	patient	7.7×10^{-3}

TABLE E.216. Public Administration

No.	Word	RIG
1	govern	1.3×10^{-1}
2	public	1.1×10^{-1}
3	polici	9.7×10^{-2}
4	articl	5.3×10^{-2}
5	polit	4.7×10^{-2}
6	reform	3.7×10^{-2}
7	sector	3.7×10^{-2}
8	social	3.6×10^{-2}
9	servic	3.4×10^{-2}
10	institut	2.8×10^{-2}
11	administr	2.6×10^{-2}
12	manag	2.6×10^{-2}
13	argu	2.4×10^{-2}
14	citizen	2.4×10^{-2}
15	countri	2.4×10^{-2}
16	actor	2.1×10^{-2}
17	econom	2×10^{-2}
18	organiz	1.8×10^{-2}
19	nation	1.8×10^{-2}
20	agenc	1.8×10^{-2}
21	method	1.7×10^{-2}
22	financi	1.7×10^{-2}
23	china	1.7×10^{-2}
24	empir	1.6×10^{-2}
25	welfar	1.5×10^{-2}
26	market	1.5×10^{-2}
27	research	1.5×10^{-2}
28	privat	1.5×10^{-2}
29	cell	1.5×10^{-2}
30	result	1.3×10^{-2}
31	patient	1.3×10^{-2}
32	tax	1.3×10^{-2}
33	democrat	1.2×10^{-2}
34	servant	1.2×10^{-2}
35	crisi	1.2×10^{-2}
36	union	1.2×10^{-2}
37	perspect	1.2×10^{-2}
38	innov	1.2×10^{-2}
39	employe	1.2×10^{-2}
40	nonprofit	1.2×10^{-2}
41	fiscal	1.1×10^{-2}
42	draw	1.1×10^{-2}
43	european	1.1×10^{-2}
44	financ	1.1×10^{-2}
45	surfac	1.1×10^{-2}
46	fund	1.1×10^{-2}
47	jel	1×10^{-2}
48	societi	1×10^{-2}
49	temperatur	1×10^{-2}
50	economi	1×10^{-2}

No.	Word	RIG
51	agenda	1×10^{-2}
52	bureaucrat	1×10^{-2}
53	focus	9.9×10^{-3}
54	make	9.8×10^{-3}
55	author	9.7×10^{-3}
56	issu	9.6×10^{-3}
57	government	9.6×10^{-3}
58	civil	9.2×10^{-3}
59	explor	9.1×10^{-3}
60	paramet	8.9×10^{-3}
61	protein	8.8×10^{-3}
62	conclus	8.7×10^{-3}
63	literatur	8.7×10^{-3}
64	municip	8.6×10^{-3}
65	organ	8.4×10^{-3}
66	strateg	8.4×10^{-3}
67	resourc	8.3×10^{-3}
68	debat	8.2×10^{-3}
69	find	8.2×10^{-3}
70	feder	8.1×10^{-3}
71	obtain	8.1×10^{-3}
72	legitimaci	8×10^{-3}
73	observ	8×10^{-3}
74	scholar	7.9×10^{-3}
75	detect	7.9×10^{-3}
76	democraci	7.8×10^{-3}
77	treatment	7.8×10^{-3}
78	clinic	7.7×10^{-3}
79	induc	7.6×10^{-3}
80	offici	7.6×10^{-3}
81	council	7.5×10^{-3}
82	acid	7.5×10^{-3}
83	use	7.4×10^{-3}
84	simul	7.4×10^{-3}
85	practic	7.3×10^{-3}
86	way	7.3×10^{-3}
87	citi	7.2×10^{-3}
88	stakehold	7.2×10^{-3}
89	decis	7.1×10^{-3}
90	experiment	7.1×10^{-3}
91	properti	7×10^{-3}
92	incom	7×10^{-3}
93	provis	7×10^{-3}
94	gene	7×10^{-3}
95	survey	7×10^{-3}
96	examin	7×10^{-3}
97	state	6.9×10^{-3}
98	policymak	6.9×10^{-3}
99	ratio	6.9×10^{-3}
100	capit	6.8×10^{-3}

TABLE E.217. Public, Environmental and Occupational

No.	Word	RIG
1	health	1.5×10^{-1}
2	conclus	6.6×10^{-2}
3	risk	5×10^{-2}
4	among	4.6×10^{-2}
5	age	4.4×10^{-2}
6	survey	4.3×10^{-2}
7	particip	4.3×10^{-2}
8	women	3.7×10^{-2}
9	regress	3.6×10^{-2}
10	associ	3.5×10^{-2}
11	intervent	3.5×10^{-2}
12	year	3.5×10^{-2}
13	care	3.3×10^{-2}
14	popul	3.2×10^{-2}
15	background	3×10^{-2}
16	interview	2.9×10^{-2}
17	preval	2.7×10^{-2}
18	public	2.7×10^{-2}
19	object	2.7×10^{-2}
20	nation	2.7×10^{-2}
21	logist	2.5×10^{-2}
22	questionnair	2.5×10^{-2}
23	educ	2.5×10^{-2}
24	assess	2.3×10^{-2}
25	exposur	2.3×10^{-2}
26	prevent	2.2×10^{-2}
27	communiti	2.2×10^{-2}
28	worker	2.2×10^{-2}
29	examin	2.1×10^{-2}
30	smoke	2.1×10^{-2}
31	method	2.1×10^{-2}
32	adjust	2×10^{-2}
33	children	2×10^{-2}
34	studi	1.9×10^{-2}
35	hiv	1.9×10^{-2}
36	men	1.8×10^{-2}
37	data	1.8×10^{-2}
38	odd	1.8×10^{-2}
39	demograph	1.7×10^{-2}
40	status	1.7×10^{-2}
41	social	1.7×10^{-2}
42	medic	1.6×10^{-2}
43	need	1.6×10^{-2}
44	confid	1.6×10^{-2}
45	selfreport	1.6×10^{-2}
46	adult	1.5×10^{-2}
47	occup	1.5×10^{-2}
48	incom	1.5×10^{-2}
49	conduct	1.5×10^{-2}
50	servic	1.5×10^{-2}

No.	Word	RIG
51	mental	1.5×10^{-2}
52	sex	1.4×10^{-2}
53	peopl	1.4×10^{-2}
54	countri	1.4×10^{-2}
55	socioeconom	1.4×10^{-2}
56	live	1.4×10^{-2}
57	school	1.4×10^{-2}
58	factor	1.4×10^{-2}
59	person	1.4×10^{-2}
60	rural	1.4×10^{-2}
61	polic	1.3×10^{-2}
62	outcom	1.3×10^{-2}
63	individu	1.3×10^{-2}
64	hospit	1.2×10^{-2}
65	cohort	1.2×10^{-2}
66	sexual	1.2×10^{-2}
67	adolesc	1.2×10^{-2}
68	resid	1.2×10^{-2}
69	section	1.2×10^{-2}
70	gender	1.2×10^{-2}
71	epidemiolog	1.2×10^{-2}
72	child	1.1×10^{-2}
73	propos	1.1×10^{-2}
74	paper	1.1×10^{-2}
75	report	1.1×10^{-2}
76	household	1.1×10^{-2}
77	older	1.1×10^{-2}
78	interv	1.1×10^{-2}
79	program	1.1×10^{-2}
80	tobacco	1.1×10^{-2}
81	ethnic	1.1×10^{-2}
82	obes	1×10^{-2}
83	perceiv	1×10^{-2}
84	includ	1×10^{-2}
85	smoker	1×10^{-2}
86	group	1×10^{-2}
87	healthcar	1×10^{-2}
88	sampl	9.8×10^{-3}
89	collect	9.7×10^{-3}
90	properti	9.7×10^{-3}
91	birth	9.6×10^{-3}
92	cross	9.6×10^{-3}
93	surveil	9.5×10^{-3}
94	infect	9.2×10^{-3}
95	youth	9.1×10^{-3}
96	diseas	9×10^{-3}
97	multivari	9×10^{-3}
98	result	9×10^{-3}
99	identifi	9×10^{-3}
100	research	8.9×10^{-3}

TABLE E.218. Radiology, Nuclear Medicine and Medical Imaging

No.	Word	RIG
1	imag	1.6×10^{-1}
2	patient	6.2×10^{-2}
3	mri	5.4×10^{-2}
4	purpos	4.9×10^{-2}
5	phantom	4.9×10^{-2}
6	tomographi	4.7×10^{-2}
7	conclus	3.6×10^{-2}
8	dose	3.4×10^{-2}
9	pet	3.3×10^{-2}
10	radiologist	3.2×10^{-2}
11	radiat	3.1×10^{-2}
12	method	3.1×10^{-2}
13	clinic	3×10^{-2}
14	lesion	2.7×10^{-2}
15	reson	2.6×10^{-2}
16	tissu	2.4×10^{-2}
17	brain	2.3×10^{-2}
18	ultrasound	2.3×10^{-2}
19	volum	2.2×10^{-2}
20	radiotherapi	2.2×10^{-2}
21	underw	2.2×10^{-2}
22	magnet	2.1×10^{-2}
23	contrast	2×10^{-2}
24	tumor	2×10^{-2}
25	evalu	1.9×10^{-2}
26	diagnost	1.9×10^{-2}
27	arteri	1.9×10^{-2}
28	scan	1.8×10^{-2}
29	cancer	1.8×10^{-2}
30	radiolog	1.7×10^{-2}
31	scanner	1.7×10^{-2}
32	retrospect	1.7×10^{-2}
33	fdg	1.7×10^{-2}
34	materi	1.6×10^{-2}
35	voxel	1.6×10^{-2}
36	anatom	1.6×10^{-2}
37	acquir	1.6×10^{-2}
38	assess	1.5×10^{-2}
39	reconstruct	1.5×10^{-2}
40	acquisit	1.5×10^{-2}
41	angiographi	1.4×10^{-2}
42	segment	1.3×10^{-2}
43	diagnosi	1.3×10^{-2}
44	mean	1.3×10^{-2}
45	echo	1.3×10^{-2}
46	perfus	1.3×10^{-2}
47	noninvas	1.3×10^{-2}
48	comput	1.2×10^{-2}
49	positron	1.2×10^{-2}
50	dosimetri	1.2×10^{-2}

No.	Word	RIG
51	therapi	1.2×10^{-2}
52	modal	1.2×10^{-2}
53	accuraci	1.2×10^{-2}
54	dosimetr	1.2×10^{-2}
55	spect	1.1×10^{-2}
56	compar	1.1×10^{-2}
57	perform	1.1×10^{-2}
58	measur	1.1×10^{-2}
59	standard	1.1×10^{-2}
60	resolut	1.1×10^{-2}
61	left	1.1×10^{-2}
62	fmri	1×10^{-2}
63	detect	1×10^{-2}
64	use	1×10^{-2}
65	artifact	1×10^{-2}
66	paper	1×10^{-2}
67	detector	9.8×10^{-3}
68	breast	9.8×10^{-3}
69	prostat	9.7×10^{-3}
70	beam	9.6×10^{-3}
71	registr	9.4×10^{-3}
72	imrt	9.4×10^{-3}
73	review	9.2×10^{-3}
74	brachytherapi	9.2×10^{-3}
75	vivo	9.1×10^{-3}
76	patholog	9×10^{-3}
77	malign	9×10^{-3}
78	approv	8.9×10^{-3}
79	visual	8.8×10^{-3}
80	interobserv	8.7×10^{-3}
81	lung	8.7×10^{-3}
82	uptak	8.5×10^{-3}
83	correl	8.5×10^{-3}
84	dwi	8.4×10^{-3}
85	median	8.4×10^{-3}
86	cortic	8.2×10^{-3}
87	plan	8.1×10^{-3}
88	irradi	7.9×10^{-3}
89	accur	7.9×10^{-3}
90	slice	7.9×10^{-3}
91	normal	7.6×10^{-3}
92	valu	7.6×10^{-3}
93	anatomi	7.6×10^{-3}
94	result	7.5×10^{-3}
95	cortex	7.5×10^{-3}
96	temperatur	7.4×10^{-3}
97	cardiac	7.4×10^{-3}
98	sensit	7.4×10^{-3}
99	nois	7.4×10^{-3}
100	vessel	7.3×10^{-3}

TABLE E.219. Rehabilitation

No.	Word	RIG
1	particip	9×10^{-2}
2	rehabilit	8.2×10^{-2}
3	disabl	8×10^{-2}
4	conclus	7.1×10^{-2}
5	intervent	5.7×10^{-2}
6	purpos	4×10^{-2}
7	children	3.6×10^{-2}
8	object	3.5×10^{-2}
9	outcom	3.1×10^{-2}
10	score	3.1×10^{-2}
11	age	3×10^{-2}
12	assess	2.9×10^{-2}
13	therapist	2.8×10^{-2}
14	studi	2.7×10^{-2}
15	exercis	2.7×10^{-2}
16	pain	2.6×10^{-2}
17	group	2.5×10^{-2}
18	injuri	2.5×10^{-2}
19	muscl	2.4×10^{-2}
20	peopl	2.3×10^{-2}
21	impair	2.3×10^{-2}
22	stroke	2.3×10^{-2}
23	subject	2.2×10^{-2}
24	walk	2.2×10^{-2}
25	session	2.2×10^{-2}
26	motor	2.2×10^{-2}
27	measur	2.2×10^{-2}
28	autism	2.1×10^{-2}
29	patient	2.1×10^{-2}
30	individu	2×10^{-2}
31	clinic	2×10^{-2}
32	gait	2×10^{-2}
33	intellectu	2×10^{-2}
34	train	1.9×10^{-2}
35	limb	1.9×10^{-2}
36	questionnair	1.9×10^{-2}
37	skill	1.9×10^{-2}
38	week	1.7×10^{-2}
39	person	1.7×10^{-2}
40	result	1.7×10^{-2}
41	spinal	1.6×10^{-2}
42	signific	1.6×10^{-2}
43	adult	1.6×10^{-2}
44	method	1.6×10^{-2}
45	traumat	1.6×10^{-2}
46	physic	1.5×10^{-2}
47	health	1.5×10^{-2}
48	year	1.4×10^{-2}
49	languag	1.4×10^{-2}
50	flexion	1.4×10^{-2}

No.	Word	RIG
51	asd	1.4×10^{-2}
52	interview	1.4×10^{-2}
53	cell	1.3×10^{-2}
54	disord	1.3×10^{-2}
55	examin	1.3×10^{-2}
56	knee	1.3×10^{-2}
57	research	1.3×10^{-2}
58	speech	1.3×10^{-2}
59	paper	1.2×10^{-2}
60	item	1.2×10^{-2}
61	design	1.2×10^{-2}
62	movement	1.2×10^{-2}
63	therapi	1.2×10^{-2}
64	task	1.2×10^{-2}
65	temperatur	1.2×10^{-2}
66	cognit	1.2×10^{-2}
67	cord	1.1×10^{-2}
68	postur	1.1×10^{-2}
69	occup	1.1×10^{-2}
70	palsi	1.1×10^{-2}
71	educ	1.1×10^{-2}
72	background	1.1×10^{-2}
73	tbi	1.1×10^{-2}
74	difficulti	1×10^{-2}
75	life	1×10^{-2}
76	scale	1×10^{-2}
77	aim	1×10^{-2}
78	shoulder	1×10^{-2}
79	support	1×10^{-2}
80	physiotherapi	1×10^{-2}
81	symptom	1×10^{-2}
82	month	1×10^{-2}
83	healthi	1×10^{-2}
84	trial	9.9×10^{-3}
85	poststrok	9.9×10^{-3}
86	spastic	9.8×10^{-3}
87	propos	9.8×10^{-3}
88	emg	9.8×10^{-3}
89	care	9.7×10^{-3}
90	sci	9.6×10^{-3}
91	ankl	9.5×10^{-3}
92	need	9.3×10^{-3}
93	development	9.3×10^{-3}
94	simul	9.2×10^{-3}
95	complet	9×10^{-3}
96	inpati	9×10^{-3}
97	child	9×10^{-3}
98	social	8.8×10^{-3}
99	mental	8.7×10^{-3}
100	program	8.7×10^{-3}

TABLE E.220. Religion

No.	Word	RIG
1	religi	1.8×10^{-1}
2	christian	1.3×10^{-1}
3	religion	1.2×10^{-1}
4	theolog	1.1×10^{-1}
5	god	9.7×10^{-2}
6	church	7.9×10^{-2}
7	articl	7.7×10^{-2}
8	spiritu	6×10^{-2}
9	argu	5.6×10^{-2}
10	islam	4.7×10^{-2}
11	biblic	4.6×10^{-2}
12	faith	4.5×10^{-2}
13	divin	4.1×10^{-2}
14	result	3.9×10^{-2}
15	scholar	3.7×10^{-2}
16	muslim	3.6×10^{-2}
17	christ	3.5×10^{-2}
18	jesus	3.4×10^{-2}
19	text	3.3×10^{-2}
20	essay	3×10^{-2}
21	secular	3×10^{-2}
22	centuri	2.9×10^{-2}
23	cathol	2.8×10^{-2}
24	contemporari	2.6×10^{-2}
25	bibl	2.6×10^{-2}
26	method	2.4×10^{-2}
27	moral	2.4×10^{-2}
28	religios	2.3×10^{-2}
29	doctrin	2.3×10^{-2}
30	belief	2.2×10^{-2}
31	jewish	2.2×10^{-2}
32	prophet	2.1×10^{-2}
33	tradit	2.1×10^{-2}
34	book	2.1×10^{-2}
35	narrat	2.1×10^{-2}
36	gospel	2.1×10^{-2}
37	question	2×10^{-2}
38	polit	2×10^{-2}
39	scriptur	2×10^{-2}
40	use	1.9×10^{-2}
41	theologian	1.9×10^{-2}
42	hebrew	1.9×10^{-2}
43	author	1.8×10^{-2}
44	john	1.8×10^{-2}
45	buddhist	1.7×10^{-2}
46	protest	1.7×10^{-2}
47	social	1.7×10^{-2}
48	way	1.7×10^{-2}
49	effect	1.7×10^{-2}
50	societi	1.6×10^{-2}

No.	Word	RIG
51	ethic	1.6×10^{-2}
52	perform	1.6×10^{-2}
53	high	1.6×10^{-2}
54	worship	1.6×10^{-2}
55	argument	1.6×10^{-2}
56	histor	1.5×10^{-2}
57	claim	1.5×10^{-2}
58	paul	1.5×10^{-2}
59	holi	1.5×10^{-2}
60	discours	1.4×10^{-2}
61	roman	1.4×10^{-2}
62	testament	1.4×10^{-2}
63	evangel	1.4×10^{-2}
64	cell	1.4×10^{-2}
65	interpret	1.4×10^{-2}
66	philosoph	1.4×10^{-2}
67	world	1.4×10^{-2}
68	ritual	1.4×10^{-2}
69	scholarship	1.4×10^{-2}
70	buddhism	1.4×10^{-2}
71	read	1.3×10^{-2}
72	context	1.3×10^{-2}
73	prayer	1.3×10^{-2}
74	critiqu	1.3×10^{-2}
75	increas	1.3×10^{-2}
76	system	1.3×10^{-2}
77	low	1.3×10^{-2}
78	obtain	1.3×10^{-2}
79	peopl	1.3×10^{-2}
80	simul	1.2×10^{-2}
81	spirit	1.2×10^{-2}
82	literari	1.2×10^{-2}
83	view	1.2×10^{-2}
84	love	1.2×10^{-2}
85	christolog	1.1×10^{-2}
86	congreg	1.1×10^{-2}
87	ancient	1.1×10^{-2}
88	improv	1.1×10^{-2}
89	compar	1.1×10^{-2}
90	temperatur	1.1×10^{-2}
91	understand	1.1×10^{-2}
92	debat	1.1×10^{-2}
93	life	1.1×10^{-2}
94	stori	1.1×10^{-2}
95	sacr	1.1×10^{-2}
96	perspect	1.1×10^{-2}
97	communiti	1×10^{-2}
98	paramet	1×10^{-2}
99	cultur	1×10^{-2}
100	qur	1×10^{-2}

TABLE E.221. Remote Sensing

No.	Word	RIG
1	satellit	9.6×10^{-2}
2	remot	8×10^{-2}
3	imag	6.8×10^{-2}
4	sens	6.2×10^{-2}
5	sar	5.8×10^{-2}
6	radar	5.5×10^{-2}
7	resolut	5.3×10^{-2}
8	imageri	4.5×10^{-2}
9	land	4.5×10^{-2}
10	spatial	4.3×10^{-2}
11	data	4.3×10^{-2}
12	modi	4.3×10^{-2}
13	sensor	4.2×10^{-2}
14	accuraci	3.9×10^{-2}
15	landsat	3.6×10^{-2}
16	hyperspectr	3.6×10^{-2}
17	apertur	3.6×10^{-2}
18	map	3.6×10^{-2}
19	veget	3.4×10^{-2}
20	pixel	3.1×10^{-2}
21	area	2.7×10^{-2}
22	algorithm	2.7×10^{-2}
23	airborn	2.6×10^{-2}
24	spectral	2.6×10^{-2}
25	ground	2.4×10^{-2}
26	cover	2.3×10^{-2}
27	ndvi	2.3×10^{-2}
28	band	2.2×10^{-2}
29	classif	2.2×10^{-2}
30	estim	2.2×10^{-2}
31	retriev	2.1×10^{-2}
32	paper	2×10^{-2}
33	spectroradiomet	2×10^{-2}
34	synthet	2×10^{-2}
35	lidar	2×10^{-2}
36	polarimetr	2×10^{-2}
37	radiomet	2×10^{-2}
38	multispectr	1.9×10^{-2}
39	error	1.9×10^{-2}
40	forest	1.9×10^{-2}
41	base	1.9×10^{-2}
42	patient	1.9×10^{-2}
43	gnss	1.9×10^{-2}
44	monitor	1.8×10^{-2}
45	multitempor	1.8×10^{-2}
46	conclus	1.8×10^{-2}
47	earth	1.7×10^{-2}
48	mission	1.6×10^{-2}
49	radiometr	1.5×10^{-2}
50	inform	1.5×10^{-2}

No.	Word	RIG
51	rmse	1.4×10^{-2}
52	gps	1.4×10^{-2}
53	spaceborn	1.4×10^{-2}
54	terrasar	1.4×10^{-2}
55	tempor	1.4×10^{-2}
56	acquir	1.3×10^{-2}
57	use	1.3×10^{-2}
58	treatment	1.3×10^{-2}
59	interferometr	1.2×10^{-2}
60	propos	1.2×10^{-2}
61	backscatt	1.2×10^{-2}
62	cloud	1.2×10^{-2}
63	calibr	1.1×10^{-2}
64	radarsat	1.1×10^{-2}
65	aerial	1.1×10^{-2}
66	clinic	1.1×10^{-2}
67	cell	1.1×10^{-2}
68	canopi	1.1×10^{-2}
69	navig	1×10^{-2}
70	global	1×10^{-2}
71	atmosph	1×10^{-2}
72	dem	1×10^{-2}
73	scene	1×10^{-2}
74	accur	1×10^{-2}
75	terrain	9.9×10^{-3}
76	insar	9.8×10^{-3}
77	ocean	9.6×10^{-3}
78	soil	9.4×10^{-3}
79	radianc	9.3×10^{-3}
80	gis	9.3×10^{-3}
81	group	9.2×10^{-3}
82	detect	9.2×10^{-3}
83	protein	9.1×10^{-3}
84	valid	9.1×10^{-3}
85	dataset	9×10^{-3}
86	age	8.9×10^{-3}
87	etm	8.8×10^{-3}
88	surfac	8.8×10^{-3}
89	mapper	8.5×10^{-3}
90	season	8.3×10^{-3}
91	gene	8.3×10^{-3}
92	digit	8.3×10^{-3}
93	urban	8.2×10^{-3}
94	sea	8.1×10^{-3}
95	region	7.9×10^{-3}
96	measur	7.8×10^{-3}
97	reflect	7.7×10^{-3}
98	deriv	7.7×10^{-3}
99	extract	7.5×10^{-3}
100	meteorolog	7.3×10^{-3}

TABLE E.222. Reproductive Biology

No.	Word	RIG
1	pregnanc	1.1×10^{-1}
2	sperm	9.3×10^{-2}
3	oocyt	8.8×10^{-2}
4	fertil	8.7×10^{-2}
5	embryo	8.5×10^{-2}
6	reproduct	8.1×10^{-2}
7	ovarian	7.6×10^{-2}
8	ivf	6.7×10^{-2}
9	infertil	6.1×10^{-2}
10	follicl	5.9×10^{-2}
11	women	5.7×10^{-2}
12	blastocyst	5.5×10^{-2}
13	semen	4.8×10^{-2}
14	ovari	4.5×10^{-2}
15	hormon	3.8×10^{-2}
16	progesteron	3.7×10^{-2}
17	uterin	3.7×10^{-2}
18	placent	3.6×10^{-2}
19	spermatozoa	3.5×10^{-2}
20	placenta	3.4×10^{-2}
21	matern	3.4×10^{-2}
22	ovul	3.3×10^{-2}
23	gestat	3.3×10^{-2}
24	express	3.2×10^{-2}
25	fetal	3×10^{-2}
26	follicular	3×10^{-2}
27	birth	3×10^{-2}
28	insemin	3×10^{-2}
29	conclus	3×10^{-2}
30	cell	2.9×10^{-2}
31	endometri	2.9×10^{-2}
32	vitro	2.9×10^{-2}
33	paper	2.7×10^{-2}
34	matur	2.6×10^{-2}
35	day	2.5×10^{-2}
36	studi	2.5×10^{-2}
37	outcom	2.5×10^{-2}
38	motil	2.5×10^{-2}
39	pregnant	2.4×10^{-2}
40	cryopreserv	2.3×10^{-2}
41	icsi	2.3×10^{-2}
42	granulosa	2.3×10^{-2}
43	trophoblast	2.2×10^{-2}
44	endometrium	2.2×10^{-2}
45	fsh	2.1×10^{-2}
46	signific	2.1×10^{-2}
47	mrna	2.1×10^{-2}
48	endometriosi	2.1×10^{-2}
49	object	2×10^{-2}
50	gonadotropin	2×10^{-2}

No.	Word	RIG
51	estradiol	1.9×10^{-2}
52	testicular	1.9×10^{-2}
53	pcos	1.8×10^{-2}
54	spermatogenesi	1.8×10^{-2}
55	protein	1.8×10^{-2}
56	gene	1.8×10^{-2}
57	polycyst	1.8×10^{-2}
58	acrosom	1.8×10^{-2}
59	cycl	1.8×10^{-2}
60	group	1.8×10^{-2}
61	hcg	1.8×10^{-2}
62	preimplant	1.8×10^{-2}
63	embryon	1.8×10^{-2}
64	luteal	1.8×10^{-2}
65	intracytoplasm	1.8×10^{-2}
66	cumulus	1.7×10^{-2}
67	testi	1.7×10^{-2}
68	femal	1.6×10^{-2}
69	chorion	1.6×10^{-2}
70	dure	1.6×10^{-2}
71	antral	1.5×10^{-2}
72	ejacul	1.5×10^{-2}
73	intrauterin	1.5×10^{-2}
74	uterus	1.5×10^{-2}
75	germ	1.5×10^{-2}
76	amh	1.5×10^{-2}
77	intervent	1.5×10^{-2}
78	preeclampsia	1.5×10^{-2}
79	treatment	1.4×10^{-2}
80	thaw	1.4×10^{-2}
81	implant	1.4×10^{-2}
82	bovin	1.4×10^{-2}
83	patient	1.4×10^{-2}
84	regul	1.4×10^{-2}
85	antimullerian	1.3×10^{-2}
86	miscarriag	1.3×10^{-2}
87	gnrh	1.3×10^{-2}
88	serum	1.3×10^{-2}
89	meiotic	1.3×10^{-2}
90	stimul	1.3×10^{-2}
91	cow	1.3×10^{-2}
92	simul	1.3×10^{-2}
93	male	1.2×10^{-2}
94	control	1.2×10^{-2}
95	receptor	1.2×10^{-2}
96	human	1.2×10^{-2}
97	development	1.2×10^{-2}
98	associ	1.2×10^{-2}
99	normal	1.1×10^{-2}
100	cultur	1.1×10^{-2}

TABLE E.223. Respiratory System

No.	Word	RIG
1	lung	1.5×10^{-1}
2	pulmonari	1.5×10^{-1}
3	patient	1.4×10^{-1}
4	conclus	1.1×10^{-1}
5	copd	6.9×10^{-2}
6	obstruct	6.1×10^{-2}
7	respiratori	5.3×10^{-2}
8	diseas	5.2×10^{-2}
9	airway	5.1×10^{-2}
10	background	4.9×10^{-2}
11	mortal	4.4×10^{-2}
12	fev1	4.1×10^{-2}
13	asthma	4×10^{-2}
14	clinic	4×10^{-2}
15	method	3.9×10^{-2}
16	year	3.8×10^{-2}
17	chronic	3.4×10^{-2}
18	object	3.4×10^{-2}
19	surgeri	3.3×10^{-2}
20	expiratori	3.3×10^{-2}
21	outcom	3.3×10^{-2}
22	underw	3.3×10^{-2}
23	age	3.1×10^{-2}
24	hospit	3.1×10^{-2}
25	thorac	3.1×10^{-2}
26	arteri	3×10^{-2}
27	associ	3×10^{-2}
28	cardiac	2.8×10^{-2}
29	ventil	2.7×10^{-2}
30	aortic	2.7×10^{-2}
31	paper	2.6×10^{-2}
32	postop	2.6×10^{-2}
33	surviv	2.6×10^{-2}
34	valv	2.6×10^{-2}
35	median	2.5×10^{-2}
36	risk	2.5×10^{-2}
37	surgic	2.5×10^{-2}
38	bypass	2.4×10^{-2}
39	heart	2.2×10^{-2}
40	chest	2.2×10^{-2}
41	nonsmal	2.2×10^{-2}
42	fibrosi	2.2×10^{-2}
43	retrospect	2.1×10^{-2}
44	spiometri	2.1×10^{-2}
45	result	2×10^{-2}
46	month	2×10^{-2}
47	ventricular	2×10^{-2}
48	exacerb	2×10^{-2}
49	signific	2×10^{-2}
50	cardiopulmonari	1.9×10^{-2}

No.	Word	RIG
51	inhal	1.9×10^{-2}
52	nslc	1.8×10^{-2}
53	breath	1.8×10^{-2}
54	preoper	1.8×10^{-2}
55	treatment	1.7×10^{-2}
56	resect	1.7×10^{-2}
57	alveolar	1.7×10^{-2}
58	group	1.7×10^{-2}
59	tuberculosi	1.7×10^{-2}
60	smoke	1.6×10^{-2}
61	cohort	1.6×10^{-2}
62	therapi	1.6×10^{-2}
63	undergo	1.6×10^{-2}
64	day	1.6×10^{-2}
65	morbid	1.6×10^{-2}
66	fv	1.6×10^{-2}
67	left	1.6×10^{-2}
68	multivari	1.6×10^{-2}
69	follow	1.6×10^{-2}
70	bronchial	1.5×10^{-2}
71	sputum	1.5×10^{-2}
72	care	1.5×10^{-2}
73	propos	1.5×10^{-2}
74	assess	1.5×10^{-2}
75	death	1.5×10^{-2}
76	acut	1.4×10^{-2}
77	dyspnea	1.4×10^{-2}
78	prospect	1.4×10^{-2}
79	lobectomi	1.4×10^{-2}
80	coronari	1.3×10^{-2}
81	pleural	1.3×10^{-2}
82	emphysema	1.3×10^{-2}
83	diagnosi	1.3×10^{-2}
84	smoker	1.3×10^{-2}
85	regurgit	1.3×10^{-2}
86	mitral	1.3×10^{-2}
87	pneumonia	1.3×10^{-2}
88	inflamm	1.3×10^{-2}
89	reoper	1.2×10^{-2}
90	receiv	1.2×10^{-2}
91	consecut	1.2×10^{-2}
92	score	1.2×10^{-2}
93	cystic	1.2×10^{-2}
94	complic	1.2×10^{-2}
95	baselin	1.2×10^{-2}
96	lavag	1.2×10^{-2}
97	includ	1.2×10^{-2}
98	stay	1.2×10^{-2}
99	thoracoscop	1.1×10^{-2}
100	medic	1.1×10^{-2}

TABLE E.224. Rheumatology

No.	Word	RIG
1	arthriti	2.1×10^{-1}
2	patient	1.5×10^{-1}
3	rheumatoid	1.5×10^{-1}
4	conclus	1.3×10^{-1}
5	diseas	1.1×10^{-1}
6	object	1×10^{-1}
7	rheumatolog	7.8×10^{-2}
8	lupus	7.6×10^{-2}
9	osteoarthr	7.4×10^{-2}
10	erythematosis	6.8×10^{-2}
11	sle	6.6×10^{-2}
12	joint	6.5×10^{-2}
13	clinic	6.4×10^{-2}
14	method	5.8×10^{-2}
15	score	5.6×10^{-2}
16	pain	5×10^{-2}
17	knee	4.4×10^{-2}
18	assess	3.8×10^{-2}
19	inflammatori	3.7×10^{-2}
20	rheumat	3.6×10^{-2}
21	age	3.5×10^{-2}
22	das28	3.4×10^{-2}
23	associ	3.4×10^{-2}
24	year	3.3×10^{-2}
25	cartilag	3.1×10^{-2}
26	treatment	3.1×10^{-2}
27	spondyl	3×10^{-2}
28	antibodi	3×10^{-2}
29	rheumatologist	2.9×10^{-2}
30	ankylos	2.9×10^{-2}
31	cohort	2.9×10^{-2}
32	antirheumat	2.8×10^{-2}
33	result	2.8×10^{-2}
34	synovi	2.8×10^{-2}
35	methotrex	2.6×10^{-2}
36	autoimmun	2.5×10^{-2}
37	radiograph	2.5×10^{-2}
38	baselin	2.4×10^{-2}
39	spondyloarthr	2.3×10^{-2}
40	paper	2.2×10^{-2}
41	therapi	2.2×10^{-2}
42	dmard	2.2×10^{-2}
43	remiss	2.1×10^{-2}
44	criteria	2.1×10^{-2}
45	ssc	2.1×10^{-2}
46	autoantibodi	2.1×10^{-2}
47	healthi	2.1×10^{-2}
48	signific	2×10^{-2}
49	psoriat	2×10^{-2}
50	synov	2×10^{-2}

No.	Word	RIG
51	inflamm	2×10^{-2}
52	index	2×10^{-2}
53	jia	1.9×10^{-2}
54	vascul	1.8×10^{-2}
55	acr	1.8×10^{-2}
56	diagnosi	1.8×10^{-2}
57	studi	1.8×10^{-2}
58	bone	1.8×10^{-2}
59	articular	1.8×10^{-2}
60	hip	1.7×10^{-2}
61	month	1.7×10^{-2}
62	serum	1.7×10^{-2}
63	activ	1.7×10^{-2}
64	musculoskelet	1.7×10^{-2}
65	haq	1.7×10^{-2}
66	syndrom	1.7×10^{-2}
67	symptom	1.7×10^{-2}
68	questionnair	1.7×10^{-2}
69	outcom	1.7×10^{-2}
70	factor	1.7×10^{-2}
71	eular	1.7×10^{-2}
72	crp	1.6×10^{-2}
73	disabl	1.6×10^{-2}
74	antitnf	1.6×10^{-2}
75	durat	1.6×10^{-2}
76	necrosi	1.6×10^{-2}
77	mtx	1.5×10^{-2}
78	risk	1.5×10^{-2}
79	aim	1.5×10^{-2}
80	gout	1.5×10^{-2}
81	sclerosi	1.5×10^{-2}
82	includ	1.4×10^{-2}
83	femal	1.4×10^{-2}
84	group	1.4×10^{-2}
85	tnf	1.4×10^{-2}
86	diagnos	1.4×10^{-2}
87	followup	1.4×10^{-2}
88	sex	1.4×10^{-2}
89	sjogren	1.4×10^{-2}
90	idiopath	1.3×10^{-2}
91	erythrocyt	1.3×10^{-2}
92	week	1.3×10^{-2}
93	interleukin	1.3×10^{-2}
94	evalu	1.3×10^{-2}
95	pathogenesi	1.3×10^{-2}
96	propos	1.3×10^{-2}
97	regress	1.3×10^{-2}
98	mean	1.3×10^{-2}
99	juvenil	1.2×10^{-2}
100	manifest	1.2×10^{-2}

TABLE E.225. Robotics

No.	Word	RIG
1	robot	2.8×10^{-1}
2	paper	7.6×10^{-2}
3	motion	5.1×10^{-2}
4	propos	4.2×10^{-2}
5	actuat	3.4×10^{-2}
6	humanoid	3.2×10^{-2}
7	manipul	3.1×10^{-2}
8	algorithm	3×10^{-2}
9	kinemat	2.9×10^{-2}
10	task	2.9×10^{-2}
11	sensor	2.5×10^{-2}
12	trajectori	2.5×10^{-2}
13	system	2.3×10^{-2}
14	dof	2.3×10^{-2}
15	autonom	2.2×10^{-2}
16	control	2.2×10^{-2}
17	studi	2×10^{-2}
18	environ	2×10^{-2}
19	navig	1.8×10^{-2}
20	conclus	1.8×10^{-2}
21	camera	1.8×10^{-2}
22	track	1.7×10^{-2}
23	simul	1.6×10^{-2}
24	real	1.5×10^{-2}
25	joint	1.5×10^{-2}
26	design	1.5×10^{-2}
27	vehicl	1.5×10^{-2}
28	freedom	1.5×10^{-2}
29	present	1.4×10^{-2}
30	approach	1.4×10^{-2}
31	grasp	1.4×10^{-2}
32	obstacl	1.4×10^{-2}
33	locomot	1.4×10^{-2}
34	workspac	1.4×10^{-2}
35	mobil	1.3×10^{-2}
36	forc	1.3×10^{-2}
37	torqu	1.3×10^{-2}
38	base	1.2×10^{-2}
39	movement	1.2×10^{-2}
40	vision	1.2×10^{-2}
41	robust	1.2×10^{-2}
42	problem	1.1×10^{-2}
43	signific	1.1×10^{-2}
44	gait	1.1×10^{-2}
45	plan	1.1×10^{-2}
46	arm	1.1×10^{-2}
47	feedback	1.1×10^{-2}
48	dynam	1.1×10^{-2}
49	move	1×10^{-2}
50	experi	1×10^{-2}

No.	Word	RIG
51	implement	1×10^{-2}
52	cell	1×10^{-2}
53	motor	9.8×10^{-3}
54	treatment	9.6×10^{-3}
55	protein	9.6×10^{-3}
56	wheel	9.5×10^{-3}
57	suggest	9.4×10^{-3}
58	associ	9.3×10^{-3}
59	slam	9.2×10^{-3}
60	unman	9.2×10^{-3}
61	walk	9.2×10^{-3}
62	path	9.1×10^{-3}
63	compliant	9×10^{-3}
64	leg	9×10^{-3}
65	increas	8.9×10^{-3}
66	teleoper	8.6×10^{-3}
67	temperatur	8.4×10^{-3}
68	age	8.3×10^{-3}
69	perform	8.3×10^{-3}
70	found	8.3×10^{-3}
71	comput	8.3×10^{-3}
72	acid	8.3×10^{-3}
73	inspir	8.2×10^{-3}
74	platform	8.1×10^{-3}
75	capabl	8×10^{-3}
76	human	7.9×10^{-3}
77	dexter	7.9×10^{-3}
78	gene	7.8×10^{-3}
79	multirobot	7.8×10^{-3}
80	visual	7.8×10^{-3}
81	servo	7.7×10^{-3}
82	constraint	7.7×10^{-3}
83	desir	7.6×10^{-3}
84	accuraci	7.6×10^{-3}
85	experiment	7.5×10^{-3}
86	bipe	7.5×10^{-3}
87	pose	7.5×10^{-3}
88	can	7.5×10^{-3}
89	indic	7.4×10^{-3}
90	group	7.3×10^{-3}
91	year	7.1×10^{-3}
92	uav	7.1×10^{-3}
93	error	7.1×10^{-3}
94	diseas	7.1×10^{-3}
95	investig	7×10^{-3}
96	terrain	7×10^{-3}
97	aerial	6.9×10^{-3}
98	loop	6.8×10^{-3}
99	reveal	6.7×10^{-3}
100	prototyp	6.7×10^{-3}

TABLE E.226. Social Issues

No.	Word	RIG
1	articl	5.5×10^{-2}
2	argu	5.3×10^{-2}
3	ethic	4.8×10^{-2}
4	social	4.2×10^{-2}
5	polici	3.9×10^{-2}
6	polit	2.9×10^{-2}
7	moral	2.8×10^{-2}
8	welfar	2.6×10^{-2}
9	public	2.1×10^{-2}
10	nonprofit	2.1×10^{-2}
11	peopl	1.9×10^{-2}
12	govern	1.8×10^{-2}
13	health	1.8×10^{-2}
14	bioethic	1.8×10^{-2}
15	author	1.6×10^{-2}
16	legal	1.6×10^{-2}
17	result	1.6×10^{-2}
18	question	1.5×10^{-2}
19	debat	1.5×10^{-2}
20	right	1.5×10^{-2}
21	argument	1.4×10^{-2}
22	claim	1.4×10^{-2}
23	bereav	1.4×10^{-2}
24	research	1.4×10^{-2}
25	countri	1.4×10^{-2}
26	reform	1.4×10^{-2}
27	draw	1.3×10^{-2}
28	interview	1.3×10^{-2}
29	perform	1.3×10^{-2}
30	profession	1.2×10^{-2}
31	religi	1.2×10^{-2}
32	nation	1.2×10^{-2}
33	societi	1.2×10^{-2}
34	engag	1.1×10^{-2}
35	autonomi	1.1×10^{-2}
36	simul	1.1×10^{-2}
37	concern	1.1×10^{-2}
38	cell	1.1×10^{-2}
39	temperatur	1.1×10^{-2}
40	explor	1.1×10^{-2}
41	focus	1.1×10^{-2}
42	practic	1×10^{-2}
43	grief	1×10^{-2}
44	worker	1×10^{-2}
45	examin	1×10^{-2}
46	particip	1×10^{-2}
47	care	1×10^{-2}
48	attitud	9.9×10^{-3}
49	discuss	9.9×10^{-3}
50	method	9.8×10^{-3}

No.	Word	RIG
51	justic	9.8×10^{-3}
52	religion	9.6×10^{-3}
53	issu	9.6×10^{-3}
54	paramet	9.5×10^{-3}
55	oblig	9.4×10^{-3}
56	surfac	9.4×10^{-3}
57	individu	9.3×10^{-3}
58	way	9.2×10^{-3}
59	make	9.1×10^{-3}
60	weapon	9×10^{-3}
61	decis	8.9×10^{-3}
62	consent	8.8×10^{-3}
63	person	8.6×10^{-3}
64	discours	8.5×10^{-3}
65	justif	8.5×10^{-3}
66	organis	8.3×10^{-3}
67	context	8.3×10^{-3}
68	implic	8.1×10^{-3}
69	institut	8×10^{-3}
70	fund	8×10^{-3}
71	observ	7.9×10^{-3}
72	ideolog	7.9×10^{-3}
73	state	7.8×10^{-3}
74	milgram	7.8×10^{-3}
75	gender	7.8×10^{-3}
76	medic	7.8×10^{-3}
77	sector	7.7×10^{-3}
78	obtain	7.6×10^{-3}
79	servic	7.4×10^{-3}
80	support	7.4×10^{-3}
81	law	7.4×10^{-3}
82	protein	7.3×10^{-3}
83	women	7.3×10^{-3}
84	liber	7.2×10^{-3}
85	seek	7.2×10^{-3}
86	scholar	7.2×10^{-3}
87	normat	7.1×10^{-3}
88	undermin	7.1×10^{-3}
89	high	7.1×10^{-3}
90	harm	7×10^{-3}
91	effici	7×10^{-3}
92	detect	7×10^{-3}
93	view	7×10^{-3}
94	provis	6.9×10^{-3}
95	theme	6.9×10^{-3}
96	crisi	6.8×10^{-3}
97	electron	6.8×10^{-3}
98	auster	6.8×10^{-3}
99	parti	6.7×10^{-3}
100	experiment	6.5×10^{-3}

TABLE E.227. Social Sciences, Biomedical

No.	Word	RIG
1	health	9.8×10^{-2}
2	hiv	7.6×10^{-2}
3	social	5×10^{-2}
4	interview	4.9×10^{-2}
5	care	4.3×10^{-2}
6	ethic	4.3×10^{-2}
7	particip	3.4×10^{-2}
8	women	3.2×10^{-2}
9	sexual	3×10^{-2}
10	medic	3×10^{-2}
11	moral	2.7×10^{-2}
12	intervent	2.5×10^{-2}
13	men	2.4×10^{-2}
14	peopl	2.3×10^{-2}
15	sex	2.3×10^{-2}
16	risk	2.3×10^{-2}
17	live	2.2×10^{-2}
18	individu	2.2×10^{-2}
19	among	2.2×10^{-2}
20	argu	2.1×10^{-2}
21	partner	2×10^{-2}
22	condom	1.9×10^{-2}
23	research	1.9×10^{-2}
24	survey	1.9×10^{-2}
25	public	1.9×10^{-2}
26	articl	1.8×10^{-2}
27	explor	1.7×10^{-2}
28	draw	1.7×10^{-2}
29	examin	1.7×10^{-2}
30	stigma	1.6×10^{-2}
31	profession	1.6×10^{-2}
32	person	1.6×10^{-2}
33	qualit	1.6×10^{-2}
34	polici	1.6×10^{-2}
35	counsel	1.6×10^{-2}
36	mental	1.5×10^{-2}
37	antiretrovir	1.5×10^{-2}
38	ill	1.5×10^{-2}
39	bioethic	1.5×10^{-2}
40	ethnograph	1.5×10^{-2}
41	life	1.5×10^{-2}
42	indepth	1.4×10^{-2}
43	need	1.4×10^{-2}
44	famili	1.4×10^{-2}
45	context	1.4×10^{-2}
46	educ	1.4×10^{-2}
47	engag	1.3×10^{-2}
48	practic	1.3×10^{-2}
49	concern	1.3×10^{-2}
50	servic	1.3×10^{-2}

No.	Word	RIG
51	msm	1.3×10^{-2}
52	perceiv	1.2×10^{-2}
53	status	1.2×10^{-2}
54	theme	1.2×10^{-2}
55	unprotect	1.2×10^{-2}
56	simul	1.2×10^{-2}
57	healthcar	1.1×10^{-2}
58	relationship	1.1×10^{-2}
59	survivor	1.1×10^{-2}
60	communiti	1.1×10^{-2}
61	nation	1.1×10^{-2}
62	consent	1.1×10^{-2}
63	autonomi	1.1×10^{-2}
64	decis	1.1×10^{-2}
65	temperatur	1.1×10^{-2}
66	child	1.1×10^{-2}
67	age	1×10^{-2}
68	focus	1×10^{-2}
69	understand	1×10^{-2}
70	semistructur	1×10^{-2}
71	perform	1×10^{-2}
72	socioeconom	1×10^{-2}
73	surfac	1×10^{-2}
74	prevent	1×10^{-2}
75	bereav	9.9×10^{-3}
76	associ	9.7×10^{-3}
77	support	9.7×10^{-3}
78	physician	9.6×10^{-3}
79	paramet	9.6×10^{-3}
80	attitud	9.6×10^{-3}
81	incom	9.5×10^{-3}
82	discours	9.4×10^{-3}
83	energi	9.4×10^{-3}
84	popul	9.3×10^{-3}
85	debat	9.3×10^{-3}
86	respond	9.3×10^{-3}
87	parent	9.2×10^{-3}
88	seek	9.2×10^{-3}
89	psychosoci	9.2×10^{-3}
90	properti	9.1×10^{-3}
91	experienc	9.1×10^{-3}
92	children	9×10^{-3}
93	counselor	9×10^{-3}
94	emot	8.9×10^{-3}
95	question	8.9×10^{-3}
96	doctor	8.8×10^{-3}
97	narrat	8.7×10^{-3}
98	psycholog	8.7×10^{-3}
99	address	8.5×10^{-3}
100	inform	8.4×10^{-3}

TABLE E.228. Social Sciences, Interdisciplinary

No.	Word	RIG
1	social	4.3×10^{-2}
2	educ	3.7×10^{-2}
3	student	3.3×10^{-2}
4	teach	3.1×10^{-2}
5	colleg	3×10^{-2}
6	research	2.9×10^{-2}
7	peopl	2.2×10^{-2}
8	practic	2.1×10^{-2}
9	societi	1.9×10^{-2}
10	articl	1.9×10^{-2}
11	talent	1.8×10^{-2}
12	reform	1.8×10^{-2}
13	cell	1.8×10^{-2}
14	china	1.8×10^{-2}
15	polit	1.7×10^{-2}
16	cultur	1.7×10^{-2}
17	econom	1.6×10^{-2}
18	put	1.5×10^{-2}
19	result	1.4×10^{-2}
20	teacher	1.4×10^{-2}
21	countri	1.3×10^{-2}
22	enterpris	1.3×10^{-2}
23	chines	1.3×10^{-2}
24	univers	1.3×10^{-2}
25	temperatur	1.3×10^{-2}
26	polic	1.2×10^{-2}
27	innov	1.2×10^{-2}
28	perspect	1.2×10^{-2}
29	explor	1.1×10^{-2}
30	school	1.1×10^{-2}
31	economi	1.1×10^{-2}
32	surfac	1.1×10^{-2}
33	situat	1.1×10^{-2}
34	paper	1.1×10^{-2}
35	nation	1.1×10^{-2}
36	develop	1.1×10^{-2}
37	protein	1.1×10^{-2}
38	english	1.1×10^{-2}
39	think	1×10^{-2}
40	induc	1×10^{-2}
41	interview	9.9×10^{-3}
42	learn	9.6×10^{-3}
43	patient	9.5×10^{-3}
44	way	9.4×10^{-3}
45	market	9.3×10^{-3}
46	vocat	9.3×10^{-3}
47	make	9.2×10^{-3}
48	detect	9×10^{-3}
49	paramet	8.8×10^{-3}
50	profession	8.8×10^{-3}

No.	Word	RIG
51	person	8.7×10^{-3}
52	acid	8.7×10^{-3}
53	modern	8.5×10^{-3}
54	treatment	8.4×10^{-3}
55	focus	8.2×10^{-3}
56	high	8.1×10^{-3}
57	ideolog	8.1×10^{-3}
58	govern	8×10^{-3}
59	perform	8×10^{-3}
60	busi	8×10^{-3}
61	forward	8×10^{-3}
62	observ	8×10^{-3}
63	gene	7.9×10^{-3}
64	psycholog	7.9×10^{-3}
65	aspect	7.8×10^{-3}
66	discuss	7.8×10^{-3}
67	compar	7.7×10^{-3}
68	properti	7.7×10^{-3}
69	obtain	7.6×10^{-3}
70	survey	7.6×10^{-3}
71	concept	7.5×10^{-3}
72	manag	7.5×10^{-3}
73	life	7.5×10^{-3}
74	becom	7.5×10^{-3}
75	author	7.5×10^{-3}
76	languag	7.4×10^{-3}
77	simul	7.4×10^{-3}
78	decreas	7.4×10^{-3}
79	countermeasur	7.3×10^{-3}
80	connot	7.3×10^{-3}
81	speci	7.3×10^{-3}
82	public	7.3×10^{-3}
83	oxid	7.2×10^{-3}
84	show	7.2×10^{-3}
85	foreign	7.2×10^{-3}
86	use	7.1×10^{-3}
87	cultiv	7.1×10^{-3}
88	theori	7.1×10^{-3}
89	molecular	7×10^{-3}
90	concentr	7×10^{-3}
91	issu	6.9×10^{-3}
92	rang	6.8×10^{-3}
93	knowledg	6.8×10^{-3}
94	particip	6.7×10^{-3}
95	curriculum	6.7×10^{-3}
96	experiment	6.7×10^{-3}
97	relationship	6.7×10^{-3}
98	densiti	6.6×10^{-3}
99	implic	6.5×10^{-3}
100	energi	6.5×10^{-3}

TABLE E.229. Social Sciences, Mathematical Methods

No.	Word	RIG
1	price	3.3×10^{-2}
2	market	2.9×10^{-2}
3	model	2.6×10^{-2}
4	estim	2.4×10^{-2}
5	financi	2.3×10^{-2}
6	empir	2.3×10^{-2}
7	paper	1.9×10^{-2}
8	econom	1.7×10^{-2}
9	asset	1.5×10^{-2}
10	cell	1.4×10^{-2}
11	stochast	1.4×10^{-2}
12	czech	1.4×10^{-2}
13	portfolio	1.3×10^{-2}
14	patient	1.3×10^{-2}
15	insur	1.2×10^{-2}
16	economi	1.2×10^{-2}
17	conclus	1.1×10^{-2}
18	stock	1.1×10^{-2}
19	asymptot	1.1×10^{-2}
20	nonparametr	1.1×10^{-2}
21	econometr	1×10^{-2}
22	forecast	1×10^{-2}
23	articl	1×10^{-2}
24	carlo	9.3×10^{-3}
25	high	9.2×10^{-3}
26	mont	9.2×10^{-3}
27	temperatur	9.1×10^{-3}
28	surfac	9×10^{-3}
29	protein	8.9×10^{-3}
30	invest	8.8×10^{-3}
31	volatil	8.7×10^{-3}
32	macroeconom	8.5×10^{-3}
33	bayesian	8.3×10^{-3}
34	capit	8.3×10^{-3}
35	polici	8.1×10^{-3}
36	econ	8.1×10^{-3}
37	clinic	8×10^{-3}
38	risk	8×10^{-3}
39	background	7.9×10^{-3}
40	illustr	7.8×10^{-3}
41	autoregress	7.7×10^{-3}
42	compani	7.7×10^{-3}
43	republ	7.7×10^{-3}
44	variabl	7.6×10^{-3}
45	return	7.5×10^{-3}
46	data	7.4×10^{-3}
47	electron	7.4×10^{-3}
48	acid	7.3×10^{-3}
49	activ	7.2×10^{-3}
50	pedestrian	7.1×10^{-3}

No.	Word	RIG
51	countri	7×10^{-3}
52	assumpt	7×10^{-3}
53	likelihood	6.9×10^{-3}
54	materi	6.9×10^{-3}
55	decis	6.8×10^{-3}
56	unobserv	6.8×10^{-3}
57	diseas	6.7×10^{-3}
58	statist	6.7×10^{-3}
59	crisi	6.7×10^{-3}
60	trade	6.7×10^{-3}
61	payoff	6.6×10^{-3}
62	premium	6.6×10^{-3}
63	investor	6.5×10^{-3}
64	gene	6.5×10^{-3}
65	probabl	6.5×10^{-3}
66	panel	6.4×10^{-3}
67	speci	6.3×10^{-3}
68	molecular	6.2×10^{-3}
69	game	6.1×10^{-3}
70	general	6×10^{-3}
71	problem	5.9×10^{-3}
72	firm	5.9×10^{-3}
73	energi	5.9×10^{-3}
74	bootstrap	5.9×10^{-3}
75	found	5.8×10^{-3}
76	choic	5.6×10^{-3}
77	hedg	5.6×10^{-3}
78	avers	5.6×10^{-3}
79	treatment	5.6×10^{-3}
80	varianc	5.6×10^{-3}
81	exampl	5.5×10^{-3}
82	oxid	5.5×10^{-3}
83	set	5.5×10^{-3}
84	markov	5.5×10^{-3}
85	prefer	5.4×10^{-3}
86	low	5.4×10^{-3}
87	phase	5.3×10^{-3}
88	signific	5.2×10^{-3}
89	imag	5.2×10^{-3}
90	report	5.2×10^{-3}
91	semiparametr	5.1×10^{-3}
92	induc	5.1×10^{-3}
93	financ	5.1×10^{-3}
94	studi	5×10^{-3}
95	tissu	5×10^{-3}
96	credit	5×10^{-3}
97	control	4.9×10^{-3}
98	econometrica	4.8×10^{-3}
99	gdp	4.8×10^{-3}
100	monetari	4.8×10^{-3}

TABLE E.230. Social Work

No.	Word	RIG
1	social	1.4×10^{-1}
2	child	9.8×10^{-2}
3	children	6.8×10^{-2}
4	worker	6×10^{-2}
5	welfar	5.5×10^{-2}
6	servic	5.1×10^{-2}
7	famili	5.1×10^{-2}
8	abus	4.9×10^{-2}
9	parent	4.5×10^{-2}
10	articl	4.2×10^{-2}
11	maltreat	4.1×10^{-2}
12	research	4.1×10^{-2}
13	youth	4.1×10^{-2}
14	practic	4×10^{-2}
15	polici	3.4×10^{-2}
16	care	3.4×10^{-2}
17	interview	3.3×10^{-2}
18	health	3.1×10^{-2}
19	mental	3.1×10^{-2}
20	implic	3×10^{-2}
21	communiti	2.9×10^{-2}
22	examin	2.8×10^{-2}
23	intervent	2.8×10^{-2}
24	find	2.7×10^{-2}
25	support	2.7×10^{-2}
26	work	2.5×10^{-2}
27	educ	2.4×10^{-2}
28	violenc	2.4×10^{-2}
29	adolesc	2.4×10^{-2}
30	profession	2.3×10^{-2}
31	particip	2.2×10^{-2}
32	discuss	2.2×10^{-2}
33	relationship	2.1×10^{-2}
34	victim	2.1×10^{-2}
35	caregiv	2×10^{-2}
36	explor	2×10^{-2}
37	foster	2×10^{-2}
38	practition	1.9×10^{-2}
39	engag	1.9×10^{-2}
40	school	1.9×10^{-2}
41	client	1.9×10^{-2}
42	qualit	1.9×10^{-2}
43	need	1.8×10^{-2}
44	emot	1.8×10^{-2}
45	sexual	1.8×10^{-2}
46	agenc	1.8×10^{-2}
47	peopl	1.7×10^{-2}
48	live	1.6×10^{-2}
49	home	1.6×10^{-2}
50	childhood	1.5×10^{-2}

No.	Word	RIG
51	experienc	1.5×10^{-2}
52	cell	1.5×10^{-2}
53	psycholog	1.4×10^{-2}
54	mother	1.4×10^{-2}
55	context	1.4×10^{-2}
56	perform	1.3×10^{-2}
57	perceiv	1.3×10^{-2}
58	focus	1.3×10^{-2}
59	method	1.3×10^{-2}
60	draw	1.3×10^{-2}
61	perspect	1.2×10^{-2}
62	poverti	1.2×10^{-2}
63	program	1.2×10^{-2}
64	profess	1.2×10^{-2}
65	young	1.2×10^{-2}
66	simul	1.2×10^{-2}
67	homeless	1.2×10^{-2}
68	outcom	1.2×10^{-2}
69	temperatur	1.2×10^{-2}
70	address	1.2×10^{-2}
71	neglect	1.1×10^{-2}
72	risk	1.1×10^{-2}
73	paramet	1.1×10^{-2}
74	incom	1.1×10^{-2}
75	properti	1.1×10^{-2}
76	surfac	1.1×10^{-2}
77	experi	1.1×10^{-2}
78	survey	1.1×10^{-2}
79	nation	1.1×10^{-2}
80	percept	1.1×10^{-2}
81	theme	1×10^{-2}
82	trauma	1×10^{-2}
83	among	1×10^{-2}
84	energi	1×10^{-2}
85	person	9.8×10^{-3}
86	peer	9.6×10^{-3}
87	student	9.4×10^{-3}
88	induc	9.2×10^{-3}
89	psychosoci	9.2×10^{-3}
90	provis	9.1×10^{-3}
91	organis	9×10^{-3}
92	gender	8.9×10^{-3}
93	empower	8.6×10^{-3}
94	challeng	8.5×10^{-3}
95	protein	8.4×10^{-3}
96	show	8.3×10^{-3}
97	seek	8.3×10^{-3}
98	indepth	8.2×10^{-3}
99	result	8.2×10^{-3}
100	protect	8.2×10^{-3}

TABLE E.231. Sociology

No.	Word	RIG
1	social	1.2×10^{-1}
2	articl	8.1×10^{-2}
3	polit	5.5×10^{-2}
4	sociolog	5.5×10^{-2}
5	argu	4.3×10^{-2}
6	draw	3.5×10^{-2}
7	cultur	2.7×10^{-2}
8	research	2.7×10^{-2}
9	nation	2.6×10^{-2}
10	examin	2.5×10^{-2}
11	societi	2.5×10^{-2}
12	interview	2.3×10^{-2}
13	peopl	2.2×10^{-2}
14	survey	2.2×10^{-2}
15	discours	2.1×10^{-2}
16	religi	2.1×10^{-2}
17	econom	2×10^{-2}
18	polici	1.9×10^{-2}
19	gender	1.8×10^{-2}
20	context	1.8×10^{-2}
21	immigr	1.7×10^{-2}
22	ethnograph	1.7×10^{-2}
23	method	1.7×10^{-2}
24	racial	1.7×10^{-2}
25	public	1.7×10^{-2}
26	cell	1.6×10^{-2}
27	educ	1.5×10^{-2}
28	focus	1.5×10^{-2}
29	contemporari	1.5×10^{-2}
30	way	1.5×10^{-2}
31	engag	1.5×10^{-2}
32	countri	1.5×10^{-2}
33	inequ	1.5×10^{-2}
34	find	1.4×10^{-2}
35	sociologist	1.4×10^{-2}
36	question	1.4×10^{-2}
37	scholar	1.4×10^{-2}
38	ident	1.4×10^{-2}
39	religion	1.3×10^{-2}
40	capit	1.3×10^{-2}
41	ethnic	1.3×10^{-2}
42	empir	1.3×10^{-2}
43	result	1.3×10^{-2}
44	explor	1.3×10^{-2}
45	institut	1.3×10^{-2}
46	ideolog	1.3×10^{-2}
47	temperatur	1.2×10^{-2}
48	perspect	1.2×10^{-2}
49	debat	1.2×10^{-2}
50	relationship	1.2×10^{-2}

No.	Word	RIG
51	life	1.2×10^{-2}
52	communiti	1.2×10^{-2}
53	perform	1.1×10^{-2}
54	actor	1.1×10^{-2}
55	migrant	1.1×10^{-2}
56	obtain	1.1×10^{-2}
57	patient	1.1×10^{-2}
58	simul	1.1×10^{-2}
59	surfac	1.1×10^{-2}
60	understand	1.1×10^{-2}
61	practic	1×10^{-2}
62	individu	1×10^{-2}
63	attitud	9.9×10^{-3}
64	theori	9.8×10^{-3}
65	concept	9.7×10^{-3}
66	market	9.6×10^{-3}
67	school	9.6×10^{-3}
68	paramet	9.6×10^{-3}
69	live	9.5×10^{-3}
70	american	9.4×10^{-3}
71	particip	9.3×10^{-3}
72	protest	9.2×10^{-3}
73	claim	9.1×10^{-3}
74	narrat	9×10^{-3}
75	conceptu	8.9×10^{-3}
76	socio	8.9×10^{-3}
77	detect	8.8×10^{-3}
78	protein	8.8×10^{-3}
79	women	8.7×10^{-3}
80	author	8.6×10^{-3}
81	moral	8.6×10^{-3}
82	govern	8.4×10^{-3}
83	incom	8.3×10^{-3}
84	implic	8.3×10^{-3}
85	youth	8.2×10^{-3}
86	induc	8.1×10^{-3}
87	person	8.1×10^{-3}
88	energi	8×10^{-3}
89	ratio	7.9×10^{-3}
90	effici	7.9×10^{-3}
91	electron	7.9×10^{-3}
92	liber	7.8×10^{-3}
93	discurs	7.8×10^{-3}
94	whi	7.8×10^{-3}
95	qualit	7.8×10^{-3}
96	histor	7.8×10^{-3}
97	algorithm	7.8×10^{-3}
98	discuss	7.8×10^{-3}
99	labour	7.8×10^{-3}
100	function	7.7×10^{-3}

TABLE E.232. Soil Science

No.	Word	RIG
1	soil	4.1×10^{-1}
2	plant	6.5×10^{-2}
3	crop	6.5×10^{-2}
4	fertil	5.5×10^{-2}
5	organ	5.4×10^{-2}
6	content	4.7×10^{-2}
7	microbi	4.7×10^{-2}
8	agricultur	4.2×10^{-2}
9	nutrient	4.2×10^{-2}
10	water	4.2×10^{-2}
11	biomass	4.1×10^{-2}
12	carbon	3.9×10^{-2}
13	nitrogen	3.9×10^{-2}
14	clay	3.8×10^{-2}
15	miner	3.6×10^{-2}
16	root	3.5×10^{-2}
17	amend	3.4×10^{-2}
18	tillag	3.3×10^{-2}
19	forest	3.2×10^{-2}
20	matter	3.2×10^{-2}
21	land	3×10^{-2}
22	ecosystem	2.6×10^{-2}
23	dri	2.5×10^{-2}
24	depth	2.5×10^{-2}
25	veget	2.4×10^{-2}
26	phosphorus	2.4×10^{-2}
27	soc	2.4×10^{-2}
28	loam	2.3×10^{-2}
29	moistur	2.2×10^{-2}
30	manur	2.1×10^{-2}
31	topsoil	2.1×10^{-2}
32	litter	2×10^{-2}
33	sandi	1.9×10^{-2}
34	increas	1.9×10^{-2}
35	wheat	1.9×10^{-2}
36	patient	1.8×10^{-2}
37	season	1.8×10^{-2}
38	plot	1.8×10^{-2}
39	concentr	1.8×10^{-2}
40	grassland	1.7×10^{-2}
41	incub	1.7×10^{-2}
42	eros	1.7×10^{-2}
43	field	1.6×10^{-2}
44	total	1.6×10^{-2}
45	differ	1.6×10^{-2}
46	silt	1.6×10^{-2}
47	sand	1.6×10^{-2}
48	horizon	1.5×10^{-2}
49	cultiv	1.5×10^{-2}
50	n2o	1.5×10^{-2}

No.	Word	RIG
51	climat	1.5×10^{-2}
52	rhizospher	1.5×10^{-2}
53	uptak	1.4×10^{-2}
54	affect	1.4×10^{-2}
55	respir	1.4×10^{-2}
56	compost	1.4×10^{-2}
57	greenhous	1.4×10^{-2}
58	decreas	1.3×10^{-2}
59	fungi	1.3×10^{-2}
60	shoot	1.3×10^{-2}
61	maiz	1.3×10^{-2}
62	experi	1.3×10^{-2}
63	unsatur	1.2×10^{-2}
64	avail	1.2×10^{-2}
65	irrig	1.2×10^{-2}
66	earthworm	1.2×10^{-2}
67	biochar	1.2×10^{-2}
68	suction	1.2×10^{-2}
69	subsoil	1.2×10^{-2}
70	site	1.2×10^{-2}
71	accumul	1.2×10^{-2}
72	rainfal	1.2×10^{-2}
73	communiti	1.2×10^{-2}
74	sequestr	1.1×10^{-2}
75	labil	1.1×10^{-2}
76	som	1.1×10^{-2}
77	indic	1.1×10^{-2}
78	sampl	1.1×10^{-2}
79	mycorrhiz	1.1×10^{-2}
80	manag	1.1×10^{-2}
81	semiarid	1.1×10^{-2}
82	leaf	1.1×10^{-2}
83	area	1.1×10^{-2}
84	cover	1.1×10^{-2}
85	yield	1.1×10^{-2}
86	leach	1.1×10^{-2}
87	clinic	1.1×10^{-2}
88	rice	1.1×10^{-2}
89	effect	1×10^{-2}
90	wet	1×10^{-2}
91	fraction	1×10^{-2}
92	signific	1×10^{-2}
93	bulk	1×10^{-2}
94	textur	1×10^{-2}
95	straw	1×10^{-2}
96	loess	1×10^{-2}
97	grown	1×10^{-2}
98	slope	1×10^{-2}
99	environment	1×10^{-2}
100	arbuscular	1×10^{-2}

TABLE E.233. Spectroscopy

No.	Word	RIG
1	spectra	6.9×10^{-2}
2	spectrometri	4.4×10^{-2}
3	spectroscopi	3.9×10^{-2}
4	raman	3.3×10^{-2}
5	ion	3.2×10^{-2}
6	spectral	2.6×10^{-2}
7	nmr	2.4×10^{-2}
8	ioniz	2.3×10^{-2}
9	sampl	2.3×10^{-2}
10	spectromet	2.3×10^{-2}
11	infrar	2.2×10^{-2}
12	absorpt	2.1×10^{-2}
13	mass	2.1×10^{-2}
14	detect	2×10^{-2}
15	vibrat	2×10^{-2}
16	b3lyp	1.8×10^{-2}
17	chromatographi	1.8×10^{-2}
18	compound	1.8×10^{-2}
19	molecul	1.7×10^{-2}
20	analyt	1.6×10^{-2}
21	electrospray	1.6×10^{-2}
22	dft	1.5×10^{-2}
23	fluoresc	1.5×10^{-2}
24	chemic	1.4×10^{-2}
25	spectroscop	1.4×10^{-2}
26	band	1.3×10^{-2}
27	calcul	1.3×10^{-2}
28	determin	1.3×10^{-2}
29	excit	1.2×10^{-2}
30	laser	1.2×10^{-2}
31	bond	1.2×10^{-2}
32	patient	1.2×10^{-2}
33	vis	1.2×10^{-2}
34	liquid	1.1×10^{-2}
35	rational	1.1×10^{-2}
36	fourier	1.1×10^{-2}
37	electron	1.1×10^{-2}
38	reson	1.1×10^{-2}
39	atom	1.1×10^{-2}
40	calibr	1.1×10^{-2}
41	rang	1.1×10^{-2}
42	assign	1.1×10^{-2}
43	intens	1.1×10^{-2}
44	nbo	1×10^{-2}
45	esi	1×10^{-2}
46	obtain	9.5×10^{-3}
47	solvent	9.4×10^{-3}
48	quadrupol	9.4×10^{-3}
49	spectrum	9.3×10^{-3}
50	quantif	9.1×10^{-3}

No.	Word	RIG
51	acid	9×10^{-3}
52	proton	8.9×10^{-3}
53	molecular	8.9×10^{-3}
54	lumo	8.8×10^{-3}
55	concentr	8.8×10^{-3}
56	year	8.6×10^{-3}
57	lod	8.5×10^{-3}
58	paper	8.4×10^{-3}
59	linear	8.4×10^{-3}
60	sensit	8.3×10^{-3}
61	method	8.3×10^{-3}
62	optic	8×10^{-3}
63	tandem	8×10^{-3}
64	coupl	8×10^{-3}
65	recoveri	8×10^{-3}
66	icp	7.8×10^{-3}
67	limit	7.7×10^{-3}
68	wavenumb	7.7×10^{-3}
69	ray	7.6×10^{-3}
70	gas	7.4×10^{-3}
71	homo	7.4×10^{-3}
72	analysi	7.2×10^{-3}
73	solid	7.1×10^{-3}
74	character	7.1×10^{-3}
75	pyrolysi	7.1×10^{-3}
76	rsd	7×10^{-3}
77	emiss	7×10^{-3}
78	techniqu	7×10^{-3}
79	deviat	6.8×10^{-3}
80	hplc	6.7×10^{-3}
81	extract	6.6×10^{-3}
82	peak	6.6×10^{-3}
83	hyperpolariz	6.5×10^{-3}
84	conclus	6.5×10^{-3}
85	isotop	6.4×10^{-3}
86	lib	6.4×10^{-3}
87	associ	6.4×10^{-3}
88	cid	6.4×10^{-3}
89	wavelength	6.4×10^{-3}
90	dissoci	6.4×10^{-3}
91	ftir	6.3×10^{-3}
92	preconcentr	6.3×10^{-3}
93	hydrogen	6.3×10^{-3}
94	risk	6.3×10^{-3}
95	resolut	6.3×10^{-3}
96	synthes	6.3×10^{-3}
97	use	6.2×10^{-3}
98	age	6.2×10^{-3}
99	energi	6.2×10^{-3}
100	control	6.1×10^{-3}

TABLE E.234. Sport Sciences

No.	Word	RIG
1	athlet	9.2×10^{-2}
2	exercis	7.9×10^{-2}
3	knee	7.8×10^{-2}
4	sport	7.7×10^{-2}
5	particip	5.4×10^{-2}
6	train	4.9×10^{-2}
7	muscl	4.9×10^{-2}
8	purpos	4.1×10^{-2}
9	player	4×10^{-2}
10	conclus	4×10^{-2}
11	flexion	3.5×10^{-2}
12	injuri	3.3×10^{-2}
13	dure	3.2×10^{-2}
14	age	3.2×10^{-2}
15	male	3.1×10^{-2}
16	studi	2.9×10^{-2}
17	signific	2.8×10^{-2}
18	leg	2.8×10^{-2}
19	measur	2.8×10^{-2}
20	bodi	2.7×10^{-2}
21	anterior	2.7×10^{-2}
22	shoulder	2.6×10^{-2}
23	sprint	2.6×10^{-2}
24	cond	2.5×10^{-2}
25	ligament	2.4×10^{-2}
26	elit	2.4×10^{-2}
27	cruciat	2.4×10^{-2}
28	coach	2.3×10^{-2}
29	ankl	2.3×10^{-2}
30	session	2.3×10^{-2}
31	men	2.3×10^{-2}
32	outcom	2.2×10^{-2}
33	year	2.2×10^{-2}
34	medial	2.2×10^{-2}
35	hip	2.1×10^{-2}
36	rehabilit	2.1×10^{-2}
37	walk	2.1×10^{-2}
38	group	2.1×10^{-2}
39	min	2.1×10^{-2}
40	soccer	2.1×10^{-2}
41	assess	2.1×10^{-2}
42	pain	2×10^{-2}
43	treadmil	2×10^{-2}
44	physic	2×10^{-2}
45	paper	2×10^{-2}
46	limb	2×10^{-2}
47	subject	2×10^{-2}
48	greater	2×10^{-2}
49	perform	2×10^{-2}
50	arthroscop	2×10^{-2}

No.	Word	RIG
51	kinemat	1.9×10^{-2}
52	score	1.9×10^{-2}
53	isometr	1.9×10^{-2}
54	intervent	1.8×10^{-2}
55	healthi	1.8×10^{-2}
56	mean	1.8×10^{-2}
57	arthroplasti	1.8×10^{-2}
58	biomechan	1.8×10^{-2}
59	joint	1.7×10^{-2}
60	week	1.7×10^{-2}
61	maxim	1.7×10^{-2}
62	tibial	1.7×10^{-2}
63	tendon	1.7×10^{-2}
64	gait	1.7×10^{-2}
65	squat	1.7×10^{-2}
66	acl	1.7×10^{-2}
67	footbal	1.6×10^{-2}
68	strength	1.6×10^{-2}
69	jump	1.5×10^{-2}
70	endur	1.5×10^{-2}
71	res	1.5×10^{-2}
72	femor	1.5×10^{-2}
73	aerob	1.4×10^{-2}
74	runner	1.4×10^{-2}
75	peak	1.4×10^{-2}
76	bout	1.4×10^{-2}
77	motion	1.3×10^{-2}
78	extensor	1.3×10^{-2}
79	quadricep	1.3×10^{-2}
80	befor	1.3×10^{-2}
81	lower	1.3×10^{-2}
82	hamstr	1.3×10^{-2}
83	elbow	1.3×10^{-2}
84	differ	1.3×10^{-2}
85	rest	1.3×10^{-2}
86	test	1.2×10^{-2}
87	movement	1.2×10^{-2}
88	trial	1.2×10^{-2}
89	femal	1.2×10^{-2}
90	compar	1.2×10^{-2}
91	propos	1.2×10^{-2}
92	osteoarthr	1.2×10^{-2}
93	follow	1.2×10^{-2}
94	isokinet	1.2×10^{-2}
95	emg	1.2×10^{-2}
96	postexercis	1.2×10^{-2}
97	postur	1.2×10^{-2}
98	flexor	1.2×10^{-2}
99	height	1.1×10^{-2}
100	minut	1.1×10^{-2}

TABLE E.235. Statistics and Probability

No.	Word	RIG
1	estim	5.3×10^{-2}
2	asymptot	4.9×10^{-2}
3	illustr	3.3×10^{-2}
4	likelihood	3.3×10^{-2}
5	random	2.9×10^{-2}
6	bayesian	2.8×10^{-2}
7	nonparametr	2.7×10^{-2}
8	distribut	2.7×10^{-2}
9	covari	2.7×10^{-2}
10	model	2.6×10^{-2}
11	statist	2.4×10^{-2}
12	simul	2.1×10^{-2}
13	infer	2.1×10^{-2}
14	markov	2×10^{-2}
15	data	2×10^{-2}
16	stochast	1.9×10^{-2}
17	propos	1.9×10^{-2}
18	probabl	1.9×10^{-2}
19	motiv	1.8×10^{-2}
20	general	1.6×10^{-2}
21	sensor	1.6×10^{-2}
22	conclus	1.6×10^{-2}
23	variabl	1.5×10^{-2}
24	exampl	1.5×10^{-2}
25	semiparametr	1.5×10^{-2}
26	carlo	1.5×10^{-2}
27	mont	1.5×10^{-2}
28	activ	1.4×10^{-2}
29	regress	1.4×10^{-2}
30	varianc	1.3×10^{-2}
31	assumpt	1.3×10^{-2}
32	set	1.3×10^{-2}
33	converg	1.2×10^{-2}
34	signific	1.2×10^{-2}
35	increas	1.2×10^{-2}
36	error	1.2×10^{-2}
37	articl	1.1×10^{-2}
38	consid	1.1×10^{-2}
39	gaussian	1.1×10^{-2}
40	dure	1.1×10^{-2}
41	approach	1×10^{-2}
42	bootstrap	9.9×10^{-3}
43	class	9.6×10^{-3}
44	quantil	9.6×10^{-3}
45	poisson	9.6×10^{-3}
46	finit	9.5×10^{-3}
47	background	9.1×10^{-3}
48	brownian	9.1×10^{-3}
49	sampl	9×10^{-3}
50	problem	9×10^{-3}

No.	Word	RIG
51	paramet	9×10^{-3}
52	penal	8.9×10^{-3}
53	cell	8.9×10^{-3}
54	exponenti	8.7×10^{-3}
55	empir	8.5×10^{-3}
56	real	8.5×10^{-3}
57	dataset	8.5×10^{-3}
58	procedur	8.4×10^{-3}
59	energi	8.3×10^{-3}
60	martingal	8.3×10^{-3}
61	report	8.3×10^{-3}
62	given	8.2×10^{-3}
63	squar	8.2×10^{-3}
64	electron	8.2×10^{-3}
65	surfac	8.1×10^{-3}
66	temperatur	8×10^{-3}
67	patient	8×10^{-3}
68	found	8×10^{-3}
69	parametr	7.9×10^{-3}
70	theorem	7.9×10^{-3}
71	function	7.8×10^{-3}
72	autoregress	7.8×10^{-3}
73	low	7.7×10^{-3}
74	prove	7.7×10^{-3}
75	decreas	7.5×10^{-3}
76	algorithm	7.5×10^{-3}
77	system	7.4×10^{-3}
78	linear	7.3×10^{-3}
79	infin	7.3×10^{-3}
80	higher	7.2×10^{-3}
81	mechan	7.1×10^{-3}
82	high	7×10^{-3}
83	comput	6.9×10^{-3}
84	copula	6.9×10^{-3}
85	assum	6.8×10^{-3}
86	supplementari	6.8×10^{-3}
87	multivari	6.3×10^{-3}
88	moment	6.3×10^{-3}
89	enhanc	6.2×10^{-3}
90	oxid	6.2×10^{-3}
91	kernel	6.1×10^{-3}
92	lasso	6.1×10^{-3}
93	mcmc	6×10^{-3}
94	prepar	6×10^{-3}
95	deriv	5.9×10^{-3}
96	probab	5.9×10^{-3}
97	introduc	5.8×10^{-3}
98	acid	5.6×10^{-3}
99	appli	5.5×10^{-3}
100	misspecif	5.5×10^{-3}

TABLE E.236. Substance Abuse

No.	Word	RIG
1	alcohol	2.1×10^{-1}
2	drink	1.1×10^{-1}
3	substanc	9.2×10^{-2}
4	conclus	7.5×10^{-2}
5	addict	6.7×10^{-2}
6	drug	6.7×10^{-2}
7	smoke	6.5×10^{-2}
8	particip	6.2×10^{-2}
9	abus	6.1×10^{-2}
10	abstin	5.8×10^{-2}
11	smoker	5.3×10^{-2}
12	background	4.7×10^{-2}
13	cigarett	4.6×10^{-2}
14	drinker	4.6×10^{-2}
15	among	4.6×10^{-2}
16	tobacco	4.4×10^{-2}
17	examin	4.3×10^{-2}
18	associ	4.2×10^{-2}
19	cocain	3.8×10^{-2}
20	intervent	3.8×10^{-2}
21	adolesc	3.8×10^{-2}
22	cessat	3.7×10^{-2}
23	disord	3.6×10^{-2}
24	nicotin	3.5×10^{-2}
25	marijuana	3.4×10^{-2}
26	risk	3.3×10^{-2}
27	illicit	3.2×10^{-2}
28	cannabi	3.1×10^{-2}
29	opioid	3.1×10^{-2}
30	health	3.1×10^{-2}
31	gambl	3.1×10^{-2}
32	consumpt	3×10^{-2}
33	survey	2.9×10^{-2}
34	interview	2.8×10^{-2}
35	treatment	2.6×10^{-2}
36	behavior	2.6×10^{-2}
37	age	2.5×10^{-2}
38	selfreport	2.5×10^{-2}
39	crave	2.5×10^{-2}
40	find	2.4×10^{-2}
41	heroin	2.4×10^{-2}
42	assess	2.4×10^{-2}
43	studi	2.3×10^{-2}
44	adult	2.3×10^{-2}
45	preval	2.2×10^{-2}
46	individu	2.2×10^{-2}
47	bing	2.2×10^{-2}
48	method	2.2×10^{-2}
49	regress	2.1×10^{-2}
50	methadon	2×10^{-2}

No.	Word	RIG
51	harm	2×10^{-2}
52	seek	2×10^{-2}
53	user	2×10^{-2}
54	relat	2×10^{-2}
55	month	2×10^{-2}
56	gambler	1.9×10^{-2}
57	male	1.9×10^{-2}
58	youth	1.9×10^{-2}
59	misus	1.9×10^{-2}
60	report	1.9×10^{-2}
61	social	1.9×10^{-2}
62	sampl	1.8×10^{-2}
63	demograph	1.8×10^{-2}
64	motiv	1.8×10^{-2}
65	year	1.7×10^{-2}
66	may	1.7×10^{-2}
67	use	1.7×10^{-2}
68	etoh	1.6×10^{-2}
69	logist	1.6×10^{-2}
70	outcom	1.6×10^{-2}
71	past	1.6×10^{-2}
72	whether	1.5×10^{-2}
73	gender	1.5×10^{-2}
74	nation	1.5×10^{-2}
75	student	1.5×10^{-2}
76	intox	1.4×10^{-2}
77	depend	1.4×10^{-2}
78	men	1.4×10^{-2}
79	femal	1.4×10^{-2}
80	quit	1.4×10^{-2}
81	research	1.4×10^{-2}
82	women	1.4×10^{-2}
83	heavi	1.4×10^{-2}
84	greater	1.4×10^{-2}
85	recruit	1.4×10^{-2}
86	sud	1.3×10^{-2}
87	aim	1.3×10^{-2}
88	propos	1.3×10^{-2}
89	buprenorphin	1.3×10^{-2}
90	methamphetamin	1.3×10^{-2}
91	opiat	1.3×10^{-2}
92	ethanol	1.3×10^{-2}
93	young	1.3×10^{-2}
94	baselin	1.3×10^{-2}
95	mental	1.3×10^{-2}
96	colleg	1.3×10^{-2}
97	odd	1.3×10^{-2}
98	suggest	1.3×10^{-2}
99	day	1.3×10^{-2}
100	paper	1.3×10^{-2}

TABLE E.237. Surgery

No.	Word	RIG
1	patient	2.2×10^{-1}
2	surgeri	1.5×10^{-1}
3	surgic	1.3×10^{-1}
4	postop	1.2×10^{-1}
5	conclus	1.2×10^{-1}
6	underw	1×10^{-1}
7	complic	8×10^{-2}
8	outcom	7.1×10^{-2}
9	retrospect	6.9×10^{-2}
10	preoper	6.4×10^{-2}
11	resect	6.2×10^{-2}
12	background	6.2×10^{-2}
13	year	6×10^{-2}
14	surgeon	5.7×10^{-2}
15	month	4.9×10^{-2}
16	clinic	4.6×10^{-2}
17	follow	4.3×10^{-2}
18	procedur	4.2×10^{-2}
19	method	3.8×10^{-2}
20	review	3.8×10^{-2}
21	hospit	3.5×10^{-2}
22	paper	3.5×10^{-2}
23	laparoscop	3.4×10^{-2}
24	graft	3.4×10^{-2}
25	treatment	3.2×10^{-2}
26	undergo	3.2×10^{-2}
27	morbid	3.1×10^{-2}
28	mortal	3.1×10^{-2}
29	recurr	3.1×10^{-2}
30	intraop	3.1×10^{-2}
31	median	3.1×10^{-2}
32	treat	3×10^{-2}
33	age	3×10^{-2}
34	transplant	2.9×10^{-2}
35	surviv	2.8×10^{-2}
36	group	2.6×10^{-2}
37	arteri	2.6×10^{-2}
38	prospect	2.6×10^{-2}
39	injuri	2.6×10^{-2}
40	safe	2.5×10^{-2}
41	stay	2.5×10^{-2}
42	case	2.5×10^{-2}
43	score	2.4×10^{-2}
44	signific	2.3×10^{-2}
45	consecut	2.3×10^{-2}
46	risk	2.3×10^{-2}
47	repair	2.3×10^{-2}
48	mean	2.2×10^{-2}
49	periop	2.1×10^{-2}
50	day	2.1×10^{-2}

No.	Word	RIG
51	pain	2×10^{-2}
52	tumor	2×10^{-2}
53	total	2×10^{-2}
54	result	2×10^{-2}
55	januari	2×10^{-2}
56	aneurysm	1.9×10^{-2}
57	wound	1.9×10^{-2}
58	rate	1.9×10^{-2}
59	endoscop	1.8×10^{-2}
60	evalu	1.8×10^{-2}
61	endovascular	1.8×10^{-2}
62	flap	1.8×10^{-2}
63	abdomin	1.8×10^{-2}
64	oper	1.8×10^{-2}
65	anterior	1.7×10^{-2}
66	propos	1.7×10^{-2}
67	trauma	1.7×10^{-2}
68	dissect	1.7×10^{-2}
69	multivari	1.7×10^{-2}
70	object	1.6×10^{-2}
71	bypass	1.6×10^{-2}
72	lesion	1.6×10^{-2}
73	recipi	1.6×10^{-2}
74	reoper	1.6×10^{-2}
75	aortic	1.6×10^{-2}
76	associ	1.5×10^{-2}
77	includ	1.5×10^{-2}
78	reconstruct	1.5×10^{-2}
79	incid	1.4×10^{-2}
80	primari	1.4×10^{-2}
81	anatom	1.4×10^{-2}
82	distal	1.4×10^{-2}
83	diseas	1.4×10^{-2}
84	implant	1.4×10^{-2}
85	aim	1.3×10^{-2}
86	medic	1.3×10^{-2}
87	temperatur	1.3×10^{-2}
88	process	1.3×10^{-2}
89	perform	1.3×10^{-2}
90	properti	1.3×10^{-2}
91	invas	1.3×10^{-2}
92	overal	1.3×10^{-2}
93	posterior	1.3×10^{-2}
94	incis	1.3×10^{-2}
95	studi	1.3×10^{-2}
96	cohort	1.2×10^{-2}
97	hernia	1.2×10^{-2}
98	institut	1.2×10^{-2}
99	diagnosi	1.2×10^{-2}
100	histolog	1.2×10^{-2}

TABLE E.238. Telecommunications

No.	Word	RIG
1	network	9.9×10^{-2}
2	propos	9.3×10^{-2}
3	paper	8.7×10^{-2}
4	wireless	8×10^{-2}
5	antenna	6.5×10^{-2}
6	communic	4.7×10^{-2}
7	simul	4.5×10^{-2}
8	user	4.3×10^{-2}
9	scheme	4.3×10^{-2}
10	algorithm	4.1×10^{-2}
11	channel	3.9×10^{-2}
12	radio	3.2×10^{-2}
13	bandwidth	3.1×10^{-2}
14	studi	3.1×10^{-2}
15	node	3×10^{-2}
16	packet	2.7×10^{-2}
17	conclus	2.6×10^{-2}
18	transmiss	2.5×10^{-2}
19	transmit	2.5×10^{-2}
20	traffic	2.4×10^{-2}
21	perform	2.2×10^{-2}
22	mobil	2.2×10^{-2}
23	interfer	2.1×10^{-2}
24	patient	2.1×10^{-2}
25	relay	2×10^{-2}
26	base	2×10^{-2}
27	servic	1.9×10^{-2}
28	mimo	1.9×10^{-2}
29	throughput	1.9×10^{-2}
30	ghz	1.8×10^{-2}
31	treatment	1.8×10^{-2}
32	signal	1.8×10^{-2}
33	frequenc	1.8×10^{-2}
34	effici	1.7×10^{-2}
35	system	1.7×10^{-2}
36	achiev	1.7×10^{-2}
37	suggest	1.7×10^{-2}
38	deploy	1.7×10^{-2}
39	fade	1.7×10^{-2}
40	power	1.6×10^{-2}
41	sensor	1.5×10^{-2}
42	problem	1.5×10^{-2}
43	bit	1.5×10^{-2}
44	access	1.5×10^{-2}
45	alloc	1.5×10^{-2}
46	lte	1.4×10^{-2}
47	associ	1.4×10^{-2}
48	scenario	1.4×10^{-2}
49	protocol	1.4×10^{-2}
50	nois	1.4×10^{-2}

No.	Word	RIG
51	found	1.4×10^{-2}
52	clinic	1.4×10^{-2}
53	protein	1.3×10^{-2}
54	age	1.3×10^{-2}
55	optim	1.3×10^{-2}
56	error	1.3×10^{-2}
57	qos	1.2×10^{-2}
58	ofdm	1.2×10^{-2}
59	slot	1.2×10^{-2}
60	secur	1.2×10^{-2}
61	diseas	1.2×10^{-2}
62	acid	1.1×10^{-2}
63	receiv	1.1×10^{-2}
64	downlink	1.1×10^{-2}
65	gain	1.1×10^{-2}
66	station	1.1×10^{-2}
67	can	1.1×10^{-2}
68	internet	1.1×10^{-2}
69	decod	1.1×10^{-2}
70	gene	1.1×10^{-2}
71	concentr	1.1×10^{-2}
72	transmitt	1.1×10^{-2}
73	delay	1×10^{-2}
74	design	1×10^{-2}
75	divis	1×10^{-2}
76	implement	1×10^{-2}
77	band	1×10^{-2}
78	temperatur	1×10^{-2}
79	speci	1×10^{-2}
80	dure	1×10^{-2}
81	overhead	1×10^{-2}
82	multiplex	9.9×10^{-3}
83	radar	9.9×10^{-3}
84	background	9.8×10^{-3}
85	outag	9.5×10^{-3}
86	architectur	9.5×10^{-3}
87	observ	9.5×10^{-3}
88	reaction	9.4×10^{-3}
89	group	9.4×10^{-3}
90	examin	9.3×10^{-3}
91	orthogon	9.3×10^{-3}
92	activ	9.3×10^{-3}
93	assess	9.3×10^{-3}
94	induc	9.2×10^{-3}
95	multipath	9.2×10^{-3}
96	multipl	9.1×10^{-3}
97	indic	9.1×10^{-3}
98	resourc	9×10^{-3}
99	comput	8.9×10^{-3}
100	applic	8.8×10^{-3}

TABLE E.239. Theater

No.	Word	RIG
1	theatr	3.6×10^{-1}
2	theatric	1.3×10^{-1}
3	drama	1.2×10^{-1}
4	articl	1×10^{-1}
5	audienc	8.9×10^{-2}
6	artist	8.5×10^{-2}
7	contemporari	5.9×10^{-2}
8	spectat	5.8×10^{-2}
9	shakespear	5.3×10^{-2}
10	essay	5.1×10^{-2}
11	playwright	5×10^{-2}
12	play	4.9×10^{-2}
13	result	4.8×10^{-2}
14	argu	4.7×10^{-2}
15	danc	4.2×10^{-2}
16	cultur	4.2×10^{-2}
17	aesthet	4.1×10^{-2}
18	professor	4×10^{-2}
19	polit	4×10^{-2}
20	perform	3.9×10^{-2}
21	dramaturgi	3.9×10^{-2}
22	art	3.8×10^{-2}
23	music	3.6×10^{-2}
24	royal	3.3×10^{-2}
25	embodi	3.1×10^{-2}
26	actor	2.9×10^{-2}
27	beckett	2.9×10^{-2}
28	univers	2.9×10^{-2}
29	work	2.8×10^{-2}
30	stage	2.8×10^{-2}
31	british	2.7×10^{-2}
32	way	2.7×10^{-2}
33	entertain	2.7×10^{-2}
34	world	2.6×10^{-2}
35	draw	2.6×10^{-2}
36	narrat	2.6×10^{-2}
37	festiv	2.5×10^{-2}
38	director	2.4×10^{-2}
39	method	2.4×10^{-2}
40	london	2.4×10^{-2}
41	explor	2.2×10^{-2}
42	histor	2.2×10^{-2}
43	dramaturg	2.2×10^{-2}
44	modern	2.1×10^{-2}
45	war	2.1×10^{-2}
46	samuel	2.1×10^{-2}
47	phd	2.1×10^{-2}
48	centuri	2.1×10^{-2}
49	histori	2×10^{-2}
50	notion	2×10^{-2}

No.	Word	RIG
51	use	1.9×10^{-2}
52	genr	1.9×10^{-2}
53	product	1.8×10^{-2}
54	lectur	1.8×10^{-2}
55	engag	1.8×10^{-2}
56	gard	1.8×10^{-2}
57	avant	1.8×10^{-2}
58	compani	1.8×10^{-2}
59	queer	1.7×10^{-2}
60	effect	1.7×10^{-2}
61	book	1.7×10^{-2}
62	measur	1.7×10^{-2}
63	enact	1.6×10^{-2}
64	critiqu	1.6×10^{-2}
65	write	1.6×10^{-2}
66	social	1.6×10^{-2}
67	zombi	1.6×10^{-2}
68	text	1.6×10^{-2}
69	high	1.5×10^{-2}
70	ibsen	1.5×10^{-2}
71	kati	1.5×10^{-2}
72	teatro	1.5×10^{-2}
73	celebr	1.5×10^{-2}
74	shaw	1.5×10^{-2}
75	choreograph	1.5×10^{-2}
76	obtain	1.5×10^{-2}
77	data	1.4×10^{-2}
78	act	1.4×10^{-2}
79	onstag	1.4×10^{-2}
80	project	1.4×10^{-2}
81	nation	1.4×10^{-2}
82	increas	1.4×10^{-2}
83	show	1.4×10^{-2}
84	realiti	1.4×10^{-2}
85	piec	1.4×10^{-2}
86	crimp	1.4×10^{-2}
87	satir	1.3×10^{-2}
88	shakespearean	1.3×10^{-2}
89	evalu	1.3×10^{-2}
90	emeritus	1.3×10^{-2}
91	poetic	1.3×10^{-2}
92	theater	1.3×10^{-2}
93	charact	1.3×10^{-2}
94	patient	1.3×10^{-2}
95	popular	1.3×10^{-2}
96	examin	1.3×10^{-2}
97	compar	1.3×10^{-2}
98	conclus	1.3×10^{-2}
99	model	1.3×10^{-2}
100	test	1.3×10^{-2}

TABLE E.240. Thermodynamics

No.	Word	RIG
1	heat	1.6×10^{-1}
2	temperatur	8.8×10^{-2}
3	thermal	7.3×10^{-2}
4	flow	6×10^{-2}
5	transfer	5.1×10^{-2}
6	cool	4.3×10^{-2}
7	fluid	4.1×10^{-2}
8	pressur	4×10^{-2}
9	experiment	3.7×10^{-2}
10	convect	3.5×10^{-2}
11	refriger	2.9×10^{-2}
12	nusselt	2.7×10^{-2}
13	energi	2.6×10^{-2}
14	air	2.6×10^{-2}
15	reynold	2.6×10^{-2}
16	liquid	2.6×10^{-2}
17	combust	2.5×10^{-2}
18	gas	2.5×10^{-2}
19	numer	2.4×10^{-2}
20	equat	2.2×10^{-2}
21	inlet	2.2×10^{-2}
22	thermodynam	2.1×10^{-2}
23	patient	2×10^{-2}
24	fuel	2×10^{-2}
25	coeffici	2×10^{-2}
26	turbul	1.8×10^{-2}
27	conclus	1.8×10^{-2}
28	veloc	1.8×10^{-2}
29	wall	1.8×10^{-2}
30	enthalpi	1.7×10^{-2}
31	tube	1.6×10^{-2}
32	laminar	1.6×10^{-2}
33	flux	1.5×10^{-2}
34	cfđ	1.5×10^{-2}
35	nanofluid	1.5×10^{-2}
36	mixtur	1.5×10^{-2}
37	vapor	1.4×10^{-2}
38	evapor	1.4×10^{-2}
39	boil	1.4×10^{-2}
40	paramet	1.4×10^{-2}
41	water	1.3×10^{-2}
42	model	1.3×10^{-2}
43	turbin	1.3×10^{-2}
44	flame	1.3×10^{-2}
45	exergi	1.3×10^{-2}
46	clinic	1.2×10^{-2}
47	simul	1.2×10^{-2}
48	diseas	1.1×10^{-2}
49	background	1.1×10^{-2}
50	condit	1×10^{-2}

No.	Word	RIG
51	nrtl	9.9×10^{-3}
52	pipe	9.9×10^{-3}
53	calcul	9.8×10^{-3}
54	mass	9.6×10^{-3}
55	age	9.6×10^{-3}
56	obtain	9.5×10^{-3}
57	protein	9.5×10^{-3}
58	isotherm	9.5×10^{-3}
59	drop	9.5×10^{-3}
60	condens	9.4×10^{-3}
61	compressor	9.3×10^{-3}
62	ignit	9.1×10^{-3}
63	hot	9×10^{-3}
64	perform	8.9×10^{-3}
65	oper	8.8×10^{-3}
66	steadı	8.8×10^{-3}
67	pump	8.7×10^{-3}
68	gene	8.6×10^{-3}
69	fin	8.6×10^{-3}
70	phase	8.6×10^{-3}
71	exchang	8.6×10^{-3}
72	volum	8.4×10^{-3}
73	calorimetri	8.3×10^{-3}
74	boundari	8.1×10^{-3}
75	investig	8×10^{-3}
76	agreement	7.9×10^{-3}
77	jet	7.9×10^{-3}
78	conduct	7.8×10^{-3}
79	human	7.8×10^{-3}
80	group	7.7×10^{-3}
81	heater	7.6×10^{-3}
82	diamet	7.6×10^{-3}
83	treatment	7.6×10^{-3}
84	work	7.5×10^{-3}
85	cyлинд	7.5×10^{-3}
86	unsteadı	7.4×10^{-3}
87	power	7.3×10^{-3}
88	co2	7.2×10^{-3}
89	associ	7.2×10^{-3}
90	steam	7×10^{-3}
91	suggest	7×10^{-3}
92	viscos	7×10^{-3}
93	risk	6.9×10^{-3}
94	predict	6.7×10^{-3}
95	system	6.7×10^{-3}
96	dimensionless	6.7×10^{-3}
97	rang	6.6×10^{-3}
98	molar	6.5×10^{-3}
99	diesel	6.5×10^{-3}
100	premix	6.5×10^{-3}

TABLE E.241. Toxicology

No.	Word	RIG
1	exposur	1.1×10^{-1}
2	toxic	9.9×10^{-2}
3	concentr	5.3×10^{-2}
4	expos	5×10^{-2}
5	dose	5×10^{-2}
6	induc	4.6×10^{-2}
7	rat	3.9×10^{-2}
8	toxicolog	2.8×10^{-2}
9	liver	2.8×10^{-2}
10	cell	2.7×10^{-2}
11	level	2.7×10^{-2}
12	genotox	2.6×10^{-2}
13	contamin	2.5×10^{-2}
14	human	2.5×10^{-2}
15	paper	2.4×10^{-2}
16	glutathion	2.3×10^{-2}
17	activ	2.3×10^{-2}
18	effect	2.2×10^{-2}
19	assay	2.2×10^{-2}
20	damag	2.1×10^{-2}
21	studi	2.1×10^{-2}
22	day	2×10^{-2}
23	antioxid	2×10^{-2}
24	inhibit	1.9×10^{-2}
25	anim	1.8×10^{-2}
26	increas	1.7×10^{-2}
27	oxid	1.7×10^{-2}
28	dna	1.6×10^{-2}
29	vitro	1.6×10^{-2}
30	carcinogen	1.6×10^{-2}
31	metabolit	1.6×10^{-2}
32	decreas	1.6×10^{-2}
33	enzym	1.6×10^{-2}
34	protein	1.5×10^{-2}
35	cytotox	1.5×10^{-2}
36	signific	1.5×10^{-2}
37	apoptosi	1.4×10^{-2}
38	aquat	1.4×10^{-2}
39	metabol	1.4×10^{-2}
40	express	1.4×10^{-2}
41	advers	1.4×10^{-2}
42	ros	1.4×10^{-2}
43	pollut	1.3×10^{-2}
44	alter	1.3×10^{-2}
45	mice	1.3×10^{-2}
46	pesticid	1.3×10^{-2}
47	fish	1.3×10^{-2}
48	drug	1.3×10^{-2}
49	micronucleus	1.2×10^{-2}
50	treatment	1.2×10^{-2}

No.	Word	RIG
51	neurotox	1.2×10^{-2}
52	potenti	1.2×10^{-2}
53	suggest	1.2×10^{-2}
54	compound	1.2×10^{-2}
55	environment	1.2×10^{-2}
56	toxin	1.2×10^{-2}
57	superoxid	1.1×10^{-2}
58	biomark	1.1×10^{-2}
59	propos	1.1×10^{-2}
60	oral	1.1×10^{-2}
61	treat	1.1×10^{-2}
62	stress	1.1×10^{-2}
63	pathway	1.1×10^{-2}
64	assess	1.1×10^{-2}
65	comet	1.1×10^{-2}
66	speci	1.1×10^{-2}
67	blood	1.1×10^{-2}
68	caus	1.1×10^{-2}
69	dismutas	1.1×10^{-2}
70	gsh	1.1×10^{-2}
71	peroxid	1.1×10^{-2}
72	catalas	1.1×10^{-2}
73	food	1.1×10^{-2}
74	tissu	1×10^{-2}
75	accumul	1×10^{-2}
76	histopatholog	1×10^{-2}
77	administr	1×10^{-2}
78	chemic	9.7×10^{-3}
79	mycotoxin	9.6×10^{-3}
80	lipid	9.6×10^{-3}
81	vivo	9.5×10^{-3}
82	cadmium	9.4×10^{-3}
83	caspas	9.2×10^{-3}
84	indic	9.1×10^{-3}
85	male	9.1×10^{-3}
86	acut	9.1×10^{-3}
87	reactiv	9×10^{-3}
88	serum	8.9×10^{-3}
89	respons	8.9×10^{-3}
90	observ	8.8×10^{-3}
91	kidney	8.8×10^{-3}
92	inhal	8.8×10^{-3}
93	endocrin	8.8×10^{-3}
94	hepatotox	8.8×10^{-3}
95	may	8.7×10^{-3}
96	cytochrom	8.5×10^{-3}
97	venom	8.2×10^{-3}
98	inhibitor	8.2×10^{-3}
99	administ	8.2×10^{-3}
100	transferas	8.2×10^{-3}

TABLE E.242. Transplantation

No.	Word	RIG
1	transplant	4.4×10^{-1}
2	recipi	2×10^{-1}
3	graft	1.3×10^{-1}
4	donor	1.2×10^{-1}
5	patient	1.2×10^{-1}
6	kidney	1×10^{-1}
7	renal	7.3×10^{-2}
8	allograft	6.6×10^{-2}
9	surviv	6.5×10^{-2}
10	liver	6.1×10^{-2}
11	immunosuppress	6×10^{-2}
12	reject	6×10^{-2}
13	posttranspl	5.8×10^{-2}
14	conclus	4.5×10^{-2}
15	allogen	4.5×10^{-2}
16	hematopoiet	4.2×10^{-2}
17	acut	4×10^{-2}
18	posttransplant	3.5×10^{-2}
19	outcom	3.5×10^{-2}
20	year	3.2×10^{-2}
21	retrospect	3.2×10^{-2}
22	therapi	3.2×10^{-2}
23	risk	3.2×10^{-2}
24	mortal	3.2×10^{-2}
25	diseas	3.1×10^{-2}
26	tacrolimus	3.1×10^{-2}
27	stem	3.1×10^{-2}
28	month	2.9×10^{-2}
29	gvhd	2.9×10^{-2}
30	background	2.9×10^{-2}
31	blood	2.9×10^{-2}
32	paper	2.9×10^{-2}
33	deceas	2.9×10^{-2}
34	receiv	2.9×10^{-2}
35	underw	2.8×10^{-2}
36	complic	2.7×10^{-2}
37	median	2.6×10^{-2}
38	hsct	2.5×10^{-2}
39	cell	2.5×10^{-2}
40	pretranspl	2.4×10^{-2}
41	day	2.4×10^{-2}
42	creatinin	2.4×10^{-2}
43	clinic	2.3×10^{-2}
44	donat	2.3×10^{-2}
45	chronic	2.2×10^{-2}
46	hla	2.2×10^{-2}
47	death	2.2×10^{-2}
48	mycophenol	2.1×10^{-2}
49	biopsi	2.1×10^{-2}
50	heart	2×10^{-2}

No.	Word	RIG
51	incid	1.9×10^{-2}
52	failur	1.9×10^{-2}
53	associ	1.9×10^{-2}
54	dialysi	1.9×10^{-2}
55	hepat	1.8×10^{-2}
56	regimen	1.8×10^{-2}
57	signific	1.8×10^{-2}
58	versus	1.8×10^{-2}
59	glomerular	1.7×10^{-2}
60	multivari	1.7×10^{-2}
61	follow	1.7×10^{-2}
62	ldlt	1.7×10^{-2}
63	cyclosporin	1.7×10^{-2}
64	engraft	1.6×10^{-2}
65	sct	1.6×10^{-2}
66	ventricular	1.6×10^{-2}
67	mofetil	1.6×10^{-2}
68	infect	1.6×10^{-2}
69	serum	1.5×10^{-2}
70	lvad	1.5×10^{-2}
71	age	1.5×10^{-2}
72	befor	1.5×10^{-2}
73	pediatr	1.5×10^{-2}
74	group	1.5×10^{-2}
75	calcineurin	1.5×10^{-2}
76	antibodi	1.4×10^{-2}
77	marrow	1.4×10^{-2}
78	extracorpor	1.4×10^{-2}
79	organ	1.3×10^{-2}
80	cardiac	1.3×10^{-2}
81	treatment	1.3×10^{-2}
82	allo	1.3×10^{-2}
83	nonrelaps	1.3×10^{-2}
84	live	1.3×10^{-2}
85	propos	1.3×10^{-2}
86	cohort	1.3×10^{-2}
87	cytomegalovirus	1.2×10^{-2}
88	postop	1.2×10^{-2}
89	factor	1.2×10^{-2}
90	structur	1.2×10^{-2}
91	ischemia	1.2×10^{-2}
92	antithymocyt	1.1×10^{-2}
93	earli	1.1×10^{-2}
94	autolog	1.1×10^{-2}
95	treat	1.1×10^{-2}
96	filtrat	1.1×10^{-2}
97	myeloabl	1.1×10^{-2}
98	relaps	1.1×10^{-2}
99	prophylaxi	1.1×10^{-2}
100	center	1.1×10^{-2}

TABLE E.243. Transportation

No.	Word	RIG
1	traffic	1.1×10^{-1}
2	transport	9.3×10^{-2}
3	travel	9.1×10^{-2}
4	road	8.8×10^{-2}
5	vehicl	7.8×10^{-2}
6	driver	6×10^{-2}
7	passeng	5×10^{-2}
8	crash	4.7×10^{-2}
9	car	4.1×10^{-2}
10	citi	3.6×10^{-2}
11	trip	3.5×10^{-2}
12	urban	3.4×10^{-2}
13	lane	3.1×10^{-2}
14	safeti	3×10^{-2}
15	pedestrian	3×10^{-2}
16	freight	2.9×10^{-2}
17	polici	2.8×10^{-2}
18	congest	2.7×10^{-2}
19	highway	2.6×10^{-2}
20	drive	2.6×10^{-2}
21	rail	2.4×10^{-2}
22	plan	2.3×10^{-2}
23	rout	2.3×10^{-2}
24	paper	2.3×10^{-2}
25	infrastructur	2.2×10^{-2}
26	cost	2.1×10^{-2}
27	servic	2.1×10^{-2}
28	roadway	2×10^{-2}
29	public	1.9×10^{-2}
30	bus	1.9×10^{-2}
31	choic	1.9×10^{-2}
32	model	1.9×10^{-2}
33	demand	1.8×10^{-2}
34	speed	1.8×10^{-2}
35	airport	1.8×10^{-2}
36	airlin	1.7×10^{-2}
37	impact	1.7×10^{-2}
38	accid	1.7×10^{-2}
39	pavement	1.7×10^{-2}
40	truck	1.6×10^{-2}
41	research	1.6×10^{-2}
42	commut	1.6×10^{-2}
43	decis	1.5×10^{-2}
44	logit	1.5×10^{-2}
45	bicycl	1.4×10^{-2}
46	fleet	1.4×10^{-2}
47	patient	1.4×10^{-2}
48	network	1.3×10^{-2}
49	price	1.3×10^{-2}
50	survey	1.3×10^{-2}

No.	Word	RIG
51	freeway	1.3×10^{-2}
52	metropolitan	1.3×10^{-2}
53	corridor	1.2×10^{-2}
54	fatal	1.2×10^{-2}
55	destin	1.2×10^{-2}
56	data	1.2×10^{-2}
57	estim	1.2×10^{-2}
58	cell	1.1×10^{-2}
59	user	1.1×10^{-2}
60	intersect	1.1×10^{-2}
61	mile	1×10^{-2}
62	oper	9.9×10^{-3}
63	econom	9.7×10^{-3}
64	protein	9.6×10^{-3}
65	agenc	9.5×10^{-3}
66	methodolog	9.4×10^{-3}
67	benefit	9.4×10^{-3}
68	fare	9.4×10^{-3}
69	clinic	9.2×10^{-3}
70	invest	9.2×10^{-3}
71	street	9.1×10^{-3}
72	ridership	9.1×10^{-3}
73	develop	9.1×10^{-3}
74	market	9×10^{-3}
75	maker	8.8×10^{-3}
76	scenario	8.8×10^{-3}
77	ship	8.6×10^{-3}
78	asphalt	8.4×10^{-3}
79	port	8.4×10^{-3}
80	bike	8.3×10^{-3}
81	cyclist	8.3×10^{-3}
82	railway	8.2×10^{-3}
83	privat	8.2×10^{-3}
84	planner	8.1×10^{-3}
85	intermod	8×10^{-3}
86	diseas	7.8×10^{-3}
87	locat	7.6×10^{-3}
88	treatment	7.6×10^{-3}
89	gene	7.6×10^{-3}
90	headway	7.4×10^{-3}
91	empir	7.4×10^{-3}
92	buse	7.3×10^{-3}
93	household	7.3×10^{-3}
94	acid	7.3×10^{-3}
95	rider	7.3×10^{-3}
96	implement	7.2×10^{-3}
97	stop	7.2×10^{-3}
98	seat	7.1×10^{-3}
99	injuri	6.8×10^{-3}
100	walk	6.6×10^{-3}

TABLE E.244. Transportation Science and Technology

No.	Word	RIG
1	vehicl	1.3×10^{-1}
2	traffic	8.4×10^{-2}
3	paper	6.4×10^{-2}
4	road	5.8×10^{-2}
5	travel	4×10^{-2}
6	transport	3.3×10^{-2}
7	propos	2.9×10^{-2}
8	car	2.9×10^{-2}
9	driver	2.7×10^{-2}
10	passeng	2.7×10^{-2}
11	network	2.7×10^{-2}
12	simul	2.7×10^{-2}
13	drive	2.5×10^{-2}
14	lane	2.3×10^{-2}
15	rail	2.3×10^{-2}
16	speed	2×10^{-2}
17	patient	1.9×10^{-2}
18	system	1.9×10^{-2}
19	highway	1.9×10^{-2}
20	congest	1.8×10^{-2}
21	railway	1.7×10^{-2}
22	urban	1.7×10^{-2}
23	model	1.6×10^{-2}
24	pavement	1.5×10^{-2}
25	pedestrian	1.5×10^{-2}
26	trip	1.5×10^{-2}
27	infrastructur	1.5×10^{-2}
28	safeti	1.4×10^{-2}
29	vehicular	1.4×10^{-2}
30	algorithm	1.4×10^{-2}
31	user	1.3×10^{-2}
32	scenario	1.3×10^{-2}
33	conclus	1.2×10^{-2}
34	rout	1.2×10^{-2}
35	freeway	1.2×10^{-2}
36	base	1.2×10^{-2}
37	bus	1.2×10^{-2}
38	clinic	1.1×10^{-2}
39	citi	1.1×10^{-2}
40	oper	1.1×10^{-2}
41	optim	1.1×10^{-2}
42	treatment	1.1×10^{-2}
43	roadway	1.1×10^{-2}
44	protein	1.1×10^{-2}
45	freight	1.1×10^{-2}
46	real	1.1×10^{-2}
47	cost	1.1×10^{-2}
48	electr	1.1×10^{-2}
49	diseas	1.1×10^{-2}
50	wheel	1×10^{-2}

No.	Word	RIG
51	servic	1×10^{-2}
52	batteri	9.7×10^{-3}
53	demand	9.6×10^{-3}
54	plan	9.1×10^{-3}
55	scheme	9×10^{-3}
56	asphalt	9×10^{-3}
57	intersect	8.9×10^{-3}
58	crash	8.8×10^{-3}
59	perform	8.6×10^{-3}
60	brake	8.6×10^{-3}
61	fuel	8.6×10^{-3}
62	station	8.5×10^{-3}
63	problem	8.5×10^{-3}
64	truck	8.4×10^{-3}
65	gene	8.4×10^{-3}
66	destin	8.1×10^{-3}
67	acid	7.8×10^{-3}
68	power	7.6×10^{-3}
69	effici	7.4×10^{-3}
70	background	7.4×10^{-3}
71	design	7.4×10^{-3}
72	speci	7.3×10^{-3}
73	wireless	7.1×10^{-3}
74	estim	6.9×10^{-3}
75	molecular	6.7×10^{-3}
76	induc	6.7×10^{-3}
77	communic	6.6×10^{-3}
78	powertrain	6.6×10^{-3}
79	corridor	6.5×10^{-3}
80	can	6.4×10^{-3}
81	fleet	6.3×10^{-3}
82	concentr	6.2×10^{-3}
83	relay	6.1×10^{-3}
84	decis	6×10^{-3}
85	cancer	6×10^{-3}
86	accid	5.9×10^{-3}
87	group	5.9×10^{-3}
88	motor	5.9×10^{-3}
89	associ	5.9×10^{-3}
90	track	5.9×10^{-3}
91	tissu	5.9×10^{-3}
92	time	5.7×10^{-3}
93	intellig	5.5×10^{-3}
94	implement	5.4×10^{-3}
95	mobil	5.4×10^{-3}
96	consid	5.4×10^{-3}
97	report	5.3×10^{-3}
98	torqu	5.2×10^{-3}
99	improv	5.2×10^{-3}
100	automot	5.2×10^{-3}

TABLE E.245. Tropical Medicine

No.	Word	RIG
1	infect	1.3×10^{-1}
2	malaria	1.2×10^{-1}
3	parasit	9.4×10^{-2}
4	conclus	7.7×10^{-2}
5	mosquito	6.8×10^{-2}
6	background	6.8×10^{-2}
7	plasmodium	6.5×10^{-2}
8	endem	5.6×10^{-2}
9	falciparum	5×10^{-2}
10	diseas	3.8×10^{-2}
11	preval	3.6×10^{-2}
12	vector	3.5×10^{-2}
13	pcr	3.5×10^{-2}
14	anophel	3.2×10^{-2}
15	leishmaniasi	3.1×10^{-2}
16	epidemiolog	3×10^{-2}
17	fever	2.9×10^{-2}
18	dengu	2.9×10^{-2}
19	aed	2.8×10^{-2}
20	leishmania	2.6×10^{-2}
21	insecticid	2.5×10^{-2}
22	health	2.5×10^{-2}
23	transmiss	2.5×10^{-2}
24	vivax	2.5×10^{-2}
25	blood	2.4×10^{-2}
26	popul	2.1×10^{-2}
27	aegypti	2.1×10^{-2}
28	human	2.1×10^{-2}
29	host	2.1×10^{-2}
30	speci	2×10^{-2}
31	virus	2×10^{-2}
32	collect	2×10^{-2}
33	method	2×10^{-2}
34	princip	1.9×10^{-2}
35	trypanosoma	1.9×10^{-2}
36	paper	1.8×10^{-2}
37	africa	1.8×10^{-2}
38	brazil	1.8×10^{-2}
39	schistosoma	1.8×10^{-2}
40	antimalari	1.8×10^{-2}
41	chaga	1.8×10^{-2}
42	cruzi	1.8×10^{-2}
43	tick	1.7×10^{-2}
44	gambia	1.7×10^{-2}
45	detect	1.7×10^{-2}
46	surveil	1.6×10^{-2}
47	schistosomiasi	1.6×10^{-2}
48	pathogen	1.5×10^{-2}
49	countri	1.5×10^{-2}
50	area	1.5×10^{-2}

No.	Word	RIG
51	antibodi	1.5×10^{-2}
52	antigen	1.5×10^{-2}
53	assay	1.5×10^{-2}
54	outbreak	1.4×10^{-2}
55	district	1.4×10^{-2}
56	born	1.4×10^{-2}
57	serolog	1.4×10^{-2}
58	children	1.4×10^{-2}
59	parasitolog	1.4×10^{-2}
60	villag	1.4×10^{-2}
61	zoonot	1.3×10^{-2}
62	larva	1.3×10^{-2}
63	vaccin	1.3×10^{-2}
64	bite	1.3×10^{-2}
65	parasitaemia	1.3×10^{-2}
66	clinic	1.3×10^{-2}
67	helminth	1.2×10^{-2}
68	control	1.2×10^{-2}
69	spp	1.2×10^{-2}
70	caus	1.2×10^{-2}
71	propos	1.2×10^{-2}
72	mansoni	1.2×10^{-2}
73	dog	1.2×10^{-2}
74	among	1.2×10^{-2}
75	entomolog	1.2×10^{-2}
76	elisa	1.1×10^{-2}
77	llin	1.1×10^{-2}
78	isol	1.1×10^{-2}
79	filariasi	1.1×10^{-2}
80	drug	1.1×10^{-2}
81	infecti	1.1×10^{-2}
82	smear	1.1×10^{-2}
83	tropic	1.1×10^{-2}
84	sampl	1.1×10^{-2}
85	household	1.1×10^{-2}
86	studi	1×10^{-2}
87	geograph	1×10^{-2}
88	infantum	1×10^{-2}
89	signific	1×10^{-2}
90	immun	1×10^{-2}
91	polymeras	1×10^{-2}
92	region	1×10^{-2}
93	rural	1×10^{-2}
94	year	1×10^{-2}
95	egg	1×10^{-2}
96	culex	1×10^{-2}
97	coinfect	9.9×10^{-3}
98	stool	9.9×10^{-3}
99	larval	9.9×10^{-3}
100	diagnosi	9.7×10^{-3}

TABLE E.246. Urban Studies

No.	Word	RIG
1	urban	2×10^{-1}
2	citi	1.5×10^{-1}
3	hous	7.2×10^{-2}
4	polici	6.1×10^{-2}
5	plan	4.4×10^{-2}
6	econom	4.2×10^{-2}
7	govern	3.8×10^{-2}
8	land	3.8×10^{-2}
9	social	3.5×10^{-2}
10	metropolitan	3.4×10^{-2}
11	polit	3.1×10^{-2}
12	articl	2.8×10^{-2}
13	residenti	2.7×10^{-2}
14	area	2.7×10^{-2}
15	market	2.6×10^{-2}
16	neighborhood	2.6×10^{-2}
17	public	2.6×10^{-2}
18	local	2.5×10^{-2}
19	spatial	2.5×10^{-2}
20	landscap	2.4×10^{-2}
21	communiti	2.3×10^{-2}
22	resid	2.3×10^{-2}
23	capit	2.1×10^{-2}
24	planner	2×10^{-2}
25	household	1.9×10^{-2}
26	neighbourhood	1.8×10^{-2}
27	estat	1.8×10^{-2}
28	argu	1.8×10^{-2}
29	sustain	1.7×10^{-2}
30	research	1.7×10^{-2}
31	develop	1.7×10^{-2}
32	redevelop	1.6×10^{-2}
33	territori	1.6×10^{-2}
34	incom	1.6×10^{-2}
35	municip	1.5×10^{-2}
36	economi	1.5×10^{-2}
37	patient	1.4×10^{-2}
38	method	1.4×10^{-2}
39	cell	1.4×10^{-2}
40	mortgag	1.4×10^{-2}
41	privat	1.4×10^{-2}
42	build	1.3×10^{-2}
43	price	1.3×10^{-2}
44	focus	1.3×10^{-2}
45	space	1.3×10^{-2}
46	empir	1.3×10^{-2}
47	sector	1.2×10^{-2}
48	institut	1.2×10^{-2}
49	socio	1.2×10^{-2}
50	actor	1.2×10^{-2}

No.	Word	RIG
51	context	1.2×10^{-2}
52	street	1.2×10^{-2}
53	place	1.1×10^{-2}
54	infrastructur	1.1×10^{-2}
55	district	1.1×10^{-2}
56	settlement	1.1×10^{-2}
57	examin	1.1×10^{-2}
58	park	1.1×10^{-2}
59	draw	1×10^{-2}
60	suburban	1×10^{-2}
61	rural	1×10^{-2}
62	project	9.6×10^{-3}
63	conclus	9.6×10^{-3}
64	clinic	9.5×10^{-3}
65	homeownership	9.5×10^{-3}
66	town	9.5×10^{-3}
67	rent	9.3×10^{-3}
68	interview	9.1×10^{-3}
69	paper	9×10^{-3}
70	find	8.8×10^{-3}
71	obtain	8.7×10^{-3}
72	suburb	8.6×10^{-3}
73	impact	8.6×10^{-3}
74	histor	8.6×10^{-3}
75	protein	8.5×10^{-3}
76	innov	8.4×10^{-3}
77	homeown	8.4×10^{-3}
78	perform	8.3×10^{-3}
79	invest	8.2×10^{-3}
80	home	8.1×10^{-3}
81	nation	8.1×10^{-3}
82	green	8×10^{-3}
83	region	7.9×10^{-3}
84	census	7.9×10^{-3}
85	ecolog	7.8×10^{-3}
86	countri	7.8×10^{-3}
87	rental	7.7×10^{-3}
88	treatment	7.7×10^{-3}
89	servic	7.6×10^{-3}
90	electron	7.6×10^{-3}
91	geographi	7.5×10^{-3}
92	peopl	7.4×10^{-3}
93	decad	7.3×10^{-3}
94	waterfront	7.3×10^{-3}
95	poverti	7.3×10^{-3}
96	experiment	7.3×10^{-3}
97	live	7.2×10^{-3}
98	acid	7.2×10^{-3}
99	strateg	7.2×10^{-3}
100	creat	7.1×10^{-3}

TABLE E.247. Urology and Nephrology

No.	Word	RIG
1	patient	1.5×10^{-1}
2	renal	1.5×10^{-1}
3	kidney	1.2×10^{-1}
4	conclus	9.9×10^{-2}
5	urinari	8.7×10^{-2}
6	prostat	7.4×10^{-2}
7	bladder	6.6×10^{-2}
8	dialysi	5.9×10^{-2}
9	outcom	5.3×10^{-2}
10	glomerular	4.9×10^{-2}
11	hemodialysi	4.7×10^{-2}
12	diseas	4.5×10^{-2}
13	ckd	4.4×10^{-2}
14	underw	4×10^{-2}
15	prostatectomi	3.9×10^{-2}
16	year	3.8×10^{-2}
17	month	3.8×10^{-2}
18	age	3.6×10^{-2}
19	clinic	3.5×10^{-2}
20	men	3.4×10^{-2}
21	median	3.4×10^{-2}
22	associ	3.3×10^{-2}
23	risk	3.2×10^{-2}
24	creatinin	3.2×10^{-2}
25	urolog	3.1×10^{-2}
26	nephrectomi	3.1×10^{-2}
27	treatment	3.1×10^{-2}
28	retrospect	3×10^{-2}
29	paper	3×10^{-2}
30	incontin	2.9×10^{-2}
31	urin	2.8×10^{-2}
32	tract	2.7×10^{-2}
33	cancer	2.7×10^{-2}
34	serum	2.7×10^{-2}
35	signific	2.6×10^{-2}
36	method	2.6×10^{-2}
37	surgeri	2.6×10^{-2}
38	complic	2.6×10^{-2}
39	cohort	2.5×10^{-2}
40	chronic	2.5×10^{-2}
41	multivari	2.5×10^{-2}
42	radic	2.5×10^{-2}
43	postop	2.5×10^{-2}
44	surgic	2.5×10^{-2}
45	score	2.4×10^{-2}
46	follow	2.4×10^{-2}
47	therapi	2.4×10^{-2}
48	object	2.3×10^{-2}
49	filtrat	2.3×10^{-2}
50	ureter	2.3×10^{-2}

No.	Word	RIG
51	biopsi	2.2×10^{-2}
52	gleason	2.2×10^{-2}
53	erectil	2.1×10^{-2}
54	prospect	2.1×10^{-2}
55	urethr	2.1×10^{-2}
56	proteinuria	2×10^{-2}
57	treat	2×10^{-2}
58	nephropathi	2×10^{-2}
59	dysfunct	2×10^{-2}
60	cystectomi	1.9×10^{-2}
61	group	1.8×10^{-2}
62	stone	1.8×10^{-2}
63	regress	1.8×10^{-2}
64	recurr	1.8×10^{-2}
65	pelvic	1.7×10^{-2}
66	psa	1.7×10^{-2}
67	rate	1.7×10^{-2}
68	esrd	1.7×10^{-2}
69	preoper	1.7×10^{-2}
70	urologist	1.7×10^{-2}
71	aki	1.6×10^{-2}
72	propos	1.6×10^{-2}
73	stage	1.6×10^{-2}
74	result	1.6×10^{-2}
75	review	1.6×10^{-2}
76	urotheli	1.6×10^{-2}
77	assess	1.6×10^{-2}
78	cox	1.6×10^{-2}
79	egfr	1.6×10^{-2}
80	penil	1.6×10^{-2}
81	injuri	1.5×10^{-2}
82	urodynam	1.5×10^{-2}
83	surviv	1.5×10^{-2}
84	hospit	1.5×10^{-2}
85	introduc	1.5×10^{-2}
86	undergo	1.5×10^{-2}
87	patholog	1.5×10^{-2}
88	background	1.5×10^{-2}
89	includ	1.5×10^{-2}
90	symptom	1.5×10^{-2}
91	predictor	1.5×10^{-2}
92	baselin	1.5×10^{-2}
93	void	1.5×10^{-2}
94	laparoscop	1.5×10^{-2}
95	mortal	1.4×10^{-2}
96	diabet	1.4×10^{-2}
97	tubular	1.4×10^{-2}
98	evalu	1.4×10^{-2}
99	transurethr	1.4×10^{-2}
100	blood	1.4×10^{-2}

TABLE E.248. Veterinary Sciences

No.	Word	RIG
1	dog	1×10^{-1}
2	anim	9.5×10^{-2}
3	infect	4.8×10^{-2}
4	hors	4.7×10^{-2}
5	veterinari	4.4×10^{-2}
6	canin	3.8×10^{-2}
7	cattl	3.6×10^{-2}
8	breed	3×10^{-2}
9	farm	2.7×10^{-2}
10	cat	2.7×10^{-2}
11	paper	2.6×10^{-2}
12	day	2.5×10^{-2}
13	herd	2.4×10^{-2}
14	cow	2.4×10^{-2}
15	equin	2.4×10^{-2}
16	clinic	2.3×10^{-2}
17	diseas	2.3×10^{-2}
18	pcr	2.1×10^{-2}
19	virus	2.1×10^{-2}
20	pig	2.1×10^{-2}
21	pathogen	2×10^{-2}
22	sheep	2×10^{-2}
23	blood	2×10^{-2}
24	sign	1.9×10^{-2}
25	dairi	1.9×10^{-2}
26	calv	1.9×10^{-2}
27	propos	1.8×10^{-2}
28	necropsi	1.7×10^{-2}
29	bovin	1.6×10^{-2}
30	sampl	1.6×10^{-2}
31	collect	1.6×10^{-2}
32	veterinarian	1.5×10^{-2}
33	studi	1.5×10^{-2}
34	felin	1.5×10^{-2}
35	antibodi	1.4×10^{-2}
36	serum	1.4×10^{-2}
37	immun	1.4×10^{-2}
38	vaccin	1.4×10^{-2}
39	isol	1.3×10^{-2}
40	old	1.3×10^{-2}
41	speci	1.3×10^{-2}
42	chicken	1.3×10^{-2}
43	goat	1.3×10^{-2}
44	rumin	1.3×10^{-2}
45	parasit	1.2×10^{-2}
46	feed	1.2×10^{-2}
47	histopatholog	1.2×10^{-2}
48	milk	1.2×10^{-2}
49	simul	1.1×10^{-2}
50	preval	1.1×10^{-2}

No.	Word	RIG
51	outbreak	1.1×10^{-2}
52	lame	1.1×10^{-2}
53	detect	1.1×10^{-2}
54	slaughter	1.1×10^{-2}
55	signific	1.1×10^{-2}
56	bird	1.1×10^{-2}
57	owner	1×10^{-2}
58	lesion	1×10^{-2}
59	livestock	1×10^{-2}
60	infecti	9.9×10^{-3}
61	group	9.9×10^{-3}
62	evalu	9.8×10^{-3}
63	diet	9.8×10^{-3}
64	spp	9.6×10^{-3}
65	domest	9.6×10^{-3}
66	healthi	9.5×10^{-3}
67	zoonot	9.5×10^{-3}
68	captiv	9.5×10^{-3}
69	week	9.4×10^{-3}
70	fed	9.4×10^{-3}
71	egg	9.4×10^{-3}
72	tissu	9.4×10^{-3}
73	model	9.2×10^{-3}
74	intestin	9.1×10^{-3}
75	mare	8.9×10^{-3}
76	avian	8.9×10^{-3}
77	flock	8.7×10^{-3}
78	swine	8.6×10^{-3}
79	respiratori	8.6×10^{-3}
80	holstein	8.3×10^{-3}
81	piglet	8.3×10^{-3}
82	process	8.3×10^{-3}
83	welfar	8.2×10^{-3}
84	structur	8.1×10^{-3}
85	treatment	8×10^{-3}
86	properti	8×10^{-3}
87	algorithm	8×10^{-3}
88	fish	7.9×10^{-3}
89	serolog	7.9×10^{-3}
90	caus	7.8×10^{-3}
91	broiler	7.7×10^{-3}
92	elisa	7.7×10^{-3}
93	femal	7.7×10^{-3}
94	histolog	7.6×10^{-3}
95	poultri	7.6×10^{-3}
96	porcin	7.6×10^{-3}
97	lactat	7.5×10^{-3}
98	faecal	7.5×10^{-3}
99	insemin	7.5×10^{-3}
100	object	7.3×10^{-3}

TABLE E.249. Virology

No.	Word	RIG
1	virus	3.6×10^{-1}
2	infect	2.6×10^{-1}
3	viral	2.3×10^{-1}
4	replic	8.7×10^{-2}
5	hiv	8.7×10^{-2}
6	host	6.6×10^{-2}
7	protein	6.5×10^{-2}
8	rna	6.3×10^{-2}
9	cell	6.1×10^{-2}
10	antivir	5.8×10^{-2}
11	genom	5.5×10^{-2}
12	immun	5.1×10^{-2}
13	vaccin	4.6×10^{-2}
14	pathogen	4.5×10^{-2}
15	influenza	4.2×10^{-2}
16	sequenc	4.1×10^{-2}
17	human	4×10^{-2}
18	virion	3.9×10^{-2}
19	gene	3.6×10^{-2}
20	strain	3.2×10^{-2}
21	cd4	3.2×10^{-2}
22	hepat	3.1×10^{-2}
23	antiretrovir	3.1×10^{-2}
24	interferon	3.1×10^{-2}
25	capsid	2.9×10^{-2}
26	antibodi	2.9×10^{-2}
27	infecti	2.9×10^{-2}
28	paper	2.8×10^{-2}
29	express	2.7×10^{-2}
30	pcr	2.7×10^{-2}
31	antigen	2.6×10^{-2}
32	assay	2.6×10^{-2}
33	mutat	2.6×10^{-2}
34	hcv	2.4×10^{-2}
35	ifn	2.3×10^{-2}
36	diseas	2.3×10^{-2}
37	dna	2.2×10^{-2}
38	phylogenet	2.2×10^{-2}
39	recombin	2.2×10^{-2}
40	herpesvirus	2.2×10^{-2}
41	genotyp	2.1×10^{-2}
42	isol	2.1×10^{-2}
43	virul	2×10^{-2}
44	virolog	2×10^{-2}
45	mutant	2×10^{-2}
46	bind	1.9×10^{-2}
47	encod	1.9×10^{-2}
48	transcript	1.9×10^{-2}
49	cellular	1.8×10^{-2}
50	glycoprotein	1.8×10^{-2}

No.	Word	RIG
51	innat	1.7×10^{-2}
52	amino	1.7×10^{-2}
53	envelop	1.7×10^{-2}
54	entri	1.6×10^{-2}
55	nucleotid	1.6×10^{-2}
56	immunodefici	1.6×10^{-2}
57	titer	1.6×10^{-2}
58	inhibit	1.6×10^{-2}
59	mediat	1.6×10^{-2}
60	epitop	1.6×10^{-2}
61	hbv	1.6×10^{-2}
62	respiratori	1.6×10^{-2}
63	associ	1.5×10^{-2}
64	specif	1.5×10^{-2}
65	mice	1.5×10^{-2}
66	avian	1.4×10^{-2}
67	detect	1.4×10^{-2}
68	genet	1.4×10^{-2}
69	polymeras	1.3×10^{-2}
70	respons	1.3×10^{-2}
71	caus	1.3×10^{-2}
72	suggest	1.3×10^{-2}
73	env	1.3×10^{-2}
74	pandem	1.3×10^{-2}
75	enterovirus	1.3×10^{-2}
76	target	1.3×10^{-2}
77	cd8	1.3×10^{-2}
78	pathogenesi	1.3×10^{-2}
79	coinfect	1.3×10^{-2}
80	wild	1.3×10^{-2}
81	identifi	1.2×10^{-2}
82	strand	1.2×10^{-2}
83	h1n1	1.2×10^{-2}
84	hemagglutinin	1.2×10^{-2}
85	cytomegalovirus	1.2×10^{-2}
86	coronavirus	1.2×10^{-2}
87	vp1	1.2×10^{-2}
88	induc	1.2×10^{-2}
89	simul	1.2×10^{-2}
90	inhibitor	1.2×10^{-2}
91	vitro	1.1×10^{-2}
92	orf	1.1×10^{-2}
93	herp	1.1×10^{-2}
94	therapi	1.1×10^{-2}
95	enceph	1.1×10^{-2}
96	outbreak	1.1×10^{-2}
97	fever	1.1×10^{-2}
98	nonstructur	1.1×10^{-2}
99	subtyp	1.1×10^{-2}
100	receptor	1.1×10^{-2}

TABLE E.250. Water Resources

No.	Word	RIG
1	water	1.4×10^{-1}
2	hydrolog	6.9×10^{-2}
3	river	6.8×10^{-2}
4	groundwat	6×10^{-2}
5	soil	3.8×10^{-2}
6	rainfal	3.8×10^{-2}
7	runoff	3.8×10^{-2}
8	flow	3.7×10^{-2}
9	flood	3.5×10^{-2}
10	catchment	3.4×10^{-2}
11	hydraul	3.4×10^{-2}
12	aquif	3.4×10^{-2}
13	basin	3.4×10^{-2}
14	wastewat	3.1×10^{-2}
15	climat	2.7×10^{-2}
16	sediment	2.7×10^{-2}
17	area	2.4×10^{-2}
18	irrig	2.2×10^{-2}
19	watersh	2.2×10^{-2}
20	patient	2.1×10^{-2}
21	remov	1.9×10^{-2}
22	precipit	1.9×10^{-2}
23	land	1.9×10^{-2}
24	streamflow	1.9×10^{-2}
25	discharg	1.9×10^{-2}
26	concentr	1.8×10^{-2}
27	season	1.8×10^{-2}
28	manag	1.8×10^{-2}
29	pollut	1.7×10^{-2}
30	model	1.7×10^{-2}
31	conclus	1.6×10^{-2}
32	evapotranspir	1.6×10^{-2}
33	agricultur	1.6×10^{-2}
34	contamin	1.5×10^{-2}
35	effluent	1.5×10^{-2}
36	spatial	1.4×10^{-2}
37	annual	1.3×10^{-2}
38	recharg	1.3×10^{-2}
39	depth	1.3×10^{-2}
40	scale	1.3×10^{-2}
41	drainag	1.3×10^{-2}
42	clinic	1.3×10^{-2}
43	stream	1.2×10^{-2}
44	reservoir	1.1×10^{-2}
45	dissolv	1.1×10^{-2}
46	dam	1.1×10^{-2}
47	sludg	1.1×10^{-2}
48	environment	1.1×10^{-2}
49	urban	1.1×10^{-2}
50	lake	1.1×10^{-2}

No.	Word	RIG
51	zone	1.1×10^{-2}
52	drink	1.1×10^{-2}
53	eros	1.1×10^{-2}
54	coastal	1.1×10^{-2}
55	storm	1×10^{-2}
56	ecosystem	1×10^{-2}
57	estim	1×10^{-2}
58	impact	1×10^{-2}
59	resourc	1×10^{-2}
60	region	9.8×10^{-3}
61	calibr	9.8×10^{-3}
62	indic	9.4×10^{-3}
63	bed	9.3×10^{-3}
64	condit	9.1×10^{-3}
65	slope	9.1×10^{-3}
66	period	9×10^{-3}
67	flux	9×10^{-3}
68	hydrogeolog	9×10^{-3}
69	suspend	8.9×10^{-3}
70	sand	8.9×10^{-3}
71	variabl	8.9×10^{-3}
72	surfac	8.7×10^{-3}
73	locat	8.7×10^{-3}
74	suppli	8.7×10^{-3}
75	subsurfac	8.5×10^{-3}
76	hydrograph	8.4×10^{-3}
77	station	8.3×10^{-3}
78	diseas	8.3×10^{-3}
79	drought	8.3×10^{-3}
80	shallow	8.2×10^{-3}
81	distribut	8.1×10^{-3}
82	veget	8.1×10^{-3}
83	desalin	8×10^{-3}
84	osmosi	7.9×10^{-3}
85	weather	7.8×10^{-3}
86	background	7.8×10^{-3}
87	semiarid	7.8×10^{-3}
88	meteorolog	7.5×10^{-3}
89	cell	7.5×10^{-3}
90	batch	7.5×10^{-3}
91	tempor	7.4×10^{-3}
92	downstream	7.4×10^{-3}
93	cod	7.3×10^{-3}
94	sourc	7.2×10^{-3}
95	uncertainti	7.2×10^{-3}
96	studi	7×10^{-3}
97	wetland	6.9×10^{-3}
98	plant	6.9×10^{-3}
99	rain	6.8×10^{-3}
100	use	6.8×10^{-3}

TABLE E.251. Women's Studies

No.	Word	RIG
1	women	2.4×10^{-1}
2	gender	1.3×10^{-1}
3	feminist	1.2×10^{-1}
4	sexual	5.3×10^{-2}
5	violenc	5.1×10^{-2}
6	articl	5×10^{-2}
7	social	4.9×10^{-2}
8	men	3.7×10^{-2}
9	femal	3.6×10^{-2}
10	femin	3.4×10^{-2}
11	argu	3.3×10^{-2}
12	polit	3.3×10^{-2}
13	masculin	2.8×10^{-2}
14	interview	2.6×10^{-2}
15	discours	2.3×10^{-2}
16	health	2.3×10^{-2}
17	draw	2.1×10^{-2}
18	intim	2.1×10^{-2}
19	explor	2.1×10^{-2}
20	partner	2×10^{-2}
21	victim	2×10^{-2}
22	examin	1.9×10^{-2}
23	narrat	1.9×10^{-2}
24	particip	1.8×10^{-2}
25	woman	1.7×10^{-2}
26	feminin	1.7×10^{-2}
27	cultur	1.7×10^{-2}
28	research	1.5×10^{-2}
29	result	1.5×10^{-2}
30	engag	1.5×10^{-2}
31	famili	1.5×10^{-2}
32	stereotyp	1.5×10^{-2}
33	ipv	1.4×10^{-2}
34	cell	1.4×10^{-2}
35	societi	1.3×10^{-2}
36	nation	1.3×10^{-2}
37	ident	1.3×10^{-2}
38	oppress	1.3×10^{-2}
39	critiqu	1.2×10^{-2}
40	mother	1.2×10^{-2}
41	context	1.2×10^{-2}
42	queer	1.2×10^{-2}
43	male	1.2×10^{-2}
44	heterosexu	1.2×10^{-2}
45	negoti	1.2×10^{-2}
46	sexism	1.2×10^{-2}
47	discurs	1.2×10^{-2}
48	sex	1.2×10^{-2}
49	educ	1.2×10^{-2}
50	race	1.2×10^{-2}

No.	Word	RIG
51	live	1.2×10^{-2}
52	intersect	1.2×10^{-2}
53	care	1.1×10^{-2}
54	relationship	1.1×10^{-2}
55	way	1.1×10^{-2}
56	temperatur	1.1×10^{-2}
57	domest	1.1×10^{-2}
58	simul	1.1×10^{-2}
59	empower	1.1×10^{-2}
60	polici	1.1×10^{-2}
61	practic	1.1×10^{-2}
62	american	1.1×10^{-2}
63	activist	1×10^{-2}
64	effici	1×10^{-2}
65	among	1×10^{-2}
66	obtain	1×10^{-2}
67	seek	1×10^{-2}
68	scholar	1×10^{-2}
69	transnat	1×10^{-2}
70	perform	9.9×10^{-3}
71	norm	9.9×10^{-3}
72	perpetr	9.8×10^{-3}
73	focus	9.8×10^{-3}
74	lesbian	9.7×10^{-3}
75	sexist	9.7×10^{-3}
76	paramet	9.6×10^{-3}
77	public	9.5×10^{-3}
78	properti	9.5×10^{-3}
79	pregnanc	9.3×10^{-3}
80	racial	9.3×10^{-3}
81	ideolog	9.2×10^{-3}
82	surfac	9.2×10^{-3}
83	patriarch	9.1×10^{-3}
84	psycholog	9×10^{-3}
85	survey	8.9×10^{-3}
86	qualit	8.9×10^{-3}
87	marriag	8.8×10^{-3}
88	debat	8.8×10^{-3}
89	labor	8.8×10^{-3}
90	abus	8.8×10^{-3}
91	show	8.7×10^{-3}
92	communiti	8.6×10^{-3}
93	work	8.6×10^{-3}
94	heteronorm	8.6×10^{-3}
95	inequ	8.6×10^{-3}
96	energi	8.4×10^{-3}
97	right	8.3×10^{-3}
98	reproduct	8.3×10^{-3}
99	question	8.1×10^{-3}
100	ethnic	8.1×10^{-3}

TABLE E.252. Zoology

No.	Word	RIG
1	speci	1.9×10^{-1}
2	genus	7.2×10^{-2}
3	nov	4×10^{-2}
4	habitat	3.9×10^{-2}
5	femal	3.9×10^{-2}
6	male	3.8×10^{-2}
7	describ	2.6×10^{-2}
8	anim	2.5×10^{-2}
9	predat	2.4×10^{-2}
10	genera	2.3×10^{-2}
11	method	2.2×10^{-2}
12	reproduct	2.1×10^{-2}
13	morpholog	2.1×10^{-2}
14	record	2×10^{-2}
15	bird	1.9×10^{-2}
16	paper	1.9×10^{-2}
17	taxonom	1.8×10^{-2}
18	charact	1.8×10^{-2}
19	patient	1.8×10^{-2}
20	fish	1.8×10^{-2}
21	ecolog	1.8×10^{-2}
22	taxa	1.7×10^{-2}
23	specimen	1.7×10^{-2}
24	forag	1.7×10^{-2}
25	popul	1.7×10^{-2}
26	phylogenet	1.7×10^{-2}
27	mate	1.7×10^{-2}
28	redescrib	1.7×10^{-2}
29	mammal	1.6×10^{-2}
30	prey	1.5×10^{-2}
31	egg	1.4×10^{-2}
32	bodi	1.4×10^{-2}
33	synonym	1.4×10^{-2}
34	fauna	1.4×10^{-2}
35	conspecif	1.3×10^{-2}
36	larva	1.3×10^{-2}
37	dorsal	1.3×10^{-2}
38	endem	1.3×10^{-2}
39	new	1.3×10^{-2}
40	breed	1.2×10^{-2}
41	primat	1.2×10^{-2}
42	season	1.2×10^{-2}
43	juvenil	1.2×10^{-2}
44	forest	1.2×10^{-2}
45	adult	1.1×10^{-2}
46	genitalia	1.1×10^{-2}
47	congen	1.1×10^{-2}
48	individu	1.1×10^{-2}
49	known	1.1×10^{-2}
50	brazil	1.1×10^{-2}

No.	Word	RIG
51	southern	1.1×10^{-2}
52	island	1.1×10^{-2}
53	collect	1×10^{-2}
54	abund	1×10^{-2}
55	conserv	1×10^{-2}
56	applic	1×10^{-2}
57	insect	1×10^{-2}
58	simul	9.9×10^{-3}
59	sex	9.9×10^{-3}
60	south	9.8×10^{-3}
61	perform	9.7×10^{-3}
62	pattern	9.7×10^{-3}
63	nest	9.6×10^{-3}
64	suggest	9.4×10^{-3}
65	gen	9.4×10^{-3}
66	clade	9.3×10^{-3}
67	neotrop	9.2×10^{-3}
68	sexual	9.2×10^{-3}
69	lizard	9.1×10^{-3}
70	captiv	9.1×10^{-3}
71	food	9×10^{-3}
72	ventral	9×10^{-3}
73	mitochondri	8.9×10^{-3}
74	trait	8.9×10^{-3}
75	properti	8.7×10^{-3}
76	frog	8.7×10^{-3}
77	amphibian	8.7×10^{-3}
78	improv	8.7×10^{-3}
79	solut	8.5×10^{-3}
80	subspeci	8.5×10^{-3}
81	eastern	8.5×10^{-3}
82	larval	8.4×10^{-3}
83	seta	8.4×10^{-3}
84	algorithm	8.2×10^{-3}
85	northern	8.2×10^{-3}
86	divers	8.2×10^{-3}
87	nematod	8×10^{-3}
88	propos	8×10^{-3}
89	distinguish	8×10^{-3}
90	taxon	7.9×10^{-3}
91	morphometr	7.6×10^{-3}
92	wildlif	7.6×10^{-3}
93	behaviour	7.6×10^{-3}
94	feed	7.5×10^{-3}
95	north	7.4×10^{-3}
96	coi	7.4×10^{-3}
97	offspr	7.3×10^{-3}
98	synonymi	7.3×10^{-3}
99	model	7.2×10^{-3}
100	inhabit	7.2×10^{-3}