

Unbiased Learning to Rank: Online or Offline?

QINGYAO AI, School of Computing, University of Utah, USA

TAO YANG, School of Computing, University of Utah, USA

HUAZHENG WANG, Department of Computer Science, University of Virginia, USA

JIAXIN MAO, Department of Computer Science and Technology, Tsinghua University, China

How to obtain an unbiased ranking model by learning to rank with biased user feedback is an important research question for IR. Existing work on unbiased learning to rank (ULTR) can be broadly categorized into two groups – the studies on unbiased learning algorithms with logged data, namely the *offline* unbiased learning, and the studies on unbiased parameters estimation with real-time user interactions, namely the *online* learning to rank. While their definitions of *unbiasness* are different, these two types of ULTR algorithms share the same goal – to find the best models that rank documents based on their intrinsic relevance or utility. However, most studies on offline and online unbiased learning to rank are carried in parallel without detailed comparisons on their background theories and empirical performance. In this paper, we formalize the task of unbiased learning to rank and show that existing algorithms for offline unbiased learning and online learning to rank are just the two sides of the same coin. We evaluate eight state-of-the-art ULTR algorithms and find that many of them can be used in both offline settings and online environments with or without minor modifications. Further, we analyze how different offline and online learning paradigms would affect the theoretical foundation and empirical effectiveness of each algorithm on both synthetic and real search data. Our findings provide important insights and guideline for choosing and deploying ULTR algorithms in practice.

CCS Concepts: • **Information systems** → **Learning to rank**.

Additional Key Words and Phrases: Learning to rank, unbiased learning, online learning

ACM Reference Format:

Qingyao Ai, Tao Yang, Huazheng Wang, and Jiaxin Mao. 2020. Unbiased Learning to Rank: Online or Offline?. *ACM Transactions on Information Systems* 9, 4, Article 27 (December 2020), 27 pages. <https://doi.org/0000001.0000001>

1 INTRODUCTION

The study of learning to rank with implicit user feedback such as click data has received considerable attention in both academia and industry [26]. On the one hand, by collecting data from user interactions, we can better capture the true utility of each document for each user [54] and create large-scale training data for ranking optimization without extensive human annotations [27]. On the other hand, learning to rank directly with implicit user feedback could suffer from the intrinsic

Authors' addresses: Qingyao Ai, School of Computing, University of Utah, Salt Lake City, UT, USA, 84112-9205, aiqy@cs.utah.edu; Tao Yang, School of Computing, University of Utah, Salt Lake City, UT, USA, 84112-9205, taoyang@cs.utah.edu; Huazheng Wang, Department of Computer Science, University of Virginia, Charlottesville, VA, USA, 22904, hw7ww@virginia.edu; Jiaxin Mao, Department of Computer Science and Technology, Tsinghua University, Beijing, China, maojiaxin@gmail.com.

Permission to make digital or hard copies of all or part of this work for personal or classroom use is granted without fee provided that copies are not made or distributed for profit or commercial advantage and that copies bear this notice and the full citation on the first page. Copyrights for components of this work owned by others than the author(s) must be honored. Abstracting with credit is permitted. To copy otherwise, or republish, to post on servers or to redistribute to lists, requires prior specific permission and/or a fee. Request permissions from permissions@acm.org.

© 2020 Copyright held by the owner/author(s). Publication rights licensed to ACM.

1046-8188/2020/12-ART27 \$15.00

<https://doi.org/0000001.0000001>

noise and bias in user interactions (e.g., position bias [16]). How to learn an unbiased learning to rank models from biased user feedback is thus an important question for the IR community.

Existing research on unbiased learning to rank (ULTR) algorithms can be broadly categorized into two groups. The first group focuses on creating robust learning algorithms that protect ranking models from inheriting data bias from observed data in the training process [5, 21, 29, 55]. Because they can work with search logs or historical data, these types of algorithms are often referred to as the *offline learning* methods, or, in most literature, the standard unbiased learning to rank algorithms. The second group focuses on designing an interactive learning process so that we can collect unbiased feedback or estimate unbiased gradients for the training process of ranking models [41, 53, 57]. These types of methods require real-time interactions with end users on ranking results in each learning step, so they are often referred to as the *online learning* algorithms, or, in most literature, the online learning to rank algorithms.

While both groups of methods have been widely studied under the topic of unbiased learning to rank, their definitions of “unbiasness” are slightly different. In the studies of standard unbiased learning-to-rank algorithms (with offline data), unbiasedness usually refers to the ability of an algorithm in terms of removing the effect of data bias in the training of a ranking model [28]. The concept of unbiasedness in online learning to rank, on the other hand, emphasizes more on whether an algorithm can help a model converge to the best ranking model for a particular task [52]. Despite these differences, both offline unbiased learning-to-rank algorithms and online learning to rank share a single goal for ranking optimization, that is *to find the best model that ranks query-document pairs according to their intrinsic relevance*.

Then the question is: are offline learning and the online learning just two sides of the same coin for unbiased learning to rank? The answer looks to be “no” considering their different motivations and definitions. However, after examining the formulations of several algorithms, we observe that almost all unbiased learning-to-rank algorithms in offline learning can be directly applied to online learning, and some methods in online learning can be directly used on offline data without or with minor modifications. Does this mean that a good unbiased learning to rank algorithm could be used in both offline settings and online settings? Or are there any properties that make an algorithm only suitable for offline learning or online learning? Unfortunately, most research on offline unbiased learning to rank and online learning to rank are carried in parallel without comparisons. Some recent studies tried to compare the empirical performance of existing unbiased learning-to-rank algorithms proposed separately in offline learning and online learning environments [22], but they are restricted by the stereotype that “offline” methods can only be used offline and ignores the discussion of the connections between offline unbiased learning and online learning to rank in theory.

In this paper, we conduct a comprehensive analysis on eight state-of-the-art unbiased learning to rank algorithms from two families – the counterfactual learning family and the bandit learning family – and discuss their characteristics in both offline and online learning. Specifically, we focus on two research questions:

RQ1: *What are the theoretical differences and connections between unbiased learning-to-rank algorithms proposed for offline learning and online learning?*

RQ2: *How do learning paradigms affect the empirical effectiveness and robustness of unbiased learning-to-rank algorithms?*

To answer these questions, we develop a unified mathematical framework for unbiased learning to rank and discover that previous unbiased learning-to-rank algorithms proposed for offline and online learning are tackling the same problem from two perspectives. Also, from our empirical

studies with synthetic and real click data, we find that different unbiased learning-to-rank algorithms have different sensitivities to learning paradigms. For example, the performance of counterfactual learning algorithms are stable in both offline and online learning paradigms, while the effectiveness and robustness of bandit learning algorithms vary significantly from case to case. These findings provide both theoretical insights to the problem of unbiased learning to rank and practical guidelines to the deployment of unbiased learning-to-rank algorithms.

The rest of the paper is organized as the followings. Section 2 discuss the related work of this paper. Section 3 formally formulates the problem of unbiased learning to rank. Then, Section 4 introduces the theoretical background of existing unbiased learning-to-rank algorithms. Section 5 discusses how to deploy each unbiased learning-to-rank algorithm in different learning paradigms and Section 6 shows our empirical experiments. Finally, we summarize our findings to provide guidance for the future use of unbiased learning-to-rank algorithms in Section 7.

2 RELATED WORK

Learning to rank refers to the machine learning techniques for training a ranking model [34]. It has been successfully and widely applied to multiple IR-related areas and applications such as ad-hoc retrieval [37], Web search [24], question answering [56], recommendation [17], etc. In general, given a set of feature representations for candidate items, the goal of learning to rank is to build a ranking function or scoring function that takes the features of an item as inputs and predicts a ranking score for it so that sorting items with their ranking scores could maximize the system's or the user's information gain from the final ranking list. Based on their structures and definitions, there are two methodologies to classify existing learning-to-rank models. The first one, which is also the most well-known one, is to categorize learning-to-rank models according to their training loss functions. According to how many items are considered in the computation of ranking loss for each training instance [37], learning to rank algorithms can be categorized as pointwise, pairwise, or listwise approaches. Pointwise methods treat a ranking problem as a classification or regression problem by directly requiring the scoring function to predict the relevance label of the document [35]. Pairwise methods transform ranking problems into a set of pairwise preference prediction tasks and compute ranking losses by aggregating errors of preferences indicated by ranking scores for each document pair [8, 24]. Further, listwise methods extend pairwise methods by taking a set of documents together and directly optimizing the final ranking metrics [4, 9, 10]. Another classification methodology for learning-to-rank models is to categorize them based on the structure of ranking or scoring functions. According to the number of input items the scoring function takes in each step, learning-to-rank algorithms can be grouped as univariate methods and multivariate methods. Univariate methods assume that the relevance of each document are independent to each other, so the scoring function of a learning-to-rank model only needs to score one document a time [37]. Multivariate methods believe that the ranking and utility of documents could vary according to their context (i.e., other documents to rank) and design scoring functions by taking and comparing multiple documents together to determine their final ranking scores [4, 7, 43, 44].

While proven effective in improving the ranking performance [12], training learning-to-rank models usually requires large-scale data with annotated relevance labels that are expensive and time-consuming to collect. To solve this problem, IR researchers have tried to leverage the implicit feedback from user behavior as an alternative data source for training ranking models [24]. However, implicit feedback such as user clicks is noisy and affected by different kinds of biases [27, 31, 40, 51], e.g., the ranking position has a strong influence on where users click [26]. This position bias makes the click signal a biased estimation of relevance and affects the robustness of learning to rank models trained with the naïve approach which treats a click/non-click as a positive/negative relevance judgment. Thus, many studies have investigated how to extract unbiased and reliable relevance

signals from biased click signals. For example, Joachims [24] proposed to treat clicks as preferences between clicked and skipped documents; Richardson et al. [46] formalize an *Examination Hypothesis* to model the position bias in the ranked list of ads by assuming that a user would only click a document when it is observed by the user and considered relevant to the user's need. Accordingly, a series of click models have been proposed to model the examination probability and infer accurate relevance feedback from user clicks [13, 15, 40, 51]. Craswell et al. [16] propose a cascade model to model user's sequential reading behavior on search engine result pages (SERPs). Dupret and Piwowarski [18] propose a user browsing model that allows users to read with jumps from previous results to latter results. Nonetheless, despite their differences, click models usually requires that the same query-document pair appears multiple times for reliable inference [39], which makes them invalid for tail queries and many retrieval tasks with special characteristics (e.g. email search).

Another group of approaches, which is the focus of this study, tried to directly train an unbiased ranking model with biased user feedback. We refer to these approaches as the unbiased learning to rank (ULTR) approaches. As mentioned earlier, existing unbiased learning-to-rank methods can be broadly classified into two families: the counterfactual learning family that originally adopts an offline learning paradigm and the bandit learning family that usually associate with an online learning paradigm. The key of counterfactual learning algorithms is the Inverse Propensity Weighting (IPW) [29, 54] and the estimation of examination propensity [5, 55]. For example, Wang et al. [54] propose an online result randomization experiments to estimate user's probabilities to examine result on each position and use the estimated weights to debias the training loss of learning-to-rank models. Ai et al. [5] formulate the problem of ranking and examination propensity estimation as dual problems and build a Dual Learning Algorithm to automatically learn both ranking models and propensity models from offline data together. There are also counterfactual learning algorithms that derive propensity estimation from online interleaving [29] or intervention data harvested from multiple ranking functions [3]. Besides the counterfactual learning studies on position bias, there are studies on applying inverse propensity weighting to different behavioral biases such as the trust bias [2] and the recency bias [14].

The core of the bandit learning algorithms is the estimation of unbiased model gradients from online result manipulation and user feedback. A well-know example is the Dual Bandit Gradient Descent model proposed by Yue and Joachims [57] that iteratively optimizes ranking models by creating random parameter perturbations and updating models with perturbed parameters that produces ranking lists with more user interactions. There is extensive research on extending DBGD with different result exploration strategies [48, 53, 59, 59] and variance reduction techniques [52]. For example, Schuth et al. [49] propose to try multiple perturbed parameters simultaneously to speed up the convergence of bandit learning algorithms. Wang et al. [53] propose to store the noisy parameters explored previously and use null space analysis to find more efficient exploration directions in the future steps. Oosterhuis and de Rijke [41] propose to avoid extensive interleaving experiments by controlling the sample process of ranking lists and their weights in the training process. There are also algorithms developed independently with DBGD that combine click models [16, 20] with online bandit learning [30, 32, 33, 36, 60]. However, these click-model based methods usually estimate the utility of ranked documents on a per-query basis, which make them converge slower and less practical than other online algorithms such as PDGD (in Section 4.2).

While separate studies and tutorials on offline unbiased learning to rank [6] and online unbiased learning to rank [19] have been presented recently, to the best of our knowledge, there is no comprehensive analysis on their theoretical connections and differences. Jagerman et al. [22] tried to compare counterfactual learning algorithms and bandit learning algorithms empirically, but they are confined by the stereotype that the former must be used offline and thus provided limited

Table 1. A summary of notations used in this paper.

q, d, π_q	A query q and a ranked list (π_q) of documents d for q .
f, θ, ϕ	A ranking function f parameterized by θ and an examination propensity model ϕ .
\mathcal{L}, l, Δ	The global loss function (\mathcal{L}) of a ranking model, its local loss (l) on a query, and the loss (Δ) on a specific document in the query.
$\mathbf{o}, \mathbf{r}, \mathbf{c}$	Bernoulli variables that represent whether a document is observed (\mathbf{o}), perceived as relevant (\mathbf{r}) and clicked (\mathbf{c}).

insights in theory. Our study in this paper is timely and important for the understanding and applications of unbiased learning to rank in practice.

3 PROBLEM DEFINITIONS

In this section, we mathematically formalize the problem of unbiased learning to rank. A summary of the notations used in this paper is shown in Table 1.

As discussed in previous studies [37], the goal of learning to rank is to learn a ranking function f_θ which takes the feature vector of document d as input and produces a ranking score $f_\theta(d)$ so that ranking documents by $f_\theta(d)$ would result in the same ranked list as ranking documents by their intrinsic relevance, which we refer to as \mathbf{r} , to the query. Formally, let \mathcal{L} be a loss function of f_θ , then learning to rank is to find the best θ (i.e., θ^*) that

$$\theta^* = \arg \min_{\theta} \mathcal{L}(\theta) = \arg \min_{\theta} \int_q l(f_\theta, \mathbf{r}_q) dP(q) \quad (1)$$

where $l(f_\theta, \mathbf{r}_q)$ is the local ranking loss computed based on the ranked list of documents and their relevance in each query session. The design of $l(f_\theta, \mathbf{r}_q)$ could vary according to the diverse needs of ranking tasks. In general, most learning-to-rank algorithms would define $l(f_\theta, \mathbf{r}_q)$ according to positions of relevant and irrelevant documents based on similar design rationales used by ranking metrics such as MAP and NDCG [23].

In noisy feedback environments such as Web search [26] and e-commerce search [42], relevance labels \mathbf{r} are often inaccessible or unavailable. Instead, noisy user feedback that correlates to result relevance, e.g. user clicks, can be easily collected in large scale. Similarly, we could conduct learning to rank with noisy user feedback and get the optimal ranking model with parameter θ^\dagger as

$$\theta^\dagger = \arg \min_{\theta} \mathcal{L}'(\theta) = \arg \min_{\theta} \int_q \int_{\pi_q} \mathbb{E}_{\mathbf{c}_{\pi_q}} [l'(f_\theta, \mathbf{c}_{\pi_q})] dP(q, \pi_q) \quad (2)$$

where π_q is the ranked list displayed in the session of q , \mathbf{c} is the noisy feedback signals collected from users (e.g., clicks), and $P(q, \pi_q)$ is the probability of showing π_q when a user submits a query q . We then can define the task of unbiased learning to rank as

DEFINITION 3.1. *Given a loss function \mathcal{L} computed based on the true relevance information \mathbf{r} , unbiased learning to rank is to find a function \mathcal{L}' computed based on noisy labels \mathbf{c} so that, for the optimal model parameters learned by \mathcal{L} and \mathcal{L}' (i.e., θ^* and θ^\dagger , respectively), we have $\mathcal{L}(\theta^\dagger) = \mathcal{L}(\theta^*)$.*

Given this definition, we refer to the *unbiasness* of a learning algorithm as how similar $\mathcal{L}(\theta^\dagger)$ and $\mathcal{L}(\theta^*)$ would be. Mathematically, we can easily derive two theorems for the definition of unbiased loss functions in unbiased learning to rank as:

THEOREM 3.1. *$\mathcal{L}'(\theta)$ is unbiased if, for any θ , $\mathcal{L}'(\theta) = \mathcal{L}(\theta)$.*

and

THEOREM 3.2. $\mathcal{L}'(\theta)$ is unbiased if, for any (θ, θ') , $\mathcal{L}'(\theta) \geq \mathcal{L}'(\theta') \Rightarrow \mathcal{L}(\theta) \geq \mathcal{L}(\theta')$.

The intuitive explanation of these theorems is that a loss function \mathcal{L}' computed with click is unbiased if it is always equal to \mathcal{L} or always has same preferences over model parameters with \mathcal{L} . In this paper, we conduct analysis on eight representative and state-of-the-art unbiased learning to rank algorithms in both offline and online settings from the perspective of theoretical foundations and the perspective of practical deployment.

4 THEORETICAL FOUNDATIONS

In this section, we discuss the theory behind existing unbiased learning to rank algorithms and how they achieve or approximate *unbiasness* as defined in Definition 3.1. For simplicity, we focus on a standard ranking scenario where we retrieve and display documents sequentially in a list according to user's need (e.g., the ten blue links provided by Web search engines). Let \mathbf{r} be the true relevance of each documents, \mathbf{o} be the variable indicating whether the user has examined the documents, and \mathbf{c} be the click behavior of search users. According to well-established user examination hypothesis [46], each document will be click (i.e., $c_d = 1$) if and only if the user has examined the document (i.e., $o_d = 1$) and the document is relevant (i.e., $r_d = 1$) [46]. In other words, we have

$$P(c_d = 1) = P(o_d = 1) \cdot P(r_d = 1) \quad (3)$$

Also, as most ranking metrics (e.g. MAP, NDCG [23], ERR [13]) only concern about the position of relevant documents, we assume that the local loss function in Eq. (1) can be formulated as

$$l(f_\theta, \mathbf{r}) = \sum_{d, r_d=1} \Delta(d, r_d | f_\theta) \quad (4)$$

where $\Delta(d, r_d | f_\theta)$ is a function that computes the individual loss on each relevant document for a ranking model f_θ .

Broadly speaking, existing unbiased learning to rank algorithms can be categorized into two groups. The first group focuses on achieving unbiasedness through Theorem 3.1 by directly removing the inherited bias from user feedback in the computation of ranking loss, while the second group focuses on achieving unbiasedness through Theorem 3.2 by manipulating the process of user feedback collection to estimate unbiased gradients for model optimization. Formally, in Eq. (2), the first group tries to solve unbiased learning to rank by developing new ranking loss function $l'(f_\theta, \mathbf{c}_{\pi_q})$, while the second group aims to tackle the problem by controlling the distribution of $P(q, \pi_q)$. Based on different motivations, we have two families of unbiased learning to rank algorithms designed under those two groups – the counterfactual learning family and the bandit learning family.

4.1 Counterfactual Learning Family

The idea of counterfactual learning is to remove the effect of data bias in the computation of ranking loss $l'(f_\theta, \mathbf{c}_{\pi_q})$ so that the model trained with biased data (i.e., clicks) would converge to the model trained unbiased labels (i.e., the relevance of a document). Specifically, optimization in counterfactual learning can be simplified as

$$\mathcal{L}'(\theta) = \int_q \int_{\pi_q} \mathbb{E}_{\mathbf{c}_{\pi_q}} [l'(f_\theta, \mathbf{c}_{\pi_q})] dP(q, \pi_q) = \int_q \mathbb{E}_{\mathbf{c}} [l'(f_\theta, \mathbf{c})] dP(q) \quad (5)$$

where we use \mathbf{c} to represent the clicks observed in each search session. Because it doesn't concern about the distribution of how results are displayed in each query session (i.e., $P(q, \pi_q)$), counterfactual learning naturally suits the need of learning to rank with historical data where the distribution

of the logging systems may not be available. Indeed, most studies on counterfactual unbiased learning to rank focus on the use of search logs and offline learning [1, 5, 29, 54, 55].

Based on Eq. (5), we introduce four algorithms in the rest of this section, which are the Inverse Propensity Weighting model [29, 54], the Regression-based EM model [55], the Dual Learning Algorithm [5], and the Pairwise Debiasing model [21].

4.1.1 Inverse Propensity Weighting. Inverse Propensity Weighting (IPW) is one of the first ULTR algorithms proposed under the framework of counterfactual learning [29, 54]. The basic idea of IPW is to revise the computation of $l(f_\theta, \mathbf{r})$ with user feedback data \mathbf{c} as

$$l'(f_\theta, \mathbf{c}) = l_{IPW}(f_\theta, \mathbf{c}) = \sum_{d, c_d=1} \frac{\Delta(d, c_d | f_\theta)}{P(o_d = 1)} \quad (6)$$

where $P(o_d = 1)$ is the probability of document d being examined in the search session. Joachims et al. [29] proves that the expectation of the $l_{IPW}(f_\theta, \mathbf{c})$ is equal to $l(f_\theta, \mathbf{r})$ as

$$\begin{aligned} \mathbb{E}_o[l_{IPW}(f_\theta, \mathbf{c})] &= \mathbb{E}_o \left[\sum_{d, c_d=1} \frac{\Delta(d, c_d | f_\theta)}{P(o_d = 1)} \right] \\ &= \mathbb{E}_o \left[\sum_{d, r_d=1} \frac{o_d \cdot \Delta(d, r_d | f_\theta)}{P(o_d = 1)} \right] \\ &= \sum_{d, r_d=1} \mathbb{E}_o[o_d] \cdot \frac{\Delta(d, r_d | f_\theta)}{P(o_d = 1)} \\ &= \sum_{d, r_d=1} P(o_d = 1) \cdot \frac{\Delta(d, r_d | f_\theta)}{P(o_d = 1)} \\ &= \sum_{d, r_d=1} \Delta(d, r_d | f_\theta) \\ &= l(f_\theta, \mathbf{r}) \end{aligned} \quad (7)$$

Thus, according to Theorem 3.1, IPW is theoretically principled for unbiased learning to rank.

The key of IPW is the estimation of examination propensity (i.e., $P(o_d = 1)$). Assuming that the examination of documents only depends on their positions in ranked lists, Wang et al. [54] and Joachims et al. [29] conducted online result randomization to estimate $P(o_d = 1)$. The idea of result randomization is to randomly shuffle the documents in each query so that relevant documents would have equal probabilities to be placed at each position in ranked lists. Let c_k be the clicks on the k th position of a ranked list, then we have $P(r_k = 1)$ equivalent to a constant and

$$\begin{aligned} \mathbb{E}[c_k] &= \int_{(q, \pi_q)} c_k dP(q, \pi_q) \\ &= \int_{(q, \pi_q)} o_k \cdot r_k dP(q, x, \pi_q) \\ &= P(o_k = 1) \cdot P(r_k = 1) \\ &\propto P(o_k = 1) \end{aligned} \quad (8)$$

where o_k is whether the user has examined the document on the k th position, and we use the fact that o_k and r_k are independent in the third step of Eq. (8). Therefore, we could directly estimate $P(o_k = 1)$ using user clicks (i.e., $\mathbb{E}[c_k]$) with online result randomization. Though harmful to user experience, this method creates an unbiased estimation of $P(o_d = 1)$ in theory [5, 55], which consequentially guarantees the unbiasedness of IPW.

4.1.2 Regression EM. To avoid hurting user experience with online result randomization, Wang et al. [55] propose to unify the training of ranking models and the estimation of examination propensity with a graphic model and an EM algorithm, which we refer to as the Regression EM Model (REM). Based on the user examination hypothesis described in Eq. (3), REM computes the likelihood of observed clicks for each query q as

$$\log P(\mathbf{c}) = \sum_d c_d \log(P(o_d = 1) \cdot P(r_d = 1)) + (1 - c_d) \log(1 - P(o_d = 1) \cdot P(r_d = 1)) \quad (9)$$

where c_d can be observed from search logs or online user interactions, and o_d and r_d are latent variables. Specifically, $P(r_d = 1)$ is computed based on the ranking function f_θ as

$$P(r_d = 1) = \frac{1}{1 + \exp(-f_\theta(d))}$$

Using standard EM algorithms, we can estimate o_d and $f_\theta(d)$ based on observed click logs and Eq. (9). The estimation is guaranteed by EM algorithms [11] to be unbiased for the pointwise loss function l like

$$l(f_\theta, \mathbf{r}) = - \sum_d r_d \log(P(r_d = 1)) + (1 - r_d) \log(P(r_d = 1))$$

Therefore, REM is an theoretically principled ULTR algorithm under Theorem 3.1.

4.1.3 Dual Learning Algorithm. Proposed with REM in parallel, Dual Learning Algorithm (DLA) [5] also tries to conduct unbiased learning to rank without result randomization. The key observation in DLA is that the positions of o_d and r_d are interchangeable in Eq. (3), which means that, in theory, the counterfactual learning of inverse propensity weighting can be applied on both directions simultaneously. Specifically, Ai et al. [5] propose to treat the estimation of examination propensity as a dual problem of learning to rank and learn a propensity model ϕ by optimizing an inversed relevance weighted loss function (IRW) as

$$l_{IRW}(\phi, \mathbf{c}) = \sum_{d, c_d=1} \frac{\Delta(d, c_d | \phi)}{P(r_d = 1)} \quad (10)$$

Suppose that the expectation of $P(\mathbf{r})$ on each position (over all sessions) is stable, then we have similar induction to Eq. (7) as

$$\begin{aligned} \mathbb{E}_{\mathbf{r}}[l_{IRW}(\phi, \mathbf{c})] &= \mathbb{E}_{\mathbf{r}} \left[\sum_{d, c_d=1} \frac{\Delta(d, c_d | \phi)}{P(r_d = 1)} \right] \\ &= \mathbb{E}_{\mathbf{r}} \left[\sum_{d, o_d=1} \frac{r_d \cdot \Delta(d, o_d | \phi)}{P(r_d = 1)} \right] \\ &= \sum_{d, o_d=1} \mathbb{E}_{\mathbf{r}}[r_d] \cdot \frac{\Delta(d, o_d | \phi)}{P(r_d = 1)} \\ &= \sum_{d, o_d=1} P(r_d = 1) \cdot \frac{\Delta(d, o_d | \phi)}{P(r_d = 1)} \\ &= \sum_{d, o_d=1} \Delta(d, o_d | \phi) \\ &= l(\phi, \mathbf{o}) \end{aligned} \quad (11)$$

which means that IRW is an unbiased estimation of examination propensity model ϕ . Thus, if we model $P(r_d = 1)$ and $P(o_d = 1)$ with $f_\theta(d)$ and ϕ_d , DLA can iteratively conduct unbiased learning for

both $P(r_d = 1)$ and $P(o_d = 1)$ with inverse propensity weighting and inverse relevance weighting. As a better ranking model $f_\theta(d)$ will lead to a better estimation of the propensity model ϕ_d and a better ϕ_d will also lead to a better estimation of $f_\theta(d)$, DLA is guaranteed to converge to the unbiased ranking model and unbiased propensity model simultaneously in theory [5]

4.1.4 Pairwise Debiasing. The Pairwise Debiasing (PairD) model is a variation of DLA with pairwise ranking losses proposed by Hu et al. [21]. Specifically, it conducts learning to rank with inverse propensity weighting and estimates examination propensity models together with the ranking models. The differences between DLA and PairD are two-fold. First, PairD is specifically designed for pairwise learning to rank where $l(f_\theta, \mathbf{r})$ can be formulated as a sum of pairwise loss $\Delta(f_\theta, d^+, d^-)$ where $r_{d^+} > r_{d^-}$. Second, PairD tries to consider unclicked documents in its learning process by assuming that

$$P(c_d = 0) = t \cdot P(r_d = 0) \quad (12)$$

and computes the inverse propensity weighted version of $l'(f_\theta, \mathbf{c})$ as

$$l'(f_\theta, \mathbf{c}) = l_{\text{PairD}}(f_\theta, \mathbf{c}) = \sum_{d^+, d^-, c_{d^+}=1, c_{d^-}=0} \frac{\Delta(f_\theta, d^+, d^-)}{P(o_d = 1) \cdot t} \quad (13)$$

Similar to REM, PairD adopts a EM-style greedy algorithm to estimate $P(o_d = 1)$ and t according to the observed clicks and current ranking model f_θ . For simplicity, we ignore the derivations of optimization loss for $P(o_d = 1)$ and t in this paper.

Unfortunately, PairD is not theoretically unbiased because its assumption in Eq. (12) contradicts to the basic examination hypothesis that a document can only be clicked when it is examined and considered relevant by the user. According to Eq. (3), we have the probability of a document being not clicked as

$$P(c_d = 0) = 1 - P(r_d = 1) \cdot P(o_d = 1) = (1 - P(o_d = 1)) \cdot P(r_d = 1) + P(r_d = 0) \quad (14)$$

Obviously, the click assumption of PairD in Eq. (12) is different from the standard examination hypothesis depicted in Eq. (14) and the estimation of ranking models in PairD is consequentially not unbiased under any analysis based on the user examination hypothesis [46]. While its theoretical foundation is controversial, PairD's empirical performance is not bad as it can alleviate click bias in some degrees in its pairwise loss and counterfactual process.

4.2 Bandit Learning Family

Bandit learning aims to collect real-time user feedback in controlled environments so that we can explain and analyze the observed data and update models accordingly. In unbiased learning to rank, this means estimating unbiased parameter gradients from click data by controlling the displayed ranked lists for each query in each session. Mathematically, ranking optimization in bandit learning can be reformulated as

$$\mathcal{L}'(\theta) = \int_q \int_{\pi_q} \mathbb{E}_{\mathbf{c}_{\pi_q}} [l(f_\theta, \mathbf{c}_{\pi_q})] dP(\pi_q|q) dP(q) \quad (15)$$

where we simply replace \mathbf{r} with \mathbf{c}_{π_q} in Eq. (1) and manipulate $P(\pi_q|q)$ to achieve unbiasedness. In other words, the goal of unbiased bandit learning to rank is to find $P(\pi_q|q)$ so that for any (θ, θ') :

$$\begin{aligned} \int_{\pi_q} \mathbb{E}_{\mathbf{c}_{\pi_q}} [l(f_\theta, \mathbf{c}_{\pi_q})] dP(\pi_q|q) &\geq \int_{\pi_q} \mathbb{E}_{\mathbf{c}_{\pi_q}} [l(f_{\theta'}, \mathbf{c}_{\pi_q})] dP(\pi_q|q) \\ &\Rightarrow l(f_\theta, \mathbf{r}) \geq l(f_{\theta'}, \mathbf{r}) \end{aligned} \quad (16)$$

As bandit learning can reuse $l(f_\theta, \mathbf{r})$ on click data, algorithms under this family are easier to design and analyze [28]. However, because they require the control of $P(\pi_q|q)$, bandit learning algorithms are often used in online environments, which is exactly the reason of why they are commonly referred to as the *online learning to rank* algorithms. Next, we briefly discuss a couple of classical and state-of-the-art algorithms in the bandit learning family, which are the Dueling Bandit Gradient Descent, Multileave Gradient Descent, Null Space Gradient Descent, and the Pairwise Differentiable Gradient Descent algorithm.

4.2.1 Dueling Bandit Gradient Descent. Proposed by Yue and Joachims [57], the Dueling Bandit Gradient Descent (DBGD) algorithm optimizes f_θ with three steps:

- *Step 1:* Sample (usually uniformly) a parameter perturbation and add it to the original parameter θ to form a perturbed parameter θ' so that f_θ and $f_{\theta'}$ produce different ranked lists π_θ and $\pi_{\theta'}$, respectively.
- *Step 2:* Show π_θ and $\pi_{\theta'}$ (directly or interleavedly) to real users to collect clicks and compute $l(f_\theta, \mathbf{c}_{\pi_\theta})$ and $l(f_{\theta'}, \mathbf{c}_{\pi_{\theta'}})$.
- *Step 3:* Upadte θ with θ' if we observe $\mathbb{E}_{\mathbf{c}_{\pi_{\theta'}}}[l(f_{\theta'}, \mathbf{c}_{\pi_{\theta'}})] < \mathbb{E}_{\mathbf{c}_{\pi_\theta}}[l(f_\theta, \mathbf{c}_{\pi_\theta})]$ in online experiments.

By repeating these steps, DBGD can gradually improve f_θ and achieve unbiased learning to rank in online environments.

The theoretical foundation of DBGD is established on the fact that, when both examined by users, relevant documents are more likely to be clicked than irrelevant documements (i.e., Eq. (3)). Assuming that user's behavior models would not change during the time period of online experiments, statistically, a ranking list produced by a better ranking model will receive more clicks. Therefore, the statistical expectation of $l(f_{\theta'}, \mathbf{c}_{\pi_{\theta'}})$ is smaller than $l(f_\theta, \mathbf{c}_{\pi_\theta})$ if and only if $l(f_{\theta'}, \mathbf{r}) < l(f_\theta, \mathbf{r})$, which makes DBGD an unbiased learning algorithm in theory according to Theorem 3.2.

4.2.2 Multileave Gradient Descent and Null Space Gradient Descent. Multileave Gradient Descent (MGD) [48] and Null Space Gradient Descent (NSGD) [53] are well-known extensions to the original DBGD algorithm. Overall, the structures of MGD and NSGD are similar to DBGD – they all share the same three-step optimization process as described in Section 4.2.1. The only differences between MGD, NSGD, and DBGD is how they sample the perturbed parameter θ' in *Step 1*. Instead of sampling θ' once in each iteration, MGD samples multiple θ' every time and combine the ranked lists of all sampled θ' to collect clicks and update models. It essentially explores more possible parameter settings than DBGD in each iteration. NSGD follows a similar methodology with MGD but use a different sample strategy. It stores the explored perturbed parameters in previous iterations and sample new parameters from the null space (i.e., the space of vectors that are orthogonal to the target vectors) of previous noisy parameters to avoid exploring directions that have been proven ineffective in previous training iteration.

Theoretically, there is no difference between DBGD, MGD, and NSGD in terms of unbiasedness. As they always choose parameters that produce ranking lists with more user clicks, they are guaranteed to be unbiased based on Theorem 3.2. In practice, however, whether each of them could produce effective learning-to-rank models highly depends on data characteristics, model structures, parameter initialization, and many other factors other than the learning algorithms themselves. In general, we observe great variance in the training of DBGD, MGD, and NSGD with complicated ranking models such as deep neural networks. We will discuss more of their empirical performance in Section 6.

4.2.3 Pairwise Differentiable Gradient Descent. The motivation of Pairwise Differentiable Gradient Descent (PDGD) [41] is the observation that we can infer unbiased gradients from clicks on a single

π_q by controlling the prior distribution of $P(\pi_q|q)$. Let π_q be stochastically sampled according to f_θ and the Plackett-Luce model as

$$P(\pi_q|q) = \prod_{i=1}^{|\pi_q|} \frac{\exp(f_\theta(d_i))}{\sum_{j=i}^{|\pi_q|} \exp(f_\theta(d_j))} \quad (17)$$

where d_i is the i th document in π_q . Assuming that users always read π_q sequentially [16], PDGD treats $l(f_\theta, \mathbf{c})$ as the sum of pairwise loss $\Delta(f_\theta, d_i, d_j)$ over document pair as

$$\Delta'(f_\theta, \mathbf{c}_{\pi_q}) = \sum_{d_i, d_j, j < i+2, c_{d_i}=1, c_{d_j}=0} \rho(d_i, d_j, \pi_q) \cdot \Delta(f_\theta, d_i, d_j) \quad (18)$$

where d_i is a clicked document behind d_j in π_q , and $\rho(d_i, d_j, \pi_q)$ is

$$\rho(d_i, d_j, \pi_q) = \frac{P(\pi_q(d_i, d_j)|q)}{P(\pi_q|q) + P(\pi_q(d_j, d_i)|q)} \quad (19)$$

where $\pi_q(d_j, d_i)$ is the ranking of documents after reversing the position of d_i and d_j in π_q .

While the mathematical proof is verbose [41], it is easy to give an intuitive example showing the unbiasedness of PDGD. For example, suppose that there is a query with only 2 candidate documents, i.e. d_a and d_b , which means that there are only two possible ranked lists, i.e. $\pi_{ab} = [d_a, d_b]$ and $\pi_{ba} = [d_b, d_a]$. Let $P(c_{ab}^{2nd})$ be the probability of observing a click on the 2nd position in all sessions that show π_{ab} to the user. Because of the stochastic sampling process in Eq. (17), the probability of d_a and d_b being the 2nd document in π_q and receiving clicks would be $P(c_{ab}^{2nd})P(\pi_{ab}|q)$ and $P(c_{ba}^{2nd})P(\pi_{ba}|q)$, respectively. Let ρ_{ab} and Δ_{ab} be the short forms of $\rho(d_a, d_b, \pi(a, b))$ and $\Delta(f_\theta, d_a, d_b)$, then we have

$$\begin{aligned} l(f_\theta, \mathbf{c}^{2nd}) &= \int_{\pi_q} \Delta'(f_\theta, \mathbf{c}_{\pi_q}^{2nd}) dP(\pi_q|q) \\ &= P(c_{ab}^{2nd})P(\pi_{ab}|q)\rho_{ba}\Delta_{ba} + P(c_{ba}^{2nd})P(\pi_{ba}|q)\rho_{ab}\Delta_{ab} \\ &= \frac{P(\pi_{ba}|q)P(\pi_{ab}|q)}{P(\pi_{ba}|q) + P(\pi_{ab}|q)} (P(c_{ab}^{2nd})\Delta_{ba} + P(c_{ba}^{2nd})\Delta_{ab}) \\ &= \frac{P(\pi_{ba}|q)P(\pi_{ab}|q)}{P(\pi_{ba}|q) + P(\pi_{ab}|q)} (P(c_{ab}^{2nd}) - P(c_{ba}^{2nd}))\Delta_{ba} \\ &\propto (P(r_b = 1) - P(r_a = 1))\Delta_{ba} \end{aligned} \quad (20)$$

where we use $\Delta_{ab} = -\Delta_{ba}$ (which holds for most pairwise loss) in the third step, and use $P(c_{ab}^{2nd}) = P(o^{2nd} = 1)P(r_b = 1)$ in the fourth step. Therefore, $l'(f_\theta, \mathbf{c}^{2nd})$ is proportional to the pairwise preferences of d_a and d_b based on their true relevance r_a and r_b , which, according to Theorem 3.2, means that PDGD provides unbiased loss estimation for clicks on the 2nd position. Similarly, this proof can be generalized to arbitrary positions in ranked lists with arbitrary number of documents, which demonstrates the unbiasedness of PDGD.

4.3 Discussion

As discussed previously, existing algorithms in the counterfactual learning family and the bandit learning family tries to tackle the same problem from two different perspectives. The former focuses on the design of $l'(f_\theta, \mathbf{c})$ to achieve Theorem 3.1, while the latter tries to manipulate $P(q, \pi_q)$ to achieve Theorem 3.2. From this perspective, the theories behind counterfactual learning and bandit learning are essentially the two sides of the same coin. The main reason why the studies of unbiased learning to rank with counterfactual learning are often conducted separately from those with bandit

learning (which are more often referred to as *online learning to rank*) is that counterfactual learning can be applied on offline data while bandit learning can only be used in online environments.

In fact, the connection between counterfactual learning and bandit learning is stronger than it is appeared to be. For example, to estimate examination propensity for IPW, Wang et al. [54] and Joachims et al. [29] propose to conduct online result randomization, which randomly shuffle the positions of all documents before showing them to the users. In this case, $P(\pi_q|q)$ is a uniform distribution over the universal set of possible ranked lists Ω_q (i.e., $P(\pi_q|q) = 1/|\Omega_q|$). If we use the clicks on the i th position from online result randomization to compute pairwise loss on documents d_a and d_b , then we have

$$\begin{aligned}
 l'(f_\theta, \mathbf{c}^i) &= \int_{\pi_a^i} P(c_a^i = 1) \Delta_{ba} dP(\pi_a^i|q) + \int_{\pi_b^i} P(c_b^i = 1) \Delta_{ab} dP(\pi_b^i|q) \\
 &= P(c_a^i = 1) P(\pi_a^i|q) \Delta_{ba} + P(c_b^i = 1) P(\pi_b^i|q) \Delta_{ab} \\
 &= \frac{1}{|\Omega_q|} (P(c_a^i = 1) - P(c_b^i = 1)) \Delta_{ba} \\
 &= \frac{P(o_i = 1)}{|\Omega_q|} (P(r_b = 1) - P(r_a = 1)) \Delta_{ba} \\
 &\propto (P(r_b = 1) - P(r_a = 1)) \Delta_{ba}
 \end{aligned} \tag{21}$$

where π_a^i is the ranked list where d_a is at the i th position, and $P(c_a^i = 1)$ is the probability of d_a being clicked when it is at the i th position. Comparing Eq (20) and (21), we can see that *bandit learning is essentially an online result randomization with controlled prior distributions of document ranking*. In other words, if we use online randomization to estimate examination propensity for unbiased learning to rank, we could have the counterfactual learning algorithms; if we use online randomization to estimate relative document relevance directly, we could have bandit learning algorithms.

5 PRACTICAL DEPLOYMENTS

In this section, we discuss the deployments of existing unbiased learning to rank algorithms in practice. Specifically, we analyze how and why different offline and online learning paradigms would affect the effectiveness of algorithms in the counterfactual learning family and the bandit learning family.

5.1 Offline or Online

Although the research on unbiased learning to rank in offline settings and online settings has mostly been carried out in parallel, there is, to the best of our knowledge, no study that illustrates why offline ULTR methods cannot be used in online learning and why online ULTR algorithms are not applicable on offline data. In fact, we observe that almost all algorithms in the counterfactual learning family can be applied in online learning environments, and some methods in the bandit learning family are applicable to offline data.

In this paper, we focus our analysis on three types of learning paradigms. The first one, which we refer to as the **offline paradigm** (*Off*), is a classic setting where we train a ranking function f_θ based on the click logs collected from an existing system. In this paradigm, both the displayed ranked list (π_q) and the clicks on it (\mathbf{c}_{π_q}) are fixed and observed in advance. The second one, which we refer to as the **stochastic online paradigm** (*OnS*), is an online setting where π_q is dynamically sampled with the Plackett-Luce model in Eq. (17) according to the current state of f_θ , and f_θ is updated based on \mathbf{c}_{π_q} collected online. The third setting, which we refer to as the **deterministic**

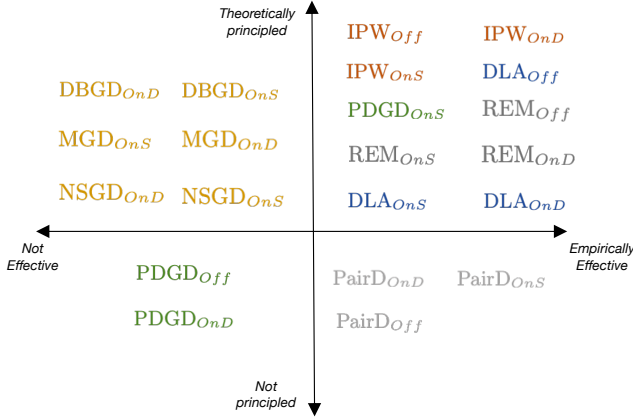


Fig. 1. Unbiased learning-to-rank algorithms and learning paradigms.

online paradigm (*OnD*), is same to the stochastic online paradigm except that π_q is created by ranking documents with f_θ directly.

Theoretically, algorithms in the counterfactual learning family can be applied in both offline and online settings because they have no requirement on π_q . We could easily create three variations for each counterfactual learning to rank algorithm. For example, we have IPW_{Off} , IPW_{OnS} , and IPW_{OnD} for inverse propensity weighting algorithms with the offline learning, the stochastic online learning, and the deterministic online learning. Similarly, we also have three variations for REM, DLA, and PairD.

Most algorithms in the bandit learning family, however, are not as flexible as counterfactual learning algorithms. Due to their needs to control and collect user clicks on multiple ranked lists for each query, algorithms like DBGD, MGD, and NSGD can only be used in online learning paradigms. PDGD is an exception. As described by Oosterhuis and De Rijke [41], PDGD requires no online result interleaving, which means that it is possible to adapt PDGD to offline learning by simply using π_q from the offline data as the ranked lists. Consequentially, we have two variations of DBGD, MGD, and NSGD as $DBGD_{OnD}$, $DBGD_{OnS}$, MGD_{OnD} , MGD_{OnS} , $NSGD_{OnD}$, and $NSGD_{OnS}$, and three variations of PDGD as $PDGD_{Off}$, $PDGD_{OnD}$, and $PDGD_{OnS}$.

5.2 Effect of Learning Paradigms

The comparison of offline learning paradigms and online learning paradigms has received considerable attention in the studies of learning to rank [37]. Empirically, it is widely believed that, given same types of ranking functions, online learning paradigms are likely to produce more effective ranking models than offline learning as the former can alleviate the problem of selection bias [54] and collect direct feedback on the current state of the ranking function [41]. In contrast, offline learning often has less parameter variance than online learning [52] and much less cost on user experience and system development in practice. In unbiased learning to rank, however, the effect of learning paradigms varies from algorithms to algorithms. A illustration of how different learning paradigms (i.e., *Off*, *OnS*, and *OnD*) affect the theoretical foundations and empirical effectiveness of each unbiased learning to rank algorithms is shown in Figure 1.

In counterfactual learning, algorithms like IPW and REM have no assumption on the distribution of π_q , so the change of learning paradigms will have no effect on their effectiveness in theory. For DLA, however, things are more complicated. Because the proof in Eq. (11) relies on the assumption

that $\mathbb{E}_r[r_d]$ is equal to $P(r_d = 1)$ for each result position, the unbiasedness of DLA is not guaranteed when the backend model of π_q keeps changing. However, when training of f_θ is close to convergence or the learning rate is small enough, $\mathbb{E}_r[r_d]$ would be stable and thus equal or similar to $P(r_d = 1)$ in stochastic or deterministic online learning. Thus, applying online learning to DLA may hurt its robustness in training but still achieve good results in the end. We ignore the discussion of PairD here because it is not theoretically principled.

In bandit learning, most algorithms are not applicable to or not theoretically principled in offline learning paradigms because π_q is fixed in offline data and most bandit learning algorithms require the control of π_q in order to achieve unbiasedness. Also, even in online settings, the effectiveness of bandit learning algorithms could be significantly affected by the sampling strategies of π_q . For instance, while DBGD-based methods are theoretically principled in both stochastic online learning and deterministic online learning environments, they generally explore less rankings in deterministic online learning and have larger variance in stochastic online learning. How these affect the final performance of the algorithms significantly depend on parameter initialization, hyper-parameter settings, etc. While PDGD doesn't involve any result interleaving in the training process, it is theoretically guaranteed to find the unbiased ranking model only when π_q is strictly sampled based on f_θ in stochastic manners. Any disturbance on the distribution of π_q (e.g., change from *OnS* to *OnD*) would hurt the theoretical foundation as well as the performance of PDGD.

6 EMPIRICAL EXPERIMENTS

In this section, we present our empirical analysis on unbiased learning-to-rank algorithms. Specifically, we conduct experiments with both synthetic and real click data on public available learning-to-rank benchmarks to evaluate the effect of learning paradigms and the performance of existing unbiased learning-to-rank algorithms.

6.1 Experiments with Synthetic Data

6.1.1 Datasets and Simulation Setup. To fully test unbiased learning-to-rank algorithms with different learning paradigms, we conducted experiments using synthetic click data derived from Yahoo! Learning to Rank Collection (set 1)¹ and Istella-S² [38]. Yahoo! LETOR dataset contains 29,921 queries and 701k documents (approximately 23 documents per query) sampled from a commercial English search engine. Each query-document pair is represented with 700 features and annotated with 5-level relevance judgments from 0 (i.e. *irrelevant*) to 4 (i.e. *perfectly relevant*). Istella-S dataset is composed of 33,018 queries and 3,408k documents (approximately 100 documents per query) sampled from a commercial Italian search engine. Each query-document pair in Istella-S is represented with 220 features and annotated with 5-level relevance judgments. Due to privacy concerns, no click data is released on these dataset. Therefore, we simulate click data following the methodology used by previous studies [5, 21, 29]. Specifically, we sampled the probability of examination on a document d as

$$P(o_d = 1) = P(o_i = 1) = v_i^\eta$$

where i is the position of d in the displayed ranked list π_q , v_i is the examination probability on i estimated by eye-tracking studies [29], and η is a hyper-parameter that controls the severity of position bias. We sampled the probability of d being perceived as relevant as

$$P(r_d = 1) = \epsilon + (1 - \epsilon) \frac{2^y - 1}{2^4 - 1}$$

¹<http://webscope.sandbox.yahoo.com>

²<http://quickrank.isti.cnr.it/istella-dataset/>

where y is the annotated relevance label of d and ϵ is a hyper-parameter controlling the probability of noisy clicks. Then, we simulated user behavior by generating synthetic clicks according to Eq. (3). For simplicity, we fixed $\eta = 1.0$ and $\epsilon = 0.1$ unless stated otherwise. It is worth noting that all experiments in this paper are conducted in environments with selection bias [54], which means that users can only see and click on the top 10 retrieved results for each query. Depending on the number of candidate documents for each query, the effect of selection bias could vary on different queries and different datasets. We briefly discuss it in Section 6.1. We ignore the analysis of unbiased learning to rank without selection bias [22] as it is unrealistic in practice.

6.1.2 Model setup and evaluation. Our goal is to conduct a fair comparison of the unbiasedness of different unbiased learning-to-rank algorithms with different learning paradigms. Therefore, in each experiment, we use a single type of ranking models for all unbiased learning-to-rank algorithms. Specifically, we tested two types of ranking models separately, which are the multiple-layer perceptron network (MLP) with non-linear ELU activation functions and the linear regression model. The MLP we used has three hidden layers (with 512, 256, and 128 neurons) and batch normalization on each layer before activation. The ELU activation function is defined as

$$ELU(x) = \begin{cases} x, & \text{if } x \geq 0 \\ e^x - 1, & \text{if } x < 0 \end{cases}$$

The linear regression model we used could be treated as a MLP model with no hidden layer and no activation function. We implement the local loss function l as pairwise cross entropy loss [8] except for REM (which uses a sigmoid loss in the EM algorithm) [55] and DLA (which uses a softmax loss for dual learning) [5]. We used online EM [11] for EM algorithms and tuned learning rates from 0.01 to 0.05 for each unbiased learning-to-rank algorithm. We set batch size as 256 and trained each algorithm for 10k steps. For offline learning, we created a synthetic production model by training a Ranking SVM model [25] with 1% data randomly sampled from the original training set. The production model is used to generate the ranked lists in offline click logs. For IPW, we conducted a separate online result randomization experiments with click simulation ($\eta = 1.0$ and $\epsilon = 0.1$) to estimate the inverse propensity weights. For the reproducibility of our experiments and the future studies on related topics, we created an Unbiased Learning To Rank Algorithm (ULTRA) toolbox that includes all the algorithms and experiment settings reported in this paper. We will release the link to ULTRA after the publishment of this paper.

For evaluation, we trained and tested all models with the predefined training, validation, and test data in Yahoo! and Istella-S. We used two standard ranking metrics – the normalized Discounted Cumulative Gain (nDCG) [23] and the Expected Reciprocal Rank (ERR) [13] to evaluate the performance of each algorithm. NDCG is constructed based on the theory of information gain while ERR is built based on the model of user satisfaction in Web search. Ranking models are selected according to their nDCG@10 on the validation data in training. Each experiment are repeated for 5 times, and we compute the average metric value on top 1, 3, 5 and 10 results. Significant test is conducted based on the Fisher randomization test [50] with $p \leq 0.05$. The experiment results on Yahoo! and Istella-S with MLP and linear regression models are shown in Table 2, 3, 4, and 5.

Table 2. Comparison of unbiased learning-to-rank (ULTR) algorithms with different learning paradigms on **Yahoo!** LETOR data using **multiple-layer perceptron networks** (MLP) as ranking models. Significant improvements or degradations with respect to NA are indicated with +/– in the Fisher randomization test [50] with $p \leq 0.05$. The best performance is highlighted in boldface.

(a) Performance of unbiased learning-to-rank algorithms with offline learning (Off) on Yahoo! LETOR data.

Offline Learning (Off)									
		nDCG@1	ERR@1	nDCG@3	ERR@3	nDCG@5	ERR@5	nDCG@10	ERR@10
Counterfactual Learning Family	IPW	0.682 ⁺	0.347 ⁺	0.685 ⁺	0.425 ⁺	0.708⁺	0.447 ⁺	0.755⁺	0.462 ⁺
	REM	0.673 ⁺	0.347 ⁺	0.677 ⁺	0.424 ⁺	0.698 ⁺	0.445 ⁺	0.745 ⁺	0.460 ⁺
	DLA	0.684⁺	0.350⁺	0.686⁺	0.427⁺	0.707 ⁺	0.449⁺	0.754 ⁺	0.464⁺
	PairD	0.658 [–]	0.335	0.662 [–]	0.413	0.686	0.436	0.737	0.451
Bandit Learning Family	DBGD	–	–	–	–	–	–	–	–
	MGD	–	–	–	–	–	–	–	–
	NSGD	–	–	–	–	–	–	–	–
	PDGD	0.334 [–]	0.127 [–]	0.392 [–]	0.206 [–]	0.443 [–]	0.238 [–]	0.533 [–]	0.263 [–]
Others	NA	0.661	0.335	0.664	0.414	0.687	0.436	0.738	0.452
	Prod.	0.593 [–]	0.291 [–]	0.616 [–]	0.377 [–]	0.645 [–]	0.401 [–]	0.705 [–]	0.418 [–]

(b) Performance of unbiased learning-to-rank algorithms with stochastic online learning (OnS) on Yahoo! LETOR data.

Stochastic Online Learning (OnS)									
		nDCG@1	ERR@1	nDCG@3	ERR@3	nDCG@5	ERR@5	nDCG@10	ERR@10
Counterfactual Learning Family	IPW	0.685 ⁺	0.347 ⁺	0.686 ⁺	0.426 ⁺	0.706 ⁺	0.447 ⁺	0.753 ⁺	0.463 ⁺
	REM	0.671	0.347 ⁺	0.675 ⁺	0.423 ⁺	0.696 ⁺	0.445 ⁺	0.744 ⁺	0.460 ⁺
	DLA	0.676 ⁺	0.346 ⁺	0.680 ⁺	0.423 ⁺	0.702 ⁺	0.445 ⁺	0.750 ⁺	0.461 ⁺
	PairD	0.678 ⁺	0.346 ⁺	0.679 ⁺	0.423 ⁺	0.701 ⁺	0.445 ⁺	0.749 ⁺	0.460 ⁺
Bandit Learning Family	DBGD	0.411 [–]	0.163 [–]	0.471 [–]	0.257 [–]	0.520 [–]	0.289 [–]	0.604 [–]	0.313 [–]
	MGD	0.426 [–]	0.178 [–]	0.482 [–]	0.272 [–]	0.530 [–]	0.302 [–]	0.611 [–]	0.324 [–]
	NSGD	0.433 [–]	0.179 [–]	0.495 [–]	0.277 [–]	0.544 [–]	0.308 [–]	0.623 [–]	0.329 [–]
	PDGD	0.687⁺	0.350⁺	0.689⁺	0.428⁺	0.709⁺	0.449⁺	0.756⁺	0.464⁺
Others	NA	0.670	0.345	0.670	0.421	0.690	0.443	0.740	0.458

(c) Performance of unbiased learning-to-rank algorithms with deterministic online learning (OnD) on Yahoo! LETOR data.

Deterministic Online Learning (OnD)									
		nDCG@1	ERR@1	nDCG@3	ERR@3	nDCG@5	ERR@5	nDCG@10	ERR@10
Counterfactual Learning Family	IPW	0.681⁺	0.347 ⁺	0.681⁺	0.425⁺	0.701⁺	0.446 ⁺	0.749⁺	0.462⁺
	REM	0.680 ⁺	0.350⁺	0.680 ⁺	0.425⁺	0.700 ⁺	0.447⁺	0.748 ⁺	0.462⁺
	DLA	0.675 ⁺	0.347 ⁺	0.679 ⁺	0.424 ⁺	0.701⁺	0.445 ⁺	0.749⁺	0.461 ⁺
	PairD	0.656 [–]	0.340	0.653 [–]	0.415 [–]	0.674 [–]	0.437 [–]	0.725 [–]	0.453 [–]
Bandit Learning Family	DBGD	0.406 [–]	0.165 [–]	0.469 [–]	0.260 [–]	0.519 [–]	0.292 [–]	0.602 [–]	0.314 [–]
	MGD	0.406 [–]	0.167 [–]	0.467 [–]	0.260 [–]	0.516 [–]	0.291 [–]	0.599 [–]	0.314 [–]
	NSGD	0.409 [–]	0.167 [–]	0.472 [–]	0.262 [–]	0.522 [–]	0.293 [–]	0.605 [–]	0.316 [–]
	PDGD	0.645 [–]	0.330 [–]	0.648 [–]	0.408 [–]	0.673 [–]	0.431 [–]	0.726 [–]	0.447 [–]
Others	NA	0.665	0.341	0.662	0.417	0.684	0.439	0.734	0.455

Table 3. Comparison of unbiased learning-to-rank (ULTR) algorithms with different learning paradigms on **Yahoo!** LETOR data using **linear regression** functions as ranking models. Significant improvements or degradations with respect to NA are indicated with $+/-$ in the Fisher randomization test [50] with $p \leq 0.05$. The best performance is highlighted in boldface.

(a) Performance of unbiased learning-to-rank algorithms with offline learning (Off) on Yahoo! LETOR data.

Offline Learning (Off)									
		nDCG@1	ERR@1	nDCG@3	ERR@3	nDCG@5	ERR@5	nDCG@10	ERR@10
Counterfactual Learning Family	IPW	0.675⁺	0.345 ⁺	0.679⁺	0.423⁺	0.701⁺	0.445⁺	0.749⁺	0.460⁺
	REM	0.652	0.337 ⁺	0.654 ⁻	0.413 ⁺	0.676 ⁻	0.435	0.728 ⁻	0.451 ⁺
	DLA	0.672 ⁺	0.346⁺	0.676 ⁺	0.423⁺	0.697 ⁺	0.444 ⁺	0.746 ⁺	0.460⁺
	PairD	0.653	0.332	0.659	0.412	0.683	0.434	0.735	0.450
Bandit Learning Family	DBGD	-	-	-	-	-	-	-	-
	MGD	-	-	-	-	-	-	-	-
	NSGD	-	-	-	-	-	-	-	-
	PDGD	0.320 ⁻	0.117 ⁻	0.376 ⁻	0.195 ⁻	0.424 ⁻	0.226 ⁻	0.516 ⁻	0.252 ⁻
Others	NA	0.653	0.331	0.659	0.411	0.683	0.434	0.735	0.449
	Prod.	0.593 ⁻	0.291 ⁻	0.616 ⁻	0.377 ⁻	0.645 ⁻	0.401 ⁻	0.705 ⁻	0.418 ⁻

(b) Performance of unbiased learning-to-rank algorithms with stochastic online learning (OnS) on Yahoo! LETOR data.

Stochastic Online Learning (OnS)									
		nDCG@1	ERR@1	nDCG@3	ERR@3	nDCG@5	ERR@5	nDCG@10	ERR@10
Counterfactual Learning Family	IPW	0.683⁺	0.348	0.682 ⁺	0.425	0.703⁺	0.447⁺	0.751⁺	0.462
	REM	0.661 ⁻	0.343 ⁻	0.663 ⁻	0.418 ⁻	0.685 ⁻	0.440 ⁻	0.736 ⁻	0.456 ⁻
	DLA	0.677	0.347	0.679	0.424	0.700	0.446	0.748	0.461
	PairD	0.666 ⁻	0.341 ⁻	0.669 ⁻	0.419 ⁻	0.691 ⁻	0.441 ⁻	0.741 ⁻	0.457 ⁻
Bandit Learning Family	DBGD	0.412 ⁻	0.167 ⁻	0.474 ⁻	0.262 ⁻	0.524 ⁻	0.294 ⁻	0.607 ⁻	0.316 ⁻
	MGD	0.396 ⁻	0.157 ⁻	0.455 ⁻	0.248 ⁻	0.505 ⁻	0.280 ⁻	0.591 ⁻	0.304 ⁻
	NSGD	0.434 ⁻	0.165 ⁻	0.488 ⁻	0.260 ⁻	0.536 ⁻	0.292 ⁻	0.619 ⁻	0.315 ⁻
	PDGD	0.682 ⁺	0.348	0.683⁺	0.425	0.703⁺	0.447⁺	0.750 ⁺	0.462
Others	NA	0.678	0.347	0.679	0.425	0.700	0.446	0.748	0.462

(c) Performance of unbiased learning-to-rank algorithms with deterministic online learning (OnD) on Yahoo! LETOR data.

Deterministic Online Learning (OnD)									
		nDCG@1	ERR@1	nDCG@3	ERR@3	nDCG@5	ERR@5	nDCG@10	ERR@10
Counterfactual Learning Family	IPW	0.677 ⁺	0.347⁺	0.680 ⁺	0.424⁺	0.700 ⁺	0.446⁺	0.748 ⁺	0.461⁺
	REM	0.668 ⁺	0.345 ⁺	0.668	0.421 ⁺	0.689	0.442 ⁺	0.738	0.458 ⁺
	DLA	0.680⁺	0.347⁺	0.681⁺	0.424⁺	0.702⁺	0.446⁺	0.750⁺	0.461⁺
	PairD	0.657 ⁻	0.340 ⁻	0.656 ⁻	0.416 ⁻	0.680 ⁻	0.438 ⁻	0.731 ⁻	0.454 ⁻
Bandit Learning Family	DBGD	0.364 ⁻	0.138 ⁻	0.425 ⁻	0.225 ⁻	0.476 ⁻	0.257 ⁻	0.566 ⁻	0.283 ⁻
	MGD	0.418 ⁻	0.172 ⁻	0.480 ⁻	0.268 ⁻	0.530 ⁻	0.299 ⁻	0.611 ⁻	0.321 ⁻
	NSGD	0.424 ⁻	0.163 ⁻	0.482 ⁻	0.258 ⁻	0.530 ⁻	0.290 ⁻	0.614 ⁻	0.314 ⁻
	PDGD	0.657 ⁻	0.340 ⁻	0.656 ⁻	0.416 ⁻	0.680 ⁻	0.438 ⁻	0.731 ⁻	0.454 ⁻
Others	NA	0.666	0.342	0.667	0.419	0.689	0.441	0.739	0.456

Table 4. Comparison of unbiased learning-to-rank (ULTR) algorithms with different learning paradigms on **Istella-S** data using **multiple-layer perceptron networks** (MLP) as ranking models. Significant improvements or degradations with respect to the offline version of NA are indicated with +/-. Significant improvements or degradations with respect to NA are indicated with +/– in the Fisher randomization test [50] with $p \leq 0.05$. The best performance is highlighted in boldface.

(a) Performance of unbiased learning-to-rank algorithms with offline learning (Off) on Istella-S data.

Offline Learning (Off)									
		nDCG@1	ERR@1	nDCG@3	ERR@3	nDCG@5	ERR@5	nDCG@10	ERR@10
Counterfactual Learning Family	IPW	0.662 ⁺	0.591 ⁺	0.631 ⁺	0.701 ⁺	0.655⁺	0.717 ⁺	0.714 ⁺	0.724 ⁺
	REM	0.610 [–]	0.547 [–]	0.574 [–]	0.657 [–]	0.593 [–]	0.675 [–]	0.644 [–]	0.684 [–]
	DLA	0.664⁺	0.593⁺	0.632⁺	0.702⁺	0.655⁺	0.719⁺	0.715⁺	0.725⁺
	PairD	0.623 [–]	0.554 [–]	0.598 [–]	0.672 [–]	0.625 [–]	0.691 [–]	0.691 [–]	0.699 [–]
Bandit Learning Family	DBGD	-	-	-	-	-	-	-	-
	MGD	-	-	-	-	-	-	-	-
	NSGD	-	-	-	-	-	-	-	-
	PDGD	0.017 [–]	0.014 [–]	0.018 [–]	0.024 [–]	0.021 [–]	0.028 [–]	0.028 [–]	0.033 [–]
Others	NA	0.633	0.564	0.607	0.680	0.633	0.698	0.697	0.705
	Prod.	0.576 [–]	0.513 [–]	0.562 [–]	0.640 [–]	0.594 [–]	0.660 [–]	0.663 [–]	0.669 [–]

(b) Performance of unbiased learning-to-rank algorithms with stochastic online learning (OnS) on Istella-S data.

Stochastic Online Learning (OnS)									
		nDCG@1	ERR@1	nDCG@3	ERR@3	nDCG@5	ERR@5	nDCG@10	ERR@10
Counterfactual Learning Family	IPW	0.657 ⁺	0.587 ⁺	0.627 ⁺	0.697 ⁺	0.650 ⁺	0.714 ⁺	0.710 ⁺	0.721 ⁺
	REM	0.644 [–]	0.574 [–]	0.612 [–]	0.686 [–]	0.636 [–]	0.703 [–]	0.699 [–]	0.711 [–]
	DLA	0.662 ⁺	0.591 ⁺	0.630 ⁺	0.701 ⁺	0.654 ⁺	0.718 ⁺	0.716 ⁺	0.724 ⁺
	PairD	0.660 ⁺	0.589 ⁺	0.628 ⁺	0.698 ⁺	0.652 ⁺	0.715 ⁺	0.715 ⁺	0.722 ⁺
Bandit Learning Family	DBGD	0.287 [–]	0.253 [–]	0.288 [–]	0.361 [–]	0.313 [–]	0.392 [–]	0.369 [–]	0.413 [–]
	MGD	0.230 [–]	0.203 [–]	0.231 [–]	0.296 [–]	0.252 [–]	0.324 [–]	0.300 [–]	0.346 [–]
	NSGD	0.267 [–]	0.236 [–]	0.268 [–]	0.340 [–]	0.288 [–]	0.369 [–]	0.339 [–]	0.390 [–]
	PDGD	0.670⁺	0.598⁺	0.636⁺	0.706⁺	0.658⁺	0.722⁺	0.717⁺	0.729⁺
Others	NA	0.652	0.582	0.623	0.693	0.647	0.710	0.711	0.717

(c) Performance of unbiased learning-to-rank algorithms with deterministic online learning (OnD) on Istella-S data.

Deterministic Online Learning (OnD)									
		nDCG@1	ERR@1	nDCG@3	ERR@3	nDCG@5	ERR@5	nDCG@10	ERR@10
Counterfactual Learning Family	IPW	0.663 ⁺	0.592 ⁺	0.633 ⁺	0.702 ⁺	0.657 ⁺	0.719 ⁺	0.717 ⁺	0.726 ⁺
	REM	0.663 ⁺	0.593 ⁺	0.628 ⁺	0.699 ⁺	0.650 ⁺	0.716 ⁺	0.708 ⁺	0.723 ⁺
	DLA	0.668 ⁺	0.596 ⁺	0.633 ⁺	0.705 ⁺	0.656 ⁺	0.721 ⁺	0.715 ⁺	0.728 ⁺
	PairD	0.669⁺	0.598⁺	0.638⁺	0.707⁺	0.660⁺	0.723⁺	0.720⁺	0.729⁺
Bandit Learning Family	DBGD	0.310 [–]	0.276 [–]	0.305 [–]	0.384 [–]	0.327 [–]	0.412 [–]	0.378 [–]	0.431 [–]
	MGD	0.263 [–]	0.232 [–]	0.270 [–]	0.339 [–]	0.294 [–]	0.370 [–]	0.344 [–]	0.390 [–]
	NSGD	0.253 [–]	0.222 [–]	0.252 [–]	0.318 [–]	0.271 [–]	0.344 [–]	0.314 [–]	0.364 [–]
	PDGD	0.580 [–]	0.518 [–]	0.554 [–]	0.637 [–]	0.579 [–]	0.656 [–]	0.634 [–]	0.665 [–]
Others	NA	0.654	0.584	0.623	0.695	0.645	0.711	0.704	0.718

Table 5. Comparison of unbiased learning-to-rank (ULTR) algorithms with different learning paradigms on **Istella-S** data using **linear regression** functions as ranking models. Significant improvements or degradations with respect to the offline version of NA are indicated with $+/-$. Significant improvements or degradations with respect to NA are indicated with $+/-$ in the Fisher randomization test [50] with $p \leq 0.05$. The best performance is highlighted in boldface.

(a) Performance of unbiased learning-to-rank algorithms with offline learning (Off) on Istella-S data.

Offline Learning (Off)									
		nDCG@1	ERR@1	nDCG@3	ERR@3	nDCG@5	ERR@5	nDCG@10	ERR@10
Counterfactual Learning Family	IPW	0.628 ⁺	0.563 ⁺	0.601⁺	0.676 ⁺	0.623 ⁺	0.694 ⁺	0.681 ⁺	0.701 ⁺
	REM	0.576 ⁺	0.518 ⁺	0.543 ⁺	0.628 ⁺	0.562 ⁺	0.648 ⁺	0.614 ⁺	0.658 ⁺
	DLA	0.632⁺	0.566⁺	0.601⁺	0.677⁺	0.624⁺	0.695⁺	0.682⁺	0.702⁺
	PairD	0.620 ⁺	0.554 ⁺	0.592 ⁺	0.670 ⁺	0.617 ⁺	0.688 ⁺	0.679 ⁺	0.696 ⁺
Bandit Learning Family	DBGD	-	-	-	-	-	-	-	-
	MGD	-	-	-	-	-	-	-	-
	NSGD	-	-	-	-	-	-	-	-
	PDGD	0.016 ⁻	0.014 ⁻	0.017 ⁻	0.023 ⁻	0.020 ⁻	0.028 ⁻	0.029 ⁻	0.035 ⁻
Others	NA	0.570	0.507	0.544	0.620	0.570	0.650	0.627	0.659
	Prod.	0.576 ⁺	0.513 ⁺	0.562 ⁺	0.640 ⁺	0.594 ⁺	0.660 ⁺	0.663 ⁺	0.669 ⁺

(b) Performance of unbiased learning-to-rank algorithms with stochastic online learning (OnS) on Istella-S data.

Stochastic Online Learning (OnS)									
		nDCG@1	ERR@1	nDCG@3	ERR@3	nDCG@5	ERR@5	nDCG@10	ERR@10
Counterfactual Learning Family	IPW	0.629 ⁺	0.563 ⁺	0.602 ⁺	0.676 ⁺	0.626⁺	0.694 ⁺	0.683⁺	0.702 ⁺
	REM	0.592 ⁺	0.529 ⁺	0.570 ⁺	0.649 ⁺	0.596 ⁺	0.669 ⁺	0.660 ⁺	0.677 ⁺
	DLA	0.621 ⁺	0.556 ⁺	0.595 ⁺	0.671 ⁺	0.619 ⁺	0.689 ⁺	0.681 ⁺	0.697 ⁺
	PairD	0.601 ⁺	0.537 ⁺	0.579 ⁺	0.657 ⁺	0.605 ⁺	0.676 ⁺	0.668 ⁺	0.684 ⁺
Bandit Learning Family	DBGD	0.280 ⁻	0.248 ⁻	0.275 ⁻	0.350 ⁻	0.295 ⁻	0.377 ⁻	0.342 ⁻	0.396 ⁻
	MGD	0.277 ⁻	0.247 ⁻	0.264 ⁻	0.343 ⁻	0.281 ⁻	0.368 ⁻	0.321 ⁻	0.386 ⁻
	NSGD	0.224 ⁻	0.198 ⁻	0.223 ⁻	0.287 ⁻	0.241 ⁻	0.314 ⁻	0.280 ⁻	0.335 ⁻
	PDGD	0.633⁺	0.567⁺	0.603⁺	0.679⁺	0.626⁺	0.697⁺	0.683⁺	0.704⁺
Others	NA	0.571	0.508	0.547	0.631	0.573	0.651	0.634	0.660

(c) Performance of unbiased learning-to-rank algorithms with deterministic online learning (OnD) on Istella-S data.

Deterministic Online Learning (OnD)									
		nDCG@1	ERR@1	nDCG@3	ERR@3	nDCG@5	ERR@5	nDCG@10	ERR@10
Counterfactual Learning Family	IPW	0.635 ⁺	0.569⁺	0.604 ⁺	0.680⁺	0.628⁺	0.698⁺	0.686⁺	0.705⁺
	REM	0.629 ⁺	0.563 ⁺	0.596 ⁺	0.674 ⁺	0.620 ⁺	0.692 ⁺	0.677 ⁺	0.700 ⁺
	DLA	0.636⁺	0.569⁺	0.605⁺	0.680⁺	0.628⁺	0.698⁺	0.685 ⁺	0.705⁺
	PairD	0.623 ⁺	0.558 ⁺	0.596 ⁺	0.672 ⁺	0.618 ⁺	0.690 ⁺	0.674 ⁺	0.697 ⁺
Bandit Learning Family	DBGD	0.324 ⁻	0.288 ⁻	0.315 ⁻	0.397 ⁻	0.335 ⁻	0.424 ⁻	0.382 ⁻	0.443 ⁻
	MGD	0.277 ⁻	0.245 ⁻	0.279 ⁻	0.350 ⁻	0.300 ⁻	0.379 ⁻	0.350 ⁻	0.399 ⁻
	NSGD	0.215 ⁻	0.189 ⁻	0.212 ⁻	0.275 ⁻	0.229 ⁻	0.301 ⁻	0.266 ⁻	0.321 ⁻
	PDGD	0.595 ⁺	0.532 ⁺	0.572 ⁺	0.651 ⁺	0.598 ⁺	0.670 ⁺	0.658 ⁺	0.679 ⁺
Others	NA	0.452	0.406	0.405	0.506	0.411	0.528	0.448	0.543

6.2 How do learning paradigms affect algorithm effectiveness?

Previous studies [22, 37] argue that online learning can help ranking algorithms explore a greater parameter space than offline learning, especially when users can only see and click a limited number of results in each query (i.e., selection bias). Thus, it is believed that

H1: *Online learning is better than offline learning for unbiased learning to rank in environments with selection bias.*

To test this hypothesis, we trained each unbiased learning-to-rank algorithm with both online and offline learning paradigms using MLP and linear regression functions as ranking models and summarize the results in Table 2, 3, 4, and 5. Algorithms in each table are grouped into three categories: (1) the counterfactual learning family, which includes IPW, REM, DLA, and PairD; (2) the bandit learning family, which includes DBGD, MGD, NSGD, and PDGD; (3) the production model (Prod.) used to generate offline click logs and the naive algorithm (NA) that directly trains ranking models with user clicks. For simplicity, we only show the significant test results with respect to NA with offline learning (NA_{off}) in each table. However, it's worth noting that any differences larger or equal to 0.002 are statistically significant in the Fisher randomization test [50] with $p \leq 0.05$.

Table 2 shows the retrieval performance of different learning paradigms and unbiased learning-to-rank algorithms on Yahoo! LETOR data using MLP as the ranking models. As we can see in Table 2, IPW, DLA, and PDGD achieve the best performance among all the algorithms tested in our experiments. DLA and IPW achieve the highest nDCG@10 in offline learning (Off) and deterministic online learning (OnD), while PDGD performed the best in stochastic online learning (OnS). However, when comparing the best results of offline learning and online learning, we do not observe any significant differences. The performance of the best offline model (i.e., DLA_{off}) is mostly the same to the performance of the best online model (i.e., $PDGD_{OnS}$), which contradicts the hypothesis that online learning should be better than offline learning in environments with selection bias.

In Table 3, we show the results of different algorithms on Yahoo! using linear regression functions as the ranking models. Similar to Table 2, we observe that IPW, DLA, and PDGD usually performed the best in unbiased learning to rank given proper learning paradigms. While linear regression models performed worse than MLP in most cases, the overall patterns and relative performance of different unbiased learning-to-rank algorithms with different learning paradigms are roughly the same. For example, the best performance of models with online learning paradigms (i.e., OnS and OnD) is similar to the best performance of models with offline learning. This, again, make the hypothesis of H1 seems questionable in our experiments.

To validate this observation, we manipulate the production model in offline learning on Yahoo! LETOR data to check whether the performance of the logging systems would affect the performance of unbiased learning-to-rank algorithms. Specifically, we change the size of the training data for the production model and plot the results in Figure 2. The x-axis of Figure 2 represents the proportion of sampled training data for the production model in the original training data of Yahoo! dataset, and the y-axis is the nDCG@10 of each algorithm in offline learning. As depicted in Figure 2, the performance of the production model (Prod.) increases when the size of the sampled training data increases. Also, we observed that the performance of NA is positively correlated to the performance of the production system. In contrast, the nDCGs of IPW, DLA and REM are relatively stable despite the change of production models. This indicates that the high performance of IPW and DLA with offline learning in Table 2&3 is not a coincidence.

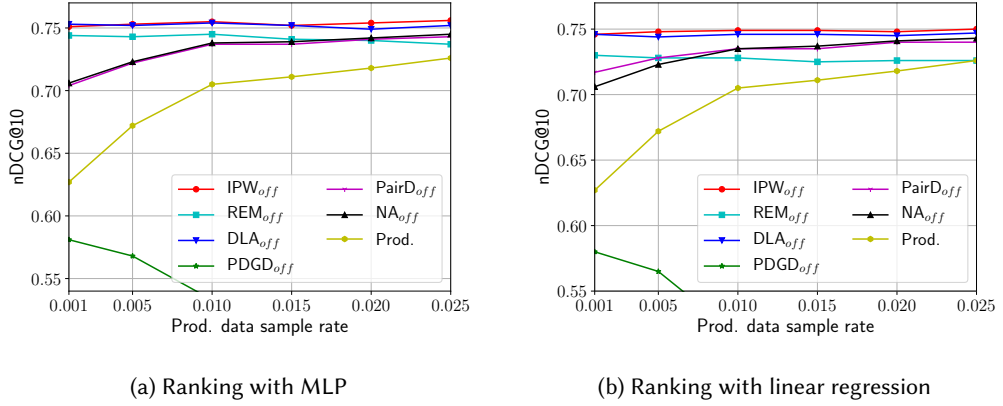


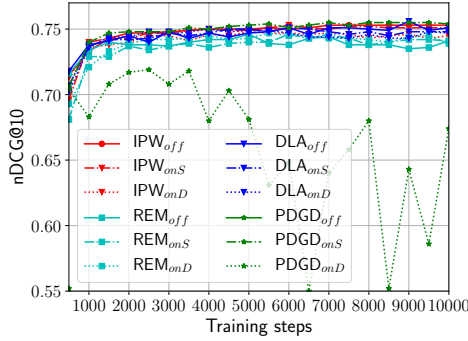
Fig. 2. Effect of production models for offline learning on Yahoo! LETOR data.

Also, to further understand the effect of selection bias with respect to the effectiveness of offline and online learning paradigms, we jointly compare the experiments results on Yahoo! LETOR data and Istella-S. As mentioned in Section 6.1.1, the average number of candidate documents per query is approximately 23 and 100 in Yahoo! and Istella-S, respectively. Since only the top 10 documents could be shown and clicked by users in our simulation experiments, it is reasonable to expect the problem of selection bias is more severe on Istella-S than Yahoo!. In our experiments, we observe slightly different result patterns on Yahoo! and Istella-S data when comparing the performance of offline learning and online learning. As shown in the result tables, the best performance of offline learning is usually achieved by counterfactual learning algorithms (e.g., IPW and DLA), and the best performance of online learning is usually achieved by bandit learning algorithms (i.e., PDGD with OnS). When comparing the best offline models with the best online models on Yahoo!, we do not observe any evidence showing that online learning could achieve better performance than offline learning in unbiased learning to rank; When comparing the best offline models with the best online models on Istella-S, we observe that unbiased learning-to-rank algorithms with online learning paradigms could achieve slight performance improvements (usually less than 0.5%) than their offline versions. This means that severe selection bias could have effect on the relative performance of offline learning and online learning, through the effect is minor in our experiments.

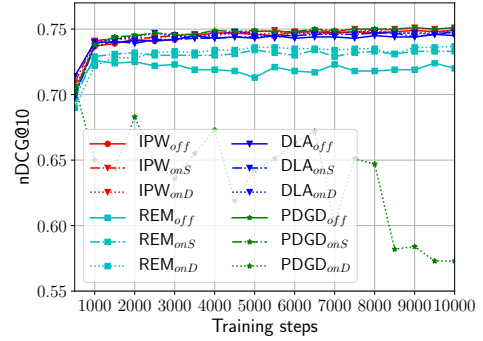
In fact, the phenomenon that offline unbiased learning to rank could achieve similar performance of online unbiased learning to rank is not surprising. As shown in Eq. (5), the unbiasedness of counterfactual learning algorithms does not concern about the distribution of the displayed ranked list π_q . Theoretically speaking, methods such as IPW and DLA are guaranteed to find the best unbiased ranking models no matter how π_q is created, with or without selection bias. As shown in Table 2&3, we indeed observe similar performance for the best offline model and the best online model. Therefore, at least when the logging system of offline data is reasonable good (e.g., Prod. in Figure 2) and the selection bias is not extraordinary severe, we can reject the hypothesis **H1**.

6.3 How do learning paradigms affect algorithm robustness?

As discussed in Section 4 and 5, the unbiasedness of most counterfactual learning algorithms is independent from the distribution of displayed ranked list (i.e., $P(\pi_q|q)$), and the effectiveness of bandit learning algorithms is invariant to the inherited click bias in ranking loss $l(f_\theta, c)$. Therefore, we have the following hypotheses:



(a) Ranking with MLP



(b) Ranking with linear regression

Fig. 3. Test performance with respect to training steps on Yahoo! LETOR data.

H2: The performance of counterfactual learning algorithms are invariant to learning paradigms (i.e., offline, stochastic online, or deterministic online), while the performance of bandit learning algorithms are sensitive to learning paradigms.

H3: With proper learning paradigms, bandit learning is more robust to variable click bias than counterfactual learning.

For the validation of **H2**, we report the performance of each unbiased learning-to-rank algorithm with different learning paradigms on Yahoo! in Table 2&3. As shown in the tables, the performance of IPW and DLA is similar in offline learning, stochastic online learning, and deterministic online learning. Their differences in different learning paradigms are less than 1% in terms of nDCG and ERR. In contrast, we observe huge performance differences between the DBGD, MGD, NSGD, and PDGD using different learning paradigms. For example, the performance of PDGD using MLP in stochastic online learning is 42% and 4% better than PDGD in offline learning and deterministic online learning, respectively. PDGD with offline or deterministic online learning actually performs worse than the naive algorithm that directly trains ranking models with clicks (i.e., NA) in Table 2&3. As for DBGD and extend DBGD models (i.e., MGD and NSGD), we observe great variance and no consistent pattern with respect to their final performance with different learning paradigms. Since they all have suboptimal performance comparing to other unbiased learning-to-rank algorithms, we ignore the further discussion of them for simplicity.

Figure 3 plots the test performance of different algorithms in the training process. As we can see in the figure, when the number of training steps increases, the learning curves of IPW, DLA, and REM with offline, stochastic online, and deterministic online learning are smooth and similar to each other. The learning curve of PDGD with stochastic online learning (PDGD_{onS}) is also stable. However, the performance of PDGD with deterministic online learning (PDGD_{onD}) shows a large variance in training and the performance of PDGD with offline learning (PDGD_{off}) is so bad that we can barely see it at the left bottom corner of Figure 3. Together with the results tables of Yahoo! and Istella-S, we conclude that bandit learning algorithms are indeed much more sensitive to learning paradigms than counterfactual learning algorithms, which means that **H2** is correct.

To test **H3**, we repeated the same experiments on the Yahoo! dataset but changed the bias severity parameter η to explore how the change of position bias would affect the performance of different unbiased learning-to-rank algorithms. Figure 4 shows the nDCG@10 of different algorithms with η from 0.2 (i.e., minor position bias) to 2.0 (i.e., severe position bias). Because the inverse propensity

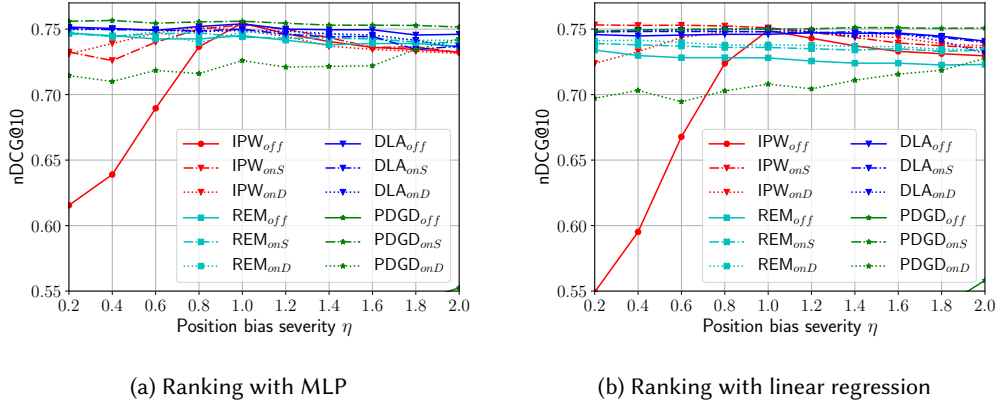


Fig. 4. Test performance with respect to bias severity η on Yahoo! LETOR data.

weights of IPW is estimated with online result randomization experiments using click simulation with $\eta = 1.0$, we observe that the IPW with offline learning (IPW_{off}) performed badly when η is far from 1.0. In contrast, the performance of other algorithms is relatively stable when η changed from 0.2 to 2.0 because they either estimate examination propensity directly from the click data (e.g., DLA and REM) or manually exclude position bias from their training data by manipulating the distribution of the displayed ranked list (e.g., PDGD). Particularly, the PDGD with stochastic online learning performed slightly better than other algorithms when the position bias is extremely low (i.e., $\eta = 0.2$) or high (i.e., $\eta = 2.0$). This supports the hypothesis that, with proper learning paradigms, bandit learning algorithms are more robust to variable click bias (i.e., **H3**).

6.4 Experiments with Real Data

In this section, we want to shed some lights on the actual performance of different unbiased learning-to-rank algorithms on real click data. Due to the limit of our experiment resources, we are prohibited to do any types of online learning or online result randomization on real web search engines, so we focus on analyzing the performance of unbiased learning-to-rank algorithms in offline settings. Specifically, we conduct offline experiments with the Tiangong dataset³. Tiangong dataset contains 3 million search sessions sampled from real search engine traffic as well as the top 10 documents and clicks. Each query-document pair is represented with 33 standard ranking features extracted based on the term statistics, BM25, and language modeling scores on urls, titles, and document content. A summary of the ranking features in Tiangong is shown in Table 6. Also, Tiangong provides a separate test set with 100 queries and corresponding top 100 documents with 5-level relevance annotations for evaluation purpose. To the best of our knowledge, this is the only public dataset that contains both user click data and human annotated relevance judgements.

6.4.1 Model setup and evaluation. Most settings of ranking models and loss functions are same to our experiments on synthetic data. However, because the ranking features in Tiangong are highly limited, the performance of a ranking model could be severely affected by parameter initialization. To guarantee the fairness of algorithm comparisons and the reproducibility of the experiments, we initialize all model parameters with a constant (i.e., 0.001). Also, we reduced the hidden layer sizes of MLP to 64 and 32, and tuned the learning rate from 0.0001 to 0.005. We used nDCG as our

³<http://www.thuir.cn/data-tiangong-ultr/>

Table 6. A summary of the ranking features in the Tiangong dataset.

TF	The average term frequency of query terms in url, title, content and the whole document.
IDF	The average inverse document frequency of query terms in url, title, content and the whole document.
TF-IDF	The average value of $tf \cdot idf$ of query terms in url, title, content and the whole document.
BM25	The scores of BM25 [47] on url, title, content and the whole document.
LMABS	The scores of Language Model (LM) [45] with absolute discounting [58] on url, title, content and the whole document.
LMDIR	The scores of LM with Dirichlet smoothing [58] on url, title, content and the whole document.
LMJM	The scores of LM with Jelinek-Mercer [58] on url, title, content and the whole document.
Length	The length of url, title, content and the whole document.
Slash	The number of slash in url.

ranking metrics and reported the best test performance of each model after training. Numbers are averaged from 10 repeated experiments to guarantee their credibility. We ignore IPW and DBGD in this experiment because they require online result manipulations for estimating examination propensity or unbiased relevance signals.

6.4.2 Results. Our experiment results on the Tiangong dataset are summarized in Table 7. Here we report both the mean and the standard deviation of the 10 repeated runs for each algorithm. As shown in the table, our experiment results on Tiangong are quite different from those on the synthetic data. First, the performance of the naive algorithm (NA) that trains the ranking model with clicks directly is highly competitive. As discussed previously, training ranking models with biased clicks are essentially optimizing the original rankings of documents. Because the original rankings of documents in Tiangong is created by the production system of the commercial Web search engine that have hundreds of features (much more than those released in the dataset), optimizing the original rankings would already produce good results. Second, on Tiangong, REM performed the worst among all unbiased learning-to-rank algorithms. Because the released features in Tiangong are simple text-matching features with limited expressive power, estimating relevance with pointwise loss functions using the 33 features on Tiangong is much more risky than using the 700 or 220 production features on the Yahoo! and Istella-S dataset. Thus, it is reasonable to observe that REM, which uses the sigmoid pointwise loss, obtained worse performance than other models that use pairwise loss.

Similar to those observed on the synthetic data, DLA achieved the best performance among all unbiased learning-to-rank algorithms tested in our experiments in terms of NDCG. Different from PDGD, DLA is theoretically guaranteed to find the unbiased ranking model in offline learning, and this advantage in theory has been reflected in the empirical experiments. Besides, we observe that PairD also performed well on Tiangong and outperformed NA on several metrics. Besides, we observe that PairD also performed well on Tiangong and outperformed NA on several metrics. This indicates that PairD is capable of removing click bias in certain degree even though it's not theoretically principled.

7 CONCLUSION

In this paper, we discuss the differences and connections between unbiased learning to rank algorithms proposed in offline settings and online settings. We show that the existing studies on offline unbiased learning algorithms (i.e., the counterfactual learning family) and the online learning

Table 7. Comparison of unbiased learning-to-rank (ULTR) algorithms on Tiangong data. Numbers are shown with their standard deviation in 10 repeated runs (i.e., $\pm x$).

Algorithms	nDCG@1	ERR@1	nDCG@3	ERR@3	nDCG@5	ERR@5	nDCG@10	ERR@10
REM	0.444 \pm .011	0.416 \pm .0100	0.437 \pm .011	0.558 \pm .0063	0.439 \pm .010	0.587 \pm .005	0.452 \pm .004	0.599 \pm .005
DLA	0.453 \pm .005	0.425 \pm .0046	0.460 \pm .002	0.562 \pm .002	0.458 \pm .002	0.589 \pm .003	0.471 \pm .001	0.604 \pm .002
PairD	0.445 \pm .010	0.418 \pm .0095	0.448 \pm .009	0.565 \pm .010	0.453 \pm .005	0.591 \pm .009	0.465 \pm .002	0.605 \pm .008
PDGD	0.433 \pm .008	0.402 \pm .0080	0.430 \pm .004	0.553 \pm .0042	0.443 \pm .003	0.584 \pm .005	0.464 \pm .001	0.596 \pm .004
NA	0.455 \pm .006	0.427 \pm .0055	0.461 \pm .004	0.563 \pm .003	0.455 \pm .002	0.589 \pm .003	0.467 \pm .001	0.603 \pm .003

to rank algorithms (i.e., the bandit learning family) are essentially solving the same problem from two theoretical perspectives. We formally evaluate eight state-of-the-art unbiased learning to rank algorithms and show how different learning paradigms would affect the theoretical foundations and empirical effectiveness of each algorithm.

As demonstrated in Section 4 and 6, the unbiasedness of counterfactual learning algorithms are invariant to the distribution of the displayed results while the unbiasedness of bandit learning algorithms are more robust to the variance of click bias. Whether these properties benefit or hurt their applications in practice varies from cases to cases. For example, when user satisfaction is not sensitive to the quality of result ranking and we have full control over the result pages, bandit learning algorithms may produce more robust ranking models than counterfactual learning through real-time interactions with end users. However, in search engines where no single model can fully control the final displayed ranked lists (e.g., the result pages of most commercial search engines and recommendation systems are the combination of ads and organic results produced by multiple models), counterfactual learning is preferable to bandit learning because the effectiveness of the later is extremely sensitive to the final distribution of the displayed result lists.

8 ACKNOWLEDGMENTS

This work was supported by the School of Computing, University of Utah. Any opinions, findings and conclusions or recommendations expressed in this material are those of the authors and do not necessarily reflect those of the sponsor.

REFERENCES

- [1] Aman Agarwal, Kenta Takatsu, Ivan Zaitsev, and Thorsten Joachims. 2019a. A General Framework for Counterfactual Learning-to-Rank. In *ACM Conference on Research and Development in Information Retrieval (SIGIR)*.
- [2] Aman Agarwal, Xuanhui Wang, Cheng Li, Michael Bendersky, and Marc Najork. 2019b. Addressing Trust Bias for Unbiased Learning-to-Rank. In *The World Wide Web Conference*. ACM, 4–14.
- [3] Aman Agarwal, Ivan Zaitsev, Xuanhui Wang, Cheng Li, Marc Najork, and Thorsten Joachims. 2019c. Estimating position bias without intrusive interventions. In *Proceedings of the Twelfth ACM International Conference on Web Search and Data Mining*. ACM, 474–482.
- [4] Qingyao Ai, Keping Bi, Jiafeng Guo, and W. Bruce Croft. 2018a. Learning a Deep Listwise Context Model for Ranking Refinement. In *Proceedings of the 41th ACM SIGIR*. ACM.
- [5] Qingyao Ai, Keping Bi, Cheng Luo, Jiafeng Guo, and W Bruce Croft. 2018b. Unbiased learning to rank with unbiased propensity estimation. In *The 41st International ACM SIGIR Conference on Research & Development in Information Retrieval*. ACM, 385–394.
- [6] Qingyao Ai, Jiaxin Mao, Yiqun Liu, and W Bruce Croft. 2018c. Unbiased learning to rank: Theory and practice. In *Proceedings of the 27th ACM International Conference on Information and Knowledge Management*. ACM, 2305–2306.
- [7] Qingyao Ai, Xuanhui Wang, Sebastian Bruch, Nadav Golbandi, Michael Bendersky, and Marc Najork. 2019. Learning Groupwise Multivariate Scoring Functions Using Deep Neural Networks. In *Proceedings of the 2019 ACM SIGIR International Conference on Theory of Information Retrieval*. 85–92.
- [8] Chris Burges, Tal Shaked, Erin Renshaw, Ari Lazier, Matt Deeds, Nicole Hamilton, and Greg Hullender. 2005. Learning to rank using gradient descent. In *Proceedings of the 22nd ICML*. ACM, 89–96.

- [9] Christopher JC Burges. 2010. From ranknet to lambdarank to lambdamart: An overview. *Learning* 11 (2010), 23–581.
- [10] Zhe Cao, Tao Qin, Tie-Yan Liu, Ming-Feng Tsai, and Hang Li. 2007. Learning to rank: from pairwise approach to listwise approach. In *Proceedings of the 24th ICML*. ACM, 129–136.
- [11] Olivier Cappé and Eric Moulines. 2009. On-line expectation–maximization algorithm for latent data models. *Journal of the Royal Statistical Society: Series B (Statistical Methodology)* 71, 3 (2009), 593–613.
- [12] Olivier Chapelle and Yi Chang. 2011. Yahoo! Learning to Rank Challenge Overview.. In *Yahoo! Learning to Rank Challenge*. 1–24.
- [13] Olivier Chapelle, Donald Metzler, Ya Zhang, and Pierre Grinspan. 2009. Expected reciprocal rank for graded relevance. In *Proceedings of the 18th ACM conference on Information and knowledge management*. ACM, 621–630.
- [14] Ruey-Cheng Chen, Qingyao Ai, Gaya Jayasinghe, and W Bruce Croft. 2019. Correcting for Recency Bias in Job Recommendation. In *Proceedings of the 28th ACM International Conference on Information and Knowledge Management*. 2185–2188.
- [15] Aleksandr Chuklin, Ilya Markov, and Maarten de Rijke. 2015. Click models for web search. *Synthesis Lectures on Information Concepts, Retrieval, and Services* 7, 3 (2015), 1–115.
- [16] Nick Craswell, Onno Zoeter, Michael Taylor, and Bill Ramsey. 2008. An experimental comparison of click position-bias models. In *Proceedings of the 1st WSDM*. ACM, 87–94.
- [17] Yajuan Duan, Long Jiang, Tao Qin, Ming Zhou, and Heung-Yeung Shum. 2010. An empirical study on learning to rank of tweets. In *Proceedings of the 23rd International Conference on Computational Linguistics*. Association for Computational Linguistics, 295–303.
- [18] Georges E Dupret and Benjamin Piwowarski. 2008. A user browsing model to predict search engine click data from past observations.. In *Proceedings of the 31st ACM SIGIR*. ACM, 331–338.
- [19] Artem Grotov and Maarten de Rijke. 2016. Online learning to rank for information retrieval. In *Proceedings of the 39th International ACM SIGIR conference on Research and Development in Information Retrieval*. ACM, 1215–1218.
- [20] Fan Guo, Chao Liu, and Yi Min Wang. 2009. Efficient multiple-click models in web search. In *Proceedings of the second acm international conference on web search and data mining*. ACM, 124–131.
- [21] Ziniu Hu, Yang Wang, Qu Peng, and Hang Li. 2019. Unbiased LambdaMART: An Unbiased Pairwise Learning-to-Rank Algorithm. In *The World Wide Web Conference*. ACM, 2830–2836.
- [22] Rolf Jagerman, Harrie Oosterhuis, and Maarten de Rijke. 2019. To Model or to Intervene: A Comparison of Counterfactual and Online Learning to Rank from User Interactions. In *Proceedings of the 42nd International ACM SIGIR Conference on Research and Development in Information Retrieval (SIGIR’19)*. ACM, New York, NY, USA, 15–24. DOI : <http://dx.doi.org/10.1145/3331184.3331269>
- [23] Kalervo Järvelin and Jaana Kekäläinen. 2002. Cumulated gain-based evaluation of IR techniques. *ACM Transactions on Information Systems* 20, 4 (2002), 422–446.
- [24] Thorsten Joachims. 2002. Optimizing search engines using clickthrough data. In *Proceedings of the 8th ACM SIGKDD*. ACM, 133–142.
- [25] Thorsten Joachims. 2006. Training linear SVMs in linear time. In *Proceedings of the 12th ACM SIGKDD*. ACM, 217–226.
- [26] Thorsten Joachims, Laura Granka, Bing Pan, Helene Hembrooke, and Geri Gay. 2005. Accurately interpreting clickthrough data as implicit feedback. In *Proceedings of the 28th annual ACM SIGIR*. ACM, 154–161.
- [27] Thorsten Joachims, Laura Granka, Bing Pan, Helene Hembrooke, Filip Radlinski, and Geri Gay. 2007. Evaluating the accuracy of implicit feedback from clicks and query reformulations in web search. *ACM Transactions on Information Systems* 25, 2 (2007), 7.
- [28] Thorsten Joachims and Adith Swaminathan. 2016. Counterfactual evaluation and learning for search, recommendation and ad placement. In *Proceedings of the 39th International ACM SIGIR conference on Research and Development in Information Retrieval*. ACM, 1199–1201.
- [29] Thorsten Joachims, Adith Swaminathan, and Tobias Schnabel. 2017. Unbiased learning-to-rank with biased feedback. In *Proceedings of the 10th ACM WSDM*. ACM, 781–789.
- [30] Sumeet Katariya, Branislav Kveton, Csaba Szepesvari, and Zheng Wen. 2016. DCM bandits: Learning to rank with multiple clicks. In *International Conference on Machine Learning*. 1215–1224.
- [31] Mark T Keane and Maeve O’Brien. 2006. Modeling Result-List Searching in the World Wide Web: The Role of Relevance Topologies and Trust Bias. In *Proceedings of the Cognitive Science Society*, Vol. 28.
- [32] Branislav Kveton, Csaba Szepesvari, Zheng Wen, and Azin Ashkan. 2015. Cascading bandits: Learning to rank in the cascade model. In *International Conference on Machine Learning*. 767–776.
- [33] Tor Lattimore, Branislav Kveton, Shuai Li, and Csaba Szepesvari. 2018. TopRank: A practical algorithm for online stochastic ranking. In *Advances in Neural Information Processing Systems*. 3945–3954.
- [34] Hang Li. 2011. A short introduction to learning to rank. *IEICE TRANSACTIONS on Information and Systems* 94, 10 (2011), 1854–1862.
- [35] Ping Li, Qiang Wu, and Christopher J Burges. 2008. Mcrank: Learning to rank using multiple classification and gradient

- boosting. In *Advances in neural information processing systems*. 897–904.
- [36] Shuai Li, Tor Lattimore, and Csaba Szepesvári. 2018. Online Learning to Rank with Features. *arXiv preprint arXiv:1810.02567* (2018).
 - [37] Tie-Yan Liu. 2009. Learning to rank for information retrieval. *Foundations and Trends in Information Retrieval* 3, 3 (2009), 225–331.
 - [38] Claudio Lucchese, Franco Maria Nardini, Salvatore Orlando, Raffaele Perego, Fabrizio Silvestri, and Salvatore Trani. 2016. Post-learning optimization of tree ensembles for efficient ranking. In *Proceedings of the 39th International ACM SIGIR conference on Research and Development in Information Retrieval*. 949–952.
 - [39] Jiaxin Mao, Zhumin Chu, Yiqun Liu, Min Zhang, and Shaoping Ma. 2019. Investigating the Reliability of Click Models. In *Proceedings of the 2019 ACM SIGIR International Conference on Theory of Information Retrieval*. 125–128.
 - [40] Jiaxin Mao, Cheng Luo, Min Zhang, and Shaoping Ma. 2018. Constructing Click Models for Mobile Search. In *The 41st International ACM SIGIR Conference on Research & Development in Information Retrieval*. ACM, 775–784.
 - [41] Harrie Oosterhuis and Maarten de Rijke. 2018. Differentiable unbiased online learning to rank. In *Proceedings of the 27th ACM International Conference on Information and Knowledge Management*. ACM, 1293–1302.
 - [42] Joao Palotti. 2016. *Learning to Rank for Personalized e-commerce Search at CIKM Cup 2016*. Technical Report. Technical Report. Tech. rep.
 - [43] Liang Pang, Jun Xu, Qingyao Ai, Yanyan Lan, Xueqi Cheng, and Jirong Wen. 2020. SetRank: Learning a Permutation-Invariant Ranking Model for Information Retrieval. In *Proceedings of the 43th International ACM SIGIR conference on Research and Development in Information Retrieval*. ACM.
 - [44] Rama Kumar Pasumarthi, Xuanhui Wang, Michael Bendersky, and Marc Najork. 2019. Self-Attentive Document Interaction Networks for Permutation Equivariant Ranking. *arXiv preprint arXiv:1910.09676* (2019).
 - [45] Jay M Ponte and W Bruce Croft. 1998. A language modeling approach to information retrieval. In *Proceedings of the 21st annual ACM SIGIR*. ACM, 275–281.
 - [46] Matthew Richardson, Ewa Dominowska, and Robert Ragno. 2007. Predicting clicks: estimating the click-through rate for new ads. In *Proceedings of the 16th international conference on World Wide Web*. ACM, 521–530.
 - [47] Stephen E Robertson and Steve Walker. 1994. Some simple effective approximations to the 2-poisson model for probabilistic weighted retrieval. In *Proceedings of the 17th annual ACM SIGIR*. Springer-Verlag New York, Inc., 232–241.
 - [48] Anne Schuth, Harrie Oosterhuis, Shimon Whiteson, and Maarten de Rijke. 2016. Multileave gradient descent for fast online learning to rank. In *Proceedings of the 9th ACM WSDM*. ACM, 457–466.
 - [49] Anne Schuth, Floor Sietsma, Shimon Whiteson, Damien Lefortier, and Maarten de Rijke. 2014. Multileaved comparisons for fast online evaluation. In *Proceedings of the 23rd ACM International Conference on Conference on Information and Knowledge Management*. ACM, 71–80.
 - [50] Mark D Smucker, James Allan, and Ben Carterette. 2007. A comparison of statistical significance tests for information retrieval evaluation. In *Proceedings of the 16th ACM CIKM*. ACM, 623–632.
 - [51] Chao Wang, Yiqun Liu, Min Zhang, Shaoping Ma, Meihong Zheng, Jing Qian, and Kuo Zhang. 2013. Incorporating vertical results into search click models. In *Proceedings of the 36th ACM SIGIR*. ACM, 503–512.
 - [52] Huazheng Wang, Sonwoo Kim, Eric McCord-Snook, Qingyun Wu, and Hongning Wang. 2019. Variance Reduction in Gradient Exploration for Online Learning to Rank. In *The 42nd International ACM SIGIR Conference on Research & Development in Information Retrieval*. ACM.
 - [53] Huazheng Wang, Ramsey Langley, Sonwoo Kim, Eric McCord-Snook, and Hongning Wang. 2018. Efficient exploration of gradient space for online learning to rank. In *The 41st International ACM SIGIR Conference on Research & Development in Information Retrieval*. ACM.
 - [54] Xuanhui Wang, Michael Bendersky, Donald Metzler, and Marc Najork. 2016. Learning to rank with selection bias in personal search. In *Proceedings of the 39th ACM SIGIR*. ACM, 115–124.
 - [55] Xuanhui Wang, Nadav Golbandi, Michael Bendersky, Donald Metzler, and Marc Najork. 2018. Position Bias Estimation for Unbiased Learning to Rank in Personal Search. In *Proceedings of the 11th ACM WSDM (WSDM '18)*. ACM, New York, NY, USA, 610–618. DOI: <http://dx.doi.org/10.1145/3159652.3159732>
 - [56] Liu Yang, Qingyao Ai, Damiano Spina, Ruey-Cheng Chen, Liang Pang, W Bruce Croft, Jiafeng Guo, and Falk Scholer. 2016. Beyond Factoid QA: Effective Methods for Non-factoid Answer Sentence Retrieval. In *ECIR*. Springer, 115–128.
 - [57] Yisong Yue and Thorsten Joachims. 2009. Interactively optimizing information retrieval systems as a dueling bandits problem. In *Proceedings of the 26th ICML*. ACM, 1201–1208.
 - [58] Chengxiang Zhai and John Lafferty. 2017. A study of smoothing methods for language models applied to ad hoc information retrieval. In *ACM SIGIR Forum*, Vol. 51. ACM, 268–276.
 - [59] Tong Zhao and Irwin King. 2016. Constructing reliable gradient exploration for online learning to rank. In *Proceedings of the 25th ACM International on Conference on Information and Knowledge Management*. ACM, 1643–1652.
 - [60] Masrour Zoghi, Tomas Tunys, Mohammad Ghavamzadeh, Branislav Kveton, Csaba Szepesvari, and Zheng Wen. 2017. Online Learning to Rank in Stochastic Click Models. In *International Conference on Machine Learning*. 4199–4208.