

Audio-Visual Instance Discrimination with Cross-Modal Agreement

Pedro Morgado^{1,2} * Nuno Vasconcelos¹ Ishan Misra²

¹University of California, San Diego ²Facebook AI Research
<https://github.com/facebookresearch/AVID-CMA>

Abstract. We present a self-supervised learning approach to learn audio-visual representations from video and audio. Our method uses contrastive learning for cross-modal discrimination of video from audio and vice versa. We show that optimizing for cross-modal discrimination, rather than within-modal discrimination, is important to learn good representations from video and audio. With this simple but powerful insight, our method achieves state-of-the-art results when finetuned on action recognition tasks. While recent work in contrastive learning defines positive and negative samples as individual instances, we generalize this definition by exploring cross-modal agreement. We group together multiple instances as positives by measuring their similarity in both the video and the audio feature spaces. Cross-modal agreement creates better positive and negative sets, and allows us to calibrate visual similarities by seeking within-modal discrimination of positive instances.

Sound is the vocabulary of nature.

Pierre Schaeffer

1 Introduction

Imagine the sound of waves. This sound can evoke the memory of many scenes - a beach, a pond, a river, *etc.* A single sound serves as a bridge to connect multiple sceneries. It can group visual scenes that ‘go together’, and set apart the ones that do not. We leverage this property of freely occurring audio to learn video representations in a self-supervised manner. Our method learns visual representations that are discriminative of the matching audio representations.

A common technique [2, 36, 58, 59] is to setup a verification task that requires predicting whether an input pair of video and audio is ‘correct’ or not. A correct pair is an ‘in-sync’ video and audio and an incorrect pair can be constructed by using ‘out-of-sync’ audio [36] or audio from a different video [2]. However, a task that uses a *single* pair at a time misses a key opportunity to reason about the data distribution at large.

In our work, we propose a contrastive learning framework to learn cross-modal representations in a self-supervised manner by contrasting video representations against *multiple* audios at once (and vice versa). We leverage recent

* Work done during internship at Facebook AI Research.

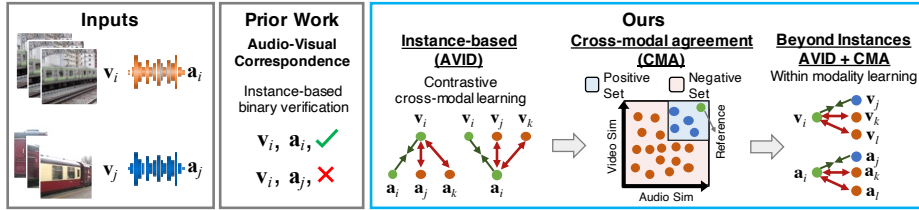


Fig. 1: Popular audio-video self-supervised methods can be interpreted as ‘instance-based’ as they learn to align video and audio *instances* by solving a binary verification problem. We propose AVID to learn cross-modal representations that align video and audio instances in a contrastive learning framework. However, AVID does not optimize for visual similarity. We calibrate AVID by formulating CMA. CMA finds groups of videos that are similar in both video and audio space which enables us to directly optimize representations for visual (within modality) similarity by using these groups.

advances [24, 57, 77, 83] in contrastive learning to setup a Audio-Visual Instance Discrimination (AVID) task that learns a cross-modal similarity metric by grouping video and audio *instances* that co-occur. We show that the cross-modal discrimination task, *i.e.*, predicting which audio matches a video, is more powerful than the within-modal discrimination task, predicting which video clips are from the same video. With this insight, our technique learns powerful visual representations that improve upon the state-of-the-art self-supervised methods on action recognition benchmarks like UCF-101 [73] and HMDB-51 [37].

We further identify important limitations of the AVID task and propose improvements that allow us to 1) reason about *multiple* instances and 2) optimize for visual similarity rather than just cross-modal similarity. We use Cross-Modal Agreement (CMA) to group together videos with high similarity in video and audio spaces. This grouping allows us to directly relate multiple videos as being semantically similar, and thus directly optimize for visual similarity in addition to cross-modal similarity. We show that CMA can identify semantically related videos and improve visual representations.

2 Related work

Unsupervised or self-supervised learning is a well studied problem [42, 47, 51, 56, 67, 69]. Unsupervised methods typically try to reconstruct the input data or impose constraints on the representation, such as sparsity [43, 55, 56], noise [79] or invariance [8, 10, 11, 16, 24, 29, 48, 65] *etc.* to learn a useful and transferable feature representation. An emerging area of research uses the structural or domain specific properties of visual data to algorithmically define ‘pretext tasks’ to learn visual representations. Pretext tasks are generally not useful by themselves and are used as a proxy to learn semantic representations. They can use the spatial structure in images [15, 21, 53, 86], color [13, 40, 41, 87], temporal information in videos [17, 19, 25, 31, 44, 50, 54, 60, 82] among other sources

of ‘self’ or naturally available supervision. We propose an unsupervised learning technique that leverages the naturally available signal in video and audio alignment.

Representation Learning using Audio. Self-supervised learning can also make use of multiple data modalities, rather than just the visual data itself. As pointed out in [32, 67], co-occurring modalities such as audio can help learn powerful representations. In particular, audio self-supervision has shown to be useful for localization [3, 71], lip-speech synchronization [12] and visual representation learning [2, 36, 58] and audio spatialization [52].

Audio-Visual Correspondence (AVC) is a standard task [2, 3, 36, 58] used in audio-video cross-modal learning. This task tries to temporally align the visual and audio inputs by solving a binary classification problem. However, most methods use only a single video and a single audio at a time for learning. Thus, the model must reason about the distribution over multiple samples implicitly. In our work, we use a contrastive loss function [24, 57, 77, 83] that opposes a large number of samples simultaneously. We show in §6 that our method performs better than recent methods that use AVC.

Contrastive Learning techniques use a contrastive loss [24] to learn representations, either by aiming to predict parts of the data [27, 28, 57], or to discriminate between individual training instances [16, 18, 26, 48, 83, 85, 89]. Contrastive learning has also been used for learning representations purely from video [25, 72]. Our method is similar in spirit to these methods, but uses both video and audio for learning visual representations in a cross-modal manner. Tian *et al.* [77] also use cross-modal learning and demonstrate results on images, depth, video and flow. In our work, we use video and audio for cross-modal learning. Compared to their work, we present a new insight for audio-visual learning that optimizing cross-modal similarity is more beneficial than within-modal similarity. We also identify important limitations of cross-modal discrimination and present an approach that goes beyond single instance discrimination by modeling Cross-Modal Agreement. This identifies groups of related videos and allows us to optimize for within-modality discrimination between the related videos. The concurrently proposed [1] uses alternating optimization to find clusters in visual and audio feature spaces, *independently*, and uses them to improve cross-modal features. While our Cross-Modal Agreement method bears resemblance to theirs, we do not use alternating optimization and use *agreements* between the visual and audio representations to directly improve visual similarity rather than just cross-modal similarity.

Multi-view Learning. Multi-view learning aims to find common representations from multiple views of the same phenomenon, and has been widely used to provide learning signals in unsupervised and semi-supervised applications. Classical approaches can be broadly categorized in co-training procedures [6, 7, 38, 45, 63, 81] or semi-supervised methods [49, 66] which seek to maximize the mutual agreement of two views of unlabeled data, multiple kernel learning procedures [5, 35, 39] which naturally model different views by different

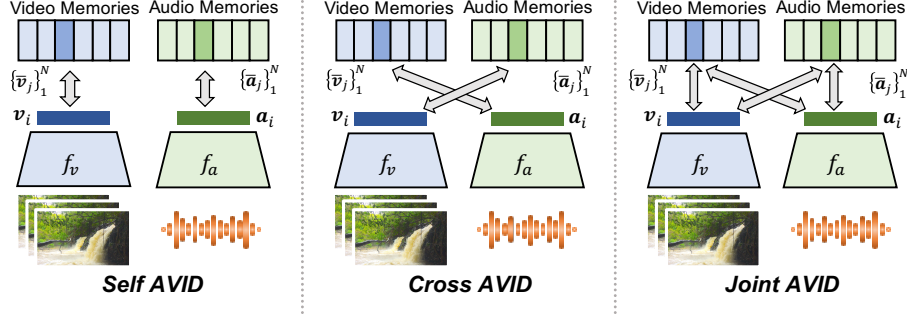


Fig. 2: Variants of the AVID task. Instance discrimination can be accomplished contrasting representations within the same modality (Self-AVID), across modalities (Cross-AVID) or a mixture of the two (Joint-AVID).

kernels, and subspace learning procedures [14, 64] which seek to learn the latent space that generates all views of the data.

Multi-view data is an effective source of supervision for self-supervised representation learning. Examples of commonly used multi-view data include the motion and appearance of a video [77], depth and appearance [30, 88], luminance and chrominance of an image [77, 88], or as in our work sound and video [2, 4, 12, 59]. In our work, we use audio and video as two views of the data. Additionally, we propose Cross-Modal Agreement that identifies groups of videos that agree in both visual and audio spaces which helps us directly learn visual similarity and further improve visual representations.

3 Audio-Visual Instance Discrimination (AVID)

We seek to learn visual representations in a self-supervised manner from unconstrained video and audio by building upon recent advances in instance discrimination [16, 46, 77, 83] and contrastive learning [23, 24, 57].

Goal and Intuition. Consider a dataset of N samples (instances) $\mathcal{S} = \{s_i\}_{i=1}^N$ where each instance s_i is a video s_i^v with a corresponding audio s_i^a . The goal of Audio-Visual Instance Discrimination (AVID) is to learn visual and audio representations $(\mathbf{v}_i, \mathbf{a}_i)$ from the training instances s_i . The learned representations are optimized for ‘instance discrimination’ [16, 46, 83], *i.e.*, must be discriminative of s_i itself as opposed to other instances s_j in the training data. Prior work [16, 83] shows that such a discriminative objective among instances learns semantic representations that capture similarities between the instances.

To accomplish this, two neural networks extract unit norm feature vectors $\mathbf{v}_i = f_v(s_i^v)$ and $\mathbf{a}_i = f_a(s_i^a)$ from the video and audio independently. Slow moving (exponential moving average) representations for both video and audio features $\{(\bar{\mathbf{v}}_i, \bar{\mathbf{a}}_i)\}_{i=1}^N$ are maintained as ‘memory features’ and used as targets for contrastive learning. The AVID task learns representations $(\mathbf{v}_i, \mathbf{a}_i)$ that

are more similar to the memory features of the instance $(\bar{\mathbf{v}}_i, \bar{\mathbf{a}}_i)$ as opposed to memory features of other instances $(\bar{\mathbf{v}}_j, \bar{\mathbf{a}}_j)$, $j \neq i$. However, unlike previous approaches [16, 83] defined on a single modality (but similar to [77]), AVID uses multiple modalities, and thus can assume multiple forms as depicted in Figure 2.

1. **Self-AVID** requires instance discrimination within the same modality - \mathbf{v}_i to $\bar{\mathbf{v}}_i$ and \mathbf{a}_i to $\bar{\mathbf{a}}_i$. This is equivalent to prior work [16, 83] independently applied to the two modalities.
2. **Cross-AVID** optimizes for cross-modal discrimination, *i.e.*, the visual representation \mathbf{v}_i is required to discriminate the accompanying audio memory $\bar{\mathbf{a}}_i$ and vice-versa.
3. **Joint-AVID** combines the Self-AVID and Cross-AVID objectives.

It is not immediately obvious what the relative advantages, if any, of these variants are. In §4, we provide an in-depth empirical study of the impact of these choices on the quality of the learned representations. We now describe the training procedure in detail.

AVID training procedure. AVID is trained using a contrastive learning framework [23, 24], where instance representations are contrasted to those of other (negative) samples.

While various loss functions have been defined for contrastive learning [57, 70], we focus on noise contrastive estimation (NCE) [23]. Let $\bar{\mathbf{x}}_i$ denote the (memory) target representation for a sample s_i . The probability that a feature \mathbf{x} belongs to sample s_i is modeled by a generalized softmax function

$$P(s_i|\mathbf{x}) = \frac{1}{N\bar{Z}} \exp(\mathbf{x}^T \bar{\mathbf{x}}_i / \tau) \quad (1)$$

where $\bar{Z} = \frac{1}{N} \sum_{\mathbf{x}} [\exp(\mathbf{x}^T \bar{\mathbf{x}} / \tau)]$ is the normalized partition function and τ is a temperature hyper-parameter that controls the softness of the distribution. In the case of AVID, \mathbf{x} and $\bar{\mathbf{x}}$ may or may not be from the same modality.

The network f is trained to learn representations by solving multiple binary classification problems where it must choose its own target representation $\bar{\mathbf{x}}_i$ over representations $\bar{\mathbf{x}}_j$ in a negative set. The negative set consists of K ‘other’ instances drawn uniformly from \mathcal{S} , *i.e.*, $\mathcal{N}_i = \mathcal{U}(\mathcal{S})^K$. The probability of a feature \mathbf{x} being from instance s_i as opposed to the instances from the uniformly sampled negative set \mathcal{N}_i is given as

$$P(D = 1|\mathbf{x}, \bar{\mathbf{x}}_i) = \frac{P(s_i|\mathbf{x})}{P(s_i|\mathbf{x}) + K/N} = \frac{\exp(\mathbf{x}^T \bar{\mathbf{x}}_i / \tau)}{\exp(\mathbf{x}^T \bar{\mathbf{x}}_i / \tau) + K\bar{Z}}. \quad (2)$$

The NCE loss is defined as the negative log-likelihood

$$\mathcal{L}_{\text{NCE}}(\mathbf{x}_i; \bar{\mathbf{x}}_i, \mathcal{N}_i) = -\log P(D = 1|\mathbf{x}_i, \bar{\mathbf{x}}_i) - \sum_{j \in \mathcal{N}_i} \log P(D = 0|\mathbf{x}_i, \bar{\mathbf{x}}_j), \quad (3)$$

where $P(D = 0|\cdot) = 1 - P(D = 1|\cdot)$.

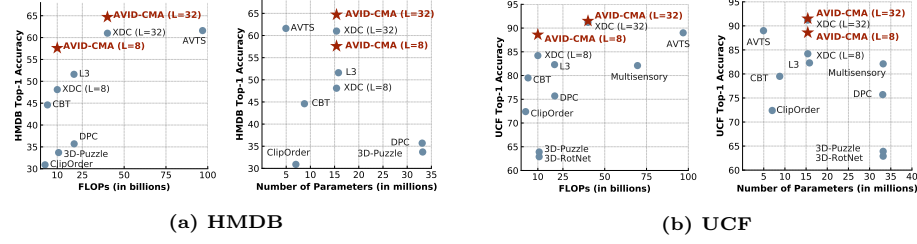


Fig. 3: Top-1 accuracy on UCF and HMDB validation data as a function of the number of model parameters and number of FLOPs (see §6). $L = 8$ and $L = 32$ denote our model finetuned with clips of length 8 and 32, respectively. Our AVID model gives state-of-the-art results compared to prior work.

The three variants of AVID depicted in Figure 2 are trained to optimize variations of the NCE loss of Equation 3, by varying the target representations $\bar{\mathbf{x}}_i$.

$$\mathcal{L}_{\text{Self-AVID}}(\mathbf{v}_i, \mathbf{a}_i) = \mathcal{L}_{\text{NCE}}(\mathbf{v}_i; \bar{\mathbf{v}}_i, \mathcal{N}_i) + \mathcal{L}_{\text{NCE}}(\mathbf{a}_i; \bar{\mathbf{a}}_i, \mathcal{N}_i) \quad (4)$$

$$\mathcal{L}_{\text{Cross-AVID}}(\mathbf{v}_i, \mathbf{a}_i) = \mathcal{L}_{\text{NCE}}(\mathbf{v}_i; \bar{\mathbf{a}}_i, \mathcal{N}_i) + \mathcal{L}_{\text{NCE}}(\mathbf{a}_i; \bar{\mathbf{v}}_i, \mathcal{N}_i) \quad (5)$$

$$\mathcal{L}_{\text{Joint-AVID}}(\mathbf{v}_i, \mathbf{a}_i) = \mathcal{L}_{\text{Self-AVID}}(\mathbf{v}_i, \mathbf{a}_i) + \mathcal{L}_{\text{Cross-AVID}}(\mathbf{v}_i, \mathbf{a}_i) \quad (6)$$

We analyze these variants next and show that the seemingly minor differences between them translate to significant differences in performance.

4 Analyzing AVID

We present experiments to analyze various properties of the AVID task and understand the key factors that enable the different variants of AVID to learn good representations.

4.1 Experimental Setup for Analysis

We briefly describe the experimental setup for analysis and provide the full details in the supplemental material.

Pre-training Dataset. All models are trained using the Audioset dataset [20] which contains 1.8M videos focusing on audio events. This dataset has a wide range of sounds produced by humans, animals, objects, musical instruments, performances, and other common environmental sounds. We randomly subsample 100K videos from this dataset to train our models. We use input video and audio clips of 1 and 2 second duration, respectively. The video model is trained on 16 frames of size 112×112 with standard data augmentation [76]. We preprocess the audio by randomly sampling the audio within 0.5 seconds of the video and compute a log spectrogram of size 100×129 (100 time steps with 129 frequency bands).

Table 1: Variants of AVID. We observe that the Self-AVID and Joint-AVID variants that use within-modality instance discrimination perform poorly compared to Cross-AVID that uses only cross-modal instance discrimination.

Method	block1	block2	block3	block4	Best
Cross-AVID	19.80	26.98	34.81	39.95	39.95
Self-AVID	17.10	22.28	27.23	32.08	32.08
Joint-AVID	18.65	23.60	29.47	33.04	33.04

(a) Accuracy of linear probing on Kinetics.

(b) Accuracy of linear probing on ESC.

Video and audio models. The video model is a smaller version of the R(2+1)D models proposed in [78] with 9 layers. The audio network is a 9 layer 2D ConvNet with batch normalization. In both cases, output activations are max-pooled, projected into a 128-dimensional feature using a multi-layer perceptron (MLP) and normalized into the unit sphere. The MLP is composed of three fully connected layers with 512 hidden units.

Pre-training details. AVID variants are trained to optimize the loss in Equations 4-6 with 1024 random negatives. In early experiments, we increased the number of negatives up to 8192 without seeing noticeable differences in performance. Following [83], we set the temperature hyper-parameter τ to 0.07, the EMA update constant to 0.5, and the normalized partition function \bar{Z} is approximated during the first iteration and kept constant thereafter ($\bar{Z} = 2.2045$). All models are trained with the Adam optimizer [34] for 400 epochs with a learning rate of 1e-4, weight decay of 1e-5, and batch size of 256.

Downstream tasks. We evaluate both the visual and audio features using transfer learning.

- **Visual Features:** We use the Kinetics dataset [80] for action recognition. We evaluate the pre-trained features by linear probing [22, 88] where we keep the pre-trained network fixed and train linear classifiers. We report top-1 accuracy on held-out data by averaging predictions over 25 clips per video.
- **Audio Features:** We evaluate the audio features on the ESC-50 [62] dataset by training linear classifiers on fixed features from the pre-trained audio network. Similar to the video case, we report top-1 accuracy by averaging predictions over 25 clips per video.

4.2 Cross-modal vs. within-modal instance discrimination

We study the three variants of AVID depicted in Figure 2 to understand the differences between cross-modal and within-modal instance discrimination and its impact on the learned representations. We evaluate the video and audio feature representations from these variants and report results in Table 1. We observe that Self-AVID is consistently outperformed by the Cross-AVID variant on both visual and audio tasks.

We believe the reason is that Self-AVID uses within-modality instance discrimination which is an easier pretext task and can be partially solved by matching low-level statistics of the data [2, 15]. This hypothesis is supported by the fact that Joint-AVID, which combines the objectives of both Cross-AVID and Self-AVID, also gives worse performance than Cross-AVID. These results highlight that one *cannot* naively use within-modality instance discrimination when learning audio-visual representations. In contrast, Cross-AVID uses a “harder” cross-modal instance discrimination task where the video features are required to match to the corresponding audio and vice-versa. As a result, it generalizes better to downstream tasks.

5 Calibrating AVID: Better positives and within-modal learning

We will show in §6 that Cross-AVID achieves state-of-the-art performance on action recognition downstream tasks. However, we identify three important limitations in the instance discrimination framework of Equation 3 and the cross-modal loss of Equation 5.

1. **Limited to instances:** Instance discrimination does not account for interactions *between* instances. Thus, two semantically related instances are never grouped together and considered ‘positives’.
2. **False negative sampling:** The negative set \mathcal{N}_i , which consists of *all* other instances s_j , may include instances semantically related to s_i . To make matters worse, contrastive learning requires a large number K of negatives, increasing the likelihood that semantically related samples are used as negatives. This contradicts the goal of representation learning, which is to generate similar embeddings of semantically related inputs.
3. **No within-modality calibration:** The Cross-AVID loss of Equation 5 does not directly optimize for visual similarity $\mathbf{v}_i^T \mathbf{v}_j$. In fact, as shown experimentally in §4.2, doing so can significantly hurt performance. Nevertheless, the lack of within-modality calibration is problematic, as good visual representations should reflect visual feature similarities.

5.1 Relating instances using Cross-Modal Agreement (CMA)

We extend AVID with Cross-Modal Agreement (CMA) to address these shortcomings. CMA builds upon insights from prior work [66] in multi-view learning. We hypothesize that, if two samples are similar in *both* visual and audio feature space, then they are more likely to be semantically related than samples that agree in only one feature space (or do not agree at all). We thus consider instances that agree in both feature spaces to be ‘positive’ samples for learning representations. Similarly, examples with poor agreement in either (or both) spaces are used as negatives. When compared to instance discrimination methods [16, 77, 83], CMA uses a larger positive set of semantically related instances and a more reliable negative set.

As we show next, CMA allows (1) our learning objective to go beyond instances; and (2) direct calibration of visual similarity rather than just cross-modal similarity.

5.2 CMA Learning Objective

We define an agreement score for two instances s_i and s_j as

$$\rho_{ij} = \min(\mathbf{v}_i^T \mathbf{v}_j, \mathbf{a}_i^T \mathbf{a}_j). \quad (7)$$

This is large only when *both* the audio and video similarities are large. A set of positives and negatives is then defined per instance s_i . The positive set \mathcal{P}_i contains the samples that are most similar to s_i in both spaces, while the negative set \mathcal{N}_i contains the complement of \mathcal{P}_i .

$$\mathcal{P}_i = \underset{j=1, \dots, N}{\text{TopK}}(\rho_{ij}) \quad \mathcal{N}_i = \{j | s_j \in (\mathcal{S} \setminus \mathcal{P}_i)\} \quad (8)$$

Furthermore, CMA enables self-supervision beyond single instances. This is achieved with a generalization of the AVID task, which accounts for the correspondences of Equation 8. At training time, K_n negative instances are drawn per sample s_i from the associated negative set \mathcal{N}_i to form set $\mathcal{N}'_i = \mathcal{U}(\mathcal{N}_i)^{K_n}$. The networks f_v, f_a are learned to optimize a combination of *cross-modal instance discrimination* and *within-modal positive discrimination* (wMPD). The former is encouraged through the Cross-AVID loss of Equation 5. The latter exploits the fact that CMA defines *multiple* positive instances \mathcal{P}_i , thus enabling the optimization of within-modality (*i.e.*, visual or audio) positive discrimination

$$\mathcal{L}_{\text{wMPD}}(\mathbf{v}_i, \mathbf{a}_i) = \frac{1}{K_p} \sum_{p \in \mathcal{P}_i} \mathcal{L}_{\text{NCE}}(\mathbf{v}_i; \bar{\mathbf{v}}_p, \mathcal{N}'_i) + \mathcal{L}_{\text{NCE}}(\mathbf{a}_i; \bar{\mathbf{a}}_p, \mathcal{N}'_i). \quad (9)$$

Note that, unlike the Self-AVID objective of Equation 4, this term calibrates within-modal similarities between positive samples. This avoids within-modal comparisons to the instance itself, which was experimentally shown to produce weak representations in §4. We then minimize the weighted sum of the two losses

$$\mathcal{L}_{\text{CMA}}(\mathbf{v}_i, \mathbf{a}_i) = \mathcal{L}_{\text{Cross-AVID}}(\mathbf{v}_i, \mathbf{a}_i) + \lambda \mathcal{L}_{\text{wMPD}}(\mathbf{v}_i, \mathbf{a}_i), \quad (10)$$

where $\lambda > 0$ is an hyper-parameter that controls the weight of the two losses.

Implementation. After Cross-AVID pre-training, cross-modal disagreements are corrected by finetuning the audio and video networks to minimize the loss in Equation 10. Models are initialized with the Cross-AVID model at epoch 200, and trained for 200 additional epochs. We compare these models to a Cross-AVID model trained for 400 epochs, thus controlling for the total number of parameter updates in our comparisons. For each sample, we find 32 positive instances using the CMA criterion of Equation 8 applied to video and audio memory bank representations. For efficiency purposes, the positive set was computed in advance

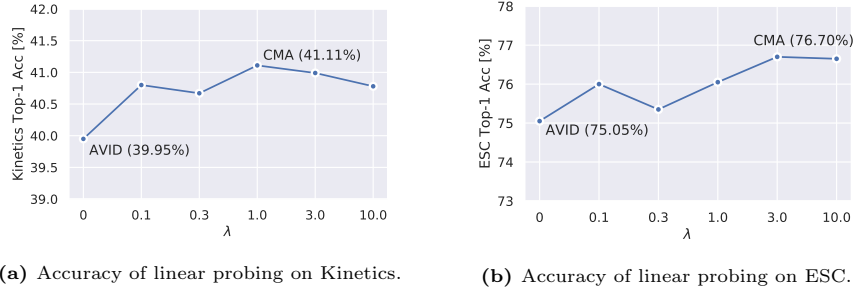


Fig. 4: Ablation of CMA objective. Impact of within-modal positive sample discrimination. A network is pre-trained for different values of hyper-parameter λ in Equation 10, and then evaluated by linear probing on the Kinetics and ESC datasets. Positive sample discrimination can further improve the performance of Cross-AVID.

and remained fixed throughout training. In each iteration, 32 positive memories were sampled from the positive set and 1024 negative memories (not overlapping with positives) were sampled. These positive and negative memories were then used to minimize the CMA loss of Equations 9-10. For evaluation purposes, we use the same protocol as in §4.

5.3 Analyzing the CMA objective

The CMA objective consists of two terms that optimize cross-modal (§3) and within-modal (Equation 9) similarity. We observed in §4.2 that within-modal comparisons for instance discrimination result in poor visual representations due to the relatively easy task of self-discrimination. Intuitively, since CMA identifies groups of instances (\mathcal{P}_i) that are likely to be related, calibrating within-modal similarity within these groups (instead of within the instance itself) should result in a better visual representation. To study this, we use CMA to obtain a positive set \mathcal{P}_i and analyse the CMA objective of Equation 10 by evaluating with different values of the hyper-parameter λ . The results shown Figure 4 validates the advantages of CMA over Cross-AVID (i.e. CMA with $\lambda = 0$).

5.4 CMA calibration

To study the calibration effect of the CMA procedure on within-modal similarities, we analyse the embedding space defined by memory bank representations obtained with both AVID and CMA trained on the Kinetics dataset. Since these representations are restricted to the unit sphere (due to normalization), the average cosine

Table 2: Calibration issues of Cross-AVID. Within and cross modal cosine similarities between random pairs of memory embeddings obtained by Cross-AVID and CMA pre-training.

Cross-AVID			CMA		
	Video	Audio		Video	Audio
Video	0.23	-0.13	Video	0.0	0.0
Audio	-0.13	0.12	Audio	0.0	0.0

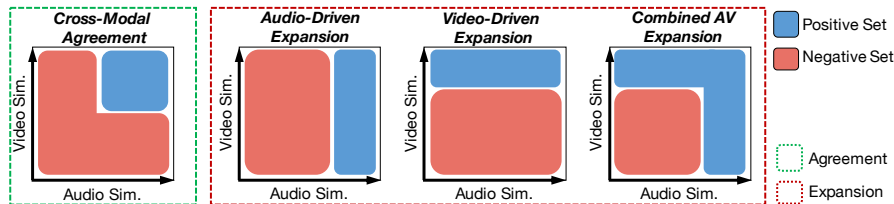
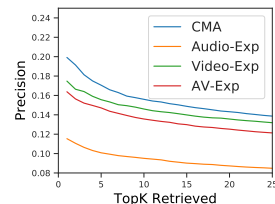


Fig. 5: Cross-Modal Agreement vs. Within-modality Expansion We study the importance of modeling *agreement* across both video and audio similarities. We compare against ‘expansion’ methods that relate instances without modeling agreement.

Method	block1	block2	block3	block4	Best
Cross-AVID (Base)	19.80	26.98	34.81	39.95	39.95
Base + Video-Exp.	19.93	27.39	35.64	40.17	40.17
Base + Audio-Exp.	20.14	27.28	35.68	39.62	39.62
Base + AV Exp	20.04	27.61	36.14	40.58	40.58
Base + CMA	20.16	27.98	36.98	41.11	41.11

(a) Top-1 accuracy of linear probing on Kinetics.



(b) Precision@K

Fig. 6: Positive expansion. Impact of cross-modal agreements while relating instances. Modeling agreements enables better transfer for action recognition (6a). Expansion methods generate agreements of worse precision (6b).

similarity between two randomly chosen samples is expected to be 0 (assuming a uniform distribution of samples over the entire sphere). However, as shown in Table 2, within-modal similarities are larger than expected when training with Cross-AVID, i.e. Cross-AVID learns collapsed video and audio representations (video features are on average closer to other random video features than the space permits). This is likely due to the lack of within-modal negatives when training for cross-modal discrimination. CMA addresses this issue by seeking within modal discrimination of positive samples. As seen in Table 2, CMA effectively addresses the feature collapsing problem observed for Cross-AVID.

5.5 Cross-Modal Agreement vs. Within-modality Expansion

Our CMA method expands the positive set \mathcal{P}_i to include instances that *agree* in both video and audio spaces. We also inspected whether modeling this agreement is crucial for relating instances by exploring alternatives that do not model agreements in both spaces (see Figure 5). We consider alternatives that expand the set \mathcal{P}_i by looking at instances that are similar in 1) only the audio space; 2) only the video space; or 3) either video or audio space. Each method in Figure 5 is trained to optimize the objective of Equation 10 with the corresponding \mathcal{P}_i . We also compare against the Cross-AVID baseline that uses only the instance itself as the positive set. Transfer performance is reported in Figure 6a.

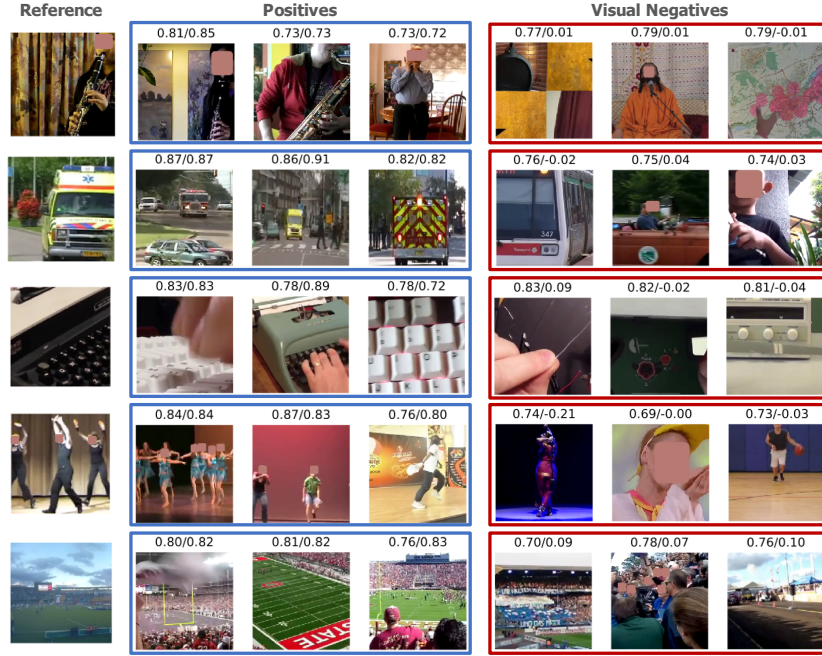


Fig. 7: Examples extracted by the CMA procedure. For each reference image, we show four images in their respective positive sets (Equation 8). We also show four negatives that were rejected from the positive set due to low audio similarity. Each image is annotated with the video/audio similarity to the reference.

Compared to Cross-AVID, expanding the set of positives using only audio similarity (third row) hurts performance on Kinetics, and relying on video similarities alone (second row) only provides marginal improvements. We believe that expanding the set of positives only based on visual similarity does not improve the performance of visual features since the positives are *already close* in the feature space, and do not add extra information. CMA provides consistent gains over all methods on Kinetics suggesting that modeling *agreement* can provide better positive sets for representation learning of visual features.

Qualitative Understanding. We show examples of the positive and negative sets found by CMA in Figure 7 and observe that CMA can group together semantically related concepts. As it uses agreement between both spaces, it can distinguish visually similar concepts like (second row) an ambulance from a bus based on audio similarity. We further inspect CMA in Figure 6b by looking at the precision@ K of the positive set \mathcal{P}_i measured against ground truth labels. CMA consistently finds more precise positive sets compared to the within-modality expansion methods showing the advantages of modeling agreement.

6 Comparison to prior work

Self-supervised learning of video representations has received much attention recently, with several pretext tasks being proposed, including temporal order verification [44, 50, 84], spatiotemporal predictive coding [25], and audiovisual sync/off-sync verification [2, 36, 58]. We now compare our Cross-AVID and CMA procedures to these recent efforts.

Experimental setup. We briefly describe the experimental setup for comparisons to prior work, and refer the reader to supplementary material for full details. We use the 18-layer R(2+1)D network of [78] as the video encoder and a 9-layer (2D) CNN with batch normalization as the audio encoder. Models are trained on Kinetics-400 [80] and the full Audioset [20] datasets, containing 240K and 1.8M video instances, respectively. Video clips composed of 8 frames of size 224×224 are extracted at a frame rate of 16fps with standard data augmentation procedures [76]. Two seconds of audio is randomly sampled within 0.5 seconds of the video at a 24kHz sampling rate, and spectrograms of size 200×257 (200 time steps with 257 frequency bands) are used as the input to the audio network. For Cross-AVID, the cross-modal discrimination loss of Equation 5 is optimized with $K = 1024$ negative instances. We then find 128 positive instances for each sample using cross-modal agreements (Equation 8), and optimize the CMA criterion of Equation 10 with $K_p = 32$ positive, $K_n = 1024$ negative samples and $\lambda = 1.0$. Video representations are evaluated on action recognition (§6.1), and audio representations on sound classification (§6.2).

6.1 Action recognition

We follow prior work [25, 36, 77] and evaluate visual representations on the UCF-101 [73] and HMDB-51 [37] datasets, by full network fine-tuning. Due to the large variability of experimental setups used in the literature, it is unrealistic to provide a direct comparison to all methods, as these often use different network encoders trained on different datasets with input clips of different lengths. To increase the

Table 3: Top-1 accuracy on UCF and HMDB by full network finetuning with various pre-training datasets and clips of different sizes. Methods organized by pre-training dataset. *Re-implemented by us.

Method	Input Size	UCF	HMDB
<i>Pre-training DB: UCF</i>			
Shuffle&Learn [50]	1×227^2	50.2	18.1
OPN [44]	1×227^2	56.3	23.8
ST Order [9]	1×227^2	58.6	25.0
CMC [77]	1×227^2	59.1	26.7
<i>Pre-training DB: Kinetics</i>			
3D-RotNet [31]	16×112^2	62.9	33.7
3D-ST-Puzzle [33]	16×112^2	63.9	33.7
ClipOrder [84]	16×112^2	72.4	30.9
DPC [25]	25×128^2	75.7	35.7
CBT [75]	16×112^2	79.5	44.6
L3* [2]	16×224^2	74.4	47.8
AVTS [36]	25×224^2	85.8	56.9
XDC [1]	8×224^2	74.2	39.0
	32×224^2	84.2	47.1
Cross-AVID	8×224^2	82.3	49.1
	32×224^2	86.9	59.9
AVID+CMA	8×224^2	83.7	49.5
	32×224^2	87.5	60.8
<i>Pre-training DB: Audioset</i>			
L3* [2]	16×224^2	82.3	51.6
Multisensory [58]	64×224^2	82.1	—
AVTS [36]	25×224^2	89.0	61.6
XDC [1]	8×224^2	84.9	48.8
	32×224^2	91.2	61.0
Cross-AVID	8×224^2	88.3	57.5
	32×224^2	91.0	64.1
AVID+CMA	8×224^2	88.6	57.6
	32×224^2	91.5	64.7

range of meaningful comparisons, we fine-tuned our models using clips with both 8 and 32 frames. At inference time, video-level predictions are provided by averaging clip-level predictions for 10 uniformly sampled clips [36]. We report top-1 accuracy averaged over the three train/test splits provided with the original datasets.

Table 3 compares the transfer performance of Cross-AVID and CMA with previous self-supervised approaches. To enable well grounded comparisons, we also list for each method the pre-training dataset, and clip dimensions used while finetuning on UCF and HMDB. Despite its simplicity, Cross-AVID achieves state-of-the-art performance for equivalent data settings in most cases. In particular, when pre-trained on Audioset, Cross-AVID outperformed other audio-visual SSL methods such as L3 and AVTS by at least 1.0% on UCF and 2.5% on HMDB. Similar to Cross-AVID, L3 and AVTS propose to learn audio-visual representations by predicting whether audio/video pairs are in-sync. However, these methods optimize for the audio visual correspondence task, which fails to reason about the data distribution at large. Cross-AVID also outperforms the concurrently proposed XDC. Figure 3 shows the transfer performance as a function of the number of model parameters and FLOPs. Our model is efficient both in terms of parameters and FLOPs while providing consistent gains over prior work.

Effect of CMA. We believe that the cross-modal term in AVID provides a strong source of self-supervision due to the inherent paired nature of vision and sound. CMA enables within-modal discrimination and ensures that visual similarities are well calibrated. This can be observed in the linear probing experiments in Figure 6a. We observe that in the full fine-tuning evaluation on UCF and HMDB (Table 3), CMA provides only marginal improvements over Cross-AVID. Prior work [22, 88] observes that full fine-tuning significantly modifies the visual features and tests the network initialization aspect of pre-training rather than the semantic quality of the representation. Thus, we believe that the feature calibration benefits of using CMA are diminished when full finetuning. We confirmed this observation by transferring both Cross-AVID and AVID+CMA representations learned on the full Audioset dataset to the action recognition task on the Kinetics dataset by linear probing [22, 88]. Cross-AVID achieves a top-1 accuracy of 45.9% and AVID+CMA 48.9%. Together with Figure 6a and Figure 6b, these results indicate that CMA improves visual representations and has the potential to benefit future multi-modal research.

6.2 Sound recognition

Audio representations are evaluated on the ESC-50 [62] and DCASE [74] datasets by linear probing [22] for the task of sound recognition. Following [36], both ESC and DCASE results are obtained by training a linear one-vs-all SVM classifier on the audio representations generated by the pre-trained models at the final layer before pooling. For training, we extract 10 clips per sample on the ESC dataset

and 60 clips per sample on DCASE [36]. At test time, sample level predictions are obtained by averaging 10 clip level predictions, and the top-1 accuracy is reported in Table 4. For the ESC dataset, performance is the average over the 5 original train/test splits. Similarly to video, audio representations learned by Cross-AVID and CMA outperform prior work, outperforming ConvRBM on the ESC dataset by 2.7% and AVTS on DCASE by 3%.

7 Discussion

We proposed a self-supervised method to learn visual and audio representations by contrasting visual representations against multiple audios, and vice versa. Our method, Audio-Visual Instance Discrimination (AVID) builds upon recent advances in contrastive learning [77, 83] to learn state-of-the-art representations that outperform prior work on action recognition and sound classification. We propose and analyze multiple variants of the AVID task to show that optimizing for cross-modal similarity and not within-modal similarity matters for learning from video and audio.

In §5.1, we identified key limitations of the instance discrimination framework and proposed CMA to use agreement in the video and audio feature spaces to group together related videos. CMA helps us relate *multiple* instances by identifying more related videos (Figure 3). CMA also helps us reject ‘false positives’, *i.e.*, videos that are similar visually but differ in the audio space. We show that using these groups of related videos allows us to optimize for within-modal similarity, in addition to cross-modal similarity and improve visual and audio representations. The generalization of CMA suggests that cross-modal agreements provide non-trivial correspondences between samples and are a useful way to learn improved representations in a multi-modal setting.

Acknowledgments: We are grateful to Rob Fergus and Laurens van der Maaten for their feedback and support; Rohit Girdhar for feedback on the manuscript; and Bruno Korbar for help with the baselines.

Table 4: Top-1 accuracy of linear classification on ESC-50 and DCASE datasets. Methods organized by pre-training dataset.

Method	ESC	DCASE
<i>Pre-training DB: None</i>		
RandomForest [62]	44.3	–
ConvNet [61]	64.5	–
ConvRBM [68]	86.5	–
<i>Pre-training DB: Flickr-SoundNet</i>		
SoundNet [4]	74.2	88
L3 [2]	79.3	93
<i>Pre-training DB: Kinetics</i>		
AVTS [36]	76.7	91
XDC [1]	78.5	–
Cross-AVID	77.6	93
AVID+CMA	79.1	93
<i>Pre-training DB: Audioset</i>		
AVTS [36]	80.6	93
XDC [1]	85.8	–
Cross-AVID	89.2	96
AVID+CMA	89.1	96

Bibliography

- [1] Alwassel, H., Mahajan, D., Torresani, L., Ghanem, B., Tran, D.: Self-supervised learning by cross-modal audio-video clustering. arXiv preprint arXiv:1911.12667 (2019)
- [2] Arandjelovic, R., Zisserman, A.: Look, listen and learn. In: Proceedings of the International Conference on Computer Vision (ICCV) (2017)
- [3] Arandjelovic, R., Zisserman, A.: Objects that sound. In: Proceedings of the European Conference on Computer Vision (ECCV) (2018)
- [4] Aytar, Y., Vondrick, C., Torralba, A.: Soundnet: Learning sound representations from unlabeled video. In: Advances in Neural Information Processing Systems (NeurIPS) (2016)
- [5] Bach, F.R., Lanckriet, G.R., Jordan, M.I.: Multiple kernel learning, conic duality, and the smo algorithm. In: Proceeding of the International Conference on Machine Learning (ICML) (2004)
- [6] Bickel, S., Scheffer, T.: Multi-view clustering. In: Proceedings of the IEEE International Conference on Data Mining (ICDM) (2004)
- [7] Blum, A., Mitchell, T.: Combining labeled and unlabeled data with co-training. In: Proceedings of the Annual Conference on Computational Learning Theory (1998)
- [8] Bojanowski, P., Joulin, A.: Unsupervised learning by predicting noise. In: Proceeding of the International Conference on Machine Learning (ICML) (2017)
- [9] Buchler, U., Brattoli, B., Ommer, B.: Improving spatiotemporal self-supervision by deep reinforcement learning. In: Proceedings of the European Conference on Computer Vision (ECCV) (2018)
- [10] Caron, M., Bojanowski, P., Joulin, A., Douze, M.: Deep clustering for unsupervised learning of visual features. In: Proceedings of the European Conference on Computer Vision (ECCV) (2018)
- [11] Caron, M., Bojanowski, P., Mairal, J., Joulin, A.: Unsupervised pre-training of image features on non-curated data. In: Proceedings of the International Conference on Computer Vision (ICCV) (2019)
- [12] Chung, J.S., Zisserman, A.: Out of time: automated lip sync in the wild. In: Proceedings of the Asian Conference on Computer Vision (ACCV) (2016)
- [13] Deshpande, A., Rock, J., Forsyth, D.: Learning large-scale automatic image colorization. In: Proceedings of the International Conference on Computer Vision (ICCV) (2015)
- [14] Diethe, T., Hardoon, D.R., Shawe-Taylor, J.: Multiview fisher discriminant analysis. In: Workshop in Advances in Neural Information Processing Systems (NeurIPS) (2008)
- [15] Doersch, C., Gupta, A., Efros, A.A.: Unsupervised visual representation learning by context prediction. In: Proceedings of the International Conference on Computer Vision (ICCV) (2015)
- [16] Dosovitskiy, A., Fischer, P., Springenberg, J.T., Riedmiller, M., Brox, T.: Discriminative unsupervised feature learning with exemplar convolutional neural networks. *IEEE Transactions on Pattern Analysis and Machine Intelligence (TPAMI)* **38**(9), 1734–1747 (2016)

- [17] Dwibedi, D., Aytar, Y., Tompson, J., Sermanet, P., Zisserman, A.: Temporal cycle-consistency learning. In: IEEE Conference on Computer Vision and Pattern Recognition (CVPR) (2019)
- [18] Feng, Z., Xu, C., Tao, D.: Self-supervised representation learning by rotation feature decoupling. In: Proceedings of the Conference on Computer Vision and Pattern Recognition (CVPR) (2019)
- [19] Fernando, B., Bilen, H., Gavves, E., Gould, S.: Self-supervised video representation learning with odd-one-out networks. In: Proceedings of the Conference on Computer Vision and Pattern Recognition (CVPR) (2017)
- [20] Gemmeke, J.F., Ellis, D.P., Freedman, D., Jansen, A., Lawrence, W., Moore, R.C., Plakal, M., Ritter, M.: Audio set: An ontology and human-labeled dataset for audio events. In: IEEE International Conference on Acoustics, Speech and Signal Processing (ICASSP) (2017)
- [21] Gidaris, S., Singh, P., Komodakis, N.: Unsupervised representation learning by predicting image rotations. In: Proceedings of the International Conference on Learning Representations (ICLR) (2018)
- [22] Goyal, P., Mahajan, D., Gupta, A., Misra, I.: Scaling and benchmarking self-supervised visual representation learning. In: Proceedings of the International Conference on Computer Vision (ICCV) (2019)
- [23] Gutmann, M., Hyvärinen, A.: Noise-contrastive estimation: A new estimation principle for unnormalized statistical models. In: ICAIS (2010)
- [24] Hadsell, R., Chopra, S., LeCun, Y.: Dimensionality reduction by learning an invariant mapping. In: Proceedings of the Conference on Computer Vision and Pattern Recognition (CVPR) (2006)
- [25] Han, T., Xie, W., Zisserman, A.: Video representation learning by dense predictive coding. In: Workshop on Large Scale Holistic Video Understanding, ICCV (2019)
- [26] He, K., Fan, H., Wu, Y., Xie, S., Girshick, R.: Momentum contrast for unsupervised visual representation learning. arXiv preprint arXiv:1911.05722 (2019)
- [27] Hénaff, O.J., Razavi, A., Doersch, C., Eslami, S., Oord, A.v.d.: Data-efficient image recognition with contrastive predictive coding. arXiv preprint arXiv:1905.09272 (2019)
- [28] Hjelm, R.D., Fedorov, A., Lavoie-Marchildon, S., Grewal, K., Bachman, P., Trischler, A., Bengio, Y.: Learning deep representations by mutual information estimation and maximization. arXiv preprint arXiv:1808.06670 (2018)
- [29] Ji, X., Henriques, J.F., Vedaldi, A.: Invariant information distillation for unsupervised image segmentation and clustering. arXiv preprint arXiv:1807.06653 (2018)
- [30] Jiang, H., Larsson, G., Maire Greg Shakhnarovich, M., Learned-Miller, E.: Self-supervised relative depth learning for urban scene understanding. In: Proceedings of the European Conference on Computer Vision (ECCV) (2018)
- [31] Jing, L., Tian, Y.: Self-supervised spatiotemporal feature learning by video geometric transformations. arXiv preprint arXiv:1811.11387 (2018)
- [32] Kidron, E., Schechner, Y.Y., Elad, M.: Pixels that sound. In: IEEE Computer Society Conference on Computer Vision and Pattern Recognition (CVPR) (2005)
- [33] Kim, D., Cho, D., Kweon, I.S.: Self-supervised video representation learning with space-time cubic puzzles. In: AAAI Conference on Artificial Intelligence (2019)
- [34] Kingma, D.P., Ba, J.: Adam: A method for stochastic optimization. arXiv preprint arXiv:1412.6980 (2014)
- [35] Kloft, M., Blanchard, G.: The local rademacher complexity of lp-norm multiple kernel learning. In: Advances in Neural Information Processing Systems (NeurIPS) (2011)

- [36] Korbar, B., Tran, D., Torresani, L.: Cooperative learning of audio and video models from self-supervised synchronization. In: *Advances in Neural Information Processing Systems (NeurIPS)* (2018)
- [37] Kuehne, H., Jhuang, H., Garrote, E., Poggio, T., Serre, T.: HMDB: a large video database for human motion recognition. In: *2011 International Conference on Computer Vision (ICCV)*. IEEE (2011)
- [38] Kumar, A., Rai, P., Daume, H.: Co-regularized multi-view spectral clustering. In: *Advances in Neural Information Processing Systems (NeurIPS)* (2011)
- [39] Lanckriet, G.R., Cristianini, N., Bartlett, P., Ghaoui, L.E., Jordan, M.I.: Learning the kernel matrix with semidefinite programming. *Journal of Machine Learning Research* **5**(Jan), 27–72 (2004)
- [40] Larsson, G., Maire, M., Shakhnarovich, G.: Learning representations for automatic colorization. In: *Proceedings of the European Conference on Computer Vision (ECCV)* (2016)
- [41] Larsson, G., Maire, M., Shakhnarovich, G.: Colorization as a proxy task for visual understanding. In: *Proceedings of the Conference on Computer Vision and Pattern Recognition (CVPR)* (2017)
- [42] Le, Q.V.: Building high-level features using large scale unsupervised learning. In: *international Conference on Acoustics, Speech and Signal Processing (ICASSP)* (2013)
- [43] Lee, H., Battle, A., Raina, R., Ng, A.Y.: Efficient sparse coding algorithms. In: *Advances in Neural Information Processing Systems (NeurIPS)* (2007)
- [44] Lee, H.Y., Huang, J.B., Singh, M., Yang, M.H.: Unsupervised representation learning by sorting sequences. In: *IEEE Conference on Computer Vision and Pattern Recognition (CVPR)* (2017)
- [45] Ma, F., Meng, D., Xie, Q., Li, Z., Dong, X.: Self-paced co-training. In: *Proceeding of the International Conference on Machine Learning (ICML)* (2017)
- [46] Malisiewicz, T., Gupta, A., Efros, A.A.: Ensemble of exemplar-svms for object detection and beyond. In: *Proceedings of the International Conference on Computer Vision (ICCV)* (2011)
- [47] Masci, J., Meier, U., Cireşan, D., Schmidhuber, J.: Stacked convolutional auto-encoders for hierarchical feature extraction. In: *ICANN*. Springer (2011)
- [48] Misra, I., van der Maaten, L.: Self-supervised learning of pretext-invariant representations. In: *IEEE Conference on Computer Vision and Pattern Recognition (CVPR)* (2020)
- [49] Misra, I., Shrivastava, A., Hebert, M.: Watch and learn: Semi-supervised learning for object detectors from video. In: *Proceedings of the Conference on Computer Vision and Pattern Recognition (CVPR)* (2015)
- [50] Misra, I., Zitnick, C.L., Hebert, M.: Shuffle and learn: unsupervised learning using temporal order verification. In: *Proceedings of the European Conference on Computer Vision (ECCV)* (2016)
- [51] Mobahi, H., Collobert, R., Weston, J.: Deep learning from temporal coherence in video. In: *Proceeding of the International Conference on Machine Learning (ICML)* (2009)
- [52] Morgado, P., Nvasconcelos, N., Langlois, T., Wang, O.: Self-supervised generation of spatial audio for 360 video. In: *Advances in Neural Information Processing Systems (NeurIPS)* (2018)
- [53] Noroozi, M., Favaro, P.: Unsupervised learning of visual representations by solving jigsaw puzzles. In: *Proceedings of the European Conference on Computer Vision (ECCV)* (2016)

- [54] Noroozi, M., Pirsiavash, H., Favaro, P.: Representation learning by learning to count. In: Proceedings of the International Conference on Computer Vision (ICCV) (2017)
- [55] Olshausen, B.A.: Sparse coding of time-varying natural images. In: Proc. of the Int. Conf. on Independent Component Analysis and Blind Source Separation (2000)
- [56] Olshausen, B.A., Field, D.J.: Emergence of simple-cell receptive field properties by learning a sparse code for natural images. *Nature* **381**(6583), 607 (1996)
- [57] Oord, A.v.d., Li, Y., Vinyals, O.: Representation learning with contrastive predictive coding. arXiv preprint arXiv:1807.03748 (2018)
- [58] Owens, A., Efros, A.A.: Audio-visual scene analysis with self-supervised multisensory features. In: Proceedings of the European Conference on Computer Vision (ECCV) (2018)
- [59] Owens, A., Wu, J., McDermott, J.H., Freeman, W.T., Torralba, A.: Ambient sound provides supervision for visual learning. In: Proceedings of the European Conference on Computer Vision (ECCV) (2016)
- [60] Pathak, D., Girshick, R., Dollár, P., Darrell, T., Hariharan, B.: Learning features by watching objects move. In: Proceedings of the Conference on Computer Vision and Pattern Recognition (CVPR) (2017)
- [61] Piczak, K.J.: Environmental sound classification with convolutional neural networks. In: IEEE International Workshop on Machine Learning for Signal Processing (MLSP) (2015)
- [62] Piczak, K.J.: Esc: Dataset for environmental sound classification. In: Proceedings of the ACM International Conference on Multimedia (2015)
- [63] Qiao, S., Shen, W., Zhang, Z., Wang, B., Yuille, A.: Deep co-training for semi-supervised image recognition. In: Proceedings of the European Conference on Computer Vision (ECCV) (2018)
- [64] Quadrianto, N., Lampert, C.: Learning multi-view neighborhood preserving projections. In: Proceeding of the International Conference on Machine Learning (ICML) (2011)
- [65] Ranzato, M., Huang, F.J., Boureau, Y.L., LeCun, Y.: Unsupervised learning of invariant feature hierarchies with applications to object recognition. In: Proceedings of the Conference on Computer Vision and Pattern Recognition (CVPR) (2007)
- [66] Rosenberg, C., Hebert, M., Schneiderman, H.: Semi-supervised self-training of object detection models. In: WACV (2005)
- [67] de Sa, V.R.: Learning classification with unlabeled data. In: Advances in Neural Information Processing Systems (NeurIPS) (1994)
- [68] Sailor, H.B., Agrawal, D.M., Patil, H.A.: Unsupervised filterbank learning using convolutional restricted boltzmann machine for environmental sound classification. In: InterSpeech (2017)
- [69] Salakhutdinov, R., Hinton, G.: Deep boltzmann machines. In: Artificial intelligence and statistics. pp. 448–455 (2009)
- [70] Schroff, F., Kalenichenko, D., Philbin, J.: Facenet: A unified embedding for face recognition and clustering. In: Proceedings of the IEEE Conference on Computer Vision and Pattern Recognition (CVPR) (2015)
- [71] Senocak, A., Oh, T.H., Kim, J., Yang, M.H., So Kweon, I.: Learning to localize sound source in visual scenes. In: Proceedings of the Conference on Computer Vision and Pattern Recognition (CVPR) (2018)
- [72] Sermanet, P., Lynch, C., Chebotar, Y., Hsu, J., Jang, E., Schaal, S., Levine, S., Brain, G.: Time-contrastive networks: Self-supervised learning from video. In: Proceedings of the International Conference on Robotics and Automation (ICRA) (2018)

- [73] Soomro, K., Zamir, A.R., Shah, M.: UCF101: A dataset of 101 human actions classes from videos in the wild. Tech. Rep. CRCV-TR-12-01 (2012)
- [74] Stowell, D., Giannoulis, D., Benetos, E., Lagrange, M., Plumbley, M.D.: Detection and classification of acoustic scenes and events. *IEEE Transactions on Multimedia* **17**(10), 1733–1746 (2015)
- [75] Sun, C., Baradel, F., Murphy, K., Schmid, C.: Contrastive bidirectional transformer for temporal representation learning. *arXiv preprint arXiv:1906.05743* (2019)
- [76] Szegedy, C., Liu, W., Jia, Y., Sermanet, P., Reed, S., Anguelov, D., Erhan, D., Vanhoucke, V., Rabinovich, A.: Going deeper with convolutions. In: *Proceedings of the Conference on Computer Vision and Pattern Recognition (CVPR)* (2015)
- [77] Tian, Y., Krishnan, D., Isola, P.: Contrastive multiview coding. In: *Workshop on Self-Supervised Learning, ICML* (2019)
- [78] Tran, D., Wang, H., Torresani, L., Ray, J., LeCun, Y., Paluri, M.: A closer look at spatiotemporal convolutions for action recognition. In: *Proceedings of the Conference on Computer Vision and Pattern Recognition (CVPR)* (2018)
- [79] Vincent, P., Larochelle, H., Bengio, Y., Manzagol, P.A.: Extracting and composing robust features with denoising autoencoders. In: *Proceeding of the International Conference on Machine Learning (ICML)*. ACM (2008)
- [80] W. Kay, J. Carreira, K. Simonyan, B. Zhang, C. Hillier, S. Vijayanarasimhan, F. Viola, T. Green, T. Back, P. Natsev, M. Suleyman, and A. Zisserman: The kinetics human action video dataset. *arXiv:1705.06950* (2017)
- [81] Wang, W., Zhou, Z.H.: Analyzing co-training style algorithms. In: *Proceeding of the European Conference on Machine Learning (ECML)*. Springer (2007)
- [82] Wang, X., Gupta, A.: Unsupervised learning of visual representations using videos. In: *Proceedings of the International Conference on Computer Vision (ICCV)* (2015)
- [83] Wu, Z., Xiong, Y., Yu, S.X., Lin, D.: Unsupervised feature learning via non-parametric instance discrimination. In: *IEEE Conference on Computer Vision and Pattern Recognition (CVPR)* (2018)
- [84] Xu, D., Xiao, J., Zhao, Z., Shao, J., Xie, D., Zhuang, Y.: Self-supervised spatiotemporal learning via video clip order prediction. In: *Proceedings of the IEEE Conference on Computer Vision and Pattern Recognition (CVPR)* (2019)
- [85] Ye, M., Zhang, X., Yuen, P.C., Chang, S.F.: Unsupervised embedding learning via invariant and spreading instance feature. In: *Proceedings of the Conference on Computer Vision and Pattern Recognition (CVPR)* (2019)
- [86] Zhang, L., Qi, G.J., Wang, L., Luo, J.: Aet vs. aed: Unsupervised representation learning by auto-encoding transformations rather than data. In: *Proceedings of the Conference on Computer Vision and Pattern Recognition (CVPR)* (2019)
- [87] Zhang, R., Isola, P., Efros, A.A.: Colorful image colorization. In: *Proceedings of the European Conference on Computer Vision (ECCV)* (2016)
- [88] Zhang, R., Isola, P., Efros, A.A.: Split-brain autoencoders: Unsupervised learning by cross-channel prediction. In: *Proceedings of the Conference on Computer Vision and Pattern Recognition (CVPR)* (2017)
- [89] Zhuang, C., Zhai, A.L., Yamins, D.: Local aggregation for unsupervised learning of visual embeddings. In: *Proceedings of the International Conference on Computer Vision (ICCV)* (2019)

Supplemental Material

A Experimental setup

Architecture details The architecture details of the video and audio networks used in the analysis experiments are shown in Table 9, and those used for comparison to prior work is shown in Table 10.

Pre-training hyper-parameters Optimization and data augmentation hyper-parameters for AVID and CMA pre-training are provided in Table 7.

Action recognition hyper-parameters Optimization and data augmentation hyper-parameters for action recognition tasks are provided in Table 8.

Video pre-processing Video clips are extracted at 16 fps and augmented with standard techniques, namely random multi-scale cropping with 8% minimum area, random horizontal flipping and color and temporal jittering. Color jittering hyper-parameters are shown in Table 7 for pre-training and Table 8 for transfer into downstream tasks.

Audio pre-processing Audio signals are loaded at 24kHz, instead of 48kHz, because a large number of Audioset audio samples do not contain these high frequencies. The spectrogram is computed by taking the FFT on 20ms windows with either 10ms (§4, §5) or 20ms (§6) hop-size. We then convert the spectrogram to a log scale, and Z-normalize its intensity using mean and standard deviation values computed on the training set. We use volume and temporal jittering for data augmentation. Volume jittering is accomplished by multiplying the audio waveform by a constant factor randomly sampled between 0.9 and 1.1, and applied uniformly over time. Temporal jittering is done by randomly sampling the audio starting time within 0.5s of the video, and randomly selecting the total audio duration between 1.4s and 2.8s and rescaling back to the expected number of audio frames.

B Longer AVID pre-training

To ensure that the benefits of CMA are not caused by longer training, we trained Cross-AVID for the same number of epochs as AVID+CMA. The Cross-AVID performance on Kinetics after 200 and 400 training epochs are shown in Table 5. Cross-AVID transfer performance seem to have already saturated after 200 epochs of pre-training.

Table 5: Top-1 accuracy of linear probing on Kinetics evaluated after 200 and 400 epochs of Cross-AVID training.

Method	block1	block2	block3	block4	Best
Cross-AVID (ep 200)	19.84	26.87	34.64	39.87	39.87
Cross-AVID (ep 400)	19.80	26.98	34.81	39.95	39.95

C CMA calibration

To further study the benefits effect of the CMA procedure, we measured the classification performance of memory representations obtained with both AVID and CMA trained on the Kinetics dataset. We randomly split the 220K training samples, for which memory representations are available, into a train/validation set (70/30% ratio). We then train a linear classifier on the training set (using either video, audio or the concatenation of both, ConvNet is kept fixed), and evaluate the performance on the validation set. The train/validation splits are sampled 5 times and average performance is reported. The top-1 accuracies are shown in Table 6.

Table 6: Top-1 accuracy of linear probing of memory representations (video, audio and both concatenated).

Method	Video Mem	Audio Mem	Combined Mem
Cross-AVID	29.01±0.14	19.67±0.09	34.68±0.15
CMA	34.00±0.25	21.98±0.11	38.91±0.14

Table 7: Pre-training optimization hyper-parameters. CMA models are initialized by the AVID model obtained at epoch 200. bs batch size; lr learning rate; wd weight decay; ep number of epochs; es number of samples per epoch; msc - multi-scale cropping; hf - horizontal flip probability; bj/sj/cj/hj - brightness/saturation/contrast/hue jittering intensity.

Method	DB	bs	lr	wd	ep	es	msc	hf	bj	sj	cj	hj
AVID (§4)	Audioset	32	5e-4	1e-5	400	1e5	✓	0.5	0.4	0.4	0.4	0.2
AVID (§6)	Audioset	32	5e-4	1e-5	200	1.8e6	✓	0.5	0.4	0.4	0.4	0.2
AVID (§6)	Kinetics	32	2e-4	1e-5	300	2.4e5	✓	0.5	0.4	0.4	0.4	0.2
CMA (§5.3, §5.4)	Audioset	32	5e-4	1e-5	200	1e5	✓	0.5	0.4	0.4	0.4	0.2
CMA (§6)	Audioset	32	5e-4	1e-5	200	1.8e6	✓	0.5	0.4	0.4	0.4	0.2
CMA (§6)	Kinetics	32	2e-4	1e-5	300	2.4e5	✓	0.5	0.4	0.4	0.4	0.2

Table 8: Transfer learning optimization and data augmentation hyper-parameters. bs - batch size; lr - learning rate; wd - weight decay; ep - number of epochs; es - number of samples per epoch; gm - learning rate decay factor; mls - milestones for learning rate decay; msc - multi-scale cropping; hf - horizontal flip probability; bj/sj/cj/hj - brightness/saturation/contrast/hue jittering intensity.

DB	input size	bs	lr	wd	ep	es	gm	mls
Kinetics (§4, §5)	16×112^2	32	1e-4	0.	20	1e4	0.3	8,12,15,18
UCF (§6)	8×224^2	32	1e-4	0.	160	1e4	0.3	60,100,140
UCF (§6)	32×224^2	16	1e-4	0.	80	1e4	0.3	30,50,70
HMDB (§6)	8×224^2	32	1e-4	0.	250	3.4e3	0.3	75,150,200
HMDB (§6)	32×224^2	16	1e-4	0.	100	3.4e3	0.3	30,60,80

DB	msc	hf	bj	sj	cj	hj
Kinetics (§4, §5)	✓	0.5	0.	0.	0.	0.
UCF (§6)	✓	0.5	0.4	0.4	0.4	0.2
HMDB (§6)	✓	0.5	1.	1.	1.	0.2

Table 9: Architecture details of R(2+1)D video network and Conv2D audio network for analysis experiments (§4, §5.3, §5.4). The video network is based of R(2+1)D convolutions, and the audio on 2D convolutions. Both video and audio networks use ReLU activations and batch normalization at each layer. X_s spatial activation size, X_t temporal activation size, X_f frequency activation size, C number of channels, K_s spatial kernel size, K_t temporal kernel size, K_f frequency kernel size, S_s spatial stride, S_t temporal stride, S_f frequency stride.

Video Network							
Layer	X_s	X_t	C	K_s	K_t	S_s	S_t
video	112	16	3	-	-	-	-
conv1	56	16	64	7	3	2	1
block2.1	56	16	64	3	3	1	1
block2.2	56	16	64	3	3	1	1
block3.1	28	8	128	3	3	2	2
block3.2	28	8	128	3	3	1	1
block4.1	14	4	256	3	3	2	2
block4.2	14	4	256	3	3	1	1
block5.1	7	2	512	3	3	2	2
block5.2	7	2	512	3	3	1	1
max pool	1	1	512	7	2	1	1
fc1	-	-	512	-	-	-	-
fc2	-	-	512	-	-	-	-
fc3	-	-	128	-	-	-	-

Audio Network							
Layer	X_f	X_t	C	K_f	K_t	S_f	S_t
audio	129	100	1	-	-	-	-
conv1	65	50	64	7	7	2	2
block2.1	65	50	64	3	3	1	1
block2.2	65	50	64	3	3	1	1
block3.1	33	25	128	3	3	2	2
block3.2	33	25	128	3	3	1	1
block4.1	17	13	256	3	3	2	2
block4.2	17	13	256	3	3	1	1
block5.1	17	13	512	3	3	1	1
block5.2	17	13	512	3	3	1	1
max pool	1	1	512	17	13	1	1
fc1	-	-	512	-	-	-	-
fc2	-	-	512	-	-	-	-
fc3	-	-	128	-	-	-	-

Table 10: Architecture details of R(2+1)D video network and Conv2D audio network for comparison to prior work (§6). The video network is based of R(2+1)D convolutions, and the audio on 2D convolutions. Both video and audio networks use ReLU activations and batch normalization at each layer. X_s spatial activation size, X_t temporal activation size, X_f frequency activation size, C number of channels, K_s spatial kernel size, K_t temporal kernel size, K_f frequency kernel size, S_s spatial stride, S_t temporal stride, S_f frequency stride.

Video Network							
Layer	X_s	X_t	C	K_s	K_t	S_s	S_t
video	224	8	3	-	-	-	-
conv1	112	8	64	7	3	2	1
max-pool	56	8	64	3	1	2	1
block2.1.1	56	8	64	3	3	1	1
block2.1.2	56	8	64	3	3	1	1
block2.2.1	56	8	64	3	3	1	1
block2.2.2	56	8	64	3	3	1	1
block3.1.1	28	4	128	3	3	2	2
block3.1.2	28	4	128	3	3	1	1
block3.2.1	28	4	128	3	3	1	1
block3.2.2	28	4	128	3	3	1	1
block4.1.1	14	2	256	3	3	2	2
block4.1.2	14	2	256	3	3	1	1
block4.2.1	14	2	256	3	3	1	1
block4.2.2	14	2	256	3	3	1	1
block5.1.1	7	1	512	3	3	2	2
block5.1.2	7	1	512	3	3	1	1
block5.2.1	7	1	512	3	3	1	1
block5.2.2	7	1	512	3	3	1	1
max-pool	1	1	512	7	2	1	1
fc1	-	-	512	-	-	-	-
fc2	-	-	512	-	-	-	-
fc3	-	-	128	-	-	-	-

Audio Network							
Layer	X_f	X_t	C	K_f	K_t	S_f	S_t
audio	257	200	1	-	-	-	-
conv1	129	100	64	7	7	2	2
block2.1	65	50	64	3	3	2	2
block2.2	65	50	64	3	3	1	1
block3.1	33	25	128	3	3	2	2
block3.2	33	25	128	3	3	1	1
block4.1	17	13	256	3	3	2	2
block4.2	17	13	256	3	3	1	1
block5.1	17	13	512	3	3	1	1
block5.2	17	13	512	3	3	1	1
max pool	1	1	512	17	13	1	1
fc1	-	-	512	-	-	-	-
fc2	-	-	512	-	-	-	-
fc3	-	-	128	-	-	-	-