

MATE: A Model-based Algorithm Tuning Engine

Towards transparent feature-dependent parameter tuning using symbolic regression

Mohamed El Yafrani¹, Marcella Scoczynski Ribeiro Martins², Inkyung Sung¹,
Markus Wagner³, Carola Doerr⁴, and Peter Nielsen¹

¹ Operations Research group, Aalborg University, Denmark

² Federal University of Technology Paraná (UTFPR), Brazil

³ Optimisation and Logistics Group, The University of Adelaide, Australia

⁴ LIP6, Sorbonne University, France

Abstract. In this paper, we introduce a Model-based Algorithm Tuning Engine, namely MATE, where the parameters of an algorithm are represented as expressions of the features of a target optimisation problem. In contrast to most *static* (feature-independent) algorithm tuning engines such as *irace* and *SPOT*, our approach aims to derive the best parameter configuration of a given algorithm for a specific problem, exploiting the relationships between the algorithm parameters and the features of the problem. We formulate the problem of finding the relationships between the parameters and the problem features as a symbolic regression problem and we use genetic programming to extract these expressions. For the evaluation, we apply our approach to configuration of the (1+1) EA and RLS algorithms for the OneMax, LeadingOnes, Bin-Value and Jump optimisation problems, where the theoretically optimal algorithm parameters to the problems are available as functions of the features of the problems. Our study shows that the found relationships typically comply with known theoretical results, thus demonstrating a new opportunity to consider model-based parameter tuning as an effective alternative to the static algorithm tuning engines.

Keywords: Parameter tuning · Model-based tuning

1 Motivation

The performance of many algorithms is highly dependent on tuned parameter configurations made with regards to the user's preferences or performance criteria (e.g. quality of the solution obtained in a given CPU cost, the smallest CPU cost to reach a given solution quality, the probability to reach a given quality, with given thresholds, etc.) [5]. This configuration task can be considered as a second layer optimisation problem [18] relevant in the fields of optimisation, machine learning and AI in general. It is a field of study that is increasingly critical as the prevalence of the application of such methods is expanded. Over the years, a range of automatic parameter tuners have been proposed, thus leaving

the configuration to a computer rather than manually searching for performance-optimised settings across a set of problem instances. These tuning environments can save time and achieve better results [2].

Among such automated algorithm configuration (AAC) tools, we cite GGA [2], ParamILS [22], SPOT [4] and irace [29]. These methods have been successfully applied to (pre-tuned) state-of-the-art solvers of various problem domains, such as mixed integer programming [20], AI planning [15], machine learning [31], or propositional satisfiability solving [23]. Figure 1 illustrates the abstract standard architecture adopted by these tools.

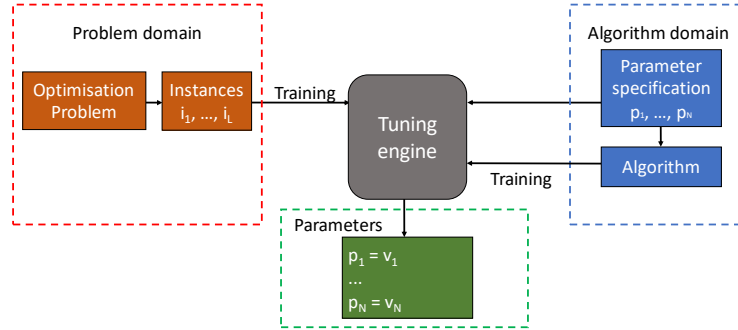


Fig. 1: Standard architecture of tuning frameworks.

However, the outcomes of these tools are static (or feature-independent), which means an algorithm configuration derived by any of these tools is not changed depending on an instance of a target optimisation problem. This leads to a significant issue as theoretical and empirical studies on various algorithms and problems have shown that parameters of an algorithm are highly dependent on features of a specific instance of a target problem [12] such as the problem size [7,33].

A possible solution to this issue is to cluster problem instances into multiple sub-groups by their size (and other potential features), then use curve fitting to map features to parameters [14]. A similar approach is also found in [28] that first partitions problem instances based the values of their landscape features and selects an appropriate configuration of a new problem instance based on its closeness to the partitions. However, the former approach does not scale well to multiple features and parameters, and the latter faces over-fitting issues due to the nature of the partitioning approach, making it difficult to assign an unseen instance to a specific group.

Some works have incorporated problem features in the parameter tuning process. SMAC [21] and PIAC [27] are examples of model-based tools that consider instance features to define parameter values by applying machine learning techniques to build the model. However, an issue of these approaches is the low explainability of the outcome. For instance, while machine learning techniques

such as random forest and neural networks can be used to map the parameters to problem features with a high accuracy, they are considered as black-boxes, i.e., the outcome is virtually impossible to understand or interpret. Explainability is an important concept, as not only it allows us to understand the relationships between input and output [30], but in the context of parameter tuning, it can provide an outcome that can be used to inspire fundamental research [16,17].

To tackle these issues, we propose an offline algorithm tuning approach that extracts relationships between problem features and algorithm parameters using a genetic programming algorithm framework. We will refer to this approach as MATE, which stands for Model-based Algorithm Tuning Engine. The main contributions in this work are as follows:

1. We formulate the model-based parameter tuning problem as a symbolic regression problem, where knowledge about the problem is taken into account in the form of problem features;
2. We implement an efficient Genetic Programming (GP) algorithm that configures parameters in terms of problem features; and
3. In our empirical investigation, we rediscover asymptotically-correct theoretical results for two algorithms (1+1-EA and RLS) and four problems (OneMax, LeadingOnes, BinValue and Jump). In these experiments, MATE shows its potential in algorithm parameter configuration to produce models based on instance features.

2 Background

Several methods have tried to tackle the dependence between the problem features and the algorithm parameters. The Per Instance Algorithm Configuration (PIAC) [27], for example, can learn a mapping between features and best parameter configuration, building an Empirical Performance Model (EPM) that predicts the performance of the algorithm for sample (instance, algorithm/configuration) pairs. PIAC methodology has been applied for several combinatorial problems [19,34,24] and continuous domains [6].

Sequential Model-based Algorithm Configuration (SMAC) [21] is also an automated algorithm configuration tool which considers a model, usually a random forest, to design the relationship between a performance metric (the algorithm runtime) and parameters values. Besides, SMAC can also include problem features within the tuning process as a subset of input variables. Differently from PIAC, instance features are only considered for training instances. SMAC presents multiple drawbacks as it is restricted to runtime as the performance metric [3]. In addition, the method to extract instance features is not implemented for all NP-hard problems [3].

Table 1 presents a summary for some state-of-the-art methods including the approach proposed in this paper. The term feature-independent means that the corresponding approach does not consider instance features. Model-based approaches use a trained model (e.g. machine learning, regression, etc.) to design

Table 1: Summary of the state-of-the-art related works

Approach Name	Algorithm	Characteristics	Ref.
GGA	Genetic Algorithm	Feature-independent, model-free	[2]
ParamILS	Iterated Local Search	Feature-independent, model-free	[22]
irace	Racing procedure	Feature-independent, model-free	[29]
SPOT	classical regression, tree-based, random forest and Gaussian process	Feature-independent, model-based	[4]
PIAC	Regression methods	Feature-dependent, model-based	[27]
SMAC	Random Forest	Feature-dependent, model-based	[21]
MATE	Genetic Programming	Feature-dependent, model-based, explainable	

parameters configuration. Model-free approaches generally rely on an experimental design methodology or optimisation method to find parameter settings of an algorithm that optimise a cost metric on a given instance set.

The main differences between MATE and the other related approaches are:

1. The framework is designed to cover any algorithm, suitable for both continuous and combinatorial optimisation;
2. A transparent machine learning method (GP) is utilised to ensure that the outcome is explainable and easily reusable, deducing human-readable configurations (in contrast to, e.g., random forests, neural networks, etc.); and
3. The training phase is done on one specific algorithm and one specific problem in our approach - the model is less instance-focused but more problem-domain focused (by abstracting via the use of features). For example, the AAC experiments behind [16,17]) have guided the creation of new heavy-tailed mutation operators that were beating the state-of-the-art. Similarly, the AAC and PIAC experiments in [32] showed model dependencies on easily-deducible instance features.

Lastly, our present paper is much aligned with the recently founded research field “Data Mining Algorithms Using/Used-by Optimisers (DUO)” [1]. There, data miners can generate models explored by optimisers; and optimisers can adjust the control parameters of a data miner.

3 The MATE Framework

3.1 Problem Formulation and Notation

Let us denote an optimisation problem by \mathcal{B} whose instances are characterised by the problem-specific features $\mathcal{F} = \{f_1, \dots, f_M\}$. A target algorithm \mathcal{A} with its parameters $\mathcal{P} = \{p_1, \dots, p_N\}$ is given to address the problem \mathcal{B} . A set of instances $\mathcal{I} = \{i_1, \dots, i_L\}$ of the problem \mathcal{B} and a $L \times M$ matrix \mathcal{V} , whose element value $v_{i,j}$ represents the j th feature value of the i th problem instance, are given.

Under this setting, we define the model-based parameter tuning problem as the problem of deriving a list of mappings $\mathcal{M} = \{m_1, \dots, m_N\}$ where each mapping $m_j: \mathbb{R}^M \rightarrow \mathbb{R}$, which we will refer to as a *parameter expression*, returns a value for the parameter p_j given feature values of an instance of the problem \mathcal{B} . Specifically, the objective of the problem is to find a parameter expression set \mathcal{M}^* , such that the performance of the algorithm \mathcal{A} across all the problem instances in \mathcal{I} is optimised.

3.2 Architecture Overview

In this section, we introduce our approach for parameter tuning based on the problem features. Figure 2 illustrates the architecture of the MATE tuning engine. In contrast to static methods, we consider the features of the problem. These feature are to be used in the training phase in addition to the instances, the target algorithm and the parameter specifications. Once the training is finished, the model can be used on unseen instances to find the parameters of the algorithm in terms of the problem feature values of the instance.

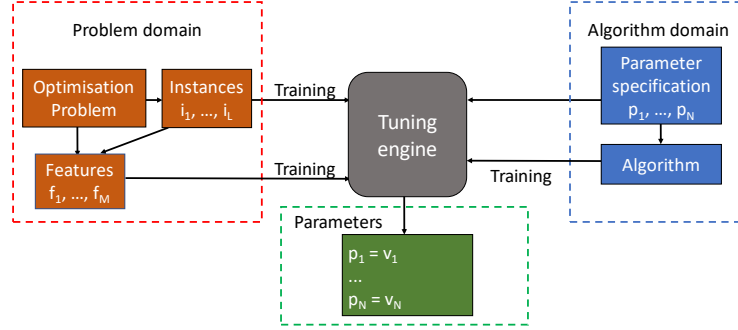


Fig. 2: Architecture of the proposed MATE framework

For example, a desired outcome of applying the MATE framework can be:

- Mutation probability of an evolutionary algorithm in terms of the problem size;
- Perturbation strength in an iterated local search algorithm in terms of the ruggedness of the instance and the problem size; and
- Population size of an evolutionary algorithm in terms of the problem size.

Note that all the examples include the problem size as a problem feature. In both theory and practice, the problem size is among the most important problem features, and it is usually known prior to the optimisation, without any need for a pre-processing step. More importantly, an extensive number of theoretical studies showed that the optimal choice of parameters is usually expressed in terms of the problem size (see, e.g. [7,12,33]).

3.3 The Tuning Algorithm

We use a tree-based Genetic Programming system as the tuning algorithm. It starts with a random population of trees, where each tree represents a potential parameter expression. The population is then evolved to optimise the the GP score expressed in the following paragraph. Without loss of generality, we assume that the target problem is always a maximisation problem.

The Score Function and Bias Reduction The score function is expressed as the weighted sum of the obtained objective values on each instance in the training set \mathcal{I} . Using the notations previously introduced, the score is defined in Equation (1):

$$S(t) = \frac{1}{L} \sum_{i \in I} \frac{z_A(m_1(v_{i,1}, \dots, v_{i,M}), \dots, m_N(v_{i,1}, \dots, v_{i,M}), i)}{R_i} \quad (1)$$

where:

- $S(\cdot)$ is the GP score function,
- $z_A(\varphi_1, \dots, \varphi_N, i)$ is a function measuring the goodness of applying the algorithm A with the parameter values $\varphi_1, \dots, \varphi_N$ to instance i ,
- R_i is the best known objective value for instance i .

The weights are used as a form of normalisation to reduce the bias some instances might induce. A solution to address this issue would be to use the optimal value or a tight upper bound. However, since we assume the such values are unknown (the problem itself can be unknown), we use the best known objective value (R_i) as a reference instead. In order to always ensure that score is well contained, the the reference values are constantly updated whenever possible during the tuning process.

Replacement Strategy – Statistical Significance and Bloat Control As the target algorithm can be stochastic, it is mandatory to perform multiple runs to ensure statistical significance (refer to Table 3). Thus, the replacement of trees is done based on the Wilcoxon rank-sum test.

Another aspect to take into account during the replacement process is bloat control. In our implementation, we use a simple bloat minimisation method based on the size of tree (number of nodes).

Given a newly generated tree (Y), we compare it against each tree (X) in the current population starting from the ones with the lowest scores using the following rules:

- If Y is deemed to be significantly better than X (using the Wilcoxon test). then we replace X with Y irrespective of the sizes.
- If there is no statistical significance between X and Y , but Y has a smaller size than X , then we replace X with Y .
- Otherwise, we do not perform the replacement.

Table 2: Summary of problems

Problem	Features	Training set
OneMax (n)	n : number of bits	$n = 10, 20, 50, 100, 200, 500$
BinValue (n)	n : number of bits	$n = 10, 20, 50, 100, 200, 500$
LeadingOnes (n)	n : number of bits	$n = 10, 20, 50, 100, 200, 500$
Jump (m, n)	m : width of region with bad fitness values n : number of bits	$(m, n) = (2, 10), (3, 10), (4, 10), (5, 10),$ $(2, 20), (3, 20), (4, 20),$ $(2, 50), (3, 50),$ $(2, 100), (3, 100),$ $(2, 200)$

Table 3: MATE setup

Attribute/Parameter	Value/Content
Terminals	$\{1, 2, -1, -2\} \cup \mathcal{F}$
Functions	Arithmetic operators
Number of GP generations	100
Population size	20
Tournament size	5
Replacement rate	$< 75\%$
Initialisation	grow (50%) and full (50%) methods
Mutation operator	random mutations
Mutation probability	0.2
Crossover operator	sub-tree gluing
Crossover rate	80%
Number of independent runs of target algorithm	10
p -value for the Wilcoxon ranksum test	0.02

4 Computational Study

Experimental Setting To evaluate our framework, we consider two target algorithms, the $(1+1)$ EA(μ) and RLS(k). The $(1+1)$ EA(μ) is a simple hill-climber which uses standard bit mutation with mutation rate μ . RLS(k) differs from the $(1+1)$ EA(μ) only in that it uses the mutation operator that always flips k uniformly chosen, pairwise different bits. That is, the mutation strength k is deterministic in RLS, whereas it is binomially distributed in case of the $(1+1)$ EA(μ), Bin(n, μ), where n is the number of bits.

Applying the MATE framework, the two algorithms are configured for the four different problems with different time budgets as summarised in Table 2. In the table, the features of the problems used to tune the algorithm parameters and the different feature values chosen to generate problem instances of the problems are also presented. These problems have been chosen because they are among the best studied benchmark problems in the theory of evolutionary algorithms [13]. The details of our GP implementation for the experiments are presented in Table 3.

It is worth noting that we are focusing in this paper on tuning algorithms with a single parameter. This is done to deliver a first prototype that is validated on algorithms and problems extensively studied by the EA theory community. An

extension to tuning several algorithm parameters forms an important direction for future work.

For example, given a budget of $(1 + o(1))en \ln(n)$, it is known that the $(1+1)\text{EA}(1/n)$ optimises the OneMax function as well as any other linear functions with a decent probability. It is also known that the $1/n$ is asymptotically optimal [26]. Note, though, that such *fixed-budget results* are still very sparse [25], since the theory of EA community largely focuses on expected optimisation times. Since these can nevertheless give some insight into the optimal parameter settings, we note the following:

- OneMax and BinValue: the $(1+1)\text{EA}(1/n)$ optimises every linear function in expected time $en \ln(n)$, and no parameter configuration has smaller expected running time, apart from possible lower order terms [33]. For RLS, it is not difficult to see that $k = 1$ yields an expected optimisation time of $(1 + o(1))n \ln(n)$, and that this is the optimal (static) mutation strength;
- LeadingOnes: on average, $\text{RLS}(1)$ needs $n^2/2$ steps to optimise LeadingOnes. This choice also minimises the expected optimisation time. For the $(1+1)\text{EA}$, $\mu \approx 1.59/n$ minimises the expected optimisation time, which is around $0.77n^2$ for this setting [7]. The standard mutation rate $\mu = 1/n$ requires $0.86n^2$ evaluations, on average, to locate the optimum, of the LeadingOnes function. For LeadingOnes, it is known that the optimal parameter setting drastically depends on the available budget. This can be inferred from the proofs in [7,10]; and
- Jump: mutation rate m/n minimises the expected optimisation time of the $(1+1)\text{EA}$ on $\text{Jump}(m, n)$, which is nevertheless $\Theta((e/m)^m n^m)$ [12].

Training Phase The experimental study is conducted by running MATE ten times on each algorithm, problem and budget combination (refer to Table 4 for the list of budgets). This results in an elite population of 20 individuals for each setting, from which we select the 5 best expressions. These results are then merged and, based on the frequency of each expression, the best 3 expressions are selected.

In the current implementation, expression types (integers and non-integers) are not taken into account during the evolution. Therefore, the resulting expressions are converted into integers in the case of RLS by merging all real numbers r using $\lfloor r \rfloor$ (e.g. $k = 3/2$ will be replaced by $k = 1$). On the other hand, expressions are simplified for EA by eliminating additive constants (e.g. $\mu = 1/(n+1)$ is replaced by $\mu = 1/n$).

Evaluation Phase I To assess the performance of MATE, we evaluate for each (problem, budget) combination each of the top 3 most frequent expressions, by running them 100 independent times on each training dimension. We then normalise the outputs as in Equation (1). The results are shown in the box plots in Table 4.

Table 4: Results for 20 settings.

1+1-EA			RLS		
	Budget	Result		Budget	Result
OneMax		2/n [46%] 1/n [32%] 1/(2*n) [10%] 3/n [4%] 5/(2*n) [2%] 3/(2*n) [0%]			1 [98%] 3 [2%] 2 [0%]
	$0.5en \ln(n)$			$n \ln(n)^*$	
	$en \ln(n)^*$	2/n [46%] 1/n [26%] 1/(2*n) [14%] 3/n [12%] 5/(2*n) [2%] 3/(2*n) [0%]		$2n \ln(n)^{**}$	1 [94%] 3 [4%] 2 [2%]
BinValue		1/n [44%] 2/n [26%] 1/(2*n) [12%] 3/n [8%] 3/(2*n) [8%] 5/(2*n) [0%]			
	$0.5en \ln(n)$			$0.5n \ln(n)$	n [42%] 2 [32%] 1 [22%]
	$en \ln(n)^*$	2/n [44%] 1/n [18%] 3/n [14%]		$n \ln(n)^*$	2 [40%] n [36%] 1 [14%]
LeadingOnes		2/n [48%] 3/n [18%] 1/n [12%]			1 [60%] 2 [32%] n [6%]
	$2en \ln(n)^{**}$			$2n \ln(n)^{**}$	
Jump		1/n [52%] 2/n [28%] 4/n [20%] 3/n [0%] 5/(2*n) [0%] 3/(2*n) [0%]			2 [70%] 1 [26%] 3 [4%]
	$0.5n^2$			$0.5n^{2*}$	
	$0.8n^{2**}$	1/n [62%] 2/n [18%] 3/n [16%] 4/n [2%] 5/(2*n) [0%] 3/(2*n) [0%]		$0.75n^{2**}$	1 [88%] 2 [12%] 3 [0%]
Jump		1/n [48%] 2/n [28%] 3/n [18%] 5/(2*n) [4%] 4/n [0%] 3/(2*n) [0%]			
	$0.9n^{2**}$				
Jump	n^m	1/n [36%] 2/n [32%] m/n [12%]		n^m	m [34%] 2*m [24%] 3 [20%]
	en^{m**}	1/n [68%] 2/n [22%] m/n [6%]		$2n^m$	m [42%] 2*m [20%] 3 [18%]

† The y -axis show the best found expressions with its frequency between square brackets, and the x -axis represents the normalised fitness.

Comparison amongst the top 3 configurations. When comparing the top 3 ranked configurations, we observe the following from Table 4 while we compare medians.

- OneMax: For (1+1) EA, $\mu = 1/n$, which ranked second for budgets $0.5en \ln n$ and $en \ln n$ and first for budget $2en \ln n$ performs better than $\mu = 1/2 * n$; while for RLS, the expression $k = 1$ appears at least on 94%, providing the best results;
- BinValue: $\mu = 1/n$ represents 18% on $en \ln n$ for (1+1) EA experiments, and a similar performance with $\mu = 2/n$ and $\mu = 3/n$; while on $0.5en \ln n$ case the $\mu = 1/n$ expression provides better results than $\mu = 1/2$ and $\mu = 1/3$; on the same way the expression $k = 1$ corresponds to 60% of the cases on RLS with the budget of $2n \ln n$ with a better performance than $k = 2$ and $k = n$;
- LeadingOnes: $\mu = 1/n$ is the most frequent expression among all considered budgets on (1+1) EA and $\mu = 2/n$ presents the best performance amongst the top 3 expressions for all budget cases; $k = 1$ represents 88% on RLS cases with $0.75n^2$ iterations and performs better than $k = 2$ and $k = 3$ for both considered budgets.
- Jump: $\mu = 2/n$ and $\mu = m/n$ present similar results for both budget cases; $\mu = 1/n$ appears on 36% and 68% of the cases on (1+1) EA on the considered budgets respectively, and performs worse than the other two μ configurations; for RLS experiments $k = m$ is the most frequent expression and performs better than $k = 2 * m$ and $k = 3$.

Comparison of top 3 configurations against other parameter settings. For a fair assessment of our results, we add to this comparison some expressions that were not ranked in the top 3. These are $\mu = i/n$ with $i \in \{1, 3/2, 2, 5/2, 3, 4\}$ for (1+1) EA(μ) for OneMax and LeadingOnes. For readability purposes, the top 3 expressions are complemented with 3 of these additional expressions in the same order they are shown. We can observe that these additional expressions present low frequencies, $\mu = 3/n$ being the highest case with 12% with the budget $en \ln n$, while expressions $\mu = 3/(2n)$ and $\mu = 5/(2n)$ are the lowest cases among the considered budgets. Note that the frequencies do not necessarily sum up to 100% as other expressions not reported here might occur.

Comparison with theoretical results. As we have mentioned in the beginning of this section, one should be careful when comparing theoretical results that have been derived either in terms of running time or in terms of asymptotic convergence analysis, as typically done in runtime analysis. It is well known that optimal parameter settings for concrete (typically, comparatively small) dimensions can be different from the asymptotically optimal ones [8,9]. We nevertheless see that those configurations that minimise the expected running times (again, in the classical, asymptotic sense) also show up in the top 3 ranked configurations. We highlight the asymptotically optimal best possible running time by an asterix * in Table 4. Budgets exceeding this bound are marked by two asterix **. As for the individual problems, we note the following:

- OneMax: It is interesting to note here that the performance is not monotonic in k , i.e., $k = 2$ performs worse than $k = 1$ and $k = 3$. This is caused by

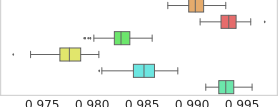
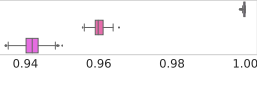
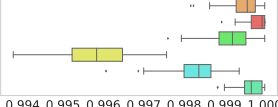
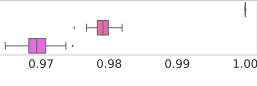
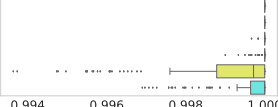
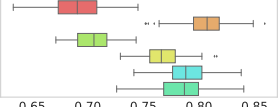
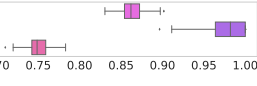
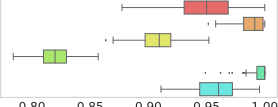
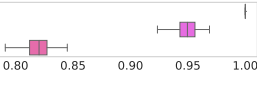
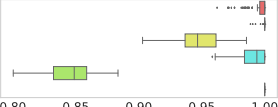
a phenomenon described in [11, Section 4.3.1], which states that, regardless of the starting point, the expected progress is always maximised by an uneven mutation strength. MATE correctly identifies this and suggests uneven mutation strengths in almost all cases.

- BinValue: We observe that it is very difficult here to distinguish the performance of the different configurations. This is in the nature of BinValues, as setting the first bit correctly already ensures 50% of the optimal fitness values. We very drastically see this effect in the recommendation to use $k = n$ for the RLS cases. With this configuration, the algorithm evaluates only two points: the random initial point x and its pairwise complement \bar{x} , regardless of the budget. As can be seen in Table 4, the performance of this simple strategy is quite efficient, and hard to beat
- LeadingOnes: As mentioned earlier, for the $(1+1)$ EA, the optimal mutation rate in terms of minimising the expected running time is around $\mu = 1.59/n$. We see that $\mu = 3/(2n)$, which did not show in the top 3 ranked configurations performs better than any of the suggestions by MATE.
- Jump: as discussed, mutation rate $\mu = m/n$ minimises the expected optimisation time. MATE recognises it as a good configuration in some of the runs. However, we see that $\mu = 2/n$, which equals $\mu = m/n$ for 5 out of our 12 training sets, shows comparable performance, and in the en^m budget case even slightly better performance.

Evaluation Phase II To properly asses the performance of MATE, we conducted experiments for OneMax and LeadingOnes instances of larger sizes that were not considered in the training phase. The goal of this experiment is to empirically demonstrate that our approach generalises well for large and unseen instances. These results are presented in Table 5 where 100 runs were performed for for OneMax with $n \in \{1000, 2000, 5000\}$ and LeadingOnes with $n \in \{750, 1000\}$. We can observe the following:

- There is less overlapping amongst the confidence intervals especially for smaller budgets, which means there is a higher level of separability amongst the performances of the different expressions.
- By comparing these results with the ones from Table 4, we can observe that the results of the top 3 expressions on large instances are statistically better in the majority of cases.
- OneMax: For $(1+1)$ EA, in contrast to the results in Table 4 where $\mu = 1/n$ and $\mu = 3/(2n)$ show a similar performance, here $\mu = 1/n$ performs better than the other expressions. For RLS, the best performing expression is $k = 1$, which was ranked first.
- LeadingOnes: For $(1+1)$ EA the best expressions are $\mu = 2/n$, which was ranked second, and $\mu = 3/(2n)$, which was not ranked among the top 3 expressions. For RLS, $k = 1$, ranked first and second, is the best performing expression.

Table 5: Results for larger OneMax and LeadingOnes instances

1+1-EA		RLS	
Budget	Result	Budget	Result
OneMax	$0.5en \ln(n)$ <div><div>2/n [46%] 1/n [32%] 1/(2*n) [10%] 3/n [4%] 5/(2*n) [2%] 3/(2*n) [0%]</div></div>	$n \ln(n)^*$ <div><div>1 [98%] 3 [2%] 2 [0%]</div></div>	
	$en \ln(n)^*$ <div><div>2/n [46%] 1/n [26%] 1/(2*n) [14%] 3/n [12%] 5/(2*n) [2%] 3/(2*n) [0%]</div></div>	$2n \ln(n)^{**}$ <div><div>1 [94%] 3 [4%] 2 [2%]</div></div>	
	$2en \ln(n)^{**}$ <div><div>1/n [44%] 2/n [26%] 1/(2*n) [12%] 3/(2*n) [8%] 3/n [8%] 5/(2*n) [0%]</div></div>		
LeadingOnes	$0.5n^2$ <div><div>1/n [52%] 2/n [28%] 4/n [20%] 3/n [0%] 5/(2*n) [0%] 3/(2*n) [0%]</div></div>	$0.5n^{2*}$ <div><div>2 [70%] 1 [26%] 3 [4%]</div></div>	
	$0.8n^{2**}$ <div><div>1/n [62%] 2/n [18%] 3/n [16%] 4/n [2%] 3/(2*n) [0%] 5/(2*n) [0%]</div></div>	$0.75n^{2**}$ <div><div>1 [88%] 2 [12%] 3 [0%]</div></div>	
	$0.9n^{2**}$ <div><div>1/n [48%] 2/n [28%] 3/n [18%] 5/(2*n) [4%] 4/n [0%] 3/(2*n) [0%]</div></div>		

5 Conclusions and Future Directions

With this article, we have presented MATE as a model-based algorithm tuning engine, which produces human-readable models that map feature values of problem instances to algorithm parameters. Our experiments showed that our first prototype implementation can find asymptotic relationships between the feature values and algorithm parameters, known from EA theory.

In the future, we intend to explore, among other, the following two avenues. First, the design of MATE itself will be subject to extensions, e.g. to better handle performance differences between instances via ranks or racing. Second, while our proof-of-concept study here was motivated by theoretical insights, we will investigate more realistic problems for which instance features are readily available, such as, NK-landscapes, the travelling salesperson problem, or the knapsack problem.

References

1. Agrawal, A., Menzies, T., Minku, L.L., Wagner, M., Yu, Z.: Better software analytics via "duo": Data mining algorithms using/used-by optimizers (2018)
2. Ansótegui, C., Sellmann, M., Tierney, K.: A gender-based genetic algorithm for the automatic configuration of algorithms. In: International Conference on Principles and Practice of Constraint Programming. pp. 142–157. Springer (2009)
3. Bartz-Beielstein, T., Filipič, B., Korošec, P., Talbi, E.G.: High-Performance Simulation-Based Optimization. Springer (2020)
4. Bartz-Beielstein, T., Flasch, O., Koch, P., Konen, W., et al.: Spot: A toolbox for interactive and automatic tuning in the r environment. In: Proceedings. vol. 20, pp. 264–273 (2010)
5. Belkhir, N., Dréo, J., Savéant, P., Schoenauer, M.: Feature based algorithm configuration: A case study with differential evolution. In: Proc. of Parallel Problem Solving from Nature (PPSN'16). pp. 156–166. Springer (2016)
6. Belkhir, N., Dréo, J., Savéant, P., Schoenauer, M.: Per instance algorithm configuration of cma-es with limited budget. In: Proc. of Genetic and Evolutionary Computation Conference. pp. 681–688. GECCO '17, ACM (2017)
7. Böttcher, S., Doerr, B., Neumann, F.: Optimal fixed and adaptive mutation rates for the LeadingOnes problem. In: Proc. of Parallel Problem Solving from Nature (PPSN'10). LNCS, vol. 6238, pp. 1–10. Springer (2010)
8. Buskulić, N., Doerr, C.: Maximizing drift is not optimal for solving onemax. In: Proc. of Genetic and Evolutionary Computation Conference (GECCO'19). pp. 425–426. ACM (2019), full version available at <http://arxiv.org/abs/1904.07818>
9. Chicano, F., Sutton, A.M., Whitley, L.D., Alba, E.: Fitness probability distribution of bit-flip mutation. *Evolutionary Computation* **23**(2), 217–248 (2015)
10. Doerr, B.: Analyzing randomized search heuristics via stochastic domination. *Theor. Comput. Sci.* **773**, 115–137 (2019)
11. Doerr, B., Doerr, C., Yang, J.: Optimal parameter choices via precise black-box analysis. *Theor. Comput. Sci.* **801**, 1–34 (2020)
12. Doerr, B., Le, H.P., Makhmara, R., Nguyen, T.D.: Fast genetic algorithms. In: Proc. of Genetic and Evolutionary Computation Conference (GECCO'17). pp. 777–784. ACM (2017)
13. Doerr, B., Neumann, F.: Theory of Evolutionary Computation—Recent Developments in Discrete Optimization. Springer (2020)
14. El Yafrani, M., Ahiod, B.: Efficiently solving the traveling thief problem using hill climbing and simulated annealing. *Information Sciences* **432**, 231–244 (2018)
15. Fawcett, C., Helmert, M., Hoos, H., Karpas, E., Röger, G., Seipp, J.: Fd-autotune: Domain-specific configuration using fast downward. In: ICAPS 2011 Workshop on Planning and Learning. pp. 13–17 (2011)
16. Friedrich, T., Göbel, A., Quinzan, F., Wagner, M.: Heavy-tailed mutation operators in single-objective combinatorial optimization. In: Auger, A., Fonseca, C.M., Lourenço, N., Machado, P., Paquete, L., Whitley, D. (eds.) *Parallel Problem Solving from Nature – PPSN XV*. pp. 134–145. Springer (2018)
17. Friedrich, T., Quinzan, F., Wagner, M.: Escaping large deceptive basins of attraction with heavy-tailed mutation operators. In: Proceedings of the Genetic and Evolutionary Computation Conference. p. 293–300. GECCO 2018, ACM (2018)
18. Hoos, H.H.: Programming by optimization. *Commun. ACM* **55**(2), 70–80 (2012)

19. Hutter, F., Hamadi, Y., Hoos, H.H., Leyton-Brown, K.: Performance prediction and automated tuning of randomized and parametric algorithms. In: International Conference on Principles and Practice of Constraint Programming. pp. 213–228. Springer (2006)
20. Hutter, F., Hoos, H.H., Leyton-Brown, K.: Automated configuration of mixed integer programming solvers. In: International Conference on Integration of Artificial Intelligence (AI) and Operations Research (OR) Techniques in Constraint Programming. pp. 186–202. Springer (2010)
21. Hutter, F., Hoos, H.H., Leyton-Brown, K.: Sequential model-based optimization for general algorithm configuration. In: International conference on learning and intelligent optimization. pp. 507–523. Springer (2011)
22. Hutter, F., Hoos, H.H., Leyton-Brown, K., Stützle, T.: Paramils: an automatic algorithm configuration framework. *Journal of Artificial Intelligence Research* **36**, 267–306 (2009)
23. Hutter, F., Lindauer, M., Balint, A., Bayless, S., Hoos, H., Leyton-Brown, K.: The configurable SAT solver challenge (CSSC). *Artificial Intelligence* **243**, 1–25 (2017)
24. Hutter, F., Xu, L., Hoos, H.H., Leyton-Brown, K.: Algorithm runtime prediction: Methods & evaluation. *Artificial Intelligence* **206**, 79–111 (2014)
25. Jansen, T.: Analysing stochastic search heuristics operating on a fixed budget. In: Doerr, B., Neumann, F. (eds.) *Theory of Evolutionary Computation: Recent Developments in Discrete Optimization*, pp. 249–270. Springer (2020)
26. Lengler, J., Spooner, N.: Fixed budget performance of the (1+1) EA on linear functions. In: *Proc. of the 2015 ACM Conference on Foundations of Genetic Algorithms (FOGA’15)*. pp. 52–61. ACM (2015)
27. Leyton-Brown, K., Nudelman, E., Shoham, Y.: Learning the empirical hardness of optimization problems: The case of combinatorial auctions. In: International Conference on Principles and Practice of Constraint Programming. pp. 556–572. Springer (2002)
28. Liefvooghe, A., Derbel, B., Verel, S., Aguirre, H., Tanaka, K.: Towards landscape-aware automatic algorithm configuration: preliminary experiments on neutral and rugged landscapes. In: *European Conference on Evolutionary Computation in Combinatorial Optimization*. pp. 215–232. Springer (2017)
29. López-Ibáñez, M., Dubois-Lacoste, J., Cáceres, L.P., Birattari, M., Stützle, T.: The irace package: Iterated racing for automatic algorithm configuration. *Operations Research Perspectives* **3**, 43–58 (2016)
30. Rai, A.: Explainable ai: from black box to glass box. *Journal of the Academy of Marketing Science* **48**(1), 137–141 (2020)
31. Snoek, J., Larochelle, H., Adams, R.P.: Practical bayesian optimization of machine learning algorithms. In: *Advances in neural information processing systems*. pp. 2951–2959 (2012)
32. Treude, C., Wagner, M.: Predicting good configurations for github and stack overflow topic models. In: *Proceedings of the 16th International Conference on Mining Software Repositories*. p. 84–95. MSR ’19, IEEE (2019)
33. Witt, C.: Tight bounds on the optimization time of a randomized search heuristic on linear functions. *Combinatorics, Probability & Computing* **22**, 294–318 (2013)
34. Xu, L., Hutter, F., Hoos, H.H., Leyton-Brown, K.: SATzilla: portfolio-based algorithm selection for SAT. *Journal of artificial intelligence research* **32**, 565–606 (2008)