

Automatic Textual Evidence Mining in COVID-19 Literature

Xuan Wang¹, Weili Liu¹, Aabhas Chauhan¹, Yingjun Guan², Jiawei Han¹

¹Department of Computer Science, University of Illinois at Urbana-Champaign

²School of Information Sciences, University of Illinois at Urbana-Champaign

^{1,2}{xwang174, weilil12, aabhasc2, yingjun2, hanj}@illinois.edu

Abstract

We created this EVIDENCEMINER system for automatic textual evidence mining in COVID-19 literature. EVIDENCEMINER is a web-based system that lets users query a natural language statement and automatically retrieves textual evidence from a background corpora for life sciences. It is constructed in a completely automated way without any human effort for training data annotation. EVIDENCEMINER is supported by novel data-driven methods for distantly supervised named entity recognition and open information extraction. The named entities and meta-patterns are pre-computed and indexed offline to support fast online evidence retrieval. The annotation results are also highlighted in the original document for better visualization. EVIDENCEMINER also includes analytic functionalities such as the most frequent entity and relation summarization.

1 Introduction

Coronavirus disease 2019 (COVID-19) is an infectious disease caused by severe acute respiratory syndrome coronavirus 2 (SARS-CoV-2). The disease was first identified in 2019 in Wuhan, Central China, and has since spread globally, resulting in the 2019-2020 coronavirus pandemic. On March 16th, 2020, researchers and leaders from the Allen Institute for AI, Chan Zuckerberg Initiative (CZI), Georgetown University’s Center for Security and Emerging Technology (CSET), Microsoft, and the National Library of Medicine (NLM) at the National Institutes of Health released the COVID-19 Open Research Dataset (CORD-19)¹ of scholarly literature about COVID-19, SARS-CoV-2, and the coronavirus group.

¹<https://www.kaggle.com/allen-institute-for-ai/CORD-19-research-challenge>

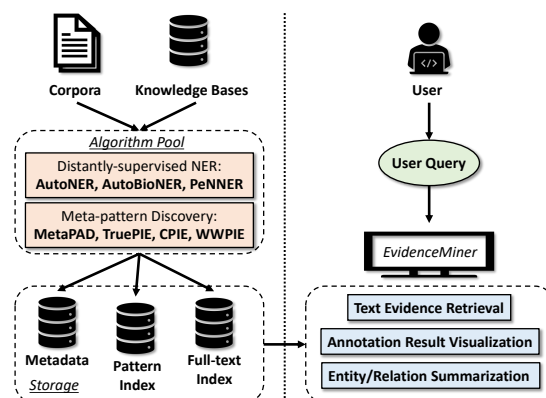


Figure 1: System architecture of EVIDENCEMINER.

Traditional search engines for life sciences (e.g., PubMed) are designed for document retrieval and do not allow direct retrieval of specific statements. Some of these statements may serve as textual evidence that is key to tasks such as hypothesis generation and new finding validation. We created EVIDENCEMINER (Wang et al., 2020a), a web-based system for textual evidence discovery for life sciences. We apply the EVIDENCEMINER system to the CORD-19 corpus to facilitate textual evidence mining for the COVID-19 studies². Given a query as a natural language statement, EVIDENCEMINER automatically retrieves sentence-level textual evidence from the CORD-19 corpus. In the following sections, we introduce the details of the EVIDENCEMINER system. We also show some textual evidence retrieval results with EVIDENCEMINER on the CORD-19 corpus.

2 EVIDENCEMINER System

EVIDENCEMINER is a web-based system for textual evidence discovery for life sciences (Figure 1). Given a query as a natural language state-

²<https://xuanwang91.github.io/2020-04-15-cord19-evidenceminer/>

ment, EVIDENCEMINER automatically retrieves sentence-level textual evidence from a background corpora of biomedical literature. EVIDENCEMINER is constructed in a completely automated way without any human effort for training data annotation. It is supported by novel data-driven methods for distantly supervised named entity recognition and open information extraction.

2.1 Pre-processing

EVIDENCEMINER relies on external knowledge bases to provide distant supervision for named entity recognition (NER) (Shang et al., 2018; Wang et al., 2018b, 2019). For this COVID-19 study, the NER results are obtained from the CORD-NER system (Wang et al., 2020b). Based on the entity annotation results, it automatically extracts informative meta-patterns (textual patterns containing entity types, e.g., CHEMICAL inhibit DISEASE) from sentences in the background corpora. (Jiang et al., 2017; Wang et al., 2018a; Li et al., 2018a,b). Sentences with meta-patterns that better match the query statement is more likely to be textual evidence.

2.2 Corpus Indexing

After we get all entities and meta-patterns extracted, we use them to guide the textual evidence discovery. We create three offline indexes of the input corpus based on the words, entities and synonym meta-pattern groups from the previous steps. Indexing helps boost the online processing of textual evidence discovery given a user-specified query.

Word indexing. We normalize the words in the corpus to lowercase and split the corpus into single sentences for indexing. We take each word in the vocabulary of the corpus as the key and generate an identifier list as the value including the sentences containing the key word.

Entity indexing. Similar to word indexing, we take each entity recognized by PubTator as the key and generate an identifier list as the value including the sentences containing the key entity.

Pattern indexing. After the fine-grained meta-pattern matching, we take each meta-pattern together with its extracted entity set as two levels of keys and generate the identifier list as the value including the sentences matched by the meta-patterns with their corresponding entity set. We also maintain two dictionaries, one mapping each meta-pattern to its synonym meta-pattern group

and the other mapping each synonym meta-pattern group to its list of meta-patterns.

2.3 Textual Evidence Retrieval.

Taken an user-input query and the indexed corpus, we retrieve all the candidate evidence sentences and rank them by a confidence score of it being textual evidence for the query. The confidence score is a weighted combination of three scores: a word score, an entity score and a pattern score. Our evidence ranking function calculates the following three ranking scores:

1. Word score: candidate evidence sentences covering more query-related words will be ranked higher.
2. Entity score: candidate evidence sentences covering more query-related entities will be ranked higher.
3. Pattern score: candidate evidence sentences covering more query-matched meta-patterns will be ranked higher.

Word Score. We use the BM25 (Robertson et al., 2009) score as the word score to measure the relatedness between the query and the candidate evidence sentence. BM25 is a commonly used ranking score for information retrieval. Given a query Q containing the words (w_1, w_2, \dots, w_n) , the BM25 score of a candidate evidence sentence S is

$$S_w(Q, S) = \sum_{i=1}^n IDF(w_i) \cdot \frac{f(w_i, S) \cdot (k+1)}{f(w_i, S) + k \cdot (1-b + b \cdot \frac{|S|}{avgsl})}$$

where $f(w_i, S)$ is the term frequency of w_i in the sentence S , $|S|$ is the length of the sentence S , $avgsl$ is the average length of all the sentences and k and b are two free parameters chosen by the user. $IDF(w_i)$ is the inverse document frequency of w_i , which is computed as

$$IDF(w_i) = \log \frac{N - n(w_i) + 0.5}{n(w_i) + 0.5}$$

where N is the total number of sentences and $n(w_i)$ is the number of sentences containing w_i . A candidate evidence sentence that is more related to the query will have a higher word score.

Entity Score. We also use the BM25 score as the entity score to measure the relatedness of the

query and the candidate evidence sentence. Given a query Q containing the entities (e_1, e_2, \dots, e_m) , the BM25 score of a candidate evidence sentence S is

$$S_E(Q, S) = \sum_{i=1}^m IDF(e_i) \cdot \frac{f(e_i, S) \cdot (k+1)}{f(e_i, S) + k \cdot (1 - b + b \cdot \frac{|S|}{avgsl})},$$

where $f(e_i, S)$ is the term frequency of e_i in the sentence S , $|S|$ is the length of the sentence S , $avgsl$ is the average length of all the sentences and k and b are two free parameters chosen by the user. $IDF(e_i)$ is the inverse document frequency of e_i , which is computed as

$$IDF(e_i) = \log \frac{N - n(e_i) + 0.5}{n(e_i) + 0.5},$$

where N is the total number of sentences and $n(e_i)$ is the number of sentences containing e_i . A candidate evidence sentence more related to the query will have a higher entity score.

Pattern Score. We measure how many synonym patterns to the query pattern can be matched on each candidate evidence sentence. Given an input query (e.g., (*resveratrol, inhibit, pancreatic cancer*)), we first try to convert it into a query meta-pattern (e.g., “\$CHEMICAL inhibit \$DISEASE”). If the query meta-pattern can be found in our pattern index, we directly retrieve all the synonym meta-patterns to the query meta-pattern. Then we measure how many meta-patterns among the synonym meta-patterns can be matched for each candidate evidence sentence on the query entities. Given a query Q containing the entities (e_1, e_2, \dots, e_n) , the pattern score of a candidate evidence sentence S is

$$S_P(Q, S) = \sum_{i=1}^k Match(MP_i(Q), S),$$

where k is the number of meta-patterns in the synonym meta-pattern group of the query on Q , $MP_i(S)$ is each meta-pattern in the synonym meta-pattern group of the query on Q , and $Match(MP_i(Q), S)$ is an indicator function that measures if the sentence S can be matched with $MP_i(Q)$ on the query entities. A candidate evidence sentence is more likely to be confident evidence if it can be matched to more synonym meta-patterns to the query meta-pattern.

| Method / nDCG | @1 | @5 | @10 |
|---------------|--------------|--------------|--------------|
| BM25 | 0.714 | 0.720 | 0.746 |
| LitSense | 0.599 | 0.624 | 0.658 |
| EVIDENCEMINER | 0.855 | 0.861 | 0.889 |

Table 1: Performance comparison of the textual evidence retrieval systems with nDCG@1,5,10.

Textual Evidence Score. The final score of the candidate evidence sentence is a weighted average of the three scores,

$$S(Q, S) = \sigma \cdot S_w + \theta \cdot S_E + \eta \cdot S_P,$$

where (σ, θ, η) is the weight vector indicating the importance of each aspect of the information (i.e., word, entity and pattern), which can be adjusted by the user. The default weight vector we use is equal weight for word, entity and pattern in our experiments.

3 Results on COVID-19

3.1 Textual Evidence Retrieval

To demonstrate the effectiveness of EVIDENCEMINER in textual evidence retrieval, we compare its performance with the traditional BM25 (Robertson et al., 2009) and a recent sentence-level search engine, LitSense (Allot et al., 2019). The background corpus is the same PubMed subset for all the compared methods. We first ask domain experts to generate 50 query statements based on the relationships between three biomedical entity types (gene, chemical, and disease) in the Comparative Toxicogenomics Database³. Then we ask domain experts to manually label the top-10 retrieved evidence sentences by each method with three grades indicating the confidence of the evidence. We use the average normalized Discounted Cumulative Gain (nDCG) score to evaluate the textual evidence retrieval performance. In Table 1, we observe that EVIDENCEMINER always achieves the best performance compared with other methods. It demonstrates the effectiveness of using entities and meta-patterns to guide textual evidence discovery in biomedical literature.

3.2 Case Study

Here are some case studies to demonstrate that EVIDENCEMINER can help scientific discoveries on COVID-19. In Figure 2, scientists want to find some evidence for using ultraviolet (UV) to kill

³<http://ctdbase.org>

the SARS-COV-2 virus. In the top-retrieved results, we see many supporting sentences such as the top one Ultraviolet-C (UV-C) radiation represents an alternative to chemical inactivation methods. More interestingly, we found the fifth sentence Whole UV-inactivated SARS-CoV (UV-V), bearing multiple epitopes and proteins, is a candidate vaccine against this virus indicating that UV-inactivation also has the potential for vaccine development against the virus. Scientists are very interested in this result that inspired them to conduct UV-related COVID-19 vaccine development.

Moreover, EVIDENCEMINER allows more flexible queries, such as the relational patterns, if the users are not sure which specific entity to search. In Figure 3, scientists want to find some evidence related to CORONAVIRUS cause DISEASEORSYN-DROME. In the top-retrieved results, we see many highly-related evidence sentences, such as HCoV-OC43, HCoV-229E, HCoV-HKU1, and HCoV-NL63 cause mild, self-limiting upper respiratory tract infections. This function is supported by our meta-pattern discovery methods and has not been incorporated by any existing systems.

We show some more examples. In Figure 4, doctors want to study if remdesivir is a potential drug treatment for COVID-19. Remdesivir is currently a very actively studied drug that has the potential to be repurposed for COVID-19 treatment. Similarly, in the top-retrieved results shown below, we can see many sentences regarding the clinical trials for remdesivir against COVID-19. An additional example is shown for amodiaquine as a potential drug for COVID-19 in Figure 5.

Last, we show that EVIDENCEMINER is also useful for evidence finding for controversial topics. In Figure 6, people are interested to see if wearing masks can help prevent the COVID-19 spreading. In the top-retrieved results, we see many related statements, among them are clearly two opposite opinions. For example, some statements support the use of masks to prevent the virus, such as COVID-19 is transmitted by saliva droplets, which can be prevented by wearing masks. While other statements are against the effectiveness of wearing masks, such as Although surgical masks are in widespread use, there is no evidence that wearing these masks can prevent the acquisition of COVID-19. An interesting future work is to classify the opinions by their semantic polarity and even automatically generate summarizations of the

evidence retrieval results.

4 Conclusion

EVIDENCEMINER on COVID-19 be constantly updated based on the incremental updates of the COVID-19 corpus and the improvement of our system. We hope this system can help the text mining community build downstream applications for the COVID-19 related tasks. We also hope this system can bring insights for the COVID-19 studies on making scientific discoveries.

Acknowledgment

Research was sponsored in part by US DARPA KAIROS Program No. FA8750-19-2-1004 and SocialSim Program No. W911NF-17-C-0099, National Science Foundation IIS 16-18481, IIS 17-04532, and IIS-17-41317, and DTRA HD-TRA11810026. Any opinions, findings, and conclusions or recommendations expressed herein are those of the authors and should not be interpreted as necessarily representing the views, either expressed or implied, of DARPA or the U.S. Government. The U.S. Government is authorized to reproduce and distribute reprints for government purposes notwithstanding any copyright annotation hereon. The views and conclusions contained in this paper are those of the authors and should not be interpreted as representing any funding agencies.

References

- Alexis Allot, Qingyu Chen, Sun Kim, Roberto Vera Alvarez, Donald C Comeau, W John Wilbur, and Zhiyong Lu. 2019. Litsense: making sense of biomedical literature at sentence level. *Nucleic acids research*.
- Meng Jiang, Jingbo Shang, Taylor Cassidy, Xiang Ren, Lance M Kaplan, Timothy P Hanratty, and Jiawei Han. 2017. Metapad: Meta pattern discovery from massive text corpora. In *KDD*, pages 877–886. ACM.
- Qi Li, Meng Jiang, Xikun Zhang, Meng Qu, Timothy P Hanratty, Jing Gao, and Jiawei Han. 2018a. Truepie: Discovering reliable patterns in pattern-based information extraction. In *KDD*, pages 1675–1684. ACM.
- Qi Li, Xuan Wang, Yu Zhang, Qi Li, Fei Ling, Cathy Wu H, and Jiawei Han. 2018b. Pattern discovery for wide-window open information extraction in biomedical literature. In *BIBM*. IEEE.
- Stephen Robertson, Hugo Zaragoza, et al. 2009. The probabilistic relevance framework: Bm25 and beyond. *Fnt Inf. Ret.*, 3(4):333–389.

uv ultraviolet kill sars-cov-2

COVID 19 Cancer And Heart Disease

"uv ultraviolet kill sars-cov-2" (Total: 10000, Took: 7ms)
 - At most 10 results are shown per page -

Ultraviolet-C (UV-C) radiation represents an alternative to chemical inactivation methods [21]. [Context](#)

✓ Evidence Score 24.90 | 2019 Feb 21 | PLoS One | PMID30789926 | Blázquez, Elena

Title: Evaluation of the effectiveness of the SurePure Turbulator ultraviolet-C irradiation equipment on inactivation of different enveloped and non-enveloped viruses inoculated in commercially collected liquid animal plasma

We discuss 2 such modalities, respirators (face masks) and ultraviolet (UV) light. [Context](#)

✓ Evidence Score 24.19 | No Date | No journal info | Weiss, Martin Meyer

Title: Disrupting the Transmission of Influenza A: Face Masks and Ultraviolet Light as Control Measures

Ultraviolet light-inactivated TGEV (UV-TGEV) were developed by irradiating TGEV stocks under ultraviolet light at a dose of 100 mJ/cm². [Context](#)

✓ Evidence Score 24.05 | 2018 Oct 29 | Virulence | PMID30323331 | Wang, Li

Title: Porcine transmissible gastroenteritis virus nonstructural protein 2 contributes to inflammation via NF- κ B activation

Microscopy was performed using an IMT-2 Olympus microscope equipped with ultraviolet light (UV) and an OM-4 camera. [Context](#)

✓ Evidence Score 23.57 | 2012 Dec 5 | Cells | PMID24710547 | Zhang, Qing

Title: Additive Effects of Mechanical Marrow Ablation and PTH Treatment on de Novo Bone Formation in Mature Adult Rats

Boeing is also exploring a prototype self-sanitizing lavatory that uses ultraviolet light to kill 99.99% of pathogens 48. [Context](#)

✓ Evidence Score 22.91 | 2019-01-26 | No journal info | Nicolaidis, C.

Title: Hand-hygiene mitigation strategies against global disease spreading through the air transportation network

Whole UV-inactivated SARS-CoV (UV-V), bearing multiple epitopes and proteins, is a candidate vaccine against this virus. [Context](#)

✓ Evidence Score 22.30 | No Date | No journal info | Iwata-Yoshikawa, Naoko

Title: Effects of Toll-Like Receptor Stimulation on Eosinophilic Infiltration in Lungs of BALB/c Mice Immunized with UV-inactivated Severe Acute Respiratory Syndrome-Related Coronavirus Vaccine

In addition, UV-inactivated SARS CoV also activates immature DCs [44]. [Context](#)

✓ Evidence Score 22.19 | 2008 Jul 16 | PLoS One | PMID18628832 | Bai, Bingle

Title: Virus-Like Particles of SARS-Like Coronavirus Formed by Membrane Proteins from Different Origins Demonstrate Stimulating Activity in Human Dendritic Cells

To determine the titer of LCMV/DCI particles, samples were transferred to clear snap cap tubes (21-402-90A, Thermo Scientific) and irradiated for 2 minutes with UV light in a UVP CL-1000 ultraviolet crosslinker in to kill standard infectious virus. [Context](#)

✓ Evidence Score 21.89 | 2016 Mar 24 | PLoS Pathog | PMID27010636 | Ziegler, Christopher M.

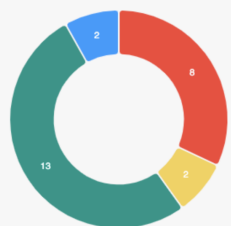
Title: The Lymphocytic Choriomeningitis Virus Matrix Protein PPKY Late Domain Drives the Production of Defective Interfering Particles

Ultraviolet (UV) radiation is an agent that determines their excitation. [Context](#)

✓ Evidence Score 21.73 | 2015 Aug 4 | Nanoscale Res Lett | PMID26339879 | Bogdan, Janusz

Title: Comparison of Infectious Agents Susceptibility to Photocatalytic Effects of Nanosized Titanium and Zinc Oxides: A Practical Approach

Label Coloring & Entity Counts



| Label | Subtypes | Entities |
|-------------------|----------|----------|
| 1 PHYSICAL OBJECT | 5 | 13 |
| 2 SPACY TYPE | 5 | 8 |
| 3 ACTIVITY | 2 | 2 |
| 4 NEW TYPE | 1 | 2 |

Figure 2: Case study: (Ultraviolet, UV, kills, SARS-COV-2)

Jingbo Shang, Liyuan Liu, Xiang Ren, Xiaotao Gu, Teng Ren, and Jiawei Han. 2018. Learning named entity tagger using domain-specific dictionary. In *EMNLP*. ACL.

Xuan Wang, Yingjun Guan, Weili Liu, Aabhas Chauhan, Enyi Jiang, Qi Li, David Liem, Dibakar Sigdel, J. Harry Caufield, Peipei Ping, and Jiawei Han. 2020a. Evidenceminer: Textual evidence discovery for life sciences. In *ACL: System Demonstrations*.

Xuan Wang, Xiangchen Song, Yingjun Guan, Bangzheng Li, and Jiawei Han. 2020b. Comprehensive named entity recognition on covid-19 with distant or weak supervision. *arXiv preprint arXiv:2003.12218*.

Xuan Wang, Yu Zhang, Qi Li, Yinyin Chen, and Jiawei Han. 2018a. Open information extraction with meta-pattern discovery in biomedical literature. In *BCB*, pages 291–300. ACM.

Xuan Wang, Yu Zhang, Qi Li, Xiang Ren, Jingbo Shang, and Jiawei Han. 2019. Distantly supervised biomedical named entity recognition with dictionary expansion. In *2019 IEEE International Conference on Bioinformatics and Biomedicine (BIBM)*, pages 496–503. IEEE.

Xuan Wang, Yu Zhang, Qi Li, Cathy H. Wu, and Jiawei Han. 2018b. PENNER: pattern-enhanced nested

named entity recognition in biomedical literature. In *BIBM*, pages 540–547.

Q CORONAVIRUS cause DISEASEORSYNDROME

COVID 19 Cancer And Heart Disease

"CORONAVIRUS cause DISEASEORSYNDROME" (Total: 10000, Took: 5ms)
 - At most 10 results are shown per page -

HCov-OC43, HCoV-229E, HCoV-HKU1, and HCoV-NL63 cause mild, self-limiting upper respiratory tract infections. [Context](#)

Evidence Score 19.00 2019 Jan 16 Viruses PMID39654597 Yan, Bingpeng

Title: Characterization of the Lipidomic Profile of Human Coronavirus-Infected Cells: Implications for Lipid Metabolism Remodeling upon Coronavirus Replication

BACKGROUND: Coronavirus causes respiratory infections in humans. [Context](#)

Evidence Score 18.34 2016 Aug 26 Springerplus PMID27625974 Soomnarong, Rapeepun

Title: Molecular epidemiology and characterization of human coronavirus in Thailand, 2012–2013

BACKGROUND: Porcine deltacoronavirus (PDCoV) is a novel coronavirus that can cause diarrhea in nursing piglets. [Context](#)

Evidence Score 18.30 2019 Apr 16 BMC Vet Res PMID39092015 Wu, Jiao L

Title: Expression profile analysis of 5-day-old neonatal piglets infected with porcine Deltacoronavirus

Feline infectious peritonitis (FIP), caused by virulent feline coronavirus, is the leading infectious cause of death in cats. [Context](#)

Evidence Score 15.09 2019 Dec 30 Viruses PMID31905881 Chen, Si

Title: Feline Infectious Peritonitis Virus Nsp5 Inhibits Type I Interferon Production by Cleaving NEMO at Multiple Sites

The SARS coronavirus causes lung injury and inflammation in part through actions on the nonclassical renin-angiotensin pathway. [Context](#)

Evidence Score 17.69 No Date No journal info Hendrickson, Carolyn M

Title: Viral Pathogens and Acute Lung Injury: Investigations Inspired by the SARS Epidemic and the 2009 H1N1 Influenza Pandemic

21 Choi et al. [Context](#)

Evidence Score 17.57 2019 Dec 17 Infect Drug Resist PMID31905501 Czyzewski, Krzysztof

Title: Epidemiology, Outcome and Risk Factors Analysis of Viral Infections in Children and Adolescents Undergoing Hematopoietic Cell Transplantation: Antiviral Drugs Do Not Prevent Epstein–Barr Virus Reactivation

Middle East respiratory syndrome coronavirus (MERS-CoV) is a novel coronavirus that can cause severe lower respiratory tract infection in humans (1,2). [Context](#)

Evidence Score 17.36 2014 Aug Emerg Infect Dis PMID25075761 Raj, V. Stalin

Title: Isolation of MERS Coronavirus from a Dromedary Camel, Qatar, 2014

SARS causes fever, cough, serious lung problems, and even death. [Context](#)

Evidence Score 17.35 2017 Oct 27 Mil Med Res PMID29502517 Rajakurama, Sanjeewa Jayachandra

Title: Strategy and technology to prevent hospital-acquired infections: Lessons from SARS, Ebola, and MERS in Asia and West Africa

Feline coronaviruses, especially feline infectious peritonitis virus (FIPV)—a mutation of Feline Enteric Coronavirus (FECV), may induce lethal diseases in cats [10], while canine coronavirus (CCoV) infections, which cause canine enteric illness in dogs, are prevalent as well [11]. [Context](#)

Evidence Score 17.30 2012 Jun 19 Viruses PMID22816036 Zhong, Yanxin

Title: Recent Progress in Studies of Arterivirus- and Coronavirus-Host Interactions

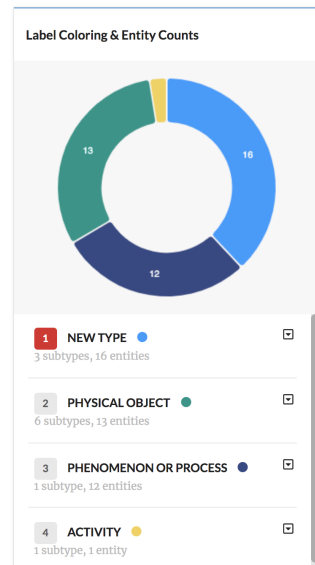


Figure 3: Case study: (CORONAVIRUS cause DISEASEORSYNDROME)

Q COVID-19, remdesivir

COVID 19 Cancer And Heart Disease

"COVID-19, remdesivir" (Total: 10000, Took: 3ms)
 - At most 10 results are shown per page -

Remdesivir as a possible therapeutic option for the COVID-19 crisis [Context](#)

Evidence Score 31.90 2020 Travel Medicine and Infectious Disease Al-Tawfiq, Jafar A

Clinical trials on promising regimens for COVID-19, such as remdesivir, lopinavir, and chloroquine phosphate are ongoing, which shed light on conquering the COVID-19 epidemic [2]. [Context](#)

Evidence Score 31.32 No Date No journal info

Title: No Title

4.28 In addition, a case report showed that remdesivir, an adenosine analogue, has shown survival benefits in one severe COVID-19 pneumonia patient [29]. [Context](#)

Evidence Score 31.78 No Date No journal info

Title: No Title

On 13 February, Clifford Lane went to a Washington, D.C.–area airport to catch a flight to Japan, where he would help launch a study of an experimental drug, remdesivir, against coronavirus disease 2019 (COVID-19). [Context](#)

Evidence Score 25.02 2020 Science Cohen, Jon

Title: Quarantined at home now, U.S. scientist describes his visit to China's hot zone

Clinical trials of remdesivir for treatment of COVID-19 just started on Feb. 5th and 12th, 2020 in Wuhan and Beijing, respectively, and the experimental results remain unclear [85, 86]. [Context](#)

Evidence Score 31.61 2020 Viruses Xu, Jiabao

Title: Systematic Comparison of Two Animal-to-Human Transmitted Human Coronaviruses: SARS-CoV-2 and SARS-CoV

Several drugs such as chloroquine, arbidol, remdesivir, and favipiravir are currently undergoing clinical studies to test their efficacy and safety in the treatment of coronavirus disease 2019 (COVID-19) in China; some promising results have been achieved thus far. [Context](#)

Evidence Score 22.94 2020 Drug Discoveries & Therapeutics Dong, Liying

Title: Discovering drugs to treat coronavirus disease 2019 (COVID-19)

Remdesivir has been used for the treatment of Ebola in pregnant women [26], however it should be acknowledged that Ebola is a condition with a CFR of 50% for which there would be higher tolerance for adverse effects of a potentially beneficial treatment than would be the case for COVID-19 where the CFR is around 1%. [Context](#)

Evidence Score 22.36 No Date No journal info

Title: No Title

We have read with great interest the successful application of Remdesivir to curing a COVID-19 patient in the US, and to clinical trials indicates that it may have significant potential as such an antiviral. [Context](#)

Evidence Score 21.79 No Date No journal info

Title: No Title

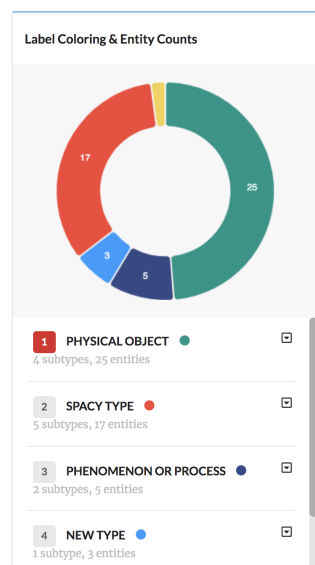


Figure 4: Case study: (COVID-19, remdesivir)

Q SARS-COV-2, Amodiaquine

COVID 19 Cancer And Heart Disease

"SARS-COV-2, Amodiaquine" (Total: 10000, Took: 6ms)
- At most 10 results are shown per page -

A related antimalarial drug, amodiaquine, also has activity in vitro against MERS-CoV and SARS-CoV [38]. [Context](#)

✓ Evidence Score 28.75 | 2017 Dec | Drugs | PMID29143192 | Dyaal, Julie
Title: Middle East Respiratory Syndrome and Severe Acute Respiratory Syndrome: Current Therapeutic Options and Potential Targets for Novel Therapies

Two of these drugs also have activity against MERS-CoV and SARS-CoV, amodiaquine (antimalarial agent) and toremifene citrate (breast cancer treatment). [Context](#)

✓ Evidence Score 24.36 | 2017 Dec | Drugs | PMID29143192 | Dyaal, Julie
Title: Middle East Respiratory Syndrome and Severe Acute Respiratory Syndrome: Current Therapeutic Options and Potential Targets for Novel Therapies

Additional investigations are warranted to determine if amodiaquine or mefloquine have value for repurposing for treatment of MERS or SARS. [Context](#)

✓ Evidence Score 21.19 | 2017 Dec | Drugs | PMID29143192 | Dyaal, Julie
Title: Middle East Respiratory Syndrome and Severe Acute Respiratory Syndrome: Current Therapeutic Options and Potential Targets for Novel Therapies

For example, chloroquine is active against human coronavirus OC43 (in vitro and in infected mice) as well as SARS (in vitro) 10, 30, 31, while amodiaquine also inhibits dengue virus 2 replication and infectivity in vitro 11. [Context](#)

✓ Evidence Score 20.69 | 2014 Dec 12 | P1000Res | PMID25653841 | Ekims, Sean
Title: A common feature pharmacophore for FDA-approved drugs inhibiting the Ebola virus

Amodiaquine, an antimalarial drug, inhibits dengue virus type 2 replication and infectivity [Title](#)

✓ Evidence Score 20.20 | No Date | No journal info | Boonyasupayakorn, Siwaporn

Be cause high homology of SARS-CoV-2 and SARS-CoV. [Context](#)

✓ Evidence Score 19.46 | No Date | No journal info

Title: No Title

However, despite high similarities between proteins S between SARS-CoV-1 and SARS-CoV-2 viruses, existing neutralizing antibodies are ineffective against SARS-CoV-2 3. [Context](#)

✓ Evidence Score 19.43 | 2020-03-06 | No journal info | Alam, I

Title: Functional pangenome analysis suggests inhibition of the protein E as a readily available therapy for COVID-2019.

Considering the occupational exposure by SARS-CoV-2, SARS-CoV-2 related assay were arranged. [Context](#)

✓ Evidence Score 19.36 | No Date | No journal info

Title: No Title

Does SARS-CoV-2 orf8 and orf10 proteins, which have no homology proteins in SARS-CoV, play roles in the infectivity and pathogenicity of SARS-CoV-2? [Context](#)

✓ Evidence Score 19.35 | 2020 | Viruses | Xu, Jiabao

Title: Systematic Comparison of Two Animal-to-Human Transmitted Human Coronaviruses: SARS-CoV-2 and SARS-CoV

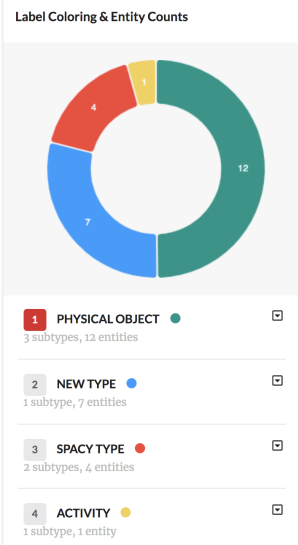


Figure 5: Case study: (COVID-19, amodiaquine)

Q COVID-19, masks

COVID 19 Cancer And Heart Disease

"COVID-19, masks" (Total: 10000, Took: 3ms)
- At most 10 results are shown per page -

Although surgical masks are in widespread use by the general population, there is no evidence that these masks prevent the acquisition of COVID-19, although they might slightly reduce the spread from an infected patient. [Context](#)

✓ Evidence Score 25.22 | No Date | The Lancet Infectious Diseases | Xiao, Yonghong

Title: Taking the right measures to control COVID-19

COVID-19 is transmitted by saliva droplets, contact, and other transmission routes such as aerosols, 23, 24 which can be prevented by wearing masks. [Context](#)

✓ Evidence Score 25.11 | No Date | No journal info

Title: No Title

Face masks do not seem to be as effective in protecting those who are not infected, and wearing a mask could be useful only when taking care of a person with suspected COVID-19 [20]. [Context](#)

✓ Evidence Score 23.91 | 2020 | Healthcare (Basel) | PMID32120965 | Amodio, Emanuele
Title: Outbreak of Novel Coronavirus (SARS-Cov-2): First Evidences From International Scientific Literature and Pending Questions

Further, general population and government response efforts have increased the use of face masks, restricted travel, delayed school reopening and isolated suspected persons, all of which could additionally slow the spread of COVID-19. [Context](#)

✓ Evidence Score 23.91 | No Date | No journal info

Title: No Title

In order to cope with the outbreak of COVID-19, the government of Jingmen has implemented several preventative measures since January 23. Residents were also ordered to wear masks in public areas. [Context](#)

✓ Evidence Score 23.72 | No Date | No journal info

Title: No Title

As a result of these policies and public information and education campaigns, Chinese citizens started to take measures to protect themselves against COVID-19, such as staying at home as far as possible, limiting social contacts, and wearing protective masks when they needed to move in public. [Context](#)

✓ Evidence Score 21.36 | No Date | The Lancet | Chen, Simiao

Title: COVID-19 control in China during mass population movements at New Year

COVID-19. [Title](#)

✓ Evidence Score 19.67 | 2020 | Laeknabladid | PMID32124733 | Briem, Haraldur

COVID-19 causes COVID-19 disease that has similar symptoms as SARS-CoV. [Context](#)

✓ Evidence Score 19.60 | 2020 | European review for medical and pharmacological sciences | PMID3214569 | Kannan, S

Title: COVID-19 (Novel Coronavirus 2019) - recent trends

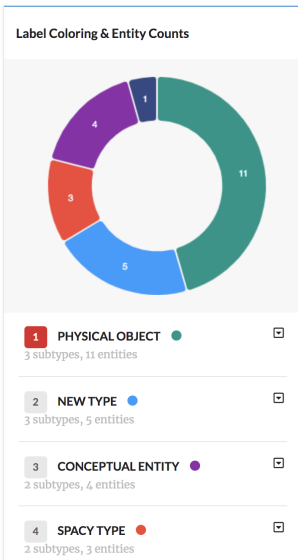


Figure 6: Case study: (COVID-19, masks)