

An extra-component method for evaluating fast matrix-vector multiplication with special functions

Andrew V. Terekhov

Institute of Computational Mathematics and Mathematical Geophysics, 630090, Novosibirsk, Russia

Novosibirsk State Technical University, 630073, Novosibirsk, Russia

Abstract

In calculating integral or discrete transforms, use has been made of fast algorithms for multiplying vectors by matrices whose elements are specified as values of special (Chebyshev, Legendre, Laguerre, etc.) functions. The currently available fast algorithms are several orders of magnitude less efficient than the fast Fourier transform. To achieve higher efficiency, a convenient general approach for calculating matrix-vector products for some class of problems is proposed. A series of fast simple-structure algorithms developed under this approach can be efficiently implemented with software based on modern microprocessors. The method has a pre-computation complexity of $O(N^2 \log N)$ and an execution complexity of $O(N \log N)$. The results of computational experiments with the algorithms show that these procedures can decrease the calculation time by several orders of magnitude compared with a conventional direct method of matrix-vector multiplication.

Keywords: Integral transforms, discrete transforms, fast algorithms, Legendre, Laguerre, Chebyshev, Fourier, Jacobi

PACS: 02.60.Dc, 02.60.Cb, 02.70.Bf, 02.70.Hm

1. Introduction

The discrete Fourier transform has become an extremely popular method of numerical analysis due to the invention the fast Fourier transform algorithm (FFT) [1]. The method decreases computational costs from $O(N^2)$ to $O(N \log N)$ in the calculation of matrix-vector products of the form

$$y = \mathcal{F}x, \quad \mathcal{F} \in \mathbb{C}^{N \times N}, \quad y, x \in \mathbb{C}^N,$$

$$\mathcal{F} := \frac{1}{\sqrt{N}} \left(\exp \left(\frac{2\pi i j k}{N} \right) \right)_{j,k=0}^{N-1}$$

where \mathcal{F} is a Fourier transform matrix and $i = \sqrt{-1}$. This algorithm has become a breakthrough in the development of methods of mathematical simulation and digital signal processing. This naturally brings up the question of whether efficient procedures can be created

Email address: andrew.terekhov@mail.ru (Andrew V. Terekhov)

not only for trigonometric functions, but also for classical orthogonal polynomials, such as Chebyshev, Legendre, Gegenbauer, Jacobi, Laguerre, and Hermite ones [2, 3], as well as for other systems of functions, such as spherical harmonics [4]. Let us consider some of the existing approaches to constructing such fast algorithms.

The construction of an economical method for the discrete Chebyshev transform, which can be calculated using the fast discrete cosine transform (DCT) based on the FFT algorithm, is one of the simplest methods based on classical orthogonal polynomials [5, 6, 7, 8]. The fast Chebyshev transform can be used to construct an efficient algorithm for Legendre polynomials [9, 10] and, in a more general case, for Gegenbauer and Jacobi polynomials [11, 12, 13, 14]. Various approaches to calculating the expansion coefficients with a changed basis are studied in [15, 16, 17, 18]. A new fast "divide and conquer" algorithm to calculate the Laguerre transform is proposed in [19]. The problem of implementing the fast Hermite transform is considered in [20], where a fast algorithm with a computational complexity of $O(N \log^2 N)$ operations is proposed. Mathematical modeling of climate, solving problems of weather forecasting, geophysics, astronomy, as well as partial differential equations – this is an incomplete list of possible applications of spherical functions. For this case, as well as for classical orthogonal polynomials, numerous fast algorithms have been developed to reduce the total operation count from $O(N^4)$ to $O(N^2 \log N)$ [21, 22, 23, 24, 25, 26].

Some more general algorithms are based on the idea of a preliminary compression of the original matrix, for instance, by using the wavelet transform [27], the local cosine transform [28, 29, 22], or the "butterfly" algorithm [30, 31, 32, 33]. As a rule, a large amount of arithmetic operation is needed for the preliminary compression of the matrix, but the method allows decreasing the total calculation time for multiple calculations of matrix-vector products. In the present paper, a simple and efficient method of matrix compression based on the standard FFT procedure will be considered for some class of algorithms. The computational complexity of the above methods is, by and large, less than that of the algorithm of direct matrix-vector multiplication. However, their proportionality constant, which does not depend on the order of the matrix in question, is much greater than that of the FFT algorithm [4], since the existing methods consist of numerous steps and data have to be read/written multiple times from/to RAM. As a result, their actual performance turns out to be much less than that of the FFT algorithm. Hence, using the fast algorithms for small values of N ($N < 2048$) may be unreasonable. In the present paper, to overcome these difficulties a series of fast algorithms of matrix multiplication for a wide class of special matrices will be proposed.

2. One-step extra-component algorithm

2.1. Non-equispaced fast trigonometric transform

Consider Chebyshev polynomials $T_n : \mathbb{R} \rightarrow \mathbb{R}$ of the first kind defined on the interval $\Omega = [-1, 1]$

$$T_n(x) = \cos(n \arccos(x)), \quad x \in \Omega, \quad (1)$$

which form an orthogonal basis in $L_{2,\omega}(\Omega)$

$$\int_{-1}^1 T_n(x)T_m(x)\omega(x)dx = \frac{\pi}{c_n}\delta_{mn},$$

where $\omega(x) = (1 - x^2)^{-1/2}$, $c_0 = 1$, $c_n = 2$ for $n \geq 1$, and δ_{mn} is the Kronecker delta.

Let a function $f(x) : \Omega \rightarrow \mathbb{R}$ be given, and let there exist the integral

$$\|f\|_{L_{2,\omega}(\Omega)}^2 = \int_{-1}^1 \omega(x)|f(x)|^2 dx.$$

Then there exists a representation of the form

$$f(x) = \sum_{k=0}^{\infty} \hat{f}_k T_k(x), \quad x \in \Omega, \quad (2)$$

$$\hat{f}_k = \frac{c_k}{\pi} \int_{-1}^1 f(x)T_k(x) \frac{dx}{\sqrt{1-x^2}} = \frac{c_k}{\pi} \int_0^\pi \cos(k\theta) f(\cos(\theta)) d\theta. \quad (3)$$

Assume that the values of \hat{f}_k are known, and consider a problem of calculating a partial sum for (2) which is written in the form of a matrix-vector product $\mathbf{F} = A\hat{\mathbf{F}}$, where

$$A := (\cos(m \arccos(x_n)))_{n,m=0}^{N,M} \in \mathbb{R}^{(N+1) \times (M+1)}, \quad (4)$$

$$\mathbf{F} = (f(x_n))_{n=0}^N, \quad \hat{\mathbf{F}} = (\hat{f}_m)_{m=0}^M.$$

For a Chebyshev set of nodes, $x_n = \cos(n\pi/N)$, and $M = N$ the matrix-vector multiplication (4) can be calculated in $O(N \log N)$ arithmetic operations using the discrete cosine transform (DCT) [4]. In the general case, for an arbitrary distribution of nodes, $x_k \in \Omega$, the operation count will be $O(NM)$. In what follows, a new algorithm will be developed to calculate $A\hat{\mathbf{F}}$ and $A^T \mathbf{F}$ in $O(N \log N + M\varrho(\varepsilon))$ and $O(M \log M + N\varrho(\varepsilon))$ arithmetic operations, respectively, where $\varrho(\varepsilon) \leq 25$ is a quantity depending on the required accuracy.

Consider a row of the matrix A :

$$A_{1\cdot} = [1, \cos(\theta_0), \cos(2\theta_0), \dots, \cos(M\theta_0)], \quad (5)$$

where $\theta_0 = 0.5$. Fig. 1a presents an example of the sequence $A_{1\cdot}$, and the absolute values of the corresponding Fourier components, $\mathcal{F}A_{1\cdot}^T$, are shown in Fig. 1b (see curve "Kaiser 0"). Due to the sharp changes in the function values at the boundaries, the absolute values of all coefficients of the Fourier series are nonzero, that is, the spectrum is not localized or, at least, finite.

To eliminate this undesirable effect, one can use, for instance, the Kaiser weight function [34]:

$$w_n^{\zeta,N} = \frac{I_0\left(\zeta\sqrt{1-(2n/N-1)^2}\right)}{I_0(\zeta)}, \quad 0 \leq n \leq N. \quad (6)$$

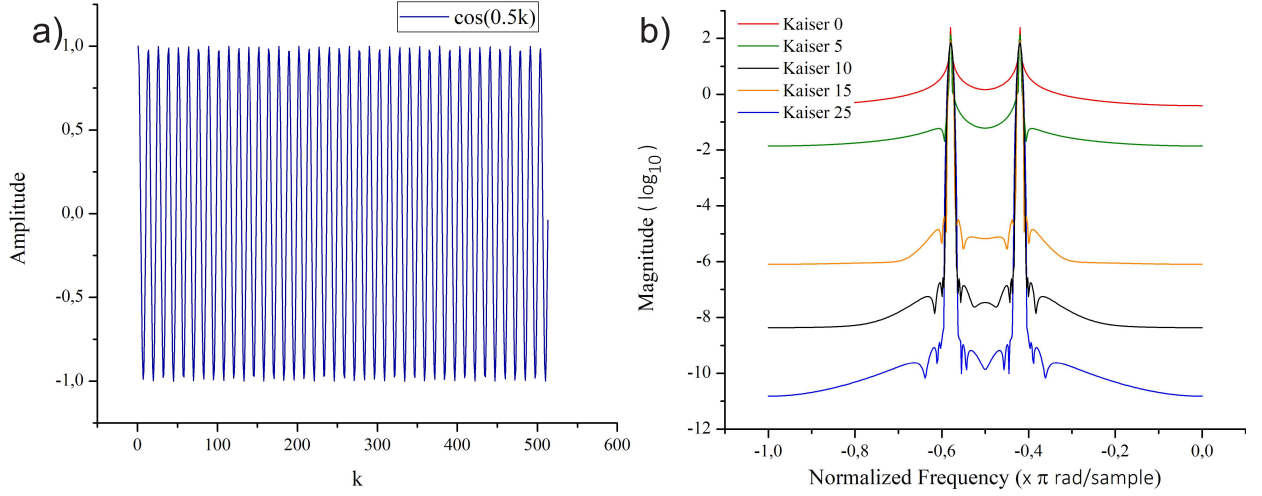


Figure 1: a) row A_1 . with points connected by lines; b) absolute values of the coefficients of the corresponding Fourier series for various weight functions

Here I_0 is the zeroth-order modified Bessel function of the first kind, and $\zeta \geq 0$ determines the shape of the Kaiser weight function. Figure 2 shows the Kaiser weight function in time and spectral domains for several values of the parameter ζ .

Now consider a transform $\ddot{A}_1 = \mathcal{F}W_M A_1^T$ for the row (5), where W_M is a diagonal matrix defined as

$$W_M = \text{diag} \left\{ w_0^{\zeta, M}, w_1^{\zeta, M}, \dots, w_M^{\zeta, M} \right\} \in \mathbb{R}^{M+1, M+1}.$$

The absolute values of the spectrum components are presented in Fig. 1b in a logarithmic scale. As the parameter ζ increases, the spectrum for (5) becomes to a large extent localized so that for some $\varepsilon > 0$ the matrix elements satisfying the condition $|\tilde{a}_{1j}| < \varepsilon \max_j |\tilde{a}_{1j}|$ may be considered zero. A similar transform applied to all rows of the matrix A provides a compressed matrix

$$\ddot{A} = A W_M \mathcal{F}^*, \quad (7)$$

in which a significant number of elements can be ignored, since they are relatively small (see Fig. 3).

Taking into account the property of orthogonality, $\mathcal{F}\mathcal{F}^* = \mathcal{F}^*\mathcal{F} = I$, where I is the unit matrix, we can write the product $\mathbf{F} = A \hat{\mathbf{F}}$ as

$$\mathbf{F} = A \underbrace{W_M \mathcal{F}^* \mathcal{F} W_M^{-1}}_I \hat{\mathbf{F}} = \ddot{A} \mathcal{F} W_M^{-1} \hat{\mathbf{F}}, \quad (8)$$

and the product $\hat{\mathbf{F}} = A^T \mathbf{F}$ as

$$\hat{\mathbf{F}} = \underbrace{W_N^{-1} \mathcal{F}^* \mathcal{F} W_N^{-1}}_I A^T \mathbf{F} = W_N^{-1} \mathcal{F} \ddot{A}^T \mathbf{F}. \quad (9)$$

Thus, the preliminary calculation of the matrices \ddot{A} or \ddot{A}^T , which have compact sparsity patterns, provides an efficient calculation of the desired matrix-vector products. For each

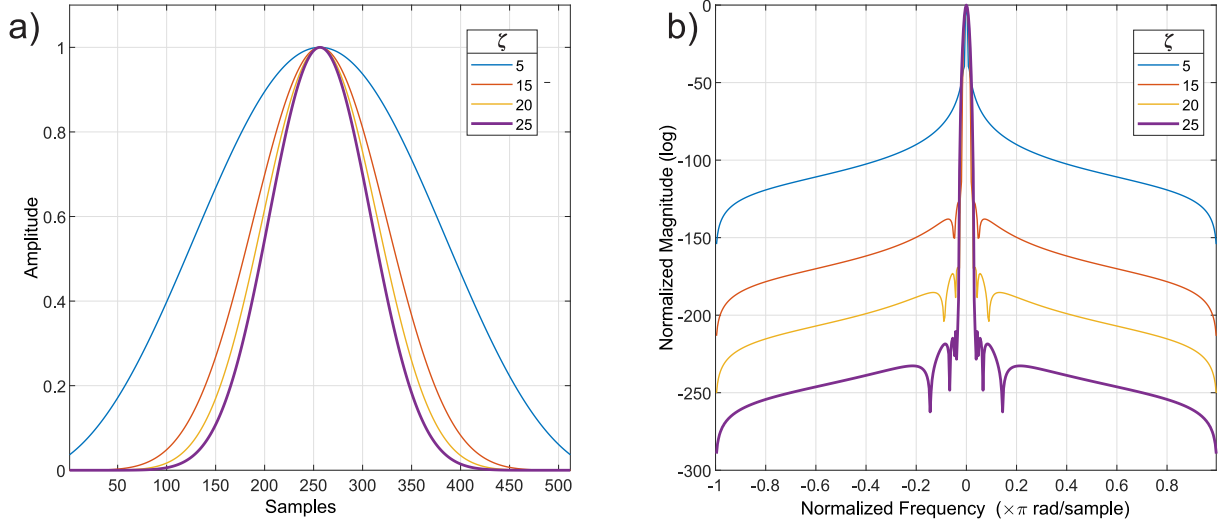


Figure 2: Kaiser weight function for several values of the parameter ζ in a) time and b) frequency domains

vector to be multiplied, only one Fourier transform and one multiplication by a compressed matrix (\tilde{A} or \tilde{A}^T) are required. The multiplication by the diagonal matrix W_M increases the total number of calculations only slightly.

2.2. Reducing the computational errors

The efficient procedures for multiplying a vector by the matrix (4) have been fully described, except for the calculation errors in formulas (8) and (9). The elements of the diagonal matrix W_N^{-1} may become very large. Therefore, a matrix-vector product for this matrix may increase the errors caused by ignoring relatively small elements of the compressed matrices \tilde{A} and \tilde{A}^T .

Let us consider a modification of the calculation formulas (8) to exclude the increase in the errors. For this an augmented matrix A_e is obtained from the matrix A by adding some new columns:

$$A_e := (\cos(m\theta_n))_{n=0, m=-s}^{N, M+s}, \quad (10)$$

where $s \geq 0$ is a parameter of the number of columns added on the left and right sides. Since the extra elements of the matrix A_e are defined by formula (4), the sparsity pattern of the matrix \tilde{A}_e remains compact. Let us also form a new vector $\hat{\mathbf{F}}_1$ supplemented with zeros:

$$\hat{\mathbf{F}}_1 = \left(\underbrace{0, \dots, 0}_{extra}, \underbrace{\hat{f}_0, \hat{f}_1, \dots, \hat{f}_M}_{\hat{\mathbf{F}}}, \underbrace{0, \dots, 0}_{extra} \right)^T, \quad (11)$$

to be consistent with the dimensions of the augmented matrix A_e . Thus, when using formula (8) the first and last s of the diagonal elements of the matrix W_{M+2s}^{-1} are multiplied by the fictitious zeros of the vector $\hat{\mathbf{F}}_1$. This allows controlling the accuracy of calculations by choosing the proper value of the parameter s .

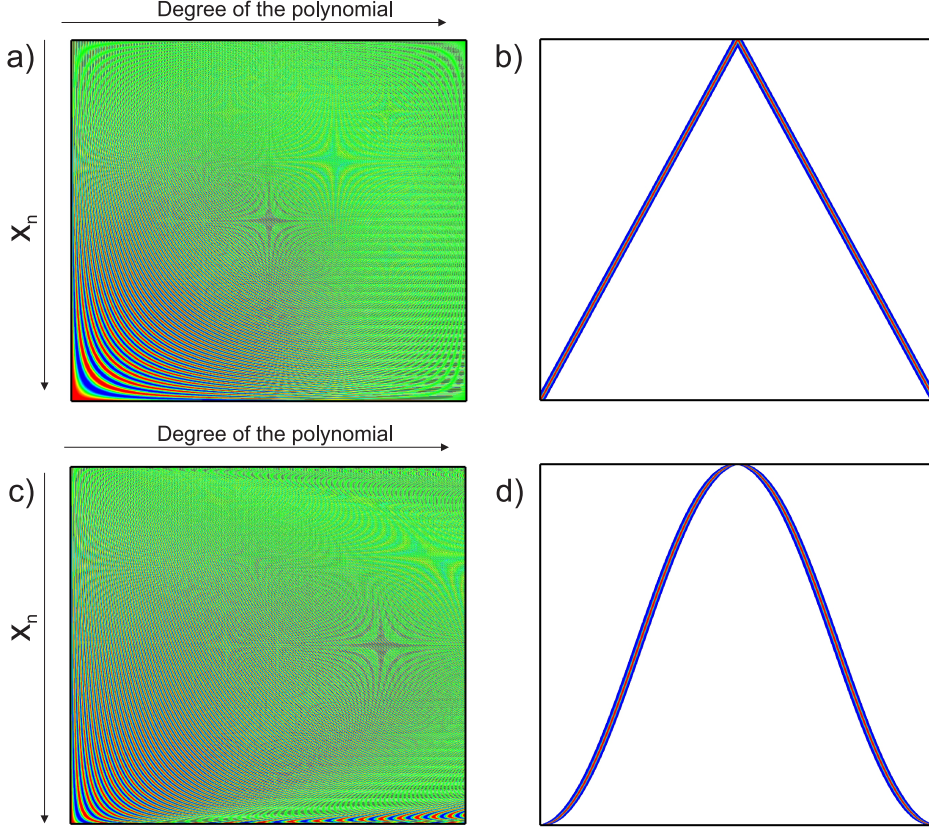


Figure 3: $A_e \in \mathbb{R}^{512 \times 512}$ for a) Chebyshev nodes and c) equispaced nodes. Absolute values of elements of the compressed matrix $A_e W_{512} \mathcal{F}^* \in \mathbb{C}^{512 \times 512}$ for b) Chebyshev nodes and d) equispaced nodes

To calculate the product $A^T \mathbf{F}$ by formula (9) with accuracy control some extra rows are added:

$$\hat{\mathbf{F}}_2 = A_e^T \mathbf{F} = (\cos(m\theta_n))_{m=-s, n=0}^{M+s, N} \mathbf{F}. \quad (12)$$

Once the vector $\hat{\mathbf{F}}_2$ is calculated, the first and last s components are discarded:

$$\hat{\mathbf{F}}_2 = \left(\underbrace{\hat{f}_{-s}, \dots, \hat{f}_{-1}}_{extra}, \underbrace{\hat{f}_0, \hat{f}_1, \dots, \hat{f}_M}_{\hat{\mathbf{F}}}, \underbrace{\hat{f}_{M+1}, \dots, \hat{f}_{M+s}}_{extra} \right)^T. \quad (13)$$

As mentioned above, the parameter ζ determines the form of the Kaiser weight function (Fig. 2) and controls the accuracy and number of the calculations. The degree of matrix compression depends on the parameter ζ , since the multiplications of the rows of the matrix A by the Kaiser weight function can limit the sharp changes between the first and last elements of the rows and, thus, localize the spectrum. The parameters $\zeta(\varepsilon_1)$ and $s(\varepsilon_2, \zeta)$ can be chosen using the following procedures:

<ul style="list-style-type: none"> • function $\zeta(\varepsilon_1)$ <ul style="list-style-type: none"> $\zeta \leftarrow 50$ repeat <ul style="list-style-type: none"> $\zeta \leftarrow \zeta - 0.1$ until $1/I_0(\zeta) < \varepsilon_1$ • end function 	<ul style="list-style-type: none"> • function $s(\varepsilon_2, \zeta)$ <ul style="list-style-type: none"> $s \leftarrow 1$ while $w_s^{\zeta, M+2s} < \varepsilon_2$ <ul style="list-style-type: none"> $s \leftarrow s + 1$ end while • end function
---	---

Thus, the parameters $\zeta(\varepsilon_1)$ and $s(\varepsilon_2, \zeta)$ are calculated by an exhaustive search in a small number of arithmetic operations to calculate the matrix-vector products with an accuracy of $\varepsilon_1/\varepsilon_2$.

Let us now formulate some fast algorithms of multiplying the matrices A and A^T of the form (4) by a vector as follows:

Algorithm 1 Multiplication $\mathbf{F} = A\hat{\mathbf{F}}$

1. *Preprocessing stage*
 - 1.1 For a given $\varepsilon_1 < \varepsilon_2$ calculate $\zeta(\varepsilon_1)$ and $s(\varepsilon_2, \zeta)$.
 - 1.2 Set the extended matrix $A_e := (\cos(m\theta_n))_{n=0, m=-s}^{N, M+s}$.
 - 1.3 Calculate the compressed matrix $\ddot{A}_e = A_e W_{M+2s} \mathcal{F}^*$ and store the elements with absolute values greater than $\varepsilon_1 \|\ddot{A}_e\|_{\max}$.
 2. *Calculation stage*
 - 2.1 Set $\hat{\mathbf{F}}_1$ according to (11).
 - 2.2 Calculate $\mathbf{F} = \ddot{A}_e \mathcal{F} W_{M+2s}^{-1} \hat{\mathbf{F}}_1$.
-

The following algorithm is used to calculate the forward Chebyshev transform:

Algorithm 2 Multiplication $\hat{\mathbf{F}} = A^T \mathbf{F}$

1. *Preprocessing stage*
 - 1.1 For a given $\varepsilon_1 < \varepsilon_2$ calculate $\zeta(\varepsilon_1)$ and $s(\varepsilon_2, \zeta)$.
 - 1.2 Set the extended matrix $A_e^T := \left((\cos(m\theta_n))_{m=-s, n=0}^{M+s, N} \right)^T$.
 - 1.3 Calculate the compressed matrix $\ddot{A}_e^T = \mathcal{F}^* W_{M+2s} A_e^T$ and store the elements with absolute values greater than $\varepsilon_1 \|\ddot{A}_e^T\|_{\max}$.
 2. *Calculation stage*
 - 2.1 Calculate $\hat{\mathbf{F}}_2 = W_{M+2s}^{-1} \mathcal{F} \ddot{A}_e^T \mathbf{F}$.
 - 2.2 Discard the first and last s elements of the vector $\hat{\mathbf{F}}_2$ from (13) to form the required vector $\hat{\mathbf{F}}$.
-

The preprocessing stage requires about $O(NM \log M)$ arithmetic operations, and the calculation stage, $O(M \log M + \varrho(\varepsilon)N)$ operations, which is much less than $O(MN)$ for the direct method of calculating matrix-vector products. Algorithms 1 and 2 can be used for multiple matrix-vector products not only for the matrix (4), but also for fast multiplication of matrices of the form

$$A := (\sin(mx_n))_{n=0, m=0}^{N, M} \quad \text{or} \quad A := (\exp(imx_n))_{n=0, m=0}^{N, M},$$

which are also widely used in various fields of numerical analysis. Note that x_n can be arbitrarily distributed on the interval Ω . In addition to the Kaiser weight function (6), other functions with similar spectral characteristics (for instance, Chebyshev or Hamming functions) can be used [34]. The Kaiser function is convenient: its shape is specified by varying the parameter ζ to make a compromise between the accuracy and efficiency of the calculations of the fast transform.

3. Multi-step extra-component algorithm

Let a function $f(x)$ be given on the interval $\Omega = [-1, 1]$ and square integrable with the Jacobi weight:

$$\|f\|_{\omega^{\alpha, \beta}}^2 = \int_{-1}^1 \omega^{\alpha, \beta}(x) |f(x)|^2 dx, \quad \omega^{(\alpha, \beta)}(x) = (1-x)^\alpha (1+x)^\beta.$$

Then the function can be presented as a series

$$f(x) = \sum_{n=0}^{\infty} \hat{f}_n^{(\alpha, \beta)} J_n^{(\alpha, \beta)}(x), \quad x \in \Omega \quad (14)$$

with expansion coefficients of the form

$$\hat{f}_n^{(\alpha, \beta)} = \frac{1}{\|J_n^{(\alpha, \beta)}\|} \int_{-1}^1 (1-x)^\alpha (1+x)^\beta J_n^{(\alpha, \beta)}(x) f(x) dx \approx \frac{1}{\|J_n^{(\alpha, \beta)}\|} \sum_{i=1}^k \omega_i f(x_i), \quad (15)$$

where $\alpha, \beta \geq -1$, and ω_i, x_i are weights and nodes of the Gaussian quadrature formula. By specifying various values of the parameters α and β , one can obtain particular cases of Jacobi polynomials, namely: Chebyshev, Legendre, or Gegenbauer polynomials [2]. In what follows, a multi-step version of the extra-component method will be proposed for calculating a matrix-vector product with the following matrix:

$$B := (J_m^{(\alpha, \beta)}(x_n))_{n, m=0}^{N, M} \in \mathbb{R}^{(N+1) \times (M+1)}. \quad (16)$$

Unfortunately, algorithms 1 and 2 of the previous section cannot be directly applied to the matrix (16) without modification, since, in contrast to the Chebyshev polynomials, the behavior of the Jacobi polynomials in a neighborhood $m = 0$ changes considerably (Fig. 4).

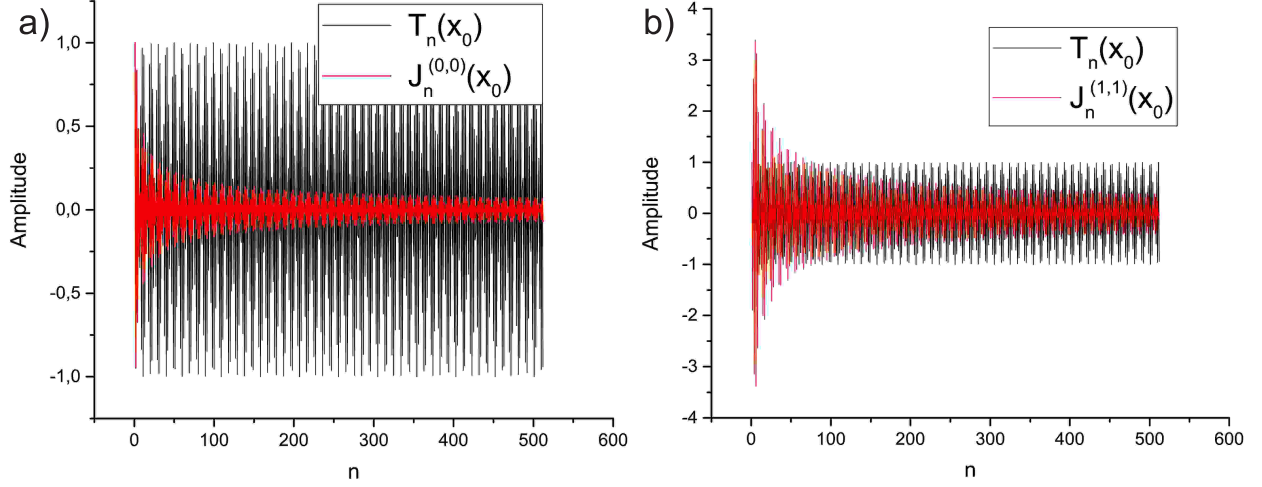


Figure 4: a) Chebyshev and Legendre polynomials and b) Chebyshev and Jacobi polynomials of various orders at $x_0 = 1/2$

It is not clear how the extra elements for the matrix B_e should be specified at $m < 0$ to make use of the procedures from Section 2.2.

Note, however, that if the transform (8) is used for the matrix B , the sparsity pattern of the compressed matrix for Jacobi polynomials (Fig. 5) does not differ from that for Chebyshev polynomials (Fig. 3). Hence, a more general calculation process (Fig. 6) can be proposed: the elementary step for calculating $\mathbf{F} = B\hat{\mathbf{F}}$ is performed by algorithm 3, and that for calculating $\hat{\mathbf{F}} = B^T\mathbf{F}$ is performed by algorithm 4, respectively.

The improvement is as follows (Fig. 6a): Since no extra columns for the extended matrix B_e can be added "on the left", the extra columns for the matrix B_e are added only "on the right" by using $J_m^{(\alpha,\beta)}(x_n)$. The first s columns of the initial matrix B are assumed to be the extra columns of the matrix B_e . Therefore, the vector multiplied by the matrix is modified as follows:

$$\hat{\mathbf{F}}_3 = \left(\underbrace{0, \dots, 0}_{\text{extra}}, \underbrace{\hat{f}_{s+1}, \hat{f}_{s+2}, \dots, \hat{f}_M}_{\hat{\mathbf{F}}}, \underbrace{0, \dots, 0}_{\text{extra}} \right)^T. \quad (17)$$

That is, the first s components, corresponding to $\hat{f}_1, \hat{f}_2, \dots, \hat{f}_s$ become zero, whereas in the extended vector (11) zeros are added before these components. Hence, the thus-calculated $B_e\hat{\mathbf{F}}_3$ will contain no terms corresponding to the product of the first s components of the vector $\hat{\mathbf{F}}$ and the first s columns of the matrix B . These terms will be calculated at the next steps of the extra-component method, for which a submatrix consisting of the first s columns of the initial matrix is formed. Then the process of multiplication is repeated. At the final step, the matrix-vector multiplication by the direct method is more efficient, since the size of the matrix at the last step is not large. The results of the calculations at the previous step are not used at the next step. Therefore, there arise no additional problems associated with stability. Of considerable interest is to study the degree of compression of all submatrices, since at $m = 0$ the behavior of the Jacobi polynomials changes (Fig. 4). This

question will be considered in the section devoted to computational experiments.

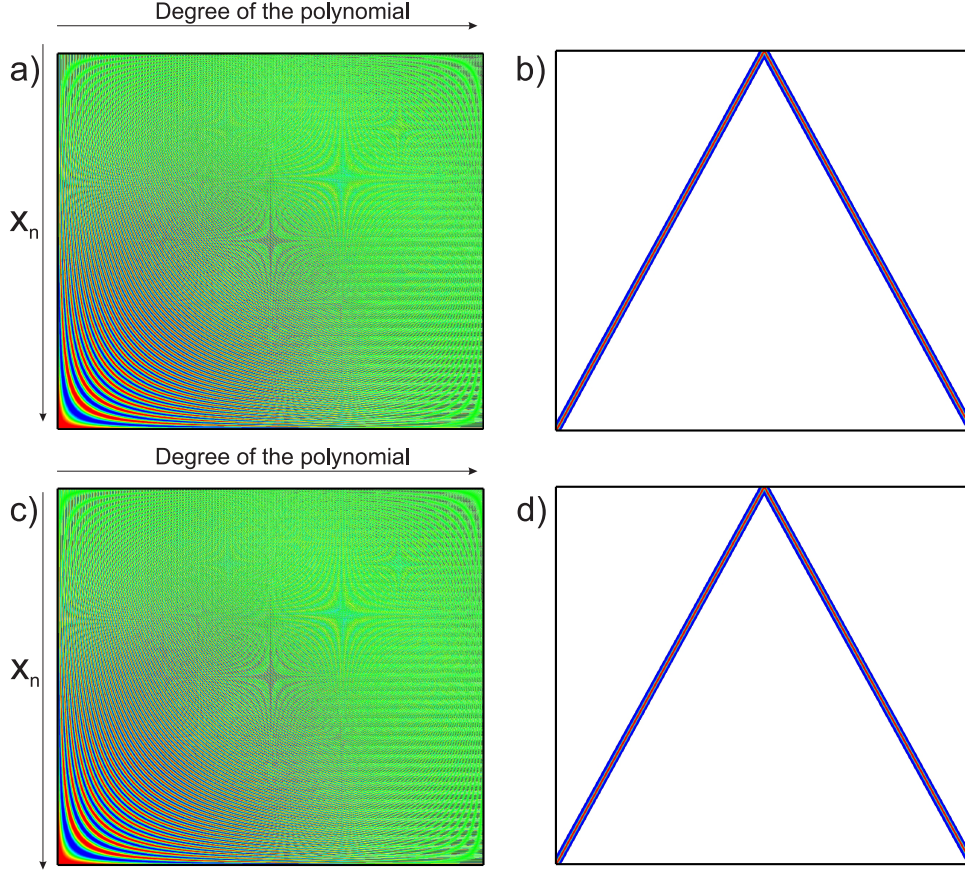


Figure 5: Matrix $B_e \in \mathbb{R}^{512 \times 512}$ for a) $J_n^{(0,0)}$ and c) $J_n^{(1,1)}$. Absolute values of elements of the compressed matrix $B_e W_{512} \mathcal{F}^* \in \mathbb{C}^{512 \times 512}$ for polynomials b) $J_n^{(0,0)}$ and d) $J_n^{(1,1)}$

Algorithm 3 Elementary step of the algorithm Fig. 6a

1. *Preprocessing stage*
 - 1.1 For a given $\varepsilon_1 < \varepsilon_2$ calculate $\zeta(\varepsilon_1)$ and $s(\varepsilon_2, \zeta)$.
 - 1.2 Set the extended matrix $B_e := \left(J_m^{(\alpha, \beta)}(x_n) \right)_{n, m=0}^{N, M+s}$.
 - 1.3 Calculate the compressed matrix $\ddot{B}_e = B_e W_{M+s} \mathcal{F}^*$ and store the elements with absolute values greater than $\varepsilon_1 \|\ddot{B}_e\|_{max}$.
 2. *Calculation stage*
 - 2.1 Set $\hat{\mathbf{F}}_3$ according to (17).
 - 2.2 Set $\mathbf{F} = \ddot{B}_e \mathcal{F} W_{M+s}^{-1} \hat{\mathbf{F}}_3$.
-

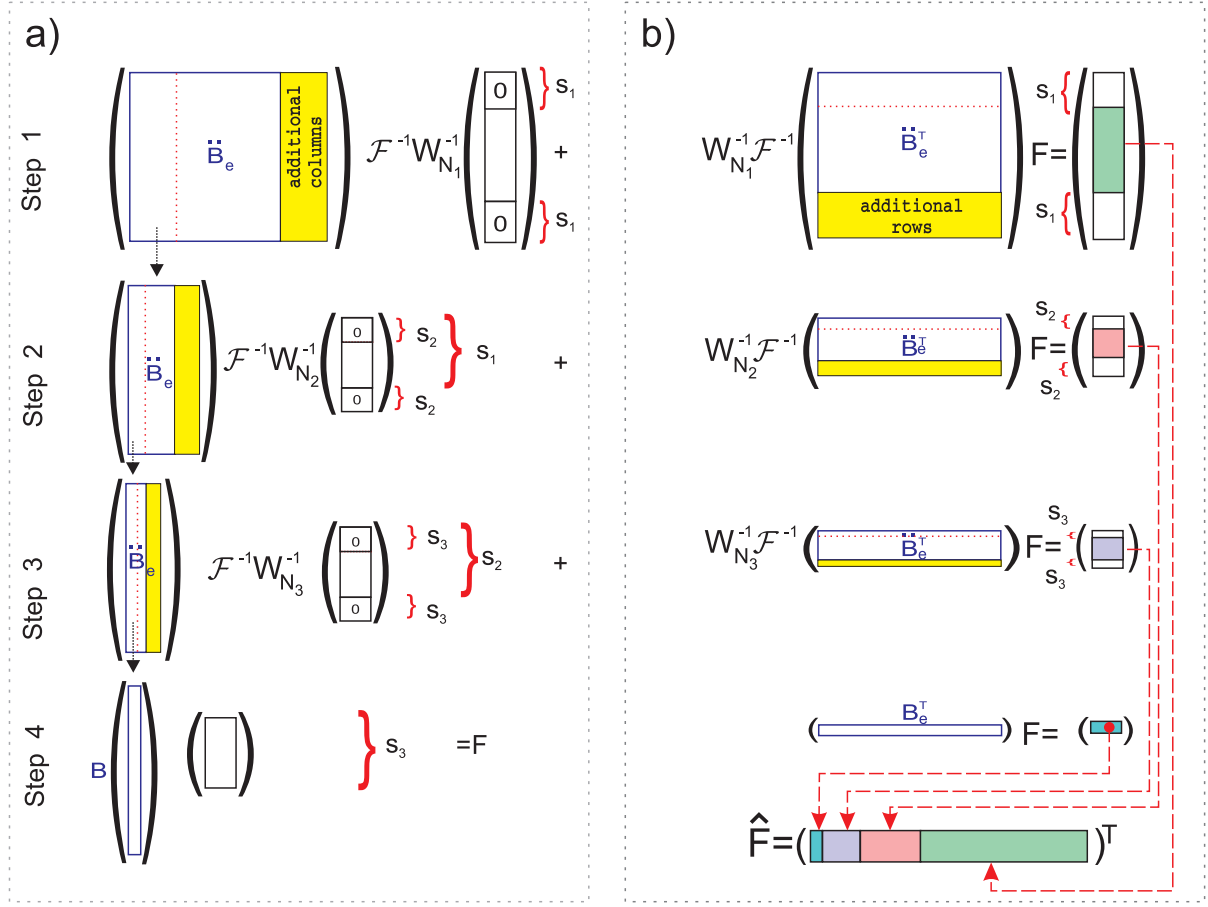


Figure 6: Multi-step version of the extra-component method for calculating the product a) $\mathbf{F} = B^T \hat{\mathbf{F}}$ and b) $\hat{\mathbf{F}} = B^T \mathbf{F}$

Algorithm 4 Elementary step of the algorithm Fig. 6b

1. *Preprocessing stage*
 - 1.1 For a given $\varepsilon_1 < \varepsilon_2$ calculate $\zeta(\varepsilon_1)$ and $s(\varepsilon_2, \zeta)$.
 - 1.2 Set the extended matrix $B_e^T := \left(J_m^{(\alpha, \beta)}(x_n) \right)_{m, n=0}^{M+s, N}$.
 - 1.3 Calculate $\ddot{B}_e^T = \mathcal{F} W_{M+s} B^T$ and store the elements with absolute values greater than $\varepsilon_1 \|\ddot{B}_e\|_{\max}$.
 2. *Calculation stage*
 - 2.1 Calculate $\hat{\mathbf{F}}_4 = W_{M+s}^{-1} \mathcal{F}^* \ddot{B}_e^T \mathbf{F}$.
 - 2.2 Discard the first and last s elements of the vector $\hat{\mathbf{F}}_4$, to form the required vector $\hat{\mathbf{F}}$.
-

4. Laguerre transform

Consider the extra-component method when used for multiplying a vector by a matrix whose elements are defined as Laguerre functions:

$$l_n(t) = \exp(-t/2)L_n(t), \quad t \geq 0, \quad (18)$$

where $L_n(t)$ are Laguerre polynomials of degree $n \geq 0$ [35]. These functions form a complete orthonormal system of functions in $L_2[0, \infty)$:

$$\int_0^\infty l_m(t)l_n(t)dt = \begin{cases} 0, & m \neq n, \\ 1, & m = n, \end{cases}$$

such that for any function $f(t) \in L_2[0, \infty)$ we have a representation in the form of a Laguerre series:

$$f(t) = \eta \sum_{m=0}^{\infty} \bar{f}_m l_m(\eta t), \quad (19)$$

$$\bar{f}_m = \int_0^\infty f(t)l_m(\eta t)dt, \quad (20)$$

where $\eta > 0$ is a parameter that controls the convergence rate of the series. The Laguerre transform is used in solving both forward and backward problems of mathematical modeling [36, 37, 4, 38, 39, 40]. Therefore, of interest is to reduce the number of operations when using formulas (19) and (20).

4.1. Spectral-domain algorithm

In the general case, to expand functions into a series in orthogonal polynomials it is often necessary to calculate integrals of rapidly oscillating functions. For this, to ensure both stability and high accuracy of calculations, high-accuracy Gaussian quadratures for nonuniform grids can be used. However, in solving many problems the initial data are specified with a constant discretization step, which does not allow using high-accuracy Gaussian quadratures. A new approach for calculating the transform (20) has been developed in [19]. It is based on solving the transport equation by the classical method of separation of variables.

Let us formulate an auxiliary initial boundary value problem for the convection equation

$$\frac{\partial v}{\partial t} - \frac{\partial v}{\partial x} = 0, \quad t > 0, \quad x \in [0, L], \quad (21)$$

with conditions $v(x, 0) = f(x)$, $v(0, t) = v(L, t)$. After the Laguerre transform with respect to time, this problem can be written as [41]

$$\left(\frac{\eta}{2} - \partial_x\right) \bar{v}_m = -\Phi(\bar{v}_m), \quad (22)$$

where $\Phi(\bar{v}_m) = -f + \eta \sum_{j=0}^{m-1} \bar{v}_j$. Since $\Phi(\bar{v}_m) = \eta \bar{v}_{m-1} + \Phi(\bar{v}_{m-1})$, from (22) we obtain

$$\left(\frac{\eta}{2} - \partial_x\right) \bar{v}_0 - f = 0, \quad (23a)$$

$$\left(\frac{\eta}{2} - \partial_x\right) \bar{v}_m = \left(-\frac{\eta}{2} - \partial_x\right) \bar{v}_{m-1}, \quad m = 1, 2, \dots \quad (23b)$$

Taking the Fourier transform with respect to the variable x , expressing the sought-for function in the spectrum, and going back to x , we obtain a solution to the problem (23) in the form [19]

$$\bar{v}_m(x) = \sum_{j=0}^{\infty} \tilde{f}_j \frac{\left(-\frac{\eta}{2} - ik_j\right)^m}{\left(\frac{\eta}{2} - ik_j\right)^{m+1}} \exp\left(i\frac{2\pi jx}{L}\right), \quad (24)$$

where \tilde{f}_j are the Fourier series coefficients for the function $f(x)$, which is given on the interval $x \in [0, L]$ and $k_j = j\frac{2\pi}{L}$. In accordance with the solution (24), the function $f(x)$, given as an initial condition, will "move" in the direction $x_0 = 0$. Writing the solution at this point in terms of the Laguerre series coefficients, we obtain

$$\bar{v}_m = \bar{v}_m(0) = \sum_{j=0}^{\infty} \tilde{f}_j \frac{\left(-\frac{\eta}{2} - ik_j\right)^m}{\left(\frac{\eta}{2} - ik_j\right)^{m+1}}. \quad (25)$$

This method of calculation, which is based on the classical method of separation of variables, adds fictitious periodicity of the form $f(t) = f(t + bL)$, where b is an arbitrary nonnegative integer. To exclude the periodicity, two different approaches have been proposed [19]: one approach uses the Parseval equality, and the other one, the conjugation operation

$$\mathbb{Q}\{\bar{v}_j; \tau\} = \sum_{m=0}^{\infty} (\bar{v}_m - \bar{v}_{m-1}) l_{m+j}(\eta\tau), \text{ where } \bar{v}_{-1} \equiv 0, \quad j = 0, 1, 2, \dots \quad (26)$$

It has been shown that if the conjugation operation $\mathbb{Q}^2\{\bar{v}_j; L\} \equiv \mathbb{Q}\{\mathbb{Q}\{\bar{v}_j; L\}; L\}$, is applied twice, the fictitious periodicity on the approximation interval $[0, L]$ can be excluded. The conjugation (26) is a linear correlation of two sequences, and it can be calculated for a finite number of terms using the FFT algorithm [42].

The calculation of the coefficients \bar{v}_m by formula (25) will require $O(N_x M)$ operations. Let us construct a fast algorithm on the basis of the extra-component method. It is easy to show that

$$\frac{\left(-\frac{\eta}{2} - ik_j\right)^m}{\left(\frac{\eta}{2} - ik_j\right)^{m+1}} = \frac{\exp(-im\phi(k_j))}{\eta/2 - ik_j},$$

where

$$\phi(k_j) = \arctan(-k_j, \eta/2) - \arctan(-k_j, -\eta/2),$$

and the function $\arctan(x, y)$ computes the principal value of the argument function of the complex number $x + iy$. Assume that the function to be approximated is represented by a Fourier series with $N_x + 1$ coefficients. Then formula (25) can be written as a matrix-vector product $\bar{\mathbf{V}} = C^T \tilde{\mathbf{F}}$, where

$$C := \left(\frac{\exp(-im\phi(k_j))}{\eta/2 - ik_j} \right)_{j=0, m=0}^{N_x, M}, \quad (27)$$

$$\bar{\mathbf{V}} = (\bar{v}_0, \bar{v}_1, \dots, \bar{v}_M)^T, \quad \tilde{\mathbf{F}} = (\tilde{f}_0, \tilde{f}_1, \dots, \tilde{f}_{N_x})^T.$$

To multiply the matrices C and C^T , algorithms 1 and 2 can be used without additional modifications, since the elements of the extended matrices for the function $\exp(-im\phi(k_j))$ are determined explicitly. Fig. 7 shows that once the procedure of compression is applied,

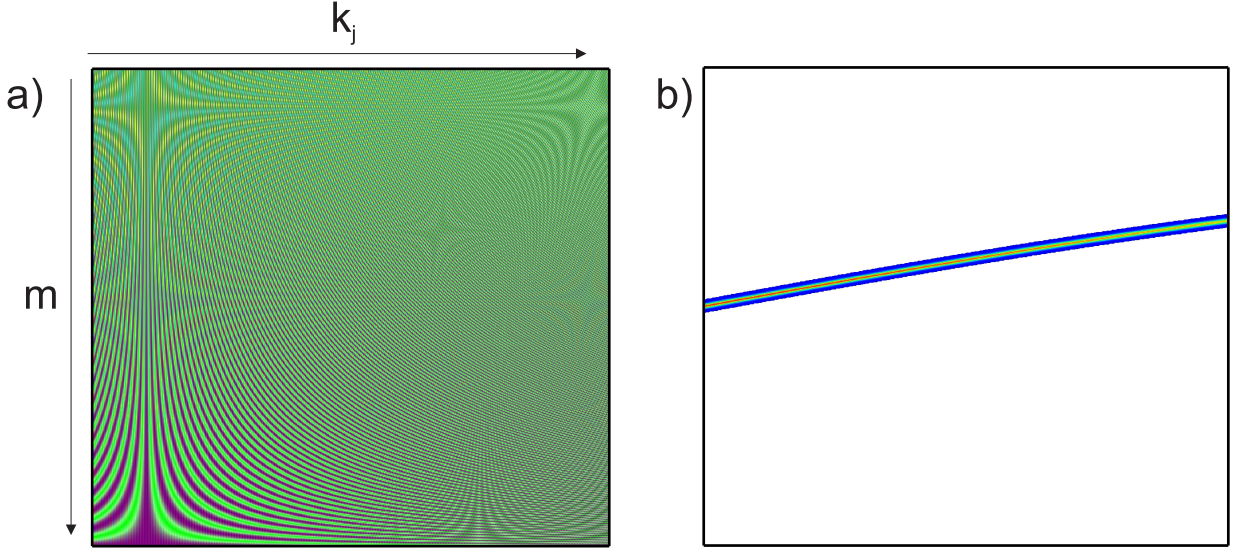


Figure 7: a) Real part of the matrix $C^T \in \mathbb{C}^{649 \times 501}$ of the form (27) with parameters $\eta = 2500$ and $k_j = 2j\pi/T$ for $T = 4$ sec.; b) Absolute values of the compressed matrix elements $\mathcal{F}^* W_{649} C^T \in \mathbb{C}^{649 \times 501}$

the number of matrix elements that can be neglected increases considerably. The function $f(x)$ is assumed to be periodic with zero values, $f(0) = f(L) = 0$, at the boundaries of the approximation interval $[0, L]$. A method for approximating functions of a more general form without this restriction is considered in [19].

To calculate the inverse of the Laguerre transform (19) using a spectral approach, the Laguerre series coefficients should be changed for the Fourier series coefficients for an equivalent approximation interval with no discontinuities of the function at the boundaries. In some cases this can be done on the basis of the operation (26). Nevertheless, an important question is whether fast algorithms 1 – 4 can be used to calculate the sum (19) directly in the time domain without using an auxiliary Fourier spectrum.

4.2. Time-domain algorithm

For equispaced nodes, consider the transforms (19) and (27) for the matrix shown in Fig. 8a. Practical calculations show (Fig. 8b,c) that algorithms 1 – 4 cannot be used efficiently, since the compression (8) or (9) does not decrease the number of nonzero matrix elements. However, if a transform of the form

$$\ddot{D} = \mathcal{F}^* W_M D W_N \mathcal{F}^*, \quad (28)$$

is used, Fig. 8d shows that a considerable number of the compressed matrix elements can be neglected in comparison with the one-dimensional compression in Fig. 8b,c.

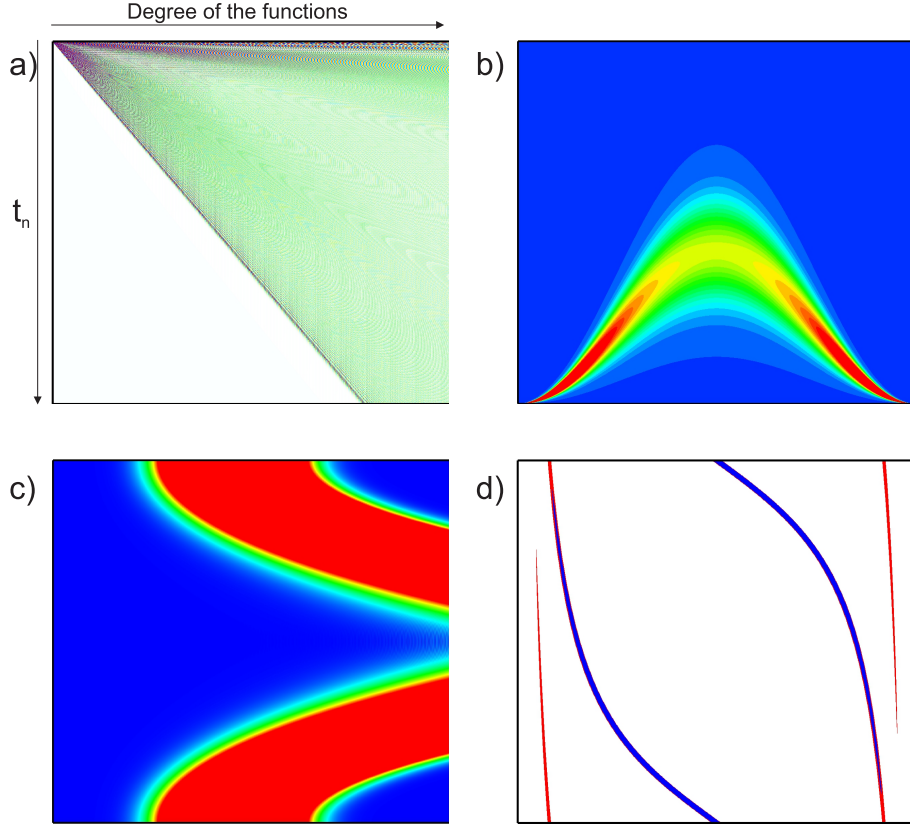


Figure 8: a) Laguerre transform matrix $D \in \mathbb{R}^{1000 \times 1024}$ and compressed matrices b) $DW_{1024}\mathcal{F}^*$, c) $\mathcal{F}^*W_{1000}D$, and d) $\mathcal{F}^*W_{1000}DW_{1024}\mathcal{F}^*$

Calculations by formula (28) can be made by using a combination of the algorithms in Fig. 6a,b. For instance, at calculation stage 2.1 of algorithm 3, algorithm 4 should be used for the multiplication by the matrix \tilde{A} with some additional compression of the matrix \tilde{A} rows. Another way is to use algorithm 4 with the compression of the matrix rows and then its columns by using algorithm 3. Thus, the matrix \tilde{D} is a result of taking the two-dimensional Fourier transform of the matrix $W_M DW_N$. The two-dimensional compression is considered in more detail in Section 5.3.2. To calculate the forward transform (20), it is not reasonable to abandon the spectral approach, since otherwise Gaussian quadratures with integration nodes defined on a nonuniform grid will have to be used, which may be inconsistent with the original data of the problem.

5. Numerical experiments

Let us consider a series of computational experiments to estimate the efficiency of the above-proposed algorithms of fast matrix-vector multiplication for some special matrices. An important property of this approach in comparison to the existing ones is its simple

software implementation. This is due to the fact that the main operations are the fast Fourier transform, which is implemented in many libraries of numerical analysis, as well as the multiplication of a vector by a compressed matrix, which can be done rather efficiently. All algorithms have been implemented as Fortran-90 programs using BLAS and FFTW libraries of the Intel Math Kernel Library. The calculations have been made on Intel Xeon E5-2680v3 processors with a frequency of 2500 MHz and 192Gb RAM.

5.1. Trigonometric transform

Consider a matrix-vector multiplication of the form (4) to calculate the values of a Chebyshev series at points $x_n \in [-1, 1]$, $n = 0, 1, \dots, N$. This class of matrices is widely used, since in the general case not only the Chebyshev transform, but also the Laguerre transform (as shown above), as well as many other applied problems of computational mathematics, can be reduced to a trigonometric basis. Since the elements of the matrix (4) are real, the Fourier series coefficients are symmetrically conjugate. Hence, only a half of the compressed matrix needs to be calculated at the preprocessing step (Fig. 3). The elements of the vector being multiplied will also be real. Therefore, the Fourier transform at the second stage of algorithms 1 – 4 is performed to calculate half the spectrum of the vector for the dimensions to be consistent.

The results of the experiments are presented in Table 1, where the calculation time T is defined as the averaged time of a thousand calculations. It is clear that the approach being proposed can significantly decrease the calculation time in a wide range of N -values. To achieve an accuracy of 10^{-7} the number of extra columns was specified as $s \approx N/4$, and to achieve an accuracy of 10^{-14} it was specified as $s \approx N/2$. In the first case the size of the original matrix increased by one and a half, and in the second case it increased by a factor of two, respectively. Regardless of the matrix order N , in the first case the number of stored diagonals of the compressed matrix (Fig. 3) $bw = 16$, and in the second case $bw = 24$. The compact structure of the compressed matrix makes the method highly efficient in a wide range of N -values.

In the software implementation of the algorithms, to achieve maximum efficiency the parameter $s = s(\varepsilon_2, \zeta)$ (which affects not only the accuracy but also the efficiency of the extra-component method) must be chosen correctly. The computational complexity of the FFT algorithm is estimated at $O(N \log N)$. However, in practice (see Fig. 9) the time of some fast algorithms (the DCT is implemented on the basis of the FFT) can differ considerably for neighboring values of N and, hence, the above estimate becomes not valid. According to the computational experiments, the size of the extended matrix $A_e \in \mathbb{R}^{N, M+2s}$ should be such that the FFT could be made in the least time (shown by the red line in Fig. 9), which corresponds to an estimate of $O(N \log N)$. For this, one could take a slightly larger parameter s than required to achieve the required accuracy and, hence, select the locally optimal size of the Fourier transform. This approach calls for a preliminary assessment of the efficiency of the FFT procedure in a neighborhood of $M + 2s$ values. As a result, for any set of nodes x_n the efficiency of the extra-component method will be equally high (see Fig. 9 and Table 2), and the DCT, FFT, or DST (discrete sine transform) for nonoptimal transform sizes can be performed in less time than required for the standard highly optimized library functions.

On the whole, the results of the computational experiments show that the algorithms being proposed in the present article are very efficient.

	BLAS	Alg.2($\varepsilon_1 = 10^{-9}$, $\varepsilon_2 = 10^{-4}$, bw=16)			Alg.2($\varepsilon_1 = 10^{-15}$, $\varepsilon_2 = 10^{-2}$, bw=24)		
N	T_1	T_2	T_1/T_2	$\frac{\ A\mathbf{x} - \ddot{A}W_N\mathcal{F}\mathbf{x}\ _2}{\ A\mathbf{x}\ _2}$	T_3	T_1/T_3	$\frac{\ A\mathbf{x} - \ddot{A}W_N\mathcal{F}\mathbf{x}\ _2}{\ A\mathbf{x}\ _2}$
64	1.06e-6	4.94e-7	2.14	1.1d-8	7.68e-7	1.3	1.4e-15
128	4.50e-6	9.78e-7	4.60	2.1e-8	1.54e-6	2.9	1.4e-15
256	3.12e-5	2.15e-6	14.5	1.2e-8	3.38e-6	9.2	2.1e-15
512	1.20e-4	4.38e-6	27.3	1.3e-8	7.10e-6	16.9	2.1e-15
1024	4.89e-4	9.49e-6	51	1.0e-8	1.46e-5	33.4	1.9e-15
2048	3.94e-3	1.95e-5	202	1.2e-8	3.00e-5	131	2.1e-15
4096	2.58e-2	4.01e-5	643	1.0e-8	6.43e-5	401	2.1e-15
8192	0.1	8.63e-5	1158	1.2e-8	1.43e-4	699	2.2e-15
16384	0.45	1.90e-4	2368	1.5e-8	3.63e-4	1239	2.2e-15
32768	1.87	5.70e-4	3280	1.2e-8	9.39e-4	1991	2.1e-15

Table 1: Calculation time (T , seconds) and calculation accuracy of the direct and fast algorithms of multiplying a vector by a matrix of the form (4) versus the order of the matrix N ; bw is the number of diagonals of the compressed matrix; to achieve a calculation accuracy of 10^{-8} and 10^{-15} the number of extra columns was set at $N/4$ and $N/2$ based on the calculated parameters $\zeta(\varepsilon_1)$ and $s(\varepsilon_2, \zeta)$

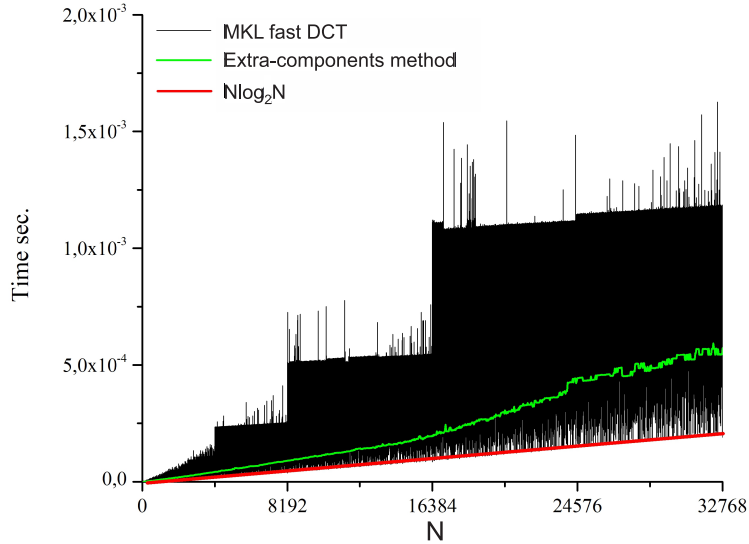


Figure 9: Calculation time of discrete cosine transform versus transform size N

5.2. Jacobi transform

Using, as an example, the forward and backward Jacobi transforms, let us consider the efficiency of multi-step algorithms 3 and 4. Fig. 10 and Table 3 show the calculation accuracy

N	DCT	Alg.2($\varepsilon_1 = 10^{-15}$, $\varepsilon_2 = 10^{-2}$)	Alg.2($\varepsilon_1 = 10^{-9}$, $\varepsilon_2 = 10^{-4}$)	Speed-Up	
	T ₁	T ₂	T ₃	T ₁ /T ₂	T ₁ /T ₃
268	9.88e-6	3.45e-6	2.35e-6	2.9	4.2
446	1.57e-5	6.20e-6	3.88e-6	2.5	4.1
624	2.16e-5	8.73e-6	5.42e-6	2.4	4.0
980	3.33e-5	1.41e-5	9.64e-6	2.4	3.5
2048	7.74e-5	3.18e-5	1.96e-5	2.4	3.9
5862	3.39e-4	1.05e-4	6.73e-5	3.2	5.1
8210	7.25e-4	1.89e-4	9.73e-5	3.8	7.5
11430	7.76e-4	2.21e-4	1.41e-4	3.5	5.5
17002	1.54e-3	4.51e-4	2.65e-4	3.4	5.8
20580	1.55e-3	5.83e-4	3.40e-4	2.7	4.5
24482	1.48e-3	7.37e-4	4.46e-4	2.0	3.3
32486	1.63e-3	1.01e-3	6.26e-4	1.6	2.6

Table 2: Calculation time (T , seconds) of discrete cosine transform versus transform size N ; bw is the number of diagonals of the compressed matrix; to achieve a calculation accuracy of 10^{-8} and 10^{-15} the number of extra columns was set at $N/4$ and $N/2$ based on the calculated parameters $\zeta(\varepsilon_1)$ and $s(\varepsilon_2, \zeta)$

of the forward transform (15) and of a sequence of the transforms (15) and (14) versus the parameters α and β . The calculations have shown that the efficiency of algorithms 3 and 4 does not depend on α and β , and to provide an accuracy of $\approx 10^{-10}$ the compressed matrix must be stored with a bandwidth $bw = 20$. With increasing α or β the calculation accuracy of the forward transform does not change. However, if the forward and backward transforms are used in sequence with increasing α or β , the error also begins to increase rapidly, since $BB^T \neq I$ due to the accumulation of errors when using the three-term recurrence relations that determine the values of the Jacobi polynomials. In this case the algorithm of fast matrix-vector multiplication based on the extra-component method demonstrates high accuracy, since the orthogonality property of the matrices is not used.

Table 4 presents the sizes of the submatrices used at the i -th step of multi-step algorithm 3 and 4. It is clear that the multiplication of matrices of order $N < 128$ can be made in two steps, whereas for $N = 16384$ and $N = 32768$ five steps will be needed, including the last one, in which the multiplication is performed by the direct method. At each step, a FFT of size N_i is performed, and a vector is multiplied by a compressed $N_i \times N$ matrix, with $\approx 20N$ operations regardless of the step number, which decreases the efficiency by a factor of two or three in comparison with algorithms 1 and 2.

5.3. Laguerre transform

5.3.1. One-dimensional compression of the transformation matrix

Let us assess the efficiency of the above-proposed algorithms for multiplying a vector by a matrix defined by the series (25). The software implementation of the extra-component method for this matrix does not differ from those for the Chebyshev transform or cosine transform discussed in Section 5.1. Table 5 shows that the extra-component method de-

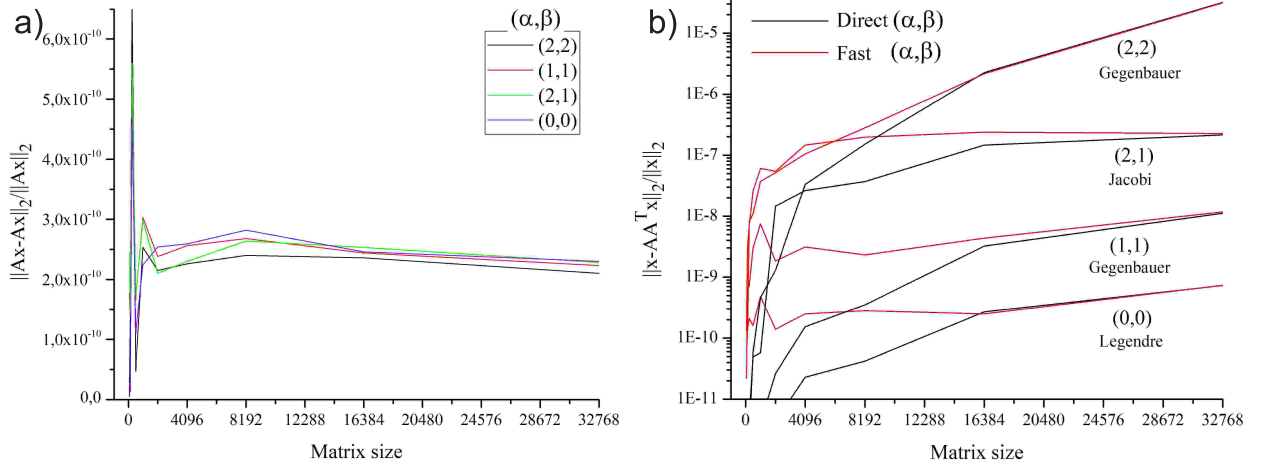


Figure 10: Calculation accuracy of the Jacobi transform with parameters (α, β) versus the size of the matrix for a) only forward transform and b) forward transform with subsequent backward transform

N	BLAS		Alg.3,4($\varepsilon_1 = 10^{-10}$, $\varepsilon_2 = 5 \cdot 10^{-5}$, bw=20)			
	T_1	$\frac{\ x - AA^T x\ _2}{\ x\ _2}$	T_2	T_1 / T_2	$\frac{\ Ax - \tilde{A}x\ _2}{\ Ax\ _2}$	$\frac{\ x - \tilde{A}\tilde{A}^T x\ _2}{\ x\ _2}$
64	1.06e-6	4.0e-14	2.71e-6	0.4	3.0e-10	1.5e-10
128	4.51e-6	1.1e-13	3.52e-6	1.2	1.6e-10	1.4e-10
256	3.12e-5	3.3e-13	4.41e-6	7	4.7e-10	2.1e-10
512	1.21e-4	9.7e-13	0.97e-5	12	1.1e-10	1.6e-10
1024	4.89e-4	3.4e-12	1.92e-5	25	2.2e-10	4.8e-10
2048	3.94e-3	4.3e-12	5.06e-5	77	2.5e-10	1.4e-10
4096	2.58e-2	2.3e-11	1.13e-4	228	1.9e-10	2.5e-10
8192	0.1	4.2e-11	2.18e-4	458	1.6e-10	2.8e-10
16384	0.45	2.1e-10	5.41e-4	833	2.6e-10	2.5e-10
32768	1.87	7.3e-10	1.22e-3	1527	2.3e-10	7.4e-10

Table 3: Calculation time (T , seconds) versus transform size N to perform forward (or backward) Legendre transform($P_n(x) \equiv J_n^{(0,0)}(x)$) with an accuracy of $\approx 10^{-10}$

creases the calculation time by several orders of magnitude in comparison to the direct method, and demonstrates high accuracy. Thus, if a function represented by a Laguerre series can be approximated by a rapidly converging Fourier series, the backward transform can be efficiently calculated using the spectral approach with algorithm 1. With algorithm 2, by solving the convection equation, the forward transform can be made, with subsequent exclusion of the fictitious periodicity. Consider a function represented by a Laguerre series (or expanded in a Laguerre series) and assumed to be periodic. If it has discontinuities at the boundaries of the approximation interval, an empirical technique from [19] can be used to overcome these limitations.

Step of algorithm 3					
N	N ₁	N ₂	N ₃	N ₄	N _d
64	80	–	–	–	16
128	154	–	–	–	26
256	320	80	–	–	16
512	640	154	–	–	26
1024	1200	208	–	–	32
2048	2400	416	80	–	16
4096	4802	896	228	–	38
8192	9600	1664	320	–	16
16384	19208	3360	640	128	24
32768	38416	6610	1181	228	36

Table 4: Size of submatrices $N \times N_i$ at the i -th step of multi-level algorithm 3. Size of matrix $N \times N_d$ at the last step

N	BLAS	Alg.2($\varepsilon_1 = 10^{-9}$, $\varepsilon_2 = 10^{-4}$, bw=16)			Alg.2($\varepsilon_1 = 10^{-15}$, $\varepsilon_2 = 10^{-2}$, bw=24)		
	T ₁	T ₂	T ₁ /T ₂	$\frac{\ A\mathbf{x} - \ddot{A}W_N\mathcal{F}\mathbf{x}\ _2}{\ A\mathbf{x}\ _2}$	T ₃	T ₁ /T ₃	$\frac{\ A\mathbf{x} - \ddot{A}W_N\mathcal{F}\mathbf{x}\ _2}{\ A\mathbf{x}\ _2}$
128	1.83e-5	1.58e-6	12	4.9e-7	2.22e-6	8.2	1.8e-15
256	9.20e-5	3.25e-6	28	4.2e-7	4.89e-6	19	1.6e-15
512	3.54e-4	6.89e-6	51	1.3e-8	1.03e-5	34	1.4e-15
1024	1.42e-3	1.45e-5	97	1.3e-8	2.10e-5	66	1.8e-15
2048	1.43e-2	3.07e-5	465	6.3e-9	4.61e-5	311	2.1e-15
4096	5.56e-2	6.72e-5	827	5.8e-9	1.02e-4	545	3.5e-15
8192	0.26	1.52e-4	1710	8.5e-9	2.41e-4	1087	5.8e-15

Table 5: Calculation time (T , seconds) and calculation accuracy of the direct and fast algorithms of multiplying a vector by a matrix of the form (27) versus the order of the matrix N ; bw is the number of diagonals of the compressed matrix; to achieve a calculation accuracy of 10^{-8} and 10^{-15} the number of extra columns was set at $N/4$ and $N/2$ based on the calculated parameters $\zeta(\varepsilon_1)$ and $s(\varepsilon_2, \zeta)$

5.3.2. Two-dimensional compression of the transformation matrix

Consider a two-dimensional procedure of compression (28) of the extra-component method for directly calculating the Laguerre series (19). The dimension of the transformation matrix (Fig 11a) is set at $M \times N$, where $N \in [2200, 16000]$ is the the number of expansion terms of the Laguerre series, and $M = 1500$ is the the number of values of the Laguerre series to be calculated at points $t_i = 12(i - 1)/M$, $i = 1, 2, \dots, M$. Fig. 12 shows the degree of compression of the matrix and the achieved approximation accuracy. It is clear that the transformation matrix can be compressed up to 3 – 4% of the initial number of elements. In contrast to the multiplication by the matrix (25), for the Laguerre transform inversion it will be necessary to multiply by the six matrices shown in Fig. 11b. If it were not for the division by the Kaiser weight function, the final result could be obtained by multiplying only the first matrix by a vector. However, to exclude division by near-zero elements of the

matrices W_N and W_M (see Section 2.2), the multiplication will have to be performed by five additional matrices of various orders, which (since their sparsity patterns are compact) can be efficiently multiplied by a vector.

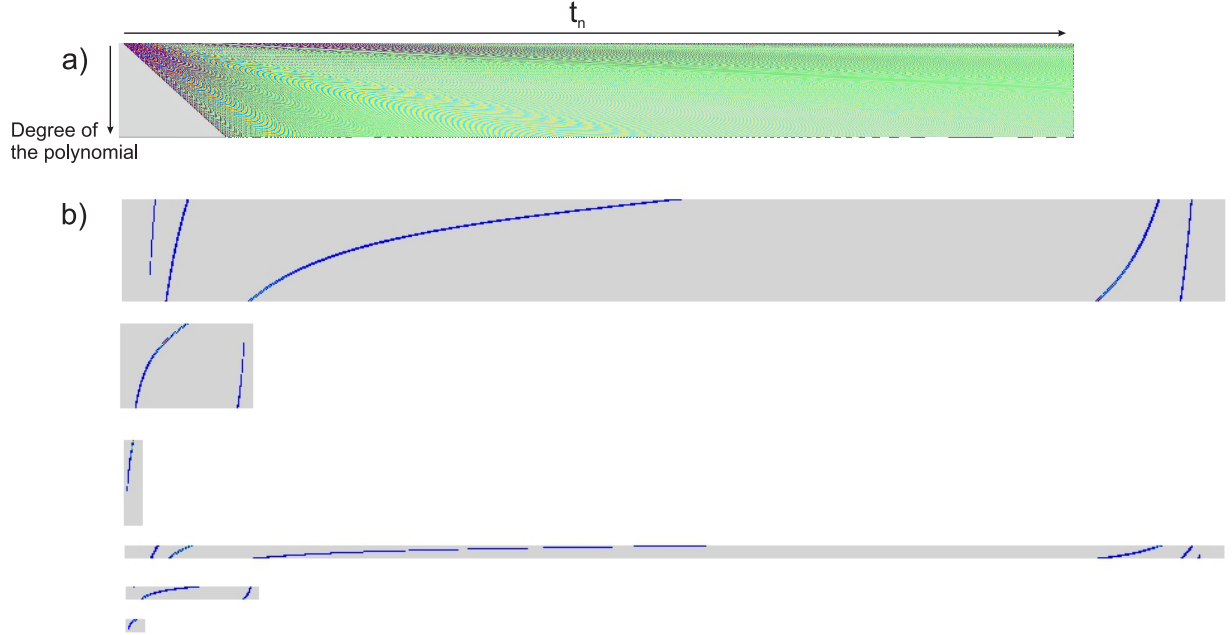


Figure 11: Decomposition of a) matrix of the backward Laguerre transform (19) into b) six compressed matrices of the multistep version of the extra-component method

The calculation times are given in Table 6, which shows that the two-dimensional algorithm is somewhat less efficient than the one-dimensional version of the extra-component method (see Table 5). This can be explained: first, by the fact that the calculations must be performed using a multi-level two-dimensional scheme and, second, by the greater number of extra components added in comparison with the one-dimensional compression, since the errors of multiplication by the matrices W_N^{-1} and W_M^{-1} must be excluded. Nevertheless, the proposed two-dimensional method of matrix compression for calculating values of the series (19) significantly reduces the calculation time in comparison with the direct multiplication algorithm without introducing any fictitious periodicity.

Thus, although it is difficult to create a fast algorithm of the Laguerre transform that could compete with the direct method of matrix-vector multiplication (especially in the case of small dimensions), some new ideas for solving this problem have been proposed in the present paper. This opens up additional possibilities for practical use of integral and discrete transforms in problems of numerical analysis.

5.4. Spherical harmonics expansion

The construction of an efficient numerical method for expanding a function into a series in terms of spherical harmonics and vice versa is a hard and important problem which may

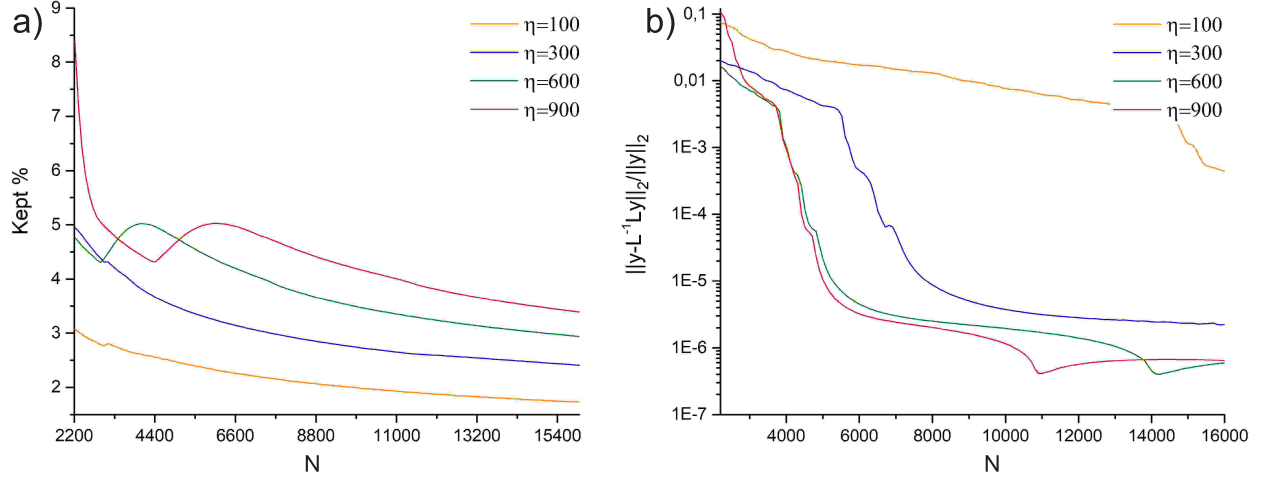


Figure 12: a) Two-dimensional matrix compression, and b) accuracy of the backward Laguerre transform for $N \times 1500$ matrices

N	BLAS	$\eta=100$			$\eta = 500$			$\eta = 1000$		
	T_1	T_2	T_1/T_2	Kept %	T_3	T_1/T_3	Kept %	T_4	T_1/T_4	Kept %
512	1.20e-4	2.31e-5	5.2	6.4	2.73e-5	4.4	7.6	4.74e-5	2.5	24
1024	4.89e-4	7.13e-5	6.9	3.7	6.93e-5	7.1	5.0	6.41e-5	7.6	6.5
2048	3.94e-3	1.36e-4	29	2.1	1.47e-4	27	2.9	1.62e-4	24	3.5
4096	2.58e-2	2.84e-4	91	0.9	3.24e-4	80	1.4	3.37e-4	76	1.7
8192	0.1	7.18e-4	140	0.3	8.10e-4	123	0.6	8.50e-4	118	0.8

Table 6: Calculation time and degree of two-dimensional compression of the backward Laguerre transform $N \times 1500$ matrix (19) for a calculation accuracy of 10^{-7}

be formulated as follows:

$$f(\theta, \phi) = \sum_{m=0}^N \exp(im\phi) \sum_{l=|m|}^N f_l^m P_l^m(\cos(\theta)), \quad (29)$$

$$f_l^m = \int_0^\pi \int_0^{2\pi} \exp(-im\phi) P_l^m(\cos(\theta)) f(\theta, \phi) \sin(\theta) d\phi d\theta, \quad (30)$$

where θ, ϕ are standard spherical coordinates on a two-dimensional sphere $S^2 \in \mathbb{R}^3$, $P_l^m(x)$ are associated Legendre functions of degree l and order m , and β_l^m are expansion coefficients. The main difficulty in constructing efficient methods for calculating values of the double series (29) is in calculating inner sums of the form

$$f_m(\theta) = \sum_{l=|m|}^N f_l^m P_l^m(\cos(\theta)), \quad (31)$$

whereas the external summation $f(\theta, \phi) = \sum_{m=0}^N f_m(\theta) \exp(im\phi)$ can be made with the FFT algorithm.

The double integral (30) is calculated in reverse order, and the most expensive operation is the calculation of the series

$$f_l^m = \sum_{j=1}^{N_\theta} w_j f_m(\theta_j) P_l^m(\cos(\theta_j)), \quad (32)$$

whereas the integrals $f_m(\theta) = \int_0^{2\pi} f(\theta, \phi) \exp(-im\phi) d\phi$ can be approximately calculated using the FFT algorithm. Thus, the problems (29) and (30) are equivalent in computational complexity and require $O(N^3)$ operations [21].

To calculate (31), algorithm 3 can be used. Unfortunately, as m increases, the degree of compression of the transformation matrix for the functions $P_l^m(x)$ decreases (see Fig. 13) and, hence, the efficiency of algorithms 3 and 4 also decreases. Let us consider some methods for solving this problem.

One approach is to expand, first, the function into series as follows:

$$f(x) = \sum_{l=0}^N f_l^1 P_l^1(x), \quad f(x) = \sum_{l=0}^N f_l^2 P_l^2(x), \quad (33)$$

using algorithm 3, and then, using a fast algorithm for multiplying semi-separable matrices, change from the coefficients p^1, p^2 to p^m in $O(N \log N) \log(1/\varepsilon)$ arithmetic operations [43, 21]. The improvement here is that algorithm 3 allows using the fast transform (33) for any set of nodes $x \in [-1, 1]$, although in [21] the function is preliminarily expanded in a series in terms of Chebyshev polynomials.

Another approach is in calculating the coefficients f_l^m , where $m < m_0 < N$, by algorithm 3, and all subsequent coefficients with $m_0 \leq m \leq N$ are recalculated by an algorithm from [22] which does not allow efficient compression of the transformation matrix for the first values of m .

However, an approach based on two-dimensional compression of the form (28), which was developed for the fast Laguerre transform, seems the most promising. Figs. 14 and 15 show that with increasing m the degree of compression of the transformation matrix increases, except for the m -values that are close to N , that is, when the order of the multiplied matrix becomes small. It is of interest that, in comparison to a method based on a local cosine transform [22], the compressed matrix has a compact sparsity pattern. Therefore, its multiplication in the spectrum can be very efficient, since no special data formats for its storage are needed. This demonstrates that, in principle, the extra-component method can be used for spherical harmonics. Since this problem is rather complicated and important, it will be studied in more detail in subsequent works.

6. Summary and conclusions

In this paper, a new empirical approach to constructing fast algorithms for the calculation of matrix-vector products related to integral and discrete transforms has been proposed. The

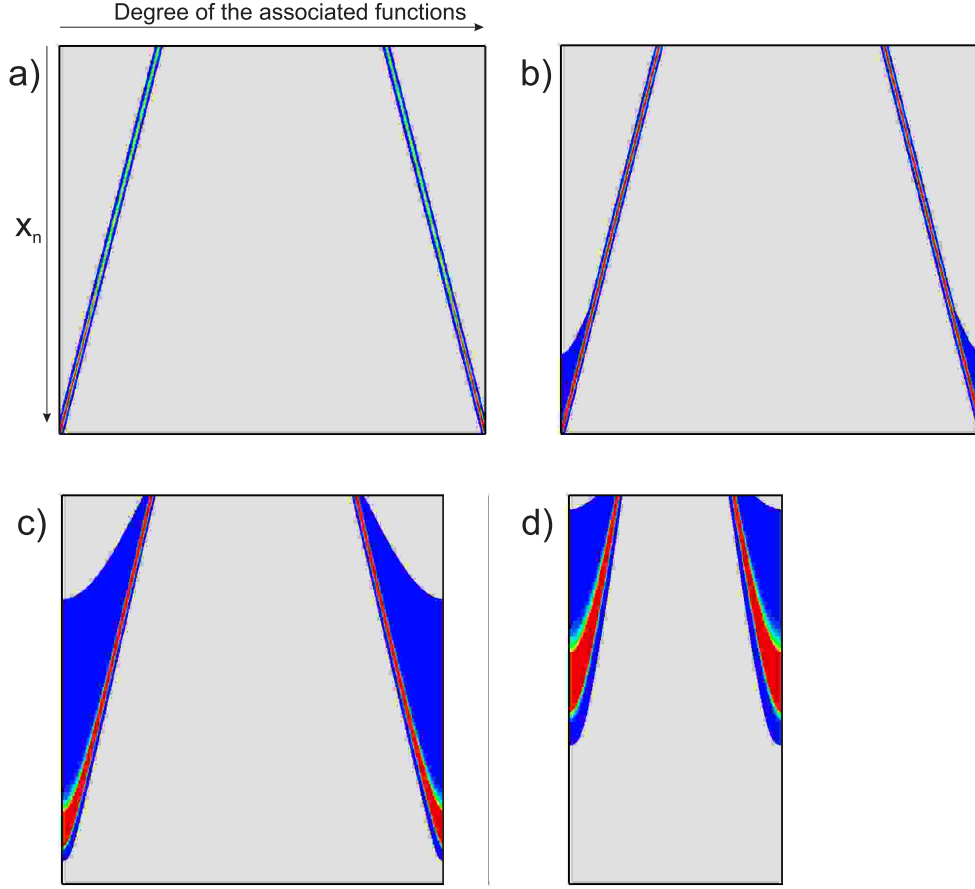


Figure 13: Amplitudes of elements of the compressed matrix $\mathcal{F}W_M C$ for associated Legendre functions $P_l^m(x)$, where $x \in (-1, 0)$, $m \leq l \leq 1000$; a) $m = 1$, b) $m = 10$, c) $m = 500$, d) $m = 1000$

initial goal was to develop a fast algorithm for calculating forward and backward Laguerre transforms. However, the method developed in the paper has made it possible to decrease the calculation time by several orders of magnitude also for some other transforms, such as Chebyshev, Legendre, Gegenbauer, Jacobi, and even the classical Fourier transforms. For the latter, a new method reducing the calculation time for nonoptimal transform sizes has been proposed. The idea is to expand the initial matrix to some optimal size to increase efficiency, thereby reducing the calculation time by almost an order of magnitude. The above preliminary calculations have shown that the extra-component method holds much promise for solving a complicated problem of expanding a function into a series in terms of spherical functions.

The extra-component method distinguishes itself from the existing methods by its simple software implementation and high efficiency. At the preprocessing stage, which is performed only once, the initial matrix is reduced by using the Fourier transform to a matrix with a compact sparsity pattern. Then, at the calculational stage, the matrix-vector product

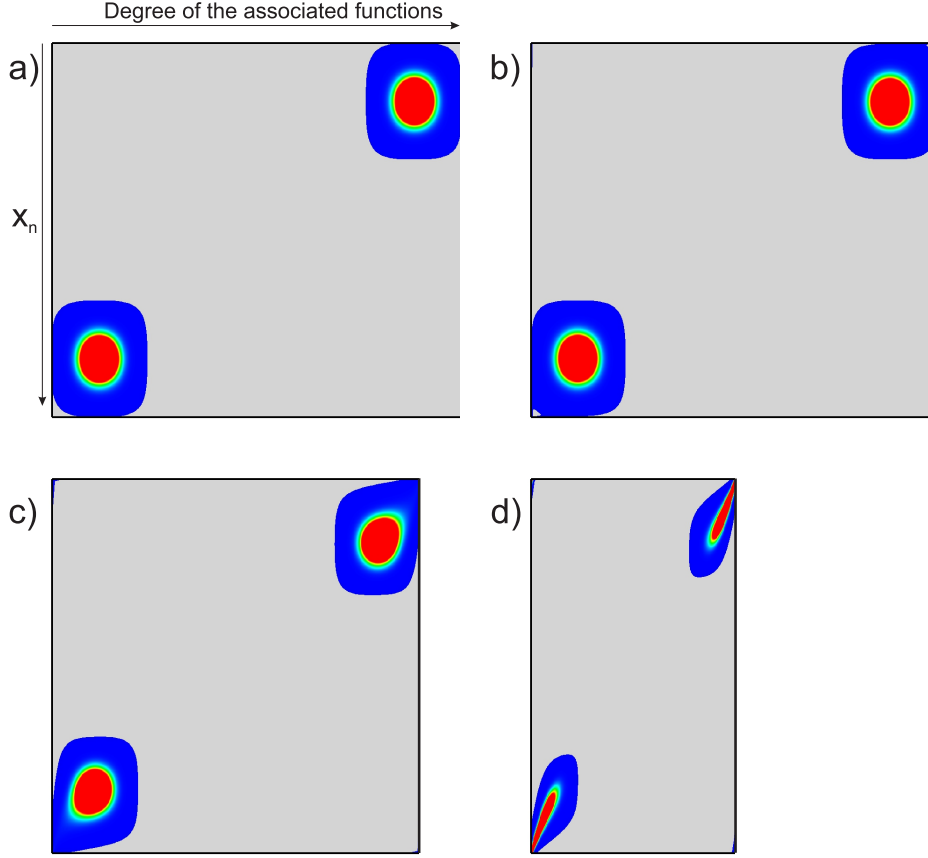


Figure 14: Amplitudes of elements of the compressed matrix $\mathcal{F}W_NCW_M\mathcal{F}^*$ for associated Legendre functions $P_l^m(x)$, where $x \in (-1, 0)$, $m \leq l \leq 1000$; a) $m = 1$, b) $m = 10$, c) $m = 500$, d) $m = 1000$

can be calculated rather quickly, since the near-zero elements of the compressed matrix are neglected. One of the key factors affecting the efficiency is vectorization of calculations. According to the vector instructions for modern microprocessors, the RAM data must be continuous and, at the same time, aligned with respect to some specific address values. The structure of the algorithms presented in this paper makes it possible to comply with these limitations on vector calculations. This guarantees high efficiency in a wide range of transform sizes. Theoretically, estimates of the number of operations in the extra-component method are not better than estimates for the other existing approaches. However, the real efficiency can be even higher than that of many highly optimized library procedures, as has been demonstrated by the classical Fourier transform as an example.

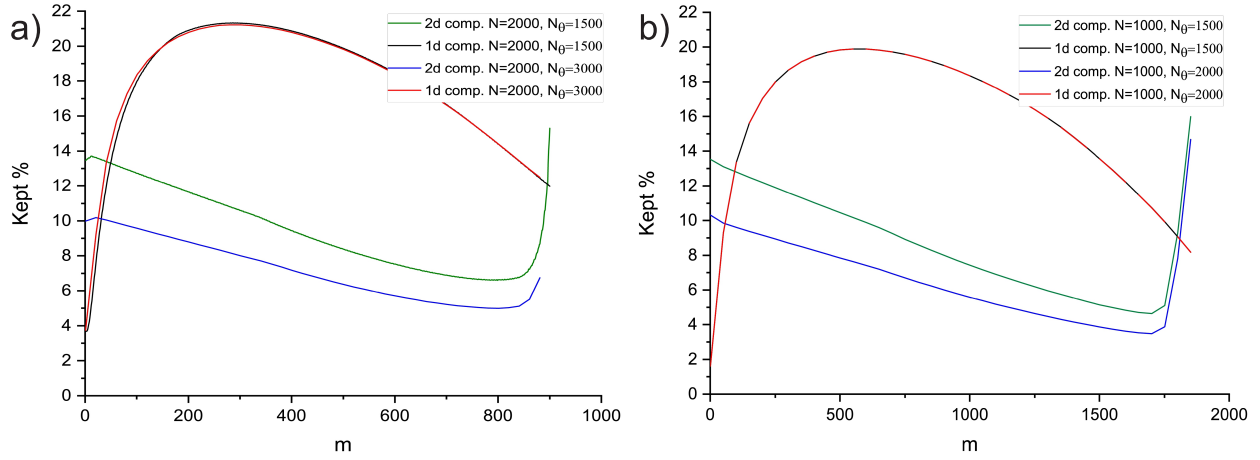


Figure 15: One- and two-dimensional compression of the transformation matrix for associated Legendre functions $P_l^m(x)$ for a) $m \leq l = 1000$, b) $m \leq l = 2000$

References

- [1] J. Cooley and J. Tukey. An algorithm for the machine calculation of complex fourier series. *Mathematics of Computation*, 19(90):297–301, 1965.
- [2] D. Jackson. *Fourier Series and Orthogonal Polynomials*. Dover Books on Mathematics. Dover Publications, 2004.
- [3] G. Szegő. *Orthogonal Polynomials*. American Math. Soc: Colloquium publ. American Mathematical Society, 1975.
- [4] J. P. Boyd. *Chebyshev and Fourier Spectral Methods*. Dover, New York, 2001.
- [5] N. Ahmed, T. Natarajan, and K. R. Rao. Discrete cosine transform. *IEEE Transactions on Computers*, C-23(1):90–93, 1974.
- [6] W. H. Chen, C. Smith, and S. Fralick. A fast computational algorithm for the discrete cosine transform. *IEEE Transactions on Communications*, 25(9):1004–1009, 1977.
- [7] G. Plonka, D. Potts, G. Steidl, and M. Tasche. *Chebyshev Methods and Fast DCT Algorithms*, pages 305–376. Springer International Publishing, Cham, 2018.
- [8] T. A. Driscoll, N. Hale, and L. N. Trefethen. *Chebfun Guide*. Pafnuty Publications, 2014.
- [9] B. Alpert and V. Rokhlin. A fast algorithm for the evaluation of Legendre expansions. *SIAM Journal on Scientific and Statistical Computing*, 12(1):158–179, 1991.
- [10] N. Hale and A. Townsend. A fast, simple, and stable Chebyshev–Legendre transform using an asymptotic formula. *SIAM Journal on Scientific Computing*, 36(1):A148–A167, 2014.
- [11] J. Shen, Y. Wang, and J. Xia. Fast structured Jacobi–Jacobi transforms. *Mathematics of computation*, 88:1743–1772, 2019.
- [12] R. M. Slevinsky. On the use of Hahn’s asymptotic formula and stabilized recurrence for a fast, simple and stable Chebyshev–Jacobi transform. *IMA Journal of Numerical Analysis*, 38(1):102–124, 02 2017.
- [13] J. Bremer and H. Yang. Fast algorithms for Jacobi expansions via nonoscillatory phase functions. *IMA Journal of Numerical Analysis*, 2019.
- [14] E. Micheli and G. A. Viano. The expansion in Gegenbauer polynomials: A simple method for the fast computation of the Gegenbauer coefficients. *Journal of Computational Physics*, 239:112 – 122, 2013.
- [15] A. Townsend, M. Webb, and S. Olver. Fast polynomial transforms based on Toeplitz and Hankel matrices. *Mathematics of Computation*, 87, 04 2016.
- [16] A. Bostan, B. Salvy, and E. Schost. Fast conversion algorithms for orthogonal polynomials. *Linear Algebra and its Applications*, 432(1):249 – 258, 2010.

- [17] M. Tygert. Recurrence relations and fast algorithms. *Applied and Computational Harmonic Analysis*, 28(1):121 – 128, 2010.
- [18] D. Potts, G. Steidl, and M. Tasche. Fast algorithms for discrete polynomial transforms. *Mathematics of computations*, 67:1577–1590, 1998.
- [19] A. V. Terekhov. Generating the laguerre expansion coefficients by solving a one-dimensional transport equation. [https://arxiv.org/abs/1809.06794v3\(submitted\)](https://arxiv.org/abs/1809.06794v3(submitted)), 2018.
- [20] G. Leibon, D. N. Rockmore, W. Park, R. Taintor, and G. S. Chirikjian. A fast Hermite transform. *Theoretical Computer Science*, 409(2):211 – 228, 2008. Symbolic-Numerical Computations.
- [21] V. Rokhlin and M. Tygert. Fast algorithms for spherical harmonic expansions. *SIAM Journal on Scientific Computing*, 27(6):1903–1928, 2006.
- [22] M. J. Mohlenkamp. A fast transform for spherical harmonics. *Journal of Fourier Analysis and Applications*, 5(2):159–184, 1999.
- [23] M. Tygert. Fast algorithms for spherical harmonic expansions, ii. *Journal of Computational Physics*, 227(8):4260 – 4279, 2008.
- [24] M. Tygert. Fast algorithms for spherical harmonic expansions, iii. *Journal of Computational Physics*, 229(18):6181 – 6192, 2010.
- [25] R. M. Slevinsky. Fast and backward stable transforms between spherical harmonic expansions and bivariate fourier series. *Applied and Computational Harmonic Analysis*, 47(3):585 – 606, 2019.
- [26] D. S. Seljebotn. Wavemoth-fast spherical harmonic transforms by butterfly matrix compression. *The Astrophysical Journal Supplement Series*, 199(1):5, 2012.
- [27] G. Beylkin, R. Coifman, and V. Rokhlin. Fast wavelet transforms and numerical algorithms i. *Communications on Pure and Applied Mathematics*, 44(2):141–183, 1991.
- [28] G. Aharoni, A. Averbuch, R. Coifman, and M. Israeli. Local cosine transform – a method for the reduction of the blocking effect in jpeg. *Journal of Mathematical Imaging and Vision*, 3(1):7–38, 1993.
- [29] G. Matviyenko. Optimized local trigonometric bases. *Applied and Computational Harmonic Analysis*, 3(4):301 – 323, 1996.
- [30] E. Michielssen and A. Boag. A multilevel matrix decomposition algorithm for analyzing scattering from large structures. *IEEE Transactions on Antennas and Propagation*, 44(8):1086–1093, 1996.
- [31] M. O’Neil, F. Woolfe, and V. Rokhlin. An algorithm for the rapid evaluation of special function transforms. *Applied and Computational Harmonic Analysis*, 28(2):203 – 226, 2010. Special Issue on Continuous Wavelet Transform in Memory of Jean Morlet, Part I.
- [32] F. Yin, J. Wu, J. Song, and J. Yang. A high accurate and stable Legendre transform based on block partitioning and butterfly algorithm for NWP. *Mathematics*, 7(10), 2019.
- [33] N. P. Wedi, M. Hamrud, and G. Mozdzyński. A fast spherical harmonics transform for global nwp and climate models. *Monthly Weather Review*, 141(10):3450–3461, 2013.
- [34] K. M. M. Prabhu. *Window functions and their applications in signal processing*. CRC Press, 2018.
- [35] *NIST Digital Library of Mathematical Functions*. <http://dlmf.nist.gov/>, Release 1.1.0 of 2020-12-15. F. W. J. Olver, A. B. Olde Daalhuis, D. W. Lozier, B. I. Schneider, R. F. Boisvert, C. W. Clark, B. R. Miller, B. V. Saunders, H. S. Cohl, and M. A. McClain, eds.
- [36] A. V. Terekhov. The Laguerre finite difference one-way equation solver. *Computer Physics Communications*, 214:71 – 82, 2017.
- [37] A. V. Terekhov. The stabilization of high-order multistep schemes for the Laguerre one-way wave equation solver. *Journal of Computational Physics*, 368:115 – 130, 2018.
- [38] B. G. Mikhailenko. Spectral Laguerre method for the approximate solution of time dependent problems. *Applied Mathematics Letters*, 12:105–110, 1999.
- [39] J. Abate, G. Choudhury, and W. Whitt. On the laguerre method for numerically inverting laplace transforms. *Inform. J. on Computing*, 8(4):413–427, 1996.
- [40] A. V. Terekhov. Spectral-difference parallel algorithm for the seismic forward modeling in the presence of complex topography. *Journal of Applied Geophysics*, 115(0):206–219, 2015.
- [41] B. G. Mikhailenko. Simulation of seismic wave propagation in heterogeneous media. *Siberian J. of Numer. Mathematics*, 6:415–429, 2003.

- [42] H. J. Nussbaumer. *Fast Fourier Transform and Convolution Algorithms*. Springer-Verlag, 1982.
- [43] S. Chandrasekaran. A divide-and-conquer algorithm for the eigendecomposition of symmetric block-diagonal plus semiseparable matrices. *Numerische Mathematik*, 96:723–731, 2004.