

A Sub-linear Time Framework for Geometric Optimization with Outliers in High Dimensions

Hu Ding

School of Computer Science and Engineering, University of Science and Technology of China
He Fei, China
huding@ustc.edu.cn

Abstract. Many real-world problems can be formulated as geometric optimization problems in high dimensions, especially in the fields of machine learning and data mining. Moreover, we often need to take into account of outliers when optimizing the objective functions. However, the existence of outliers could make the problems to be much more challenging than their vanilla versions. In this paper, we study the fundamental minimum enclosing ball (MEB) with outliers problem first; partly inspired by the core-set method from Bădoiu and Clarkson, we propose a sub-linear time bi-criteria approximation algorithm based on two novel techniques, the Uniform-Adaptive Sampling method and Sandwich Lemma. To the best of our knowledge, our result is the first sub-linear time algorithm having the sample size independent of both the input number of points n and dimensionality d . Furthermore, we observe that these two techniques can be generalized to deal with a broader range of geometric optimization problems with outliers in high dimensions, including flat fitting, k -center clustering, and SVM with outliers, and therefore achieve sub-linear time bi-criteria approximation algorithms for these problems respectively.

1 Introduction

Geometric optimization is a fundamental topic that has been extensively studied in the community of computational geometry [1]. The *minimum enclosing ball (MEB)* problem is one of the most popular geometric optimization problems who has attracted a lot of attentions in past years, where the goal of MEB is to compute the smallest ball covering a given set of points in the Euclidean space [11, 30, 50]. Though its formulation is very simple, MEB has a number of applications in real world, such as classification [20, 21, 69], preserving privacy [29, 60], and quantum cryptography [38]. A more general geometric optimization problem is called *flat fitting* that is to compute the smallest slab (centered at a low-dimensional flat) to cover the input data [42, 61, 72]. Another closely related important topic is the *k-center clustering* problem, where the goal is to find $k > 1$ balls to cover the given input data and minimize the maximum radius of the balls [35]; the problem has been widely applied to many areas, such as facility location [18] and data analysis [68]. Moreover, some geometric optimization problems are trying to maximize their size functions. For example, the well known classification technique *support vector machine (SVM)* [17] is to maximum the margin separating two differently labeled point sets in the space.

Real-world datasets are often noisy and contain outliers. Moreover, outliers could seriously affect the final optimization results. For example, it is easy to see that even one outlier could make the MEB arbitrarily large. In particular, as the rapid development of machine learning, the field of *adversarial machine learning* concerning about the potential vulnerabilities of the algorithms has attracted a great amount of attentions [9, 36, 46, 51]. A small set of outliers could be added by some adversarial attacker to make the decision boundary severely deviate and cause unexpected mis-classification [8, 48]. Furthermore, the existence of outliers often results in a quite challenging combinatorial optimization problem; as an example, if m of the input n data items are outliers ($m < n$), we have to consider an exponentially large number $\binom{n}{m}$ of different possible cases when optimizing the objective function. Therefore, the design of efficient and robust optimization algorithms is urgently needed to meet these challenges.

1.1 Our Contributions

In big data era, the data size could be so large that we cannot even afford to read the whole dataset once. Therefore, designing sub-linear time algorithms has become a promising approach to handle many big data problems [24, 64]. In this paper, we consider to develop sub-linear time algorithms for several geometric optimization problems involving outliers. We study the aforementioned MEB with outliers problem first. Informally speaking, given a set of n points in \mathbb{R}^d and a small parameter $\gamma \in (0, 1)$, the problem is to find the smallest ball covering at least $(1 - \gamma)n$ points from the input. Note that it is possible to obtain a sub-linear time bi-criteria approximation algorithm by using uniform sampling for MEB and k -center clustering with outliers [7, 27, 45], where the “bi-criteria” means that the ball (or the union of the k balls) is allowed to exclude a little more points than the pre-specified number of outliers (a detailed overview on previous works is shown in Section 1.2). But the sample size usually depends on the dimensionality d , which is roughly $O(\frac{1}{\delta^2 \gamma} kd \cdot \text{polylog}(\frac{kd}{\delta \gamma}))$, if allowing to discard $(1 + \delta)\gamma n$ outliers with $\delta \in (0, 1)$ ($k = 1$ in the complexity for the MEB with outliers problem).

Since many optimization problems in practice need to consider high-dimensional datasets, especially in the fields of machine learning and data mining, the above sample size from [7, 27, 45] could be very large. Partly inspired by the core-set method from Bădoiu and Clarkson [11] for computing MEB in high dimensions, **we are wondering that whether it is possible to remove the dependency on d in the sample size**. Given a parameter $\epsilon \in (0, 1)$, the method of [11] is a simple greedy algorithm that selects $\frac{2}{\epsilon}$ points (as the core-set) for constructing a $(1 + \epsilon)$ -approximate MEB, where the resulting radius is at most $1 + \epsilon$ times the optimal one. A highlight of their method is that the core-set size $\frac{2}{\epsilon}$ is independent of d . However, there are several substantial challenges when applying their method to design sub-linear time algorithm for MEB with outliers. First, we need to implement the “greedy selection” step by a random sampling manner, but it is challenging to preserve the quality especially when the data is mixed with outliers; second, the random sampling approach often yields a set of candidates for ball centers, and thus it is necessary to design an efficient strategy to determine which candidate is the best one in sub-linear time. To tackle these challenges, we propose two key techniques, the novel “**Uniform-Adaptive Sampling**” method and “**Sandwich Lemma**”. Roughly speaking, the Uniform-Adaptive Sampling method can help us to bound the error induced in each “randomized greedy selection” step; the Sandwich Lemma enables us to estimate the objective value of each candidate and select the best one in sub-linear time. To the best of our knowledge, our result is the first sub-linear time approximation algorithm for the MEB with outliers problem with sample size independent of the number of points n and the dimensionality d , which significantly improves the time complexities of existing algorithms.

Moreover, we observe that our proposed techniques can be used to solve a broader range of geometric optimization problems. We define a general optimization problem called **minimum enclosing “x” (MEX) with Outliers**, where “x” could be a specified kind of shape (*e.g.*, the shape is a ball for MEB with outliers). We prove that it is able to generalize the Uniform-Adaptive Sampling method and Sandwich Lemma to adapt the shape “x”, as long as it satisfies some properties. In particular we focus on several MEX with outlier problems including flat fitting, k -center clustering, and SVM with outliers; a common characteristic of these problems is that they all have an iterative algorithm based on greedy selection for the vanilla version (without outliers) that is similar to the MEB algorithm of [11]. Though these problems have been widely studied before, the research in terms of their sub-linear time algorithms is till quite limited. Due to the space limit, we present the sub-linear time approximation algorithms for these problems in the Appendix.

1.2 Related Work

Sub-linear time algorithms. It has a long history of the research on sub-linear time algorithms design in theory [24, 64]. For example, a number of sub-linear time clustering algorithms have been studied in [25, 47, 56, 58]. Another important application of sub-linear time algorithms is property testing on graphs or probability distributions [34].

As mentioned before, the uniform sampling idea can be used to design sub-linear time algorithms for the problems of MEB and k -center clustering with outliers [7, 27, 45], but the sample size depends on the dimensionality d that could be very large in practice. Note that Alon *et al.* [7] also presented a sub-linear time algorithm, which has the sample size independent of d , to test whether an input point set can be covered by a ball with a given radius; however, it is difficult to apply their method to solve the MEB with outliers problem as the algorithm relies on some nice properties of minimum enclosing ball, but these properties are not easy to be utilized when inliers and outliers are mixed. Clarkson *et al.* [21] developed an elegant perceptron framework for solving several optimization problems arising in machine learning, such as MEB. For a set of n points in \mathbb{R}^d , their framework can solve the MEB problem in $\tilde{O}(\frac{n}{\epsilon^2} + \frac{d}{\epsilon})$ ¹ time. Based on a stochastic primal-dual approach, Hazan *et al.* [44] provided an algorithm for solving the SVM problem in sub-linear time.

MEB and k -center clustering with outliers. *Core-set* is a popular technique to reduce the time complexities for many optimization problems [2, 62]. The core-set idea has also been used to compute approximate MEB in high dimensional space [13, 20, 50, 61]. Bádoiu and Clarkson [11] showed that it is possible to find a core-set of size $\lceil 2/\epsilon \rceil$ that yields a $(1 + \epsilon)$ -approximate MEB; they [12] further proved that the core-set size actually can be reduce to $\lceil 1/\epsilon \rceil$ with a more complicated construction procedure. There are also several exact and approximation algorithms for MEB that do not rely on core-sets [6, 30, 65]. The streaming algorithms for computing MEB were also studied before [4, 16].

Bádoiu *et al.* [13] extended their core-set idea to the problems of MEB and k -center clustering with outliers, and achieved linear time bi-criteria approximation algorithms (if k is assumed to be a constant). Several algorithms for the low dimensional MEB with outliers problem have also been developed [5, 28, 39, 54]. A 3-approximation algorithm for k -center clustering with outliers in arbitrary metrics was proposed by Charikar *et al.* [18]; Chakrabarty *et al.* [15] proposed a 2-approximation algorithm for k -center clustering with outliers. These algorithms often have high time complexities (*e.g.*, $\Omega(n^2d)$). Recently, Ding *et al.* [27] provided a linear time greedy algorithm for k -center clustering with outliers based on the idea of the Gonzalez’s k -center clustering algorithm [35]. Furthermore, there exist a number of works on streaming and distributed algorithms, such as [14, 19, 37, 52, 53, 55, 73].

Flat fitting with outliers. Given an integer $j \geq 0$ and a set of points in \mathbb{R}^d , the flat fitting problem is to find a j -dimensional flat having the smallest maximum distance to the input points [41]; obviously, the MEB problem is a special case with $j = 0$. In high dimensions, Har-Peled and Varadarajan [42] provided a linear time algorithm if j is assumed to be fixed; their running time was further reduced by Panigrahy [61] based on a core-set approach. There also exist several methods considering flat fitting with outliers but only for low-dimensional case [3, 43].

SVM with outliers. *Support Vector Machine (SVM)* is an important tool for classification in machine learning [17]. Given two point sets P_1 and P_2 in \mathbb{R}^d , the problem of SVM is to find the largest margin to separate P_1 and P_2 (if they are separable). In some scenarios, we may consider the simpler one-class SVM problem, where the input is a point set P and the goal is to find the largest margin separating P and the origin o . Obviously, the margin is determined by its normal vector v ; once v is fixed, we can simply project all the points to the line determined by v and find the position of the margin. SVM can be

¹ The asymptotic notation $\tilde{O}(f) = O(f \cdot \text{polylog}(\frac{nd}{\epsilon}))$.

formulated as a convex quadratic program for finding the optimal normal vector v , and it can be solved optimally by using the method of *Lagrange multiplier*. Moreover, a number of more efficient techniques have been developed in the past, such as the soft margin SVM [22, 63], ν -SVM [23, 66], Core-SVM [70], and many others [40, 49]. There also exist a number of works on designing robust algorithms of SVM with outliers [26, 67, 71].

2 Definitions and Preliminaries

In this paper, we let $|A|$ denote the number of points of a given point set A in \mathbb{R}^d , and $\|x - y\|$ denote the Euclidean distance between two points x and y in \mathbb{R}^d . We use $\mathbb{B}(c, r)$ to denote the ball centered at a point c with radius $r > 0$. Below, we give several definitions used throughout this paper.

Definition 1 (Minimum Enclosing Ball (MEB)). *Given a set P of n points in \mathbb{R}^d , the MEB problem is to find a ball with minimum radius to cover all the points in P . The resulting ball and its radius are denoted by $MEB(P)$ and $Rad(P)$, respectively.*

A ball $\mathbb{B}(c, r)$ is called a λ -approximation of $MEB(P)$ for some $\lambda \geq 1$, if the ball covers all points in P and has radius $r \leq \lambda Rad(P)$.

Definition 2 (MEB with Outliers). *Given a set P of n points in \mathbb{R}^d and a small parameter $\gamma \in (0, 1)$, the MEB with outliers problem is to find the smallest ball that covers $(1 - \gamma)n$ points. Namely, the task is to find a subset of P with size $(1 - \gamma)n$ such that the resulting MEB is the smallest among all possible choices of the subset. The obtained ball is denoted by $MEB(P, \gamma)$.*

For convenience, we use P_{opt} to denote the optimal subset of P with respect to $MEB(P, \gamma)$. That is, $P_{\text{opt}} = \arg_Q \min \{Rad(Q) \mid Q \subset P, |Q| = (1 - \gamma)n\}$. From Definition 2, we can see that the main issue is to determine the subset of P . Actually, solving such combinatorial problems involving outliers are often challenging. In Section 6, we will present an example to show that it is impossible to achieve an approximation factor less than 2 for MEB with outliers, if the time complexity is required to be independent of n . Therefore, we consider finding the bi-criteria approximation. Actually, it is also a common way for solving other optimization problems with outliers. For example, Mount *et al.* [59] and Meyerson *et al.* [57] studied the bi-criteria approximation algorithms respectively for the problems of linear regression and k -median clustering with outliers before.

Definition 3 (Bi-criteria Approximation). *Given an instance (P, γ) for MEB with outliers and two small parameters $0 < \epsilon, \delta < 1$, a $(1 + \epsilon, 1 + \delta)$ -approximation of (P, γ) is a ball that covers at least $(1 - (1 + \delta)\gamma)n$ points and has radius at most $(1 + \epsilon)Rad(P_{\text{opt}})$.*

When both ϵ and δ are small, the bi-criteria approximation is very close to the optimal solution with only slight changes on the number of covered points and the radius.

We also extend Definition 2 and define the problem called **minimum enclosing “x” (MEX) with Outliers**, where “x” could be any specified shape. To keep the structure of our paper more compact, we state the formal definition of MEX with outliers and the corresponding results in Section 5.

2.1 A More Careful Analysis for Core-set Construction in [11]

Before presenting our main results, we first revisit the core-set construction algorithm for MEB in [11], since their method will be used in our algorithms for MEB with outliers.

Let $0 < \epsilon < 1$. The algorithm of Bădoiu and Clarkson [11] yields an MEB core-set of size $2/\epsilon$ (for convenience, we always assume that $2/\epsilon$ is an integer). However, there is a small issue in their paper. The analysis assumes that the exact MEB of the core-set is computed in each iteration, but in fact one may only compute an approximate MEB. Thus, an immediate question is whether the quality is still guaranteed with such a change. Kumar *et al.* [50] fixed this issue, and showed that computing a $(1 + O(\epsilon^2))$ -approximate MEB for the core-set in each iteration still guarantees a core-set with size $O(1/\epsilon)$, where the hidden constant is > 80 . Increasing the core-set size from $2/\epsilon$ to $80/\epsilon$ is neglectable in asymptotic analysis. But in Section 4, we will show that it could cause serious issues if outliers exist. Hence, a core-set of size $2/\epsilon$ is still desirable. For this purpose, we will provide a new analysis below.

For the sake of completeness, we first briefly introduce the idea of the core-set construction algorithm in [11]. Given a point set $Q \subset \mathbb{R}^d$, the algorithm is a simple iterative procedure. Initially, it selects an

arbitrary point from Q and places it into an initially empty set T . In each of the following $2/\epsilon$ iterations, the algorithm updates the center of $MEB(T)$ and adds to T the farthest point from the current center of $MEB(T)$. Finally, the center of $MEB(T)$ induces a $(1 + \epsilon)$ -approximation for $MEB(Q)$. The selected set of $2/\epsilon$ points (*i.e.*, T) is called the core-set of MEB. To ensure the expected improvement in each iteration, [11] showed that the following two inequalities hold if the algorithm always selects the farthest point to the current center of $MEB(T)$:

$$r_{i+1} \geq (1 + \epsilon)Rad(Q) - L_i; \quad r_{i+1} \geq \sqrt{r_i^2 + L_i^2}, \quad (1)$$

where r_i and r_{i+1} are the radii of $MEB(T)$ in the i -th and $(i + 1)$ -th iterations, respectively, and L_i is the shifting distance of the center of $MEB(T)$ from the i -th to $(i + 1)$ -th iteration.

As mentioned earlier, we often compute only an approximate $MEB(T)$ in each iteration. In the i -th iteration, we let c_i and o_i denote the centers of the exact and the approximate $MEB(T)$, respectively. Suppose that $\|c_i - o_i\| \leq \xi r_i$, where $\xi \in (0, \frac{\epsilon}{1+\epsilon})$ (we will see why this bound is needed later). Note that we only compute o_i rather than c_i in each iteration. As a consequence, we can only select the farthest point (say q) to o_i . If $\|q - o_i\| \leq (1 + \epsilon)Rad(Q)$, we are done and a $(1 + \epsilon)$ -approximation of MEB is already obtained. Otherwise, we have

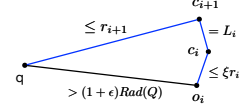


Fig. 1: An illustration of (2).

$$(1 + \epsilon)Rad(Q) < \|q - o_i\| \leq \|q - c_{i+1}\| + \|c_{i+1} - c_i\| + \|c_i - o_i\| \leq r_{i+1} + L_i + \xi r_i \quad (2)$$

by the triangle inequality (see Figure 1). In other words, we should replace the first inequality of (1) by $r_{i+1} > (1 + \epsilon)Rad(Q) - L_i - \xi r_i$. Also, the second inequality of (1) still holds since it depends only on the property of the exact MEB (see Lemma 2.1 in [11]). Thus, we have

$$r_{i+1} \geq \max \left\{ \sqrt{r_i^2 + L_i^2}, (1 + \epsilon)Rad(Q) - L_i - \xi r_i \right\}. \quad (3)$$

This leads to the following theorem whose proof can be found in Section 7.

Theorem 1. *In the core-set construction algorithm of [11], if one computes an approximate MEB for T in each iteration and the resulting center o_i has the distance to c_i less than $\xi r_i = s \frac{\epsilon}{1+\epsilon} r_i$ for some $s \in (0, 1)$, the final core-set size is bounded by $z = \frac{2}{(1-s)\epsilon}$. Also, the bound could be arbitrarily close to $2/\epsilon$ when s is small enough.*

Remark 1. We want to emphasize a simple observation on the above core-set construction procedure, which will be used in our algorithms and analysis later on. The algorithm always selects the farthest point to o_i in each iteration. However, this is actually not necessary. As long as the selected point has distance at least $(1 + \epsilon)Rad(Q)$, the inequality (2) always holds and the following analysis is still true. If no such a point exists (*i.e.*, $Q \setminus \mathbb{B}(o_i, (1 + \epsilon)Rad(Q)) = \emptyset$), a $(1 + \epsilon)$ -approximate MEB (*i.e.*, $\mathbb{B}(o_i, (1 + \epsilon)Rad(Q))$) has already been obtained.

3 Two Key Lemmas for Handling Outliers

In this section, we introduce two important techniques, Lemma 1 and 2, for solving the problem of MEB with outliers in sub-linear time; the proofs are placed in Section 3.1 and 3.2, respectively. The algorithms are presented in Section 4. Moreover, these techniques can be generalized to solve a broader range of optimization problems, and we show the details in Section 5.

To shed some light on our ideas, consider using the coresets construction method in Section 2.1 to compute a bi-criteria $(1 + \epsilon, 1 + \delta)$ -approximation (Definition 3) for an instance (P, γ) of MEB with outliers (Definition 2). Let o_i be the obtained ball center in the current iteration, and Q be the set of $(1 + \delta)\gamma n$ farthest points to o_i from P . A key step for updating o_i is finding a point in the set $P_{opt} \cap Q$ (the formal analysis is given in Section 4). Actually, this can be done by performing a random sampling from Q . However, it requires to compute the set Q in advance, which takes an $\Omega(nd)$ time complexity. To keep the running time to be sub-linear, we need to find a point from $P_{opt} \cap Q$ by a more sophisticated way.

Since P_{opt} is mixed with outliers in the set Q , simple uniform sampling cannot realize our goal. To remedy this issue, we propose a “two level” sampling procedure which is called “**Uniform-Adaptive Sampling**” (see Lemma 1). Roughly speaking, we take a random sample A of size n' first (*i.e.*, the

uniform sampling step), and then randomly select a point from Q' , the set of the farthest $\frac{3}{2}(1+\delta)\gamma n'$ points from A to o_i (i.e., the adaptive sampling step). According to Lemma 1, with probability at least $(1-\eta_1)\frac{\delta}{3(1+\delta)}$, the selected point belongs to $P_{opt} \cap Q$; more importantly, the sample size n' is independent of n and d . The key to prove Lemma 1 is to show that the size of the intersection $Q' \cap (P_{opt} \cap Q)$ is large enough. By setting an appropriate value for n' , we can prove that the set $Q' \cap (P_{opt} \cap Q)$ actually is equal to $A \cap (P_{opt} \cap Q)$, where the lower bound of $|A \cap (P_{opt} \cap Q)|$ can be proved by applying the Chernoff bound on the sample A .

Lemma 1 (Uniform-Adaptive Sampling). *Let $\eta_1 \in (0, 1)$. If we sample $n' = O(\frac{1}{\delta\gamma} \log \frac{1}{\eta_1})$ points uniformly at random from P and let Q' be the set of farthest $\frac{3}{2}(1+\delta)\gamma n'$ points to o_i from the sample, then, with probability at least $1 - \eta_1$, the following holds*

$$\frac{|Q' \cap (P_{opt} \cap Q)|}{|Q'|} \geq \frac{\delta}{3(1+\delta)}. \quad (4)$$

The Uniform-Adaptive Sampling procedure will result in a “side-effect”: it generates a set of candidate solutions, and we need to select the best one as our final solution. A straightforward way is to compute their resulting radii and return the one having the smallest radius, but obviously this approach will take $\Omega(nd)$ time for each candidate. With a slight abuse of notation, we still use o_i to denote a candidate ball center; its resulting radius should be the $((1+\delta)\gamma n + 1)$ -th largest distance from P to o_i , which is denoted as l_i . We propose the “**Sandwich Lemma**” to estimate l_i in sub-linear time (see Lemma 2). Let B be the set of n'' sampled points from P in Lemma 2, and \tilde{l}_i be the $((1+\delta)^2\gamma n'' + 1)$ -th largest distance from B to o_i . The key idea is to prove that the ball $\mathbb{B}(o_i, \tilde{l}_i)$ is “sandwiched” by two balls $\mathbb{B}(o_i, \tilde{l}'_i)$ and $\mathbb{B}(o_i, l_i)$, where \tilde{l}'_i is a carefully designed value satisfying (i) $\tilde{l}'_i \leq \tilde{l}_i \leq l_i$ and (ii) $|P \setminus \mathbb{B}(o_i, \tilde{l}'_i)| \leq (1 + O(\delta))\gamma n$. See Figure 2 for an illustration. Note that these two conditions of \tilde{l}'_i directly imply the inequalities (5) and (6) of Lemma 2. Further, the inequalities (5) and (6) jointly imply that \tilde{l}_i is a qualified estimation of l_i : if $\mathbb{B}(o_i, l_i)$ is a $(1 + \epsilon, 1 + \delta)$ -approximation, the ball $\mathbb{B}(o_i, \tilde{l}_i)$ should be a $(1 + \epsilon, 1 + O(\delta))$ -approximation. Moreover, similar to Lemma 1, the sample size n'' is independent of n and d .

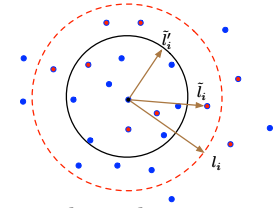


Fig. 2: The red points are the sampled n'' points in Lemma 2, and the $((1+\delta)^2\gamma n'' + 1)$ -th farthest point is in the ring bounded by the spheres $\mathbb{B}(o_i, \tilde{l}'_i)$ and $\mathbb{B}(o_i, l_i)$.

Lemma 2 (Sandwich Lemma). *Let $\eta_2 \in (0, 1)$ and assume $\delta < 1/3$. If we sample $n'' = O(\frac{1}{\delta^2\gamma} \log \frac{1}{\eta_2})$ points uniformly at random from P and let \tilde{l}_i be the $((1+\delta)^2\gamma n'' + 1)$ -th largest distance from the sample to o_i , then, with probability $1 - \eta_2$, the following holds*

$$\tilde{l}_i \leq l_i; \quad (5)$$

$$|P \setminus \mathbb{B}(o_i, \tilde{l}_i)| \leq (1 + O(\delta))\gamma n. \quad (6)$$

3.1 Proof of Lemma 1

Let A denote the set of sampled n' points from P . First, we know $|Q| = (1+\delta)\gamma n$ and $|P_{opt} \cap Q| \geq \delta\gamma n$ (since there are at most γn outliers in Q). For ease of presentation, let $\lambda = \frac{|P_{opt} \cap Q|}{n} \geq \delta\gamma$. Let $\{x_i \mid 1 \leq i \leq n'\}$ be n' independent random variables with $x_i = 1$ if the i -th sampled point of A belongs to $P_{opt} \cap Q$, and $x_i = 0$ otherwise. Thus, $E[x_i] = \lambda$ for each i . Let σ be a small parameter in $(0, 1)$. By using the Chernoff bound, we have $\Pr\left(\sum_{i=1}^{n'} x_i \notin (1 \pm \sigma)\lambda n'\right) \leq e^{-O(\sigma^2\lambda n')}$. That is,

$$\Pr\left(|A \cap (P_{opt} \cap Q)| \in (1 \pm \sigma)\lambda n'\right) \geq 1 - e^{-O(\sigma^2\lambda n')}. \quad (7)$$

Similarly, we have

$$\Pr\left(|A \cap Q| \in (1 \pm \sigma)(1+\delta)\gamma n'\right) \geq 1 - e^{-O(\sigma^2(1+\delta)\gamma n')}. \quad (8)$$

Note that $n' = O(\frac{1}{\delta\gamma} \log \frac{1}{\eta_1})$. By setting $\sigma < 1/2$ in (7) and (8), we have

$$|A \cap (P_{opt} \cap Q)| > \frac{1}{2}\delta\gamma n' \quad \text{and} \quad |A \cap Q| < \frac{3}{2}(1+\delta)\gamma n' \quad (9)$$

with probability $1 - \eta_1$. Note that Q contains all the farthest $(1 + \delta)\gamma n$ points to o_i . Denote by l_i the $((1 + \delta)\gamma n + 1)$ -th largest distance from P to o_i . Thus

$$A \cap Q = \{p \in A \mid \|p - o_i\| > l_i\}. \quad (10)$$

Also, since Q' is the set of the farthest $\frac{3}{2}(1 + \delta)\gamma n'$ points to o_i from A , there exists some $l'_i > 0$ such that

$$Q' = \{p \in A \mid \|p - o_i\| > l'_i\}. \quad (11)$$

(10) and (11) imply that either $(A \cap Q) \subseteq Q'$ or $Q' \subseteq (A \cap Q)$. Since $|A \cap Q| < \frac{3}{2}(1 + \delta)\gamma n'$ and $|Q'| = \frac{3}{2}(1 + \delta)\gamma n'$, we know $(A \cap Q) \subseteq Q'$. Therefore,

$$(A \cap (P_{opt} \cap Q)) = (P_{opt} \cap (A \cap Q)) \subseteq Q'. \quad (12)$$

Obviously,

$$(A \cap (P_{opt} \cap Q)) \subseteq (P_{opt} \cap Q). \quad (13)$$

The above (12) and (13) together imply

$$(A \cap (P_{opt} \cap Q)) \subseteq (Q' \cap (P_{opt} \cap Q)). \quad (14)$$

Moreover, since $Q' \subseteq A$, we have

$$(Q' \cap (P_{opt} \cap Q)) \subseteq (A \cap (P_{opt} \cap Q)). \quad (15)$$

Consequently, (14) and (15) together imply $Q' \cap (P_{opt} \cap Q) = A \cap (P_{opt} \cap Q)$ and hence

$$\frac{|Q' \cap (P_{opt} \cap Q)|}{|Q'|} \geq \frac{|A \cap (P_{opt} \cap Q)|}{|Q'|} \geq \frac{\delta}{3(1 + \delta)}, \quad (16)$$

where the final inequality comes from the first inequality of (9) and the fact $|Q'| = \frac{3}{2}(1 + \delta)\gamma n'$.

3.2 Proof of Lemma 2

Let B denote the set of sampled n'' points from P . For simplicity, let $t = (1 + \delta)\gamma n$. Assume $\tilde{l}'_i > 0$ is the value such that $|P \setminus \mathbb{B}(o_i, \tilde{l}'_i)| = \frac{(1 + \delta)^2}{1 - \delta}\gamma n$. Recall that l_i is the $(t + 1)$ -th largest distance from P to o_i . Since $(1 + \delta)\gamma n < \frac{(1 + \delta)^2}{1 - \delta}\gamma n$, it is easy to know $\tilde{l}'_i \leq l_i$. Below, we aim to prove that the $((1 + \delta)^2\gamma n'' + 1)$ -th farthest point from B is in the ring bounded by the spheres $\mathbb{B}(o_i, \tilde{l}'_i)$ and $\mathbb{B}(o_i, l_i)$ (see Figure 2).

Again, using the Chernoff bound (let $\sigma = \delta/2$) and the same idea for proving (9), since $|B| = n'' = O(\frac{1}{\delta^2\gamma} \log \frac{1}{\eta_2})$, we have

$$|B \setminus \mathbb{B}(o_i, \tilde{l}'_i)| \geq (1 - \delta/2) \frac{(1 + \delta)^2}{1 - \delta} \gamma n'' > (1 - \delta) \frac{(1 + \delta)^2}{1 - \delta} \gamma n'' = (1 + \delta)^2 \gamma n''; \quad (17)$$

$$|B \cap Q| \leq (1 + \delta/2) \frac{t}{n} n'' < (1 + \delta) \frac{t}{n} n'' = (1 + \delta)^2 \gamma n'', \quad (18)$$

with probability $1 - \eta_2$. Suppose that (17) and (18) both hold. Recall that \tilde{l}_i is the $((1 + \delta)^2\gamma n'' + 1)$ -th largest distance from the sampled points B to o_i , so $|B \setminus \mathbb{B}(o_i, \tilde{l}_i)| = (1 + \delta)^2 \gamma n''$, and thus $\tilde{l}_i \geq \tilde{l}'_i$ by (17).

The inequality (18) implies that the $((1 + \delta)^2\gamma n'' + 1)$ -th farthest point (say q_x) from B to o_i is not in Q . Then, we claim that $\mathbb{B}(o_i, \tilde{l}_i) \cap Q = \emptyset$. Otherwise, let $q_y \in \mathbb{B}(o_i, \tilde{l}_i) \cap Q$. Then we have

$$\|q_y - o_i\| \leq \tilde{l}_i = \|q_x - o_i\|. \quad (19)$$

Note that Q is the set of farthest t points to o_i of P . So $q_x \notin Q$ implies

$$\|q_x - o_i\| < \min_{q \in Q} \|q - o_i\| \leq \|q_y - o_i\| \quad (20)$$

which is in contradiction to (19). Therefore, $\mathbb{B}(o_i, \tilde{l}_i) \cap Q = \emptyset$. Further, since $\mathbb{B}(o_i, l_i)$ excludes exactly the farthest t points (i.e., Q), $\mathbb{B}(o_i, \tilde{l}_i) \cap Q = \emptyset$ implies $\tilde{l}_i \leq l_i$.

Overall, we have $\tilde{l}_i \in [\tilde{l}'_i, l_i]$, i.e., the $((1 + \delta)^2 \gamma n'' + 1)$ -th farthest point from B locates in the ring bounded by the spheres $\mathbb{B}(o_i, \tilde{l}'_i)$ and $\mathbb{B}(o_i, l_i)$ as shown in Figure 2. Also, $\tilde{l}_i \geq \tilde{l}'_i$ implies

$$\left| P \setminus \mathbb{B}(o_i, \tilde{l}_i) \right| \leq \left| P \setminus \mathbb{B}(o_i, \tilde{l}'_i) \right| = \frac{(1 + \delta)^2}{1 - \delta} \gamma n = (1 + O(\delta)) \gamma n, \quad (21)$$

where the last equality comes from the assumption $\delta < 1/3$. So (5) and (6) are true.

4 Sub-linear Time Algorithm of MEB with Outliers

Recall the remark following Theorem 1. As long as the selected point has a distance to the center of $MEB(T)$ larger than $(1 + \epsilon)$ times the optimal radius, the expected improvement will always be guaranteed. Following this observation, we investigate the following approach. Suppose we run the core-set construction procedure described in Theorem 1. In the i -th step, we add an arbitrary point from $P_{\text{opt}} \setminus \mathbb{B}(o_i, (1 + \epsilon) \text{Rad}(P_{\text{opt}}))$ to T . We know that a $(1 + \epsilon)$ -approximation is obtained after at most $\frac{2}{(1 - s)\epsilon}$ steps, that is, $P_{\text{opt}} \subset \mathbb{B}(o_i, (1 + \epsilon) \text{Rad}(P_{\text{opt}}))$ for some $i \leq \frac{2}{(1 - s)\epsilon}$.

However, we need to solve two key issues in order to implement the above approach: (i) how to determine the value of $\text{Rad}(P_{\text{opt}})$ and (ii) how to correctly select a point from $P_{\text{opt}} \setminus \mathbb{B}(o_i, (1 + \epsilon) \text{Rad}(P_{\text{opt}}))$. Actually, we can implicitly avoid the first issue via replacing $(1 + \epsilon) \text{Rad}(P_{\text{opt}})$ by the t -th largest distance from the points of P to o_i , where t is to be determined later in our following analysis. For the second issue, we randomly select one point from the farthest t points of P to o_i , and show that it belongs to $P_{\text{opt}} \setminus \mathbb{B}(o_i, (1 + \epsilon) \text{Rad}(P_{\text{opt}}))$ with high probability.

Based on the above idea, we present a sub-linear time $(1 + \epsilon, 1 + \delta)$ -approximation algorithm in this section. To better understand the algorithm, we show a linear time algorithm first (Algorithm 1 in Sections 4.1). Note that Bădoiu *et al.* [13] also achieved a bi-criteria approximation algorithm but with a higher complexity (see more details in our analysis on the running time at the end of Sections 4.1). More importantly, we improve the running time of Algorithm 1 to be sub-linear. For this purpose, we need to avoid computing the farthest t points to o_i , since this operation will take linear time. Also, Algorithm 1 generates a set of candidates for the solution and we need to select the best one. This process also costs linear time. By using the techniques proposed in Section 3, we can remedy these issues and develop a sub-linear time $(1 + \epsilon, 1 + \delta)$ -approximation algorithm that has the sample complexity independent of n and d , in Section 4.2.

4.1 A Linear Time Algorithm

Algorithm 1 $(1 + \epsilon, 1 + \delta)$ -approximation Algorithm for MEB with Outliers

Input: A point set P with n points in \mathbb{R}^d , the fraction of outliers $\gamma \in (0, 1)$, and the parameters $0 < \epsilon, \delta < 1$, $z \in \mathbb{Z}^+$.

- 1: Let $t = (1 + \delta) \gamma n$.
 - 2: Initially, randomly select a point $p \in P$ and let $T = \{p\}$.
 - 3: $i = 1$; repeat the following steps until $i > z$:
 - (1) Compute the approximate MEB center o_i of T .
 - (2) Let Q be the set of farthest t points from P to o_i ; denote by l_i the $(t + 1)$ -th largest distance from P to o_i .
 - (3) Randomly select a point $q \in Q$, and add it to T .
 - (4) $i = i + 1$.
 - 4: Output the ball $\mathbb{B}(o_{\hat{i}}, l_{\hat{i}})$ where $\hat{i} = \arg \min \{l_i \mid 1 \leq i \leq z\}$.
-

In this section, we present our linear time $(1 + \epsilon, 1 + \delta)$ -approximation algorithm for MEB with outliers (see Algorithm 1). For convenience, denote by c_i and r_i the exact center and radius of $MEB(T)$ respectively in the i -th round of Step 3 of Algorithm 1. In Step 3(1), we compute the approximate center o_i with a distance to c_i of less than $\xi \text{Rad}(T) = s \frac{\epsilon}{1 + \epsilon} \text{Rad}(T)$, where $s \in (0, 1)$ as described in Theorem 1 (we will determine the value of s in our following analysis on the running time). The following theorem shows the success probability of Algorithm 1.

Theorem 2. If the input parameter $z = \frac{2}{(1-s)\epsilon}$, then with probability $(1-\gamma)(\frac{\delta}{1+\delta})^z$, Algorithm 1 outputs a $(1+\epsilon, 1+\delta)$ -approximation for the MEB with outliers problem.

Before proving Theorem 2, we present the following two lemmas first.

Lemma 3. With probability $(1-\gamma)(\frac{\delta}{1+\delta})^z$, the set $T \subset P_{opt}$ in Algorithm 1.

Proof. Initially, because $|P_{opt}|/|P| = 1-\gamma$, the first selected point in Step 2 belongs to P_{opt} with probability $1-\gamma$. In each of the z rounds in Step 3, the selected point belongs to P_{opt} with probability $\frac{\delta}{1+\delta}$, since

$$\frac{|P_{opt} \cap Q|}{|Q|} = 1 - \frac{|Q \setminus P_{opt}|}{|Q|} \geq 1 - \frac{|P \setminus P_{opt}|}{|Q|} = 1 - \frac{\gamma n}{(1+\delta)\gamma n} = \frac{\delta}{1+\delta}. \quad (22)$$

Therefore, $T \subset P_{opt}$ with probability $(1-\gamma)(\frac{\delta}{1+\delta})^z$. \square

Lemma 4. In the i -th round of Step 3 for $1 \leq i \leq z$, at least one of the following two events happens: (1) o_i is the ball center of a $(1+\epsilon, 1+\delta)$ -approximation; (2) $r_{i+1} > (1+\epsilon)Rad(P_{opt}) - \|c_i - c_{i+1}\| - \xi r_i$.

Proof. If $l_i \leq (1+\epsilon)Rad(P_{opt})$, then we are done. That is, the ball $\mathbb{B}(o_i, l_i)$ covers $(1 - (1+\delta)\gamma)n$ points with radius $l_i \leq (1+\epsilon)Rad(P_{opt})$ (the first event happens). Otherwise, $l_i > (1+\epsilon)Rad(P_{opt})$ and we consider the second event. Let q be the point added to T in the i -th round. Using the triangle inequality, we have

$$\|o_i - q\| \leq \|o_i - c_i\| + \|c_i - c_{i+1}\| + \|c_{i+1} - q\| \leq \xi r_i + \|c_i - c_{i+1}\| + r_{i+1}. \quad (23)$$

Since $l_i > (1+\epsilon)Rad(P_{opt})$ and q lies outside of $\mathbb{B}(o_i, l_i)$, i.e., $\|o_i - q\| \geq l_i > (1+\epsilon)Rad(P_{opt})$, (23) implies that the second event happens and the proof is completed. \square

Proof. (of Theorem 2) Suppose that the first event of Lemma 4 never happens. As a consequence, we obtain a series of inequalities for each pair of radii r_{i+1} and r_i , i.e., $r_{i+1} > (1+\epsilon)Rad(P_{opt}) - \|c_i - c_{i+1}\| - \xi r_i$. Assume that $T \subset P_{opt}$ in Lemma 3, i.e., each time the algorithm correctly adds a point from P_{opt} to T . Using the almost identical idea for proving Theorem 1 in Section 2.1, we know that a $(1+\epsilon)$ -approximate MEB of P_{opt} is obtained after at most z rounds. The success probability directly comes from Lemma 3. Overall, we obtain Theorem 2. \square

Moreover, Theorem 2 directly implies the following corollary.

Corollary 1. If one repeatedly runs Algorithm 1 $O(\frac{1}{1-\gamma}(1+\frac{1}{\delta})^z)$ times, with constant probability, the algorithm outputs a $(1+\epsilon, 1+\delta)$ -approximation for the problem of MEB with outliers.

Running time. In Theorem 2, we set $z = \frac{2}{(1-s)\epsilon}$ and $s \in (0, 1)$. To keep z small, according to Theorem 1, we set $s = \frac{\epsilon}{2+\epsilon}$ so that $z = \frac{2}{\epsilon} + 1$ (only larger than the lower bound $\frac{2}{\epsilon}$ by 1). For each round of Step 3, we need to compute an approximate center o_i that has a distance to the exact one less than $\xi r_i = s \frac{\epsilon}{1+\epsilon} r_i = O(\epsilon^2) r_i$. Using the proposed algorithm in [11], this can be done in $O(\frac{1}{\xi^2}|T|d) = O(\frac{1}{\epsilon^5}d)$ time. Also, the set Q can be obtained in linear time by the algorithm in [10]. In total, the time complexity for obtaining a $(1+\epsilon, 1+\delta)$ -approximation in Corollary 1 is

$$O\left(\frac{C}{\epsilon}\left(n + \frac{1}{\epsilon^5}d\right)\right), \quad (24)$$

where $C = O(\frac{1}{1-\gamma}(1+\frac{1}{\delta})^{\frac{2}{\epsilon}+1})$. As mentioned before, Bădoiu *et al.* [13] also achieved a linear time bi-criteria approximation. However, the hidden constant of their running time is exponential in $\Theta(\frac{1}{\epsilon\mu})$ (where μ is defined in [13], and should be $\delta\gamma$ to ensure a $(1+\epsilon, 1+\delta)$ -approximation) that is much larger than $\frac{2}{\epsilon} + 1$.

4.2 Improvement on Running Time

In this section, we show that the running time of Algorithm 1 can be further improved to be independent of the number of points n . First, we observe that it is not necessary to compute the set Q of the farthest t points in Step 3(2) of the algorithm. Actually, as long as the selected point $q \in P_{opt} \cap Q$ in Step 3(3), a $(1+\epsilon, 1+\delta)$ -approximation is still guaranteed. The Uniform-Adaptive Sampling procedure proposed in Section 3 can help us to obtain a point $q \in P_{opt} \cap Q$ without computing the set Q . Moreover, in Lemma 2, we show that the radius of each candidate solution can be estimated via random sampling. Overall, we achieve a sub-linear time algorithm (Algorithm 2). Following the analysis in Section 4.1, we set $s = \frac{\epsilon}{2+\epsilon}$ so that $z = \frac{2}{(1-s)\epsilon} = \frac{2}{\epsilon} + 1$. We present the results in Theorem 3 and Corollary 2. Comparing with Theorem 2, we have an extra $(1-\eta_1)(1-\eta_2)$ in the success probability in Theorem 3, due to the probabilities from Lemmas 1 and 2.

Algorithm 2 Sub-linear Time $(1 + \epsilon, 1 + O(\delta))$ -approximation Algorithm for MEB with Outliers

Input: A point set P with n points in \mathbb{R}^d , the fraction of outliers $\gamma \in (0, 1)$, and the parameters $\epsilon, \eta_1, \eta_2 \in (0, 1)$, $\delta \in (0, 1/3)$, and $z \in \mathbb{Z}^+$.

- 1: Let $n' = O(\frac{1}{\delta^2 \gamma} \log \frac{1}{\eta_1})$, $n'' = O(\frac{1}{\delta^2 \gamma} \log \frac{1}{\eta_2})$, $t' = \frac{3}{2}(1 + \delta)\gamma n'$, and $t'' = (1 + \delta)^2 \gamma n''$.
 - 2: Initially, randomly select a point $p \in P$ and let $T = \{p\}$.
 - 3: $i = 1$; repeat the following steps until $j = z$:
 - (1) Compute the approximate MEB center o_i of T .
 - (2) Sample n' points uniformly at random from P , and let Q' be the set of farthest t' points to o_i from the sample.
 - (3) Randomly select a point $q \in Q'$, and add it to T .
 - (4) Sample n'' points uniformly at random from P , and let \tilde{l}_i be the $(t'' + 1)$ -th largest distance from the sampled points to o_i .
 - (5) $i = i + 1$.
 - 4: Output the ball $\mathbb{B}(o_{\hat{i}}, \tilde{l}_{\hat{i}})$ where $\hat{i} = \arg \min \{\tilde{l}_i \mid 1 \leq i \leq z\}$.
-

Theorem 3. *If the input parameter $z = \frac{2}{\epsilon} + 1$, then with probability $(1 - \gamma)((1 - \eta_1)(1 - \eta_2)\frac{\delta}{3(1 + \delta)})^z$, Algorithm 2 outputs a $(1 + \epsilon, 1 + O(\delta))$ -approximation for the problem of MEB with outliers.*

To boost the success probability in Theorem 3, we need to repeatedly run Algorithm 2 and output the best candidate. However, we need to be careful on setting the parameters. The success probability in Theorem 3 consists of two parts, $\mathcal{P}_1 = (1 - \gamma)((1 - \eta_1)\frac{\delta}{3(1 + \delta)})^z$ and $\mathcal{P}_2 = (1 - \eta_2)^z$, where \mathcal{P}_1 indicates the probability that $\{o_1, \dots, o_z\}$ contains a qualified candidate, and \mathcal{P}_2 indicates the success probability of Lemma 2 over all the z rounds. Therefore, if we run Algorithm 2 $N = O(\frac{1}{\mathcal{P}_1})$ times, with constant probability (by taking the union bound), the set of all the generated candidates contains at least one that yields a $(1 + \epsilon, 1 + O(\delta))$ -approximation; moreover, to guarantee that we can correctly estimate the resulting radii of all the candidates (via the Sandwich Lemma with constant probability), we need to set $\eta_2 = O(\frac{1}{zN})$ (because there are $O(zN)$ candidates).

Corollary 2. *If one repeatedly runs Algorithm 2 $N = O\left(\frac{1}{1 - \gamma} \left(\frac{1}{1 - \eta_1} (3 + \frac{3}{\delta})\right)^z\right)$ times with setting $\eta_2 = O(\frac{1}{zN})$, with constant probability, the algorithm outputs a $(1 + \epsilon, 1 + O(\delta))$ -approximation for the problem of MEB with outliers.*

The calculation of running time is similar to (24) in Section 4.1. We just replace n by $\max\{n', n''\} = O(\frac{1}{\delta^2 \gamma} \log \frac{1}{\eta_2}) = O(\frac{1}{\delta^2 \gamma} \log(zN)) = \tilde{O}(\frac{1}{\delta^2 \gamma \epsilon})^2$, and change the value of C to be $O\left(\frac{1}{1 - \gamma} \left(\frac{1}{1 - \eta_1} (3 + \frac{3}{\delta})\right)^{\frac{2}{\epsilon} + 1}\right)$. So the total running time is independent of n . Also, to covert the result from $(1 + \epsilon, 1 + O(\delta))$ -approximation to $(1 + \epsilon, 1 + \delta)$ -approximation, we just need to reduce the value of δ in the input of Algorithm 2 appropriately.

5 The Extension: MEX with Outliers

In this section, we extend Definition 2 and define a more general problem called **minimum enclosing “x” (MEX) with Outliers**. We observe that the ideas of Lemma 1 and 2 can be further extended to deal with MEX with outliers problems, as long as the shape “x” satisfies some properties. **To describe a shape “x”, we need to clarify three basic concepts: center, size, and distance function.**

Let \mathcal{X} be the set of specified shapes in \mathbb{R}^d . Each shape $x \in \mathcal{X}$ is uniquely determined by the following two components: “ $c(x)$ ”, the **center** of x , and “ $s(x) \geq 0$ ”, the **size** of x . For any two shapes $x_1, x_2 \in \mathcal{X}$, $x_1 = x_2$ if and only if $c(x_1) = c(x_2)$ and $s(x_1) = s(x_2)$. Moreover, given a center o_0 and a value $l_0 \geq 0$, we use $x(o_0, l_0)$ to denote the shape x with $c(x) = o_0$ and $s(x) = l_0$. For different shapes, we have different definitions for the center and size. For example, if x is a ball, $c(x)$ and $s(x)$ should be the ball center and the radius respectively; given $o_0 \in \mathbb{R}^d$ and $l_0 \geq 0$, $x(o_0, l_0)$ should be the ball $\mathbb{B}(o_0, l_0)$. As a more complicated example, consider the k -center clustering with outliers problem, which is to find k ball to cover the input point set excluding a certain number of outliers and minimize the maximum radius. For this problem, the shape “x” is a union of k balls in \mathbb{R}^d ; the “center” is the union of the k ball centers and the size is the maximum radius.

² The asymptotic notation $\tilde{O}(f) = O(f \cdot \text{polylog}(\frac{1}{\eta_1 \delta(1 - \gamma)}))$.

For any point $p \in \mathbb{R}^d$ and any shape $x \in \mathcal{X}$, we also need to define a **distance function** $f(c(x), p)$ between the center $c(x)$ and p . For example, if x is a ball, $f(c(x), p)$ is simply equal to $\|p - c(x)\|$; if x is a union of k balls with the center $\{c_1, c_2, \dots, c_k\}$, the distance should be $\min_{1 \leq j \leq k} \|p - c_j\|$. Note that the distance function is only for ordering the points to $c(x)$, and not necessary to be non-negative (in Section 10, we will define a distance function $f(c(x), p) \leq 0$ for SVM). By using this distance function, we can define the set “ Q ” and the value “ l_i ” for generalizing Lemma 1 and 2. To guarantee their correctnesses, we also require \mathcal{X} to satisfy the following three properties.

Property 1. For any two shapes $x_1 \neq x_2 \in \mathcal{X}$, if $c(x_1) = c(x_2)$, then

$$s(x_1) \leq s(x_2) \iff x_1 \text{ is covered by } x_2. \quad (25)$$

Note that “ x_1 is covered by x_2 ” means “for any point $p \in \mathbb{R}^d$, $p \in x_1 \Rightarrow p \in x_2$ ”.

Property 2. Given any shape $x \in \mathcal{X}$ and a point $p_0 \in \mathbb{R}^d$, if $p_0 \in x$, then,

$$\{p \mid p \in \mathbb{R}^d \text{ and } f(c(x), p) \leq f(c(x), p_0)\} \subseteq x. \quad (26)$$

Property 3. Given any shape center o_0 and a point $p \in \mathbb{R}^d$, they together determine a value $r_0 = \min\{r \mid r \geq 0, p \in x(o_0, r)\}$; that is, $p \in x(o_0, r_0)$ and $p \notin x(o_0, r)$ for any $r < r_0$. (**Note:** usually the value r_0 is just the distance from p to the shape center o_0 ; but for some cases, such as the SVM problem in Section 10, the shape size and distance function have different meanings).

Intuitively, Property 1 shows that $s(x)$ defines an order of the shapes sharing the same center $c(x)$. Property 2 shows that the distance function f defines an order of the points to a given shape center $c(x)$. Property 3 shows that a center o_0 and a point p can define a shape just “touching” p . We can take $\mathcal{X} = \{\text{all } d\text{-dimensional balls}\}$ as an example. For any two concentric balls, the smaller one is always covered by the larger one (Property 1); if a point p_0 is inside a ball x , any point p having the distance $\|p - c(x)\| \leq \|p_0 - c(x)\|$ should be inside x too (Property 2); also, given a ball center o_0 and a point p , $p \in \mathbb{B}(o_0, \|p - c_0\|)$ and $p \notin \mathbb{B}(o_0, r)$ for any $r < \|p - c_0\|$ (Property 3).

Now, we introduce the formal definitions of the MEX with outliers problem and its bi-criteria approximation.

Definition 4 (MEX with Outliers). Suppose the shape set \mathcal{X} satisfies Property 1, 2, and 3. Given a set P of n points in \mathbb{R}^d and a small parameter $\gamma \in (0, 1)$, the MEX with outliers problem is to find the smallest shape $x \in \mathcal{X}$ that covers $(1 - \gamma)n$ points. Namely, the task is to find a subset of P with size $(1 - \gamma)n$ such that its minimum enclosing shape of \mathcal{X} is the smallest among all possible choices of the subset. The obtained solution is denoted by $\text{MEX}(P, \gamma)$.

Definition 5 (Bi-criteria Approximation). Given an instance (P, γ) for MEX with outliers and two small parameters $0 < \epsilon, \delta < 1$, a $(1 + \epsilon, 1 + \delta)$ -approximation of (P, γ) is a solution $x \in \mathcal{X}$ that covers at least $(1 - (1 + \delta)\gamma)n$ points and has the size at most $(1 + \epsilon)s(x_{\text{opt}})$, where x_{opt} is the optimal solution.

It is easy to see that Definition 2 of MEB with outliers actually is a special case of Definition 4. Similar to MEB with outliers, we still use P_{opt} , where $P_{\text{opt}} \subset P$ and $|P_{\text{opt}}| = (1 - \gamma)n$, to denote the subset covered by the optimal solution of MEX with outliers.

Now, we provide the generalized versions of Lemma 1 and 2. Similar to the coresset construction method in Section 2.1, we assume that there exists an iterative algorithm Γ to compute MEX (without outliers); actually, this is an important prerequisite to design the sub-linear time algorithms under our framework (we will discuss the iterative algorithms for flat fitting, k -center clustering, and SVM in Appendix). In the i -th iteration of Γ , it maintains a shape center o_i . Also, let Q be the set of $(1 + \delta)\gamma n$ farthest points from P to o_i with respect to the distance function f . First, we need to define the value “ l_i ” by Q via the following claim.

Claim 1. There exists a value $l_i \geq 0$ satisfying $P \setminus x(o_i, l_i) = Q$.

Proof. The points of P can be ordered by their distances to o_i . Without loss of generality, let $P = \{p_1, p_2, \dots, p_n\}$ with $f(o_i, p_1) > f(o_i, p_2) > \dots > f(o_i, p_n)$ (for convenience, we assume that any two distances are not equal; if there is a tie, we can arbitrarily decide their order to o_i). Therefore, the set $Q = \{p_j \mid 1 \leq j \leq (1 + \delta)\gamma n\}$. Moreover, from Property 3, we know that each point $p_j \in P$ corresponds to a value r_j that $p_j \in x(o_i, r_j)$ and $p_j \notin x(o_i, r)$ for any $r < r_j$. Denote by x_j the shape $x(o_i, r_j)$. We select the point p_{j_0} with $j_0 = (1 + \delta)\gamma n + 1$. From Property 2, we know that $p_j \in x_{j_0}$ for any $j \geq j_0$. We also

need to prove that $p_j \notin x_{j_0}$ for any $j < j_0$. Assume there exists some $p_{j_1} \in x_{j_0}$ with $j_1 < j_0$. Then we have $r_{j_1} < r_{j_0}$ and thus $p_{j_0} \notin x_{j_1}$ (by Property 3). By Property 2, $p_{j_0} \notin x_{j_1}$ implies $f(o_i, p_{j_0}) > f(o_i, p_{j_1})$, which is in contradiction to the fact $f(o_i, p_{j_0}) < f(o_i, p_{j_1})$.

Therefore, we can set the value $l_i = r_{j_0}$ and then $P \setminus x(o_i, l_i) = Q$. \square

Lemma 5 (Generalized Uniform-Adaptive Sampling). *Let $\eta_1 \in (0, 1)$. If we sample $n' = O(\frac{1}{\delta\gamma} \log \frac{1}{\eta_1})$ points uniformly at random from P and let Q' be the set of farthest $\frac{3}{2}(1 + \delta)\gamma n'$ points to o_i from the sample, then, with probability at least $1 - \eta_1$, the following holds*

$$\frac{|Q' \cap (P_{opt} \cap Q)|}{|Q'|} \geq \frac{\delta}{3(1 + \delta)}. \quad (27)$$

Proof. Let A denote the set of sampled n' points from P . Similar to (9), we have

$$|A \cap (P_{opt} \cap Q)| > \frac{1}{2}\delta\gamma n' \quad \text{and} \quad |A \cap Q| < \frac{3}{2}(1 + \delta)\gamma n' \quad (28)$$

with probability $1 - \eta_1$. Similar to (10), we have

$$A \cap Q = \{p \in A \mid f(o_i, p) > f(o_i, p_{j_0})\}, \quad (29)$$

where p_{j_0} is the point selected in the proof of Claim 1. By using the same manner of Claim 1, we also can select a point $p_{j'_0} \in A$ with

$$Q' = \{p \in A \mid f(o_i, p) > f(o_i, p_{j'_0})\}. \quad (30)$$

Then, we can prove

$$(A \cap (P_{opt} \cap Q)) = (Q' \cap (P_{opt} \cap Q)). \quad (31)$$

by using the same idea of (14). Hence,

$$\frac{|Q' \cap (P_{opt} \cap Q)|}{|Q'|} = \frac{|A \cap (P_{opt} \cap Q)|}{|Q'|} \geq \frac{\delta}{3(1 + \delta)}, \quad (32)$$

where the final inequality comes from the first inequality of (28) and the fact $|Q'| = \frac{3}{2}(1 + \delta)\gamma n'$. \square

Lemma 6 (Generalized Sandwich Lemma). *Let $\eta_2 \in (0, 1)$ and assume $\delta < 1/3$. l_i is the value from Claim 1. We sample $n'' = O(\frac{1}{\delta^2\gamma} \log \frac{1}{\eta_2})$ points uniformly at random from P and let q be the $((1 + \delta)^2\gamma n'' + 1)$ -th farthest one from the sampled points to o_i . If $\tilde{l}_i = \min\{r \mid r \geq 0, q \in x(o_i, r)\}$ (as the value “ r_0 ” defined in Property 3), then, with probability $1 - \eta_2$, the following holds*

$$\tilde{l}_i \leq l_i; \quad (33)$$

$$|P \setminus x(o_i, \tilde{l}_i)| \leq (1 + O(\delta))\gamma n. \quad (34)$$

Proof. Let B denote the set of sampled n'' points from P . By using the same manner of Claim 1, we know that there exists a value $\tilde{l}'_i > 0$ satisfying $|P \setminus x(o_i, \tilde{l}'_i)| = \frac{(1 + \delta)^2}{1 - \delta}\gamma n$. Similar to the proof of Lemma 2, we can prove that $\tilde{l}_i \in [\tilde{l}'_i, l_i]$. Due to Property 1, we know that $x(o_i, \tilde{l}_i)$ is “sandwiched” by the two shapes $x(o_i, \tilde{l}'_i)$ and $x(o_i, l_i)$. Further, since $x(o_i, \tilde{l}'_i)$ is covered by $x(o_i, l_i)$, we have

$$|P \setminus x(o_i, \tilde{l}_i)| \leq |P \setminus x(o_i, \tilde{l}'_i)| = \frac{(1 + \delta)^2}{1 - \delta}\gamma n = (1 + O(\delta))\gamma n, \quad (35)$$

where the last equality comes from the assumption $\delta < 1/3$. So (33) and (34) are true. \square

In our Appendix (Section 8, 9, and 10), we propose the sub-linear time bi-criteria approximation algorithms for three different MEX with outlier problems: k -center clustering, flat fitting, and SVM with outliers, which have been extensively studied before; our results significantly reduce their time complexities comparing with existing approaches.

References

1. P. K. Agarwal, E. Ezra, and K. Fox. Geometric optimization revisited. In B. Steffen and G. J. Woeginger, editors, *Computing and Software Science - State of the Art and Perspectives*, volume 10000 of *Lecture Notes in Computer Science*, pages 66–84. Springer, 2019.
2. P. K. Agarwal, S. Har-Peled, and K. R. Varadarajan. Geometric approximation via coresets. *Combinatorial and Computational Geometry*, 52:1–30, 2005.
3. P. K. Agarwal, S. Har-Peled, and H. Yu. Robust shape fitting via peeling and grating coresets. *Discrete & Computational Geometry*, 39(1-3):38–58, 2008.
4. P. K. Agarwal and R. Sharathkumar. Streaming algorithms for extent problems in high dimensions. *Algorithmica*, 72(1):83–98, 2015.
5. A. Aggarwal, H. Imai, N. Katoh, and S. Suri. Finding k points with minimum diameter and related problems. *Journal of algorithms*, 12(1):38–56, 1991.
6. Z. Allen Zhu, Z. Liao, and Y. Yuan. Optimization algorithms for faster computational geometry. In *43rd International Colloquium on Automata, Languages, and Programming, ICALP 2016, July 11-15, 2016, Rome, Italy*, pages 53:1–53:6, 2016.
7. N. Alon, S. Dar, M. Parnas, and D. Ron. Testing of clustering. *SIAM Journal on Discrete Mathematics*, 16(3):393–417, 2003.
8. B. Biggio, B. Nelson, and P. Laskov. Poisoning attacks against support vector machines. In *Proceedings of the 29th International Conference on Machine Learning, ICML 2012, Edinburgh, Scotland, UK, June 26 - July 1, 2012*, 2012.
9. B. Biggio and F. Roli. Wild patterns: Ten years after the rise of adversarial machine learning. *Pattern Recognition*, 84:317–331, 2018.
10. M. Blum, R. W. Floyd, V. Pratt, R. L. Rivest, and R. E. Tarjan. Time bounds for selection. *Journal of Computer and System Sciences*, 7(4):448–461, 1973.
11. M. Bădoiu and K. L. Clarkson. Smaller core-sets for balls. In *Proceedings of the ACM-SIAM Symposium on Discrete Algorithms (SODA)*, pages 801–802, 2003.
12. M. Bădoiu and K. L. Clarkson. Optimal core-sets for balls. *Computational Geometry*, 40(1):14–22, 2008.
13. M. Bădoiu, S. Har-Peled, and P. Indyk. Approximate clustering via core-sets. In *Proceedings of the ACM Symposium on Theory of Computing (STOC)*, pages 250–257, 2002.
14. M. Ceccarello, A. Pietracaprina, and G. Pucci. Solving k -center clustering (with outliers) in mapreduce and streaming, almost as accurately as sequentially. *PVLDB*, 12(7):766–778, 2019.
15. D. Chakrabarty, P. Goyal, and R. Krishnaswamy. The non-uniform k -center problem. In *43rd International Colloquium on Automata, Languages, and Programming, ICALP 2016, July 11-15, 2016, Rome, Italy*, pages 67:1–67:15, 2016.
16. T. M. Chan and V. Pathak. Streaming and dynamic algorithms for minimum enclosing balls in high dimensions. *Comput. Geom.*, 47(2):240–247, 2014.
17. C.-C. Chang and C.-J. Lin. LIBSVM: A library for support vector machines. *ACM TIST*, 2(3), 2011.
18. M. Charikar, S. Khuller, D. M. Mount, and G. Narasimhan. Algorithms for facility location problems with outliers. In *Proceedings of the twelfth annual ACM-SIAM symposium on Discrete algorithms*, pages 642–651. Society for Industrial and Applied Mathematics, 2001.
19. M. Charikar, L. O’Callaghan, and R. Panigrahy. Better streaming algorithms for clustering problems. In *Proceedings of the thirty-fifth annual ACM symposium on Theory of computing*, pages 30–39. ACM, 2003.
20. K. L. Clarkson. Coresets, sparse greedy approximation, and the frank-wolfe algorithm. *ACM Transactions on Algorithms*, 6(4):63, 2010.
21. K. L. Clarkson, E. Hazan, and D. P. Woodruff. Sublinear optimization for machine learning. *J. ACM*, 59(5):23:1–23:49, 2012.
22. C. Cortes and V. Vapnik. Support-vector networks. *Machine Learning*, 20:273, 1995.
23. D. J. Crisp and C. J. C. Burges. A geometric interpretation of v -SVM classifiers. In S. A. Solla, T. K. Leen, and K.-R. Müller, editors, *NIPS*, pages 244–250. The MIT Press, 1999.
24. A. Czumaj and C. Sohler. Sublinear-time algorithms.
25. A. Czumaj and C. Sohler. Sublinear-time approximation for clustering via random sampling. In *International Colloquium on Automata, Languages, and Programming*, pages 396–407. Springer, 2004.
26. H. Ding and J. Xu. Random gradient descent tree: A combinatorial approach for svm with outliers. In *Proceedings of the AAAI Conference on Artificial Intelligence (AAAI)*, pages 2561–2567, 2015.
27. H. Ding, H. Yu, and Z. Wang. Greedy strategy works for k -center clustering with outliers and coreset construction. In *27th Annual European Symposium on Algorithms, ESA 2019, September 9-11, 2019, Munich/Garching, Germany.*, pages 40:1–40:16, 2019.
28. A. Efrat, M. Sharir, and A. Ziv. Computing the smallest k -enclosing circle and related problems. *Computational Geometry*, 4(3):119–136, 1994.
29. D. Feldman, C. Xiang, R. Zhu, and D. Rus. Coresets for differentially private k -means clustering and applications to privacy in mobile sensor networks. In *Proceedings of the 16th ACM/IEEE International Conference on Information Processing in Sensor Networks, IPSN 2017, Pittsburgh, PA, USA, April 18-21, 2017*, pages 3–15, 2017.

30. K. Fischer, B. Gärtner, and M. Kutz. Fast smallest-enclosing-ball computation in high dimensions. In *Algorithms - ESA 2003, 11th Annual European Symposium, Budapest, Hungary, September 16-19, 2003, Proceedings*, pages 630–641, 2003.
31. M. Frank and P. Wolfe. An algorithm for quadratic programming. *Naval Research Logistics Quarterly*, 3(1-2):95–110, 1956.
32. B. Gärtner and M. Jaggi. Coresets for polytope distance. In *Proceedings of the International Symposium on Computational geometry (SoCG)*, pages 33–42, 2009.
33. E. G. Gilbert. An iterative procedure for computing the minimum of a quadratic form on a convex set. *SIAM Journal on Control*, 4(1):61–80, 1966.
34. O. Goldreich, S. Goldwasser, and D. Ron. Property testing and its connection to learning and approximation. *J. ACM*, 45(4):653–750, 1998.
35. T. F. Gonzalez. Clustering to minimize the maximum intercluster distance. *Theoretical Computer Science*, 38:293–306, 1985.
36. I. J. Goodfellow, P. D. McDaniel, and N. Papernot. Making machine learning robust against adversarial inputs. *Commun. ACM*, 61(7):56–66, 2018.
37. S. Guha, Y. Li, and Q. Zhang. Distributed partial clustering. In *Proceedings of the 29th ACM Symposium on Parallelism in Algorithms and Architectures*, pages 143–152. ACM, 2017.
38. L. Gyongyosi and S. Imre. Geometrical analysis of physically allowed quantum cloning transformations for quantum cryptography. *Information Sciences*, 285:1–23, 2014.
39. S. Har-Peled and S. Mazumdar. Fast algorithms for computing the smallest k -enclosing circle. *Algorithmica*, 41(3):147–157, 2005.
40. S. Har-Peled, D. Roth, and D. Zimak. Maximum margin coresets for active and noise tolerant learning. In M. M. Veloso, editor, *IJCAI 2007, Proceedings of the 20th International Joint Conference on Artificial Intelligence, Hyderabad, India, January 6-12, 2007*, pages 836–841, 2007.
41. S. Har-Peled and K. R. Varadarajan. Approximate shape fitting via linearization. In *42nd Annual Symposium on Foundations of Computer Science, FOCS 2001, 14-17 October 2001, Las Vegas, Nevada, USA*, pages 66–73, 2001.
42. S. Har-Peled and K. R. Varadarajan. High-dimensional shape fitting in linear time. *Discret. Comput. Geom.*, 32(2):269–288, 2004.
43. S. Har-Peled and Y. Wang. Shape fitting with outliers. *SIAM Journal on Computing*, 33(2):269–285, 2004.
44. E. Hazan, T. Koren, and N. Srebro. Beating SGD: learning svms in sublinear time. In J. Shawe-Taylor, R. S. Zemel, P. L. Bartlett, F. C. N. Pereira, and K. Q. Weinberger, editors, *Advances in Neural Information Processing Systems 24: 25th Annual Conference on Neural Information Processing Systems 2011. Proceedings of a meeting held 12-14 December 2011, Granada, Spain*, pages 1233–1241, 2011.
45. L. Huang, S. Jiang, J. Li, and X. Wu. Epsilon-coresets for clustering (with outliers) in doubling metrics. In *59th IEEE Annual Symposium on Foundations of Computer Science, FOCS 2018, Paris, France, October 7-9, 2018*, pages 814–825, 2018.
46. L. Huang, A. D. Joseph, B. Nelson, B. I. Rubinstein, and J. D. Tygar. Adversarial machine learning. In *Proceedings of the 4th ACM workshop on Security and artificial intelligence*, pages 43–58, 2011.
47. P. Indyk. Sublinear time algorithms for metric space problems. In *Proceedings of the Thirty-First Annual ACM Symposium on Theory of Computing, May 1-4, 1999, Atlanta, Georgia, USA*, pages 428–434, 1999.
48. M. Jagielski, A. Oprea, B. Biggio, C. Liu, C. Nita-Rotaru, and B. Li. Manipulating machine learning: Poisoning attacks and countermeasures for regression learning. In *2018 IEEE Symposium on Security and Privacy, SP 2018, Proceedings, 21-23 May 2018, San Francisco, California, USA*, pages 19–35, 2018.
49. N. Krause and Y. Singer. Leveraging the margin more carefully. In C. E. Brodley, editor, *Machine Learning, Proceedings of the Twenty-first International Conference (ICML 2004), Banff, Alberta, Canada, July 4-8, 2004*.
50. P. Kumar, J. S. B. Mitchell, and E. A. Yildirim. Approximate minimum enclosing balls in high dimensions using core-sets. *ACM Journal of Experimental Algorithmics*, 8, 2003.
51. A. Kurakin, I. Goodfellow, and S. Bengio. Adversarial machine learning at scale. *arXiv preprint arXiv:1611.01236*, 2016.
52. S. Li and X. Guo. Distributed k -clustering for data with heavy noise. In *Advances in Neural Information Processing Systems*, pages 7849–7857, 2018.
53. G. Malkomes, M. J. Kusner, W. Chen, K. Q. Weinberger, and B. Moseley. Fast distributed k -center clustering with outliers on massive data. In *Advances in Neural Information Processing Systems*, pages 1063–1071, 2015.
54. J. Matoušek. On enclosing k points by a circle. *Information Processing Letters*, 53(4):217–221, 1995.
55. R. M. McCutchen and S. Khuller. Streaming algorithms for k -center clustering with outliers and with anonymity. In *Approximation, Randomization and Combinatorial Optimization. Algorithms and Techniques*, pages 165–178. Springer, 2008.
56. A. Meyerson, L. O’callaghan, and S. Plotkin. A k -median algorithm with running time independent of data size. *Machine Learning*, 56(1-3):61–87, 2004.
57. A. Meyerson, L. O’Callaghan, and S. A. Plotkin. A k -median algorithm with running time independent of data size. *Machine Learning*, 56(1-3):61–87, 2004.

58. N. Mishra, D. Oblinger, and L. Pitt. Sublinear time approximate clustering. In *Proceedings of the twelfth annual ACM-SIAM symposium on Discrete algorithms*, pages 439–447. Society for Industrial and Applied Mathematics, 2001.
59. D. M. Mount, N. S. Netanyahu, C. D. Piatko, R. Silverman, and A. Y. Wu. On the least trimmed squares estimator. *Algorithmica*, 69(1):148–183, 2014.
60. K. Nissim, U. Stemmer, and S. P. Vadhan. Locating a small cluster privately. In *Proceedings of the 35th ACM SIGMOD-SIGACT-SIGAI Symposium on Principles of Database Systems, PODS 2016, San Francisco, CA, USA, June 26 - July 01, 2016*, pages 413–427, 2016.
61. R. Panigrahy. Minimum enclosing polytope in high dimensions. *arXiv preprint cs/0407020*, 2004.
62. J. M. Phillips. Coresets and sketches. *Computing Research Repository*, 2016.
63. J. Platt. Fast training of support vector machines using sequential minimal optimization. In B. Schölkopf, C. J. C. Burges, and A. J. Smola, editors, *Advances in Kernel Methods — Support Vector Learning*, pages 185–208, Cambridge, MA, 1999. MIT Press.
64. R. Rubinfeld. Sublinear time algorithms. Citeseer, 2006.
65. A. Saha, S. V. N. Vishwanathan, and X. Zhang. New approximation algorithms for minimum enclosing convex shapes. In *Proceedings of the Twenty-Second Annual ACM-SIAM Symposium on Discrete Algorithms, SODA 2011, San Francisco, California, USA, January 23-25, 2011*, pages 1146–1160, 2011.
66. B. Schölkopf, A. J. Smola, K. R. Muller, and P. L. Bartlett. New support vector algorithms. *Neural Computation*, 12:1207–1245, 2000.
67. S. Suzumura, K. Ogawa, M. Sugiyama, and I. Takeuchi. Outlier path: A homotopy algorithm for robust svm. In T. Jebara and E. P. Xing, editors, *Proceedings of the 31st International Conference on Machine Learning (ICML-14)*, pages 1098–1106, 2014.
68. P.-N. Tan, M. Steinbach, and V. Kumar. *Introduction to Data Mining*. 2006.
69. I. W. Tsang, J. T. Kwok, and P. Cheung. Core vector machines: Fast SVM training on very large data sets. *Journal of Machine Learning Research*, 6:363–392, 2005.
70. I. W. Tsang, J. T. Kwok, and P.-M. Cheung. Core vector machines: Fast SVM training on very large data sets. *Journal of Machine Learning Research*, 6:363–392, 2005.
71. L. Xu, K. Crammer, and D. Schuurmans. Robust support vector machine training via convex outlier ablation. In *AAAI*, pages 536–542. AAAI Press, 2006.
72. H. Yu, P. K. Agarwal, R. Poreddy, and K. R. Varadarajan. Practical methods for shape fitting and kinetic data structures using coresets. *Algorithmica*, 52(3):378–402, 2008.
73. H. Zarrabi-Zadeh and A. Mukhopadhyay. Streaming 1-center with outliers in high dimensions. In *Proceedings of the Canadian Conference on Computational Geometry (CCCG)*, pages 83–86, 2009.

6 The Lower Bound of Sample Size for MEB with Outliers

Actually, it is easy to obtain a sub-linear time randomized 2-approximation algorithm for MEB with outliers (if only returning the center): one can randomly select one point $p \in P$, and it belongs P_{opt} with probability $1 - \gamma$; thus, with probability $1 - \gamma$, the point p yields a 2-approximation by using the triangle inequality. Below, we consider an example and show that it is impossible to achieve a single-criterion λ -approximation for any $\lambda < 2$, if the time complexity is required to be independent of n .

Let q_a , q_b , and q_c be three colinear points in \mathbb{R}^d , where $\|q_a - q_b\| = x$ and $\|q_b - q_c\| = y$ (see Figure 3). Let $\gamma \in (0, 1)$ and the point set $P = P_a \cup P_b \cup P_c$, where P_a contains a single point located at q_a , P_b contains $(1 - \gamma)n - 1$ points overlapping at q_b , and P_c contains γn points overlapping at q_c . Consider the instance (P, γ) for the problem of MEB with outliers. Suppose $x \ll y$. Consequently, the optimal subset P_{opt} should be $P_a \cup P_b$ and the optimal radius is $x/2$.

If we take a random sample Q of size $m = o(n)$ from P , with high probability, $P_a \cap Q = \emptyset$ (even if we repeat our sampling a constant number of times, the single point P_a will still be missing with high probability). Therefore, Q only contains the points from P_b and P_c . If we run an existing algorithm on Q , the resulting ball center, say o , should always be inside the convex hull of Q , i.e., the segment $\overline{q_b q_c}$. Let $\mathbb{B}(o, r)$ be the ball covering $(1 - \gamma)n$ points of P . We consider two cases: (1) $q_a \in \mathbb{B}(o, r)$ and (2) $q_a \notin \mathbb{B}(o, r)$. For case (1), since $o \in \overline{q_b q_c}$, it is easy to know that the radius $r \geq \|q_a - q_b\| = x$ and therefore the approximation ratio is at least 2. For case (2), since $|P_b| = (1 - \gamma)n - 1$, $\mathbb{B}(o, r)$ must cover some point from P_c and therefore $r = y/2$; because $x \ll y$, the approximation ratio is also larger than 2.

7 Proof of Theorem 1

Similar to the analysis in [11], we let $\lambda_i = \frac{r_i}{(1+\epsilon)\text{Rad}(Q)}$. Because r_i is the radius of $\text{MEB}(T)$ and $T \subset Q$, we know $r_i \leq \text{Rad}(Q)$ and then $\lambda_i \leq 1/(1 + \epsilon)$. By simple calculation, we know that when



Fig. 3: $\|q_a - q_b\| = x$ and $\|q_b - q_c\| = y$.

$L_i = \frac{((1+\epsilon)Rad(Q) - \xi r_i)^2 - r_i^2}{2((1+\epsilon)Rad(Q) - \xi r_i)}$ the lower bound of r_{i+1} in (3) achieves the minimum value. Plugging this value of L_i into (3), we have

$$\lambda_{i+1}^2 \geq \lambda_i^2 + \frac{((1 - \xi \lambda_i)^2 - \lambda_i^2)^2}{4(1 - \xi \lambda_i)^2}. \quad (36)$$

To simplify inequality (36), we consider the function $g(x) = \frac{(1-x)^2 - \lambda_i^2}{1-x}$, where $0 < x < \xi$. Its derivative $g'(x) = -1 - \frac{\lambda_i^2}{(1-x)^2}$ is always negative, thus we have

$$g(x) \geq g(\xi) = \frac{(1 - \xi)^2 - \lambda_i^2}{1 - \xi}. \quad (37)$$

Because $\xi < \frac{\epsilon}{1+\epsilon}$ and $\lambda_i \leq 1/(1+\epsilon)$, we know that the right-hand side of (37) is always non-negative. Using (37), the inequality (36) can be simplified to

$$\begin{aligned} \lambda_{i+1}^2 &\geq \lambda_i^2 + \frac{1}{4}(g(\xi))^2 \\ &= \lambda_i^2 + \frac{((1 - \xi)^2 - \lambda_i^2)^2}{4(1 - \xi)^2}. \end{aligned} \quad (38)$$

(38) can be further rewritten as

$$\begin{aligned} \left(\frac{\lambda_{i+1}}{1 - \xi}\right)^2 &\geq \frac{1}{4}\left(1 + \left(\frac{\lambda_i}{1 - \xi}\right)^2\right)^2 \\ \implies \frac{\lambda_{i+1}}{1 - \xi} &\geq \frac{1}{2}\left(1 + \left(\frac{\lambda_i}{1 - \xi}\right)^2\right). \end{aligned} \quad (39)$$

Now, we can apply a similar transformation of λ_i which was used in [11]. Let $\gamma_i = \frac{1}{1 - \frac{\lambda_i}{1 - \xi}}$. We know $\gamma_i > 1$ (note $0 \leq \lambda_i \leq \frac{1}{1+\epsilon}$ and $\xi < \frac{\epsilon}{1+\epsilon}$). Then, (39) implies that

$$\begin{aligned} \gamma_{i+1} &\geq \frac{\gamma_i}{1 - \frac{1}{2\gamma_i}} \\ &= \gamma_i \left(1 + \frac{1}{2\gamma_i} + \left(\frac{1}{2\gamma_i}\right)^2 + \dots\right) \\ &> \gamma_i + \frac{1}{2}, \end{aligned} \quad (40)$$

where the equation comes from the fact that $\gamma_i > 1$ and thus $\frac{1}{2\gamma_i} \in (0, \frac{1}{2})$. Note that $\lambda_0 = 0$ and thus $\gamma_0 = 1$. As a consequence, we have $\gamma_i > 1 + \frac{i}{2}$. In addition, since $\lambda_i \leq \frac{1}{1+\epsilon}$, that is, $\gamma_i \leq \frac{1}{1 - \frac{1}{(1+\epsilon)(1-\xi)}}$, we have

$$i < \frac{2}{\epsilon - \xi - \epsilon\xi} = \frac{2}{(1 - \frac{1+\epsilon}{\epsilon}\xi)\epsilon}. \quad (41)$$

Consequently, we obtain the theorem.

8 k -Center Clustering with Outliers

Let $\gamma \in (0, 1)$. Given a set P of n points in \mathbb{R}^d , the problem of k -center clustering with outliers is to find k balls to cover $(1 - \gamma)n$ points, and the maximum radius of the balls is minimized. Given an instance

(P, γ) , let $\{C_1, \dots, C_k\}$ be the k clusters forming P_{opt} (the subset of P yielding the optimal solution), and r_{opt} be the optimal radius; that is, each C_j is covered by an individual ball with radius r_{opt} . Similar to Section 4, we first introduce a linear time algorithm, and then show how to modify it to be sub-linear time by using Lemma 5 and 6.

Linear time algorithm. Our algorithm in Section 4.1 can be generalized to be a linear time bi-criteria algorithm for the problem of k -center clustering with outliers, if k is assumed to be a constant. Our idea is as follows. In Algorithm 1, we maintain a set T as the coreset of P_{opt} ; here, we instead maintain k sets T_1, T_2, \dots, T_k as the coresets of C_1, C_2, \dots, C_k , respectively. Consequently, each T_j for $1 \leq j \leq k$ has an approximate MEB center o_i^j in the i -th round of Step 3, and let $O_i = \{o_i^1, \dots, o_i^k\}$. Initially, O_0 and T_j for $1 \leq j \leq k$ are all empty; we randomly select a point $p \in P$, and with probability $1 - \gamma$, $p \in P_{opt}$ (w.l.o.g., we assume $p \in C_1$ and add it to T_1 ; thus $O_1 = \{p\}$ after this step). We let Q be the set of farthest $t = (1 + \delta)\gamma n$ points to O_i , and l_i be the $(t + 1)$ -th largest distance from P to O_i (the distance from a point $p \in P$ to O_i is $\min_{1 \leq j \leq k} \|p - o_i^j\|$). Then, we randomly select a point $q \in Q$, and with probability $\frac{\delta}{1+\delta}$, $q \in P_{opt}$ (as (22) in Lemma 3). For ease of presentation, we assume that $q \in P_{opt}$ happens and we have an “oracle” to guess which optimal cluster q belongs to, say $q \in C_{j_q}$; then, we add q to T_{j_q} and update the approximate MEB center of T_{j_q} . Since each optimal cluster C_j for $1 \leq j \leq k$ has the coreset with size $\frac{2}{\epsilon} + 1$ (by setting $s = \frac{\epsilon}{2+\epsilon}$ in Theorem 1), after adding at most $k(\frac{2}{\epsilon} + 1)$ points, the distance l_i will be smaller than $(1 + \epsilon)r_{opt}$. Consequently, a $(1 + \epsilon, 1 + \delta)$ -approximation solution is obtained when $i \geq k(\frac{2}{\epsilon} + 1)$. **Note** that some “small” clusters could be missing from the above random sampling based approach and therefore $|O_i|$ could be less than k ; however, it always can be guaranteed that the total number of missing inliers is at most $\delta\gamma n$, i.e., a $(1 + \epsilon, 1 + \delta)$ -approximation is obtained (otherwise, the ratio $\frac{|P_{opt} \cap Q|}{|Q|} > \frac{\delta}{1+\delta}$ and we can continue to sample a point from P_{opt} so as to update O_i).

To remove the oracle for guessing the cluster containing q , we can enumerate all the possible k cases; since we add $k(\frac{2}{\epsilon} + 1)$ points to T_1, T_2, \dots, T_k , it generates $k^{k(\frac{2}{\epsilon} + 1)} = 2^{k \log k(\frac{2}{\epsilon} + 1)}$ solutions in total, and at least one yields a $(1 + \epsilon, 1 + \delta)$ -approximation with probability $(1 - \gamma)(\frac{\delta}{1+\delta})^{k(\frac{2}{\epsilon} + 1)}$ (by the same manner for proving Theorem 2).

Theorem 4. *Let (P, γ) be an instance of k -center clustering with outliers. Given two parameters $\epsilon, \delta \in (0, 1)$, there exists an algorithm that outputs a $(1 + \epsilon, 1 + \delta)$ -approximation with probability $(1 - \gamma)(\frac{\delta}{1+\delta})^{k(\frac{2}{\epsilon} + 1)}$. The running time is $O(2^{k \log k(\frac{2}{\epsilon} + 1)}(n + \frac{1}{\epsilon^5})d)$.*

If one repeatedly runs the algorithm $O(\frac{1}{1-\gamma}(1 + \frac{1}{\delta})^{k(\frac{2}{\epsilon} + 1)})$ times, with constant probability, the algorithm outputs a $(1 + \epsilon, 1 + \delta)$ -approximation solution.

Similar to MEB with outliers, Bădoiu *et al.* [13] also achieved a linear time bi-criteria approximation for the k -center clustering with outliers problem (see Section 4 in their paper). However, the hidden constant of their running time is exponential in $(\frac{k}{\epsilon\mu})^{O(1)}$ (where μ is defined in [13], and should be $\delta\gamma$ to ensure a $(1 + \epsilon, 1 + \delta)$ -approximation) that is much larger than “ $k \log k(\frac{2}{\epsilon} + 1)$ ” in Theorem 4.

Sub-linear time algorithm. The linear time algorithm can be further improved to be sub-linear time; the idea is similar to that for designing sub-linear time algorithm for MEB with outliers in Section 4.2. First, we follow Definition 4 and define the shape set \mathcal{X} , where each $x \in \mathcal{X}$ is union of k balls in the space (since the problem is to minimize the maximum radius, we can assume that the k balls have the same radius); the center $c(x)$ should be the set of its k ball centers, say $c(x) = \{o_x^1, o_x^2, \dots, o_x^k\}$, and the size $s(x)$ is the radius, i.e., $x = \cup_{j=1}^k \mathbb{B}(o_x^j, s(x))$. Obviously, if x is a feasible solution for the instance (P, γ) , $|P \cap (\cup_{j=1}^k \mathbb{B}(o_x^j, s(x)))|$ should be at least $(1 - \gamma)n$. Also, define the distance function $f(c(x), p) = \min_{1 \leq j \leq k} \|p - o_x^j\|$. It is easy to verify that the shape set \mathcal{X} satisfies Property 1, 2, and 3 in Section 5. From Lemma 5, we know that it is possible to obtain a point in $P_{opt} \cap Q$ with probability $(1 - \eta_1)\frac{\delta}{3(1+\delta)}$. Further, we can estimate the value l_i and select the best candidate solution based on Lemma 6. Overall, we have the following theorem.

Theorem 5. *Let (P, γ) be an instance of k -center clustering with outliers. Given the parameters $\epsilon, \delta, \eta_1, \eta_2 \in (0, 1)$, there exists an algorithm that outputs a $(1 + \epsilon, 1 + O(\delta))$ -approximation with probability $(1 - \gamma)((1 - \eta_1)(1 - \eta_2)\frac{\delta}{3(1+\delta)})^{k(\frac{2}{\epsilon} + 1)}$. The running time is $\tilde{O}(2^{k \log k(\frac{2}{\epsilon} + 1)}(\frac{1}{\delta^2\gamma} + \frac{1}{\epsilon^5})d)$.*

If one repeatedly runs the algorithm $N = O\left(\frac{1}{1-\gamma}\left(\frac{1}{1-\eta_1}\left(3 + \frac{3}{\delta}\right)\right)^{k(\frac{2}{\epsilon} + 1)}\right)$ times with setting $\eta_2 = O(\frac{1}{2^{k \log k(\frac{2}{\epsilon} + 1)}N})$, with constant probability, the algorithm outputs a $(1 + \epsilon, 1 + O(\delta))$ -approximation solution.

9 Flat Fitting with Outliers

Let j be a fixed integer between 0 and d . Given a j -dimensional flat \mathcal{F} and a point $p \in \mathbb{R}^d$, we define their distance, $\text{dist}(\mathcal{F}, p)$, to be the Euclidean distance from p to its projection onto \mathcal{F} . Let P be a set of n points in \mathbb{R}^d . The problem of flat fitting is to find the j -dimensional flat \mathcal{F} that minimizes $\max_{p \in P} \text{dist}(\mathcal{F}, p)$. It is easy to see that the MEB problem is the case $j = 0$ of the flat fitting problem. Furthermore, given a parameter $\gamma \in (0, 1)$, the flat fitting with outliers problem is to find a subset $P' \subset P$ with size $(1 - \gamma)n$ such that $\max_{p \in P'} \text{dist}(\mathcal{F}, p)$ is minimized. Similar to MEB with outliers, we also use P_{opt} to denote the optimal subset. Before presenting our algorithms for flat fitting with outliers, we first introduce the linear time algorithm from Har-Peled and Varadarajan [42] for the vanilla version (without outliers).

We start from the case $j = 1$, *i.e.*, the flat \mathcal{F} is a line in the space. Roughly speaking, their algorithm is an iterative procedure to update the solution round by round, until it is close enough to the optimal line l_{opt} . There are two parts in the algorithm. **(1)** It picks an arbitrary point $p_\Delta \in P$ and let q_Δ be the farthest point of P from p_Δ ; it can be proved that the line passing through p_Δ and q_Δ , denoted as l_0 , is a good initial solution that yields a 4-approximation solution. **(2)** In each of the following rounds, the algorithm updates the solution from l_{i-1} to l_i where $i \geq 1$ is the current number of rounds: let p_i be the farthest point of P from l_{i-1} and let h_i denote the 2-dimensional flat spanned by p_i and l_{i-1} ; then the algorithm computes a set of $O(\frac{1}{\epsilon^8} \log^2 \frac{1}{\epsilon})$ lines on h_i , and pick one of them as l_i via an “oracle”. They proved that the improvement from l_{i-1} to l_i is significant enough; thus, after running $\nu = O(\frac{1}{\epsilon^3} \log \frac{1}{\epsilon})$ rounds, it is able to achieve a $(1 + \epsilon)$ -approximation. To remove the “oracle”, the algorithm can enumerate all the $O(\frac{1}{\epsilon^8} \log^2 \frac{1}{\epsilon})$ lines on h_i , and thus the total running time is $O(2^{\frac{1}{\epsilon^3} \log^2 \frac{1}{\epsilon}} nd)$.

Linear time algorithm. Now we consider to adapt the above algorithm to the case with outliers, where in fact the idea is similar to the idea proposed in Section 4.1 for MEB with outliers. For simplicity, we still use the same notations as above. Consider the part **(1)** first. If we randomly pick a point p_Δ from P , with probability $1 - \gamma$, it belongs to P_{opt} ; further, we randomly pick a point, denoted as q_Δ , from the set of $(1 + \delta_0)\gamma n$ farthest points of P from p_Δ , where the value of δ_0 will be determined below. Obviously, with probability $\frac{\delta_0}{1 + \delta_0}$, $q_\Delta \in P_{\text{opt}}$. Denote by $P_0 = \{p \in P_{\text{opt}} \mid \|p - p_\Delta\| \leq \|q_\Delta - p_\Delta\|\}$. Then we have the following lemma.

Lemma 7. Denote by l_0 the line passing through p_Δ and q_Δ . Then, with probability $(1 - \gamma)(\frac{\delta_0}{1 + \delta_0})$,

$$\max_{p \in P_0} \text{dist}(l_0, p) \leq 4 \max_{p \in P_{\text{opt}}} \text{dist}(l_{\text{opt}}, p) \leq 4 \max_{p \in P_{\text{opt}}} \text{dist}(l_{\text{opt}}, p). \quad (42)$$

Also, the size of P_0 is at least $(1 - \delta_0\gamma)n$.

It is straightforward to obtain the size of P_0 . The inequality (42) directly comes from the aforementioned result of [42], as long as p_Δ and $q_\Delta \in P_{\text{opt}}$. So we can use the line l_0 as our initial solution. Then, we can apply the same random sampling idea to select the point p_i in the i -th round. Namely, we randomly pick a point as p_i from the set of $(1 + \delta_0)\gamma n$ farthest points of P from l_i . Moreover, we need to shrink the set P_{i-1} to $P_i = \{p \in P_{i-1} \mid \text{dist}(l_{i-1}, p) \leq \text{dist}(l_{i-1}, p_i)\}$. Similar to Lemma 7, we can show that the improvement from l_{i-1} to l_i is significant enough with probability $(1 - \gamma)(\frac{\delta_0}{1 + \delta_0})^{i+1}$, and the size of P_i is at least $(1 - (i + 1)\delta_0\gamma)n$. After running ν rounds, we obtain the line l_ν such that $\max_{p \in P_\nu} \text{dist}(l_\nu, p) \leq (1 + \epsilon) \max_{p \in P_{\text{opt}}} \text{dist}(l_{\text{opt}}, p)$, and $|P_\nu| \geq (1 - (\nu + 1)\delta_0\gamma)n$. So if we set $\delta_0 = \frac{\delta}{\nu + 1}$ with a given $\delta \in (0, 1)$, the line l_ν will be a bi-criteria $(1 + \epsilon, 1 + \delta)$ -approximation of the instance (P, γ) . By using the idea in [42], we can extend the result to the case $j > 1$ with $\nu = \frac{e^{O(j^2)}}{\epsilon^{2j+1}} \log \frac{1}{\epsilon}$. We refer the reader to [42] for more details.

Theorem 6. Let (P, γ) be an instance of j -dimensional flat fitting with outliers. Given two parameters $\epsilon, \delta \in (0, 1)$, there exists an algorithm that outputs a $(1 + \epsilon, 1 + \delta)$ -approximation with probability $(1 - \gamma)(\frac{1}{2})^{g(j, \epsilon)}$ where $g(j, \epsilon) = \text{poly}(e^{O(j^2)}, \frac{1}{\epsilon^j})$. The running time is $O(2^{g'(j, \epsilon)} nd)$ where $g'(j, \epsilon) = \text{poly}(e^{O(j^2)}, \frac{1}{\epsilon^j})$.

If one repeatedly runs the algorithm $\frac{2^{g(j, \epsilon)}}{1 - \gamma}$ times, with constant probability, the algorithm outputs a $(1 + \epsilon, 1 + \delta)$ -approximation solution.

Sub-linear time algorithm. We can view the flat fitting with outliers problem as a MEX with outliers problem. Let $r \geq 0$ and \mathcal{F} be a j -dimensional flat. Then we can define a j -dimensional “slab” $SL(\mathcal{F}, r) = \{p \in \mathbb{R}^d \mid \text{dist}(\mathcal{F}, p) \leq r\}$, where its “center” and “size” are \mathcal{F} and r respectively (obviously, a ball is a 0-dimensional slab). It is easy to see that shape set of slabs satisfies Property 1, 2, and 3 in Section 5. It is easy to see that finding the optimal flat is equivalent to finding the smallest slab covering $(1 - \gamma)n$ points of P . Therefore, by using Lemma 5 and 6, we achieve the following theorem.

Algorithm 3 Gilbert Algorithm [26, 33]

Input: A point-set P in \mathbb{R}^d , and $N \in \mathbb{Z}^+$.

Output: v_i as an approximate solution of the polytope distance between the origin and P .

1. Initialize $i = 1$ and v_1 to be the closest point in P to the origin o .
 2. Iteratively perform the following steps until $i = N$.
 - (a) Find the point $p_i \in P$ whose orthogonal projection on the supporting line of segment $\overline{ov_i}$ has the closest distance to o (called the projection distance of p_i), i.e., $p_i = \arg \min_{p \in P} \{ \frac{\langle p, v_i \rangle}{\|v_i\|} \}$, where $\langle p, v_i \rangle$ is the inner product of p and v_i (see Figure 5).
 - (b) Let v_{i+1} be the point on segment $\overline{v_i p_i}$ closest to the origin o ; update $i = i + 1$.
-

Theorem 7. Let (P, γ) be an instance of j -dimensional flat fitting with outliers. Given the parameters $\epsilon, \delta, \eta_1, \eta_2 \in (0, 1)$, there exists an algorithm that outputs a $(1 + \epsilon, 1 + O(\delta))$ -approximation with probability $(1 - \gamma)((1 - \eta_1)(1 - \eta_2)\frac{\delta}{3(1 + \delta)})^{g(j, \epsilon)}$ where $g(j, \epsilon) = \text{poly}(e^{O(j^2)}, \frac{1}{\epsilon})$. The running time is $O(2^{g'(j, \epsilon, \delta, \gamma)} d)$ where $g'(j, \epsilon) = \text{poly}(e^{O(j^2)}, \frac{1}{\epsilon}, \frac{1}{\delta}, \frac{1}{\gamma})$.

If one repeatedly runs the algorithm $N = O\left(\frac{1}{1 - \gamma} \left(\frac{1}{1 - \eta_1} (3 + \frac{3}{\delta})\right)^{g(j, \epsilon)}\right)$ times with setting $\eta_2 = O(\frac{1}{2^{g(j, \epsilon)} N})$, with constant probability, the algorithm outputs a $(1 + \epsilon, 1 + O(\delta))$ -approximation solution.

10 Support Vector Machine with Outliers

In practice, datasets often contain outliers. The separating margin of SVM could be considerably deteriorated by outliers. See Figure 4. As mentioned in [26], most of existing techniques [67, 71] for SVM outliers removal are numerical approaches (e.g., adding some penalty item to the objective function), and only can guarantee local optimums. Ding and Xu [26] modeled SVM with outliers as a combinatorial optimization problem and provided an algorithm called “Random Gradient Descent Tree”. We focus on one-class SVM with outliers first, and explain the extension for two-class SVM with outliers at the end of this section. Below is the formulation proposed in [26].

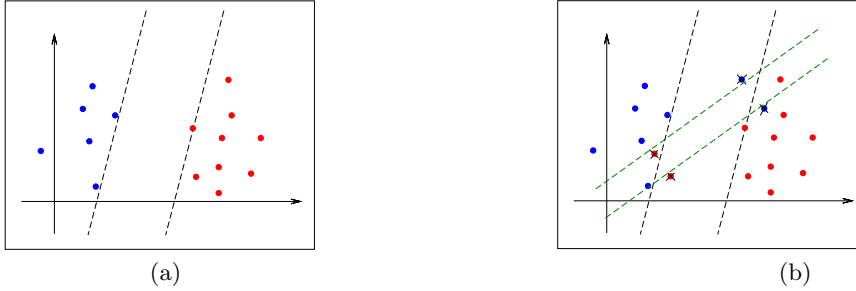


Fig. 4: SVM with (b) and without (a) outliers; the green margin in (b) is the output from soft margin SVM; the black margin is the output after removing outliers, which is the same as in (a) [26].

Definition 6 (One-class SVM with Outliers). Given a set P of n points in \mathbb{R}^d and a small parameter $\gamma \in (0, 1)$, the one-class SVM with outliers problem is to find a subset $P' \subset P$ with size $(1 - \gamma)n$ and a hyperplane \mathcal{H} separating the origin o and P' , such that the distance between o and \mathcal{H} is maximized.

Linear time algorithm. We briefly overview the algorithm of [26]. They also considered the “bi-criteria approximation” with two small parameters $\epsilon, \delta \in (0, 1)$: a hyperplane \mathcal{H} separates the origin o and a subset $P' \subset P$ with size $(1 - (1 + \delta)\gamma)n$, where the distance between o and \mathcal{H} is at least $(1 - \epsilon)$ of the optimum. The idea of [26] is based on the fact that the SVM (without outliers) problem is equivalent to the polytope distance problem in computational geometry [32].

Let o be the origin and P be a given set of points in \mathbb{R}^d . The **polytope distance problem** is to find a point q inside the convex hull of P so that the distance $\|q - o\|$ is minimized.

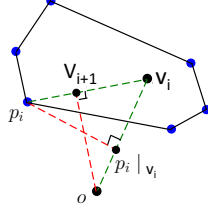


Fig. 5: An illustration of step 2 in Algorithm 3.

For an instance P of one-class SVM, it can be proved that the vector $q_{opt} - o$, if q_{opt} is the optimal solution for the polytope distance between o and P , is the normal vector of the optimal hyperplane. We refer the reader to [26, 32] for more details. The polytope distance problem can be efficiently solved by *Gilbert Algorithm* [31, 33]. For completeness, we present it in Algorithm 3.

Similar to the coreset construction method for computing MEB in Section 2.1, the algorithm also greedily improves the current solution by selecting some point p_i in each iteration. Let ρ be the polytope distance between o and P , $D = \max_{p, q \in P} \|p - q\|$, and $E = \frac{D^2}{\rho^2}$. Given $\epsilon \in (0, 1)$, it has been proved that a $(1 - \epsilon)$ -approximation of one-class SVM (*i.e.*, a separating margin with the width at least $(1 - \epsilon)$ of the optimum) can be achieved by running Algorithm 3 at most $2\lceil 2E/\epsilon \rceil$ steps [20, 32]. To handle outliers, the algorithm of [26] follows the similar intuition of Section 4.1; it replaces the step of greedily selecting the point p_i by randomly sampling a point from a set Q , which contains the $(1 + \delta)\gamma n$ points having the smallest projection distances (*i.e.*, the values of the function $\frac{\langle p, v_i \rangle}{\|v_i\|}$ in Step 2(a) of Algorithm 3). The running time is $O((\ln \frac{D+\rho}{\epsilon\rho})^z nd)$, where $z = 3(\frac{1}{\epsilon} \frac{D+\rho}{\rho})^2 \ln \frac{D+\rho}{\rho} + 1$ that is independent of n and d .

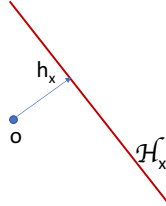


Fig. 6: An illustration for h_x .

Sub-linear time algorithm. We define \mathcal{X} to be the set of all the closed half-spaces not covering the origin o in \mathbb{R}^d ; for each $x \in \mathcal{X}$, let \mathcal{H}_x be the hyperplane enclosing x and h_x be the projection of o on \mathcal{H}_x (see Figure 6). We suppose that the given instance (P, γ) has feasible solution. That is, there exists at least one half-space $x \in \mathcal{X}$ that the hyperplane \mathcal{H}_x separates the origin o and a subset P' with size $(1 - \gamma)n$. We define the center $c(x) = \frac{h_x}{\|h_x\|}$; since the MEX with outlier problem in Definition 4 is a minimization problem, we design the size function $s(x) = \frac{1}{\|h_x\|}$. Obviously, a $(1 - \epsilon)$ -approximation of the SVM with outliers problem is equivalent to a $\frac{1}{1-\epsilon}$ -approximation with respect to the size function $s(x)$; also, since o is not covered by x , $s(x)$ is always larger than 0. We also define the distance function $f(c(x), p) = -\langle p, \frac{h_x}{\|h_x\|} \rangle$. It is easy to verify that the shape set \mathcal{X} satisfies Property 1, 2, and 3.

Recall that Algorithm 3 selects the point $p_i = \arg \min_{p \in P} \{ \frac{\langle p, v_i \rangle}{\|v_i\|} \}$ in each iteration. Actually, the vector $\frac{v_i}{\|v_i\|}$ can be viewed as a shape center and p_i is the farthest point to $\frac{v_i}{\|v_i\|}$. Moreover, the set Q mentioned in the previous linear time algorithm actually is the set of the farthest $(1 + \delta)\gamma n$ points from P to $\frac{v_i}{\|v_i\|}$. Consequently, we can apply Lemma 5 to sample a point from $P_{opt} \cap Q$, and apply Lemma 6 to estimate the value of l_i for each candidate solution $\frac{v_i}{\|v_i\|}$. Overall, we can improve the running time of the algorithm of [26] to be independent of n .

Extension for two-class SVM with outliers. Below is the definition of the two-class SVM with outliers problem proposed in [26].

Definition 7 (Two-class SVM with Outliers). Given two point sets P_1 and P_2 in \mathbb{R}^d and two small parameters $\gamma_1, \gamma_2 \in (0, 1)$, the two-class SVM with outliers problem is to find two subsets $P'_1 \subset P_1$ and $P'_2 \subset P_2$ with $|P'_1| = (1 - \gamma_1)|P_1|$ and $|P'_2| = (1 - \gamma_2)|P_2|$, and a margin separating P'_1 and P'_2 , such that the width of the margin is maximized.

We use P_1^{opt} and P_2^{opt} , where $|P_1^{opt}| = (1 - \gamma_1)|P_1|$ and $|P_2^{opt}| = (1 - \gamma_2)|P_2|$, to denote the subsets of P_1 and P_2 which are separated by the optimal margin. The ordinary two-class SVM (without outliers)

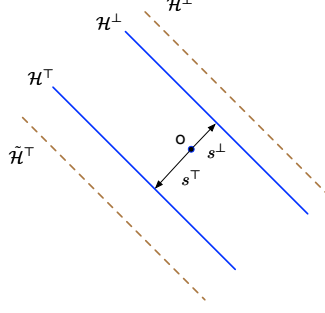


Fig. 7: An illustration for two-class SVM. The distances from o to \mathcal{H}^\perp and \mathcal{H}^\top are s^\perp and s^\top , respectively. The hyperplanes $\tilde{\mathcal{H}}^\perp$ and $\tilde{\mathcal{H}}^\top$ are the estimations of \mathcal{H}^\perp and \mathcal{H}^\top , and the distances from o to them are \tilde{s}^\perp and \tilde{s}^\top respectively.

problem is equivalent to computing the polytope distance between the origin o and $\mathcal{M}(P_1, P_2)$, where $\mathcal{M}(P_1, P_2)$ is the Minkowski difference of P_1 and P_2 [32]. Note that it is not necessary to compute the set $\mathcal{M}(P_1, P_2)$ explicitly. Instead, Algorithm 3 only needs to select one point from $\mathcal{M}(P_1, P_2)$ in each iteration, and overall the running time is still linear in the input size. To deal with two-class SVM with outliers, Ding and Xu [26] slightly modified their algorithm for the case of one-class. In each iteration, it considers two subsets $Q_1 \subset P_1$ and $Q_2 \subset P_2$, which respectively consist of points having the $(1 + \delta)\gamma_1|P_1|$ smallest projection distances among all points in P_1 and the $(1 + \delta)\gamma_2|P_2|$ largest projection distances among all points in P_2 on the vector v_i ; then, the algorithm randomly selects two points $p_i^1 \in Q_1$ and $p_i^2 \in Q_2$, and their difference vector $p_i^2 - p_i^1$ will serve as the role of p_i in Step 2(a) of Algorithm 3 to update the current solution v_i . This approach yields a $(1 - \epsilon, 1 + \delta)$ -approximation in linear time.

To improve the algorithm to be sub-linear, we need several modifications on our previous idea for the case of one-class. First, we change the distance function to be:

$$f(p, c) = \begin{cases} -\langle p, \frac{h_x}{\|h_x\|} \rangle & \text{if } p \in P_1; \\ \langle p, \frac{h_x}{\|h_x\|} \rangle & \text{if } p \in P_2. \end{cases}$$

By using this new distance function, we can apply Lemma 5 to obtain the points $p_i^1 \in Q_1 \cap P_1^{opt}$ and $p_i^2 \in Q_2 \cap P_2^{opt}$ separately in sub-linear time. Given a vector (*i.e.*, candidate center) $\frac{v_i}{\|v_i\|}$, assume \mathcal{H}^\perp and \mathcal{H}^\top are the parallel hyperplanes orthogonal to $\frac{v_i}{\|v_i\|}$ that the margin formed by them separates P'_1 and P'_2 , where $P'_1 \subset P_1$ and $P'_2 \subset P_2$ with $|P'_1| = (1 - \gamma_1)|P_1|$ and $|P'_2| = (1 - \gamma_2)|P_2|$. Without loss of generality, we assume that the origin o is inside the margin. Suppose that the distances from o to \mathcal{H}^\perp and \mathcal{H}^\top are s^\perp and s^\top , respectively. Then, we obtain two shapes (closed half-spaces) $x^\perp = (-\frac{v_i}{\|v_i\|}, \frac{1}{s^\perp})$ and $x^\top = (\frac{v_i}{\|v_i\|}, \frac{1}{s^\top})$ with $P'_1 \subset x^\perp$ and $P'_2 \subset x^\top$. Consequently, we can apply Lemma 6 twice to obtain two values $\frac{1}{\tilde{s}^\perp} \leq \frac{1}{s^\perp}$ and $\frac{1}{\tilde{s}^\top} \leq \frac{1}{s^\top}$ with $|P_1 \setminus x(-\frac{v_i}{\|v_i\|}, \frac{1}{\tilde{s}^\perp})| \leq (1 + O(\delta))\gamma_1|P_1|$ and $|P_2 \setminus x(\frac{v_i}{\|v_i\|}, \frac{1}{\tilde{s}^\top})| \leq (1 + O(\delta))\gamma_2|P_2|$. Therefore, we can use the value $\tilde{s}^\perp + \tilde{s}^\top$ as an estimation of $s^\perp + s^\top$. Overall, we can achieve a $(1 - \epsilon, 1 + O(\delta))$ -approximation in sub-linear time.