

A Graph Joining Greedy Approach to Binary de Bruijn Sequences

Zuling Chang ·
Martianus Frederic Ezerman ·
Adamas Aqsa Fahreza · Qiang Wang

Received: date / Accepted: date

Abstract Using greedy algorithms to generate de Bruijn sequences is a classical approach that has produced numerous interesting theoretical results. This paper investigates an algorithm which we call the **Generalized Prefer-*O*pposite (GPO)**. It includes all prior greedy algorithms, with the exception of the Fleury Algorithm applied on the de Bruijn graph, as specific instances. The GPO Algorithm can produce any binary periodic sequences with nonlinear complexity at least two on input a pair of suitable feedback function and initial state. In particular, a sufficient and necessary condition for the GPO Algorithm to generate binary de Bruijn sequences is established. This requires the use of feedback functions with a unique cycle or loop in their respective state graphs. Moreover, we discuss modifications to the GPO Algorithm to handle more families of feedback functions whose state graphs have multiple cycles or loops. These culminate in a graph joining method. Several large classes of feedback functions are subsequently used to illustrate how the GPO Algorithm and its modification into the **Graph Joining Prefer-*O*pposite (GJPO)** Algorithm work in practice.

Keywords binary periodic sequence · de Bruijn sequence · feedback function · greedy algorithm · LFSR · state graph

Mathematics Subject Classification (2010) 11B50 · 94A55 · 94A60

Z. Chang

School of Mathematics and Statistics, Zhengzhou University, Zhengzhou 450001 and
State Key Laboratory of Information Security, Institute of Information Engineering,
Chinese Academy of Sciences, Beijing 100093, China
E-mail: zuling_chang@zzu.edu.cn

M. F. Ezerman and A. A. Fahreza

School of Physical and Mathematical Sciences,
Nanyang Technological University, 21 Nanyang Link, Singapore 637371
E-mail: {fredezerman, adamas}@ntu.edu.sg

Q. Wang

School of Mathematics and Statistics, Carleton University,
1125 Colonel By Drive, Ottawa, ON K1S 5B6, Canada
E-mail: wang@math.carleton.ca

1 Introduction

Let n be any positive integer. In a binary *de Bruijn sequence* of order n , within any string of length 2^n , each n -tuple occurs exactly once. There are $2^{2^n - 1 - n}$ cyclically inequivalent de Bruijn sequences [1]. While many properties of such sequences are well-known, still a lot more remains to be discovered as applications in diverse areas such as cryptography, bioinformatics, and robotics continue to be discussed. Instead of attempting a comprehensive survey of the application landscape, we highlight a number of implementations in the literature.

It is a major interest in cryptography to identify a large number of highly nonlinear de Bruijn sequences and, if possible, to quickly generate them, either on hardware or software. Works on the design and evaluation of de Bruijn sequences for cryptographic implementations are too numerous to list. We mention a few as starting points for interested readers to consult. Some de Bruijn sequences with certain linear complexity profiles (see the discussion in [2]) can be used as keystream generators in stream ciphers [3]. An efficient hardware implementation, capable of handling large order n , was proposed in [4].

An influential work of Pevzner *et al.* showed deep connections between Eulerian paths in de Bruijn graphs and the fragment assembly problem in DNA sequencing [5]. More recent works, *e.g.*, that of Aguirre *et al.* in [6] described how to use de Bruijn sequences in neuroscientific studies on the neural response to stimuli. The sequences form a rich source of hard-to-predict orderings of the stimuli in the experimental designs.

Position locators are extremely useful in robotics and often contain de Bruijn sequences as ingredients. Scheinerman determined the absolute 2-dimensional location of a robot in a workspace by tiling it with black and white squares based on a variant of a chosen de Bruijn sequence in [7]. The roles of de Bruijn sequences in robust positioning patterns, with some discussion on their error-control capabilities, are treated in [8]. A nice application of de Bruijn sequences in image acquisition was proposed in [9]. They form a design of coloured stripe patterns to locate both the intensity peaks and the edges without loss of accuracy, while reducing the number of required hue levels. A variant of the 32-card magic trick, based on a de Bruijn sequence of order 5, inspired Gagie to come up with two new lower bounds for data compression and a new lower bound on the entropy of a Markov source in [10].

Extensive studies on a topic of long history such as de Bruijn sequences must have resulted in numerous generating methods. An excellent survey for approaches up to the end of 1970s can be found in [11]. Numerous construction routes continue to be proposed. One can arguably put them into several clusters.

In a graph-theoretic construction, one may start with the n -dimensional de Bruijn graph over the binary symbols. A de Bruijn sequence of order n is a Hamiltonian path in the graph. Equivalently, the sequence is an Eulerian cycle in the $(n - 1)$ -dimensional de Bruijn graph. A complete enumeration can be inefficiently done, *e.g.*, by the Fleury Algorithm [12]. Scores of ideas on how to identify specific paths or cycles have also been put forward, typically with additional properties imposed on the sequences.

Some approaches are algebraic. One can take a primitive polynomial of order n in the ring of polynomials $\mathbb{F}_2[x]$, turn it into a linear Feedback Shift Register (FSR), and output a maximal length sequence, also known as m -sequence. Appending

another 0 to the string of 0s of length $n - 1$ in the m -sequence results in a de Bruijn sequence. The *cycle joining method* (CJM) is another well-known generic construction approach. As discussed in, *e.g.*, [11] and [13], the main idea is to join all cycles produced by a given FSR into a single cycle by identifying the so-called conjugate pairs.

Numerous FSRs have been shown to yield a large number of output sequences. We mention two of the many works available in the literature. Etzion and Lempel chose the *pure cycling register* (PCR) and the *pure summing register* (PSR) in [14] to generate a remarkable number, exponential in n , of de Bruijn sequences. When the characteristic polynomials of the linear FSRs are product of pairwise distinct irreducible polynomials, Chang *et al.* proposed some algorithms to determine the exact number of de Bruijn sequences that the CJM can produce in [15]. Interested readers may want to consult [15, Table 4] for a summary of the input parameters and the performance complexity of prior works. There have also been a lot of constructions based on *ad hoc* rules. They are cheap to implement but yield only a few de Bruijn sequences. An example is the joining, in lexicographic order, of all Lyndon words whose length divides n in [16]. Jansen *et al.* established a requirement to determine some conjugate pairs in [17], leading to an efficient generating algorithm. A special case of the requirement was highlighted in [18] and a generalization was subsequently given by Gabric *et al.* in [19].

In the *cross-join pairing* method, one starts with a known de Bruijn sequence and proceeds to identify cross-join pairs that allow the sequence to be cut and reglued into inequivalent de Bruijn sequences. Further details and examples were supplied, *e.g.*, by Helleseth and Kløve in [20] and by Mykkeltveit and Szmidt in [21].

Our present work focuses on the greedy algorithms, of which **Prefer-One** [22] is perhaps the most famous, followed by **Prefer-Same** [11] and **Prefer-Opposite** [23]. Although using greedy algorithms to generate de Bruijn sequences tends to be impractical due to the usually exponential storage demand, it remains theoretically interesting. Aside from being among the oldest methods of generating de Bruijn sequences, greedy algorithms often shed light on various properties of de Bruijn sequences and their connections to other combinatorial and discrete structures. New greedy algorithms continue to be discussed, *e.g.*, a recent one in [24]. The current first three authors recently proposed the **Generalized Prefer-Opposite** (GPO) Algorithm to generalize known greedy algorithms and provided several new families of de Bruijn sequences in [25]. A good number of greedy algorithms make use of *preference functions* as important construction tools. A discussion on this approach was given in [13]. Many results on preference functions have been established by Alhakim in [26].

Here we prove further properties of the GPO Algorithm and show that this new approach covers *all* previously-known ad hoc greedy algorithms as well as those based on preference functions. More specifically, our investigation yields the following contributions.

1. The first contribution is summarized in Theorems 1 and 2.

The fact that *any* periodic sequence can be produced by a greedy algorithm is well-known. Given the sequence, however, it is often unclear which preference or feedback function and initial state yield the sequence. Theorem 1 provides an answer. It confirms that *any* periodic sequence with nonlinear complexity

$n \geq 2$ can be produced by the GPO Algorithm. It then shows how to *explicitly find* an input pair. The pair consists of a suitable initial state and a feedback function $f(x_0, x_1, \dots, x_{n-1})$, in which the coefficient of x_0 is zero. Theorem 1 also corrects a minor mistake [13, Lemma 3 on p. 132] in the influential book of Golomb.

Theorem 2 generalizes some well-known results from [11] and [26]. Since all de Bruijn sequences can be generated by some greedy algorithms with the all zeroes $0, 0, \dots, 0$ initial state, prior works in the literature only studied the case of that initial state. Theorem 2, on the other hand, treats the general case that *the initial state can be chosen more arbitrarily*. In particular, the GPO Algorithm generates a de Bruijn sequence if and only if the initial state is chosen from the states contained in the only cycle in the state graph of the FSR of a suitably chosen feedback function.

2. Our second contribution is arguably much more significant. Sections 5 and 6 discuss a novel **graph joining algorithm** in detail. It generalizes the cycle joining approach by removing the requirement that the FSR under consideration only produces disjoint cycles. More specifically, if a particular function f fails to directly generate any de Bruijn sequence via the GPO Algorithm but meets a simple condition (details will be given later), then we modify the algorithm, by adding assignment rules, to ensure that the output sequences become de Bruijn. This graph joining method (GJM) results in our **Graph Joining Prefer-Opposite** (GJPO) Algorithm.

We note that the results extend naturally to nonbinary setups. A more comprehensive treatment, however, lies beyond the scope of our present construction work. So is a deeper analysis on the linear complexity profiles of the resulting sequences.

After this introduction, Section 2 gathers useful preliminary notions and known results. Section 3 establishes the conditions for the GPO Algorithm to generate periodic sequences. Section 4 characterizes the conditions for which the GPO Algorithm produces de Bruijn sequences. Section 5 shows how to modify the GPO Algorithm to still produce de Bruijn sequences even when the required conditions are not satisfied. This allows us to include larger classes of feedback functions in our new graph-joining construction method. We study the graph theoretic properties of a class of feedback functions whose structures can be easily determined and succinctly stored in Section 6. This shows that mitigation is possible to reduce the steep storage cost as n grows, if choices are made judiciously. The last section contains a summary and a few directions to consider. Observations to highlight how the GJM differs from the CJM wrap the paper up.

2 Preliminaries

An *n-stage shift register* is a circuit. It has n consecutive storage units and is clock-regulated. Each unit holds a bit. As the clock pulses, the bit shifts to the next stage in line. The register outputs a new bit s_n based on the *n-bit initial state* $\mathbf{s}_0 := s_0, \dots, s_{n-1}$. The corresponding *feedback function* $f(x_0, \dots, x_{n-1})$ is the Boolean function over \mathbb{F}_2^n that outputs s_n on input \mathbf{s}_0 .

The output of a feedback shift register (FSR) is a binary sequence $\mathbf{s} := s_0, s_1, \dots, s_n, \dots$ satisfying $s_{n+\ell} = f(s_\ell, s_{\ell+1}, \dots, s_{\ell+n-1})$ for $\ell = 0, 1, 2, \dots$. The

smallest integer N that satisfies $s_{i+N} = s_i$ for all $i \geq 0$ is the *period* of \mathbf{s} . The N -periodic sequence \mathbf{s} can then be written as $\mathbf{s} := (s_0, s_1, s_2, \dots, s_{N-1})$. We call $\mathbf{s}_i := (s_i, s_{i+1}, \dots, s_{i+n-1})$ the i -th state¹ of \mathbf{s} . The states \mathbf{s}_{i-1} and \mathbf{s}_{i+1} , analogously defined, are the *predecessor* and *successor* of \mathbf{s}_i , respectively. In tabular form, an n -string c_0, c_1, \dots, c_{n-1} is often written concisely as $c_0c_1 \dots c_{n-1}$. The *complement* \bar{c} of $c \in \mathbb{F}_2$ is $1 + c$. The complement of a string is produced by taking the complement of each element. The respective strings of zeroes and of ones, each of length ℓ , are denoted by $\mathbf{0}^\ell$ and $\mathbf{1}^\ell$. Given an n -stage state $\mathbf{a} := a_0, a_1, \dots, a_{n-1}$, its *conjugate state* is $\hat{\mathbf{a}} := \bar{a}_0, a_1, \dots, a_{n-1}$ while $\tilde{\mathbf{a}} := a_0, a_1, \dots, \bar{a}_{n-1}$ is its *companion state*.

A feedback function $f(x_0, x_1, \dots, x_{n-1}) = x_0 + g(x_1, \dots, x_{n-1})$, where g is a Boolean function over \mathbb{F}_2^{n-1} , is said to be *nonsingular*. Otherwise f is said to be *singular*. An FSR with nonsingular feedback function generates periodic sequences [13, pp. 115–116].

The FSR that generates a binary (ultimately) periodic sequence \mathbf{s} is, in general, not unique. In his doctoral thesis [28], Jansen introduced the notion of *nonlinear complexity*. The nonlinear complexity of \mathbf{s} , denoted by $\text{nlc}(\mathbf{s})$, is the smallest k such that there is a k -stage FSR, with feedback function $f(x_0, x_1, \dots, x_{k-1})$, that generates \mathbf{s} . When this holds, we can make three assertions.

1. Each k -stage state of \mathbf{s} appears at most once.
2. There exists at least one $(k-1)$ -stage state of \mathbf{s} that appears twice.
3. The period of \mathbf{s} is at most 2^k .

Seen in this light, binary de Bruijn sequences of order n are periodic sequences with nonlinear complexity n having the maximum period. Furthermore, there are only two periodic sequences with nonlinear complexity 0, namely, the all zero sequence $(0, 0, \dots, 0)$ with feedback function $f = 0$ and the all one sequence $(1, 1, \dots, 1)$ with $f = 1$. The unique sequence with nonlinear complexity 1 is $(0, 1)$ with $f = 1 + x_0$. Henceforth, we concentrate on a binary periodic sequence \mathbf{s} with $\text{nlc}(\mathbf{s}) \geq 2$.

The *state graph* of FSR with feedback function $f(x_0, x_1, \dots, x_{n-1})$ is a directed graph \mathcal{G}_f . Its vertex set $V_{\mathcal{G}_f}$ consists of all 2^n n -stage states. There is an edge directed from $\mathbf{u} := u_0, u_1, \dots, u_{n-1}$ to $\mathbf{v} := u_1, u_2, \dots, f(u_0, u_1, \dots, u_{n-1})$. We call \mathbf{u} a *child* of \mathbf{v} and \mathbf{v} the *parent* of \mathbf{u} . We allow $\mathbf{u} = \mathbf{v}$, in which case \mathcal{G}_f contains a loop, *i.e.*, a cycle with only one vertex. Notice that if f is singular, then some states have two distinct children in \mathcal{G}_f . A *leaf* in \mathcal{G}_f is a vertex with no child. A vertex \mathbf{w} is a *descendent* of \mathbf{u} if there is a directed path that starts at \mathbf{w} and ends at \mathbf{u} . In turn, \mathbf{u} is called an *ancestor* of \mathbf{w} . A *rooted tree* $T_{f, \mathbf{b}}$ in \mathcal{G}_f is the largest tree in \mathcal{G}_f in which the vertex \mathbf{b} has been designated the *root* and the edge that emanates out of \mathbf{b} has been removed from \mathcal{G}_f . In this work the orientation is **towards** the root \mathbf{b} , *i.e.*, $T_{f, \mathbf{b}}$ is an *in-tree* or an *anti-arborescence*.

Preference function is an important tool in constructing t -ary de Bruijn sequences by greedy algorithm [13, Chapter VI]. We first recall the next two definitions.

¹ In most references, a state is written in between parentheses, for example, $\mathbf{s}_i := (s_i, s_{i+1}, \dots, s_{i+n-1})$. We remove the parentheses, throughout, for brevity and to avoid the cumbersome $f((s_i, s_{i+1}, \dots, s_{i+n-1}))$ notation for state evaluation.

Definition 1 Given a positive integer $t > 1$ and an alphabet $A = \{0, 1, \dots, t-1\}$ of size t , a preference function P of $n-1$ variables is a t -dimensional vector valued function of $(n-1)$ -stage states such that $P_0(\mathbf{a}), \dots, P_{t-1}(\mathbf{a})$ is a rearrangement of $0, 1, \dots, t-1$, for each choice of $\mathbf{a} = a_0, a_1, \dots, a_{n-2} \in A^{n-1}$.

Definition 2 For any initial state $\mathbf{u} = u_0, u_1, \dots, u_{n-1}$ and preference function P , the following inductive definition determines a unique finite sequence \mathbf{s} .

1. $s_0 = u_0, s_1 = u_1, \dots, s_{n-1} = u_{n-1}$.
2. If $s_{N+1}, \dots, s_{N+n-1}$ have been defined, then

$$s_{N+n} := P_i(s_{N+1}, \dots, s_{N+n-1}),$$

where i is the least integer such that the state

$$s_{N+1}, \dots, s_{N+n-1}, P_i(s_{N+1}, \dots, s_{N+n-1})$$

has not previously occurred in $s_0, s_1, \dots, s_{N+n-1}$.

3. Let $L(s_i)$ be the first value of N such that no integer i can be found to satisfy Item 2. Then the last digit of the sequence is $s_{L(s_i)+n-2}$ and $L(s_i)$ is called the cycle period.

The sequence generated by the algorithm described in Definition 2 is known to be $L(s_i)$ -periodic. Golomb presented various ways to use preference function to generate de Bruijn sequences in [13, Chapter VI]. In the next section we modify the procedure in Definition 2 to design a new algorithm that generates periodic sequences.

3 GPO Algorithm and Periodic Sequences

When $t = 2$, a Boolean function $f(x_0, x_1, \dots, x_{n-1})$ over \mathbb{F}_2^n that satisfies

$$f(0, \mathbf{a}) = f(1, \mathbf{a}) = P_1(\mathbf{a}) \quad (1)$$

is equivalent to a preference function. The procedure in Definition 2 can be carried out by Algorithm 1. Following [25], we called it the **Generalized Prefer-Opposite** (GPO) Algorithm. The **Prefer-One** de Bruijn sequence, for example, is the output on input $f = 0$ and $\mathbf{u} = \mathbf{0}^n$.

Algorithm 1 Generalized Prefer-Opposite (GPO)

Input: A feedback function $f(x_0, x_1, \dots, x_{n-1})$ and an initial state \mathbf{u} .

Output: A binary sequence.

- 1: $\mathbf{c} := c_0, c_1, \dots, c_{n-1} \leftarrow \mathbf{u}$
 - 2: **do**
 - 3: Print(c_0)
 - 4: $y \leftarrow f(c_0, c_1, \dots, c_{n-1})$
 - 5: **if** $c_1, c_2, \dots, c_{n-1}, \overline{y}$ has not appeared before **then**
 - 6: $\mathbf{c} \leftarrow c_1, c_2, \dots, c_{n-1}, \overline{y}$
 - 7: **else**
 - 8: $\mathbf{c} \leftarrow c_1, c_2, \dots, c_{n-1}, y$
 - 9: **while** $\mathbf{c} \neq \mathbf{u}$
-

Remark 1 We make some remarks on the GPO Algorithm in relation to preference functions and the procedure in Definition 2.

1. If the current state is c_0, c_1, \dots, c_{n-1} , then the GPO Algorithms prefers

$$\mathbf{c} := c_1, c_2, \dots, c_{n-1}, \overline{f(c_0, \dots, c_{n-1})}$$

as the next state, unless \mathbf{c} had appeared before. The algorithm prefers the opposite of $f(c_0, \dots, c_{n-1})$. The name **Prefer-Opposite** Algorithm had already been used in [23], so we call Algorithm 1 the **Generalized Prefer-Opposite (GPO) Algorithm**.

2. The GPO Algorithm and the procedure in Definition 2 differ slightly. If the initial state is $\mathbf{u} = u_0, u_1, \dots, u_{n-1}$, then $P_0(u_0, \dots, u_{n-2}) := u_{n-1}$ in Definition 2. Instead of $P_1(u_0, \dots, u_{n-2}) := \overline{u_{n-1}}$, we let $f(x, u_0, \dots, u_{n-2}) := u_{n-1}$, for any $x \in \mathbb{F}_2$, to ensure that the GPO Algorithm terminates.
3. We restrict our attention to the binary case because of its wider interest, even though the GPO Algorithm extends naturally to the nonbinary case.

To successfully use the GPO Algorithm to generate binary de Bruijn sequences, suitable feedback functions and initial states must be identified. For this purpose, we begin by studying the properties of this algorithm to establish the condition that ensures the output is de Bruijn.

When does the GPO Algorithm generate a periodic sequence? If the output is periodic, is it necessarily de Bruijn? Do distinct input pairs always yield inequivalent outputs? The answer to all three questions is no. For some input pairs (f, \mathbf{u}) , the algorithm never revisits the initial state \mathbf{u} and, hence, does not terminate. In such cases, the output sequence is *ultimately periodic* but not periodic. On occasions, the algorithm generates cyclically equivalent sequences on distinct input pairs $\{(f_i, \mathbf{u}_i) : i \in I\}$ for some index set I . Take $f_1(x_0, \dots, x_{n-1}) := 0$ and $f_2(x_0, \dots, x_{n-1}) := \prod_{j=0}^{n-1} x_j$, with $\mathbf{u} = \mathbf{0}^n$, for example. Both input pairs (f_1, \mathbf{u}) and (f_2, \mathbf{u}) yield an identical de Bruijn sequence of order n .

Next we show that any binary periodic sequence with $\text{nlc}(\mathbf{s}) > 1$ can be generated by the GPO algorithm, with well-chosen feedback function and initial state.

Theorem 1 *Let \mathbf{s} be any binary periodic sequence with $\text{nlc}(\mathbf{s}) = n \geq 2$. Then \mathbf{s} can be generated by the GPO Algorithm with input pair (f, \mathbf{u}) provided that the following conditions are met.*

1. *The feedback function f has the form*

$$f(x_0, x_1, \dots, x_{n-1}) := g(x_1, \dots, x_{n-1}) \quad (2)$$

for some Boolean function $g(x_0, \dots, x_{n-2})$ over \mathbb{F}_2^{n-1} .

2. *The state $\mathbf{u} = u_0, \dots, u_{n-2}, u_{n-1}$ meets the requirement that u_0, \dots, u_{n-2} appears twice in each period of \mathbf{s} .*

Proof Let an N -periodic sequence $\mathbf{s} = (s_0, s_1, \dots, s_{N-1})$ be given. In one period of \mathbf{s} , since $\text{nlc}(\mathbf{s}) = n$, there must exist at least one $(n-1)$ -stage state a_0, a_1, \dots, a_{n-2} that appears twice. Hence, the n -stage state $\mathbf{a} = a_0, \dots, a_{n-2}, a$ and its companion state $\tilde{\mathbf{a}} = a_0, \dots, a_{n-2}, \bar{a}$ with $a \in \mathbb{F}_2$ appear once each. Any of these two can be the initial state of the GPO Algorithm. Without loss of generality, let $\mathbf{u} := \mathbf{s}_0 = s_0, s_1, \dots, s_{n-1} = \mathbf{a}$.

We construct a feedback function $f(x_0, \dots, x_{n-1})$ based on \mathbf{s} . Let

$$f(x_0, a_0, \dots, a_{n-2}) := g(a_0, \dots, a_{n-2}) = a \text{ for } x_0 \in \mathbb{F}_2.$$

We start with the initial state \mathbf{u} . For any state $\mathbf{s}_i = s_i, s_{i+1}, \dots, s_{i+n-1}$ with $0 \leq i \leq N-2$, if the $(n-1)$ -stage state $s_{i+1}, \dots, s_{i+n-1} \neq a_0, \dots, a_{n-2}$ appears for the first time in \mathbf{s} , then we define

$$f(s_i, s_{i+1}, \dots, s_{i+n-1}) := f(\overline{s_i}, s_{i+1}, \dots, s_{i+n-1}) = g(s_{i+1}, \dots, s_{i+n-1}) = \overline{s_{i+n}}.$$

If $s_{i+1}, \dots, s_{i+n-1}$ appears for the second time in \mathbf{s} , then we define

$$f(s_i, s_{i+1}, \dots, s_{i+n-1}) := f(\overline{s_i}, s_{i+1}, \dots, s_{i+n-1}) = g(s_{i+1}, \dots, s_{i+n-1}) = s_{i+n}.$$

The above two definitions of f coincide if the $(n-1)$ -stage state $s_{i+1}, \dots, s_{i+n-1}$ appears twice in \mathbf{s} . If the $(n-1)$ -stage state b_1, \dots, b_{n-1} has not appeared in \mathbf{s} , we define

$$f(x_0, b_1, \dots, b_{n-1}) := g(b_1, \dots, b_{n-1}) = b \text{ for any } x_0 \text{ and } b \in \mathbb{F}_2,$$

that is, $g(b_1, \dots, b_{n-1})$ can take any arbitrary binary value.

Now we prove that the output of the GPO Algorithm on input (f, \mathbf{u}) defined above is indeed \mathbf{s} . As the run of the algorithm begins, $\mathbf{c} = c_0, \dots, c_{n-1} = \mathbf{u} = s_0, \dots, s_{n-1}$. Inductively, suppose that $c_i, \dots, c_{i+n-1} = s_i, \dots, s_{i+n-1}$ for some i with $0 \leq i \leq N-2$ and in sequence \mathbf{s} the bit after the state s_i, \dots, s_{i+n-1} is s_{i+n} . If $s_{i+1}, \dots, s_{i+n-1} = a_0, \dots, a_{n-2}$, then this $(n-1)$ -stage state appears in \mathbf{s} for the second time and $s_{i+n} = \overline{a}$. Because the state

$$\begin{aligned} \mathbf{v} &= c_{i+1}, \dots, c_{i+n-1}, \overline{f(c_i, c_{i+1}, \dots, c_{i+n-1})} \\ &= a_0, \dots, a_{n-2}, \overline{f(c_i, a_0, \dots, a_{n-2})} = a_0, \dots, a_{n-2}, \overline{a} \end{aligned}$$

has not appeared, the algorithm rules the next state to be $s_{i+1}, \dots, s_{i+n-1}, \overline{a}$ and $c_{i+n} = \overline{a} = s_{i+n}$.

Let $s_{i+1}, \dots, s_{i+n-1} \neq a_0, \dots, a_{n-2}$. We consider the state

$$\begin{aligned} \mathbf{v} &= c_{i+1}, \dots, c_{i+n-1}, \overline{f(c_i, c_{i+1}, \dots, c_{i+n-1})} \\ &= s_{i+1}, \dots, s_{i+n-1}, \overline{f(s_i, s_{i+1}, \dots, s_{i+n-1})}. \end{aligned}$$

If $s_{i+1}, \dots, s_{i+n-1}$ appears for the first time, then, by the definition of f , we have

$$f(s_i, s_{i+1}, \dots, s_{i+n-1}) = \overline{s_{i+n}}$$

and

$$\mathbf{v} = s_{i+1}, \dots, s_{i+n-1}, \overline{\overline{s_{i+n}}} = s_{i+1}, \dots, s_{i+n-1}, s_{i+n}$$

has not appeared. The algorithm then dictates the next state to be s_{i+1}, \dots, s_{i+n} and $c_{i+n} = s_{i+n}$. If $s_{i+1}, \dots, s_{i+n-1}$ appears for the second time, then, by the definition of f , we know that $f(s_i, s_{i+1}, \dots, s_{i+n-1}) = s_{i+n}$ and

$$\mathbf{v} = s_{i+1}, \dots, s_{i+n-1}, \overline{s_{i+n}}$$

must have appeared earlier. Hence, the next state must be

$$s_{i+1}, \dots, s_{i+n-1}, f(s_i, s_{i+1}, \dots, s_{i+n-1}) = s_{i+1}, \dots, s_{i+n-1}, s_{i+n}$$

and $c_{i+n} = s_{i+n}$.

Finally, for $i = N - 1$, the state after

$$c_{N-1}, c_N, \dots, c_{N+n-2} = s_{N-1}, s_0, \dots, s_{n-2} = s_{N-1}, a_0, \dots, a_{n-2}$$

must be $a_0, \dots, a_{n-2}, a = \mathbf{u}$, since $a_0, \dots, a_{n-2}, \bar{a}$ has appeared earlier. The algorithm terminates and outputs \mathbf{s} . \square

Theorem 1 states that any periodic sequence with nonlinear complexity ≥ 2 can be GPO-generated with feedback function having 0 as the coefficient of x_0 and some initial state. The proof of Theorem 1, furthermore, tells us how to choose the feedback function and initial state in the GPO Algorithm to generate the periodic sequence. Henceforth, we just consider such feedback functions and we say that a feedback function f is *standard* or *in the standard form* if it has the form specified in Equation (2). For such an f , each non-leaf vertex in \mathcal{G}_f has two children and, if there is a loop, one of the vertex's two children is the vertex itself.

The following lemma puts a necessary and sufficient condition on the initial state for the GPO Algorithm to generate a periodic sequence.

Lemma 1 *Let a standard $f(x_0, x_1, \dots, x_{n-1})$ and a state \mathbf{u} be given. Then the GPO Algorithm on (f, \mathbf{u}) generates a periodic sequence if and only if \mathbf{u} is not a leaf in \mathcal{G}_f .*

Proof Since f is in the standard form, \mathcal{G}_f contains leaves. Suppose that the initial state \mathbf{u} is a leaf. To have

$$\mathbf{a} = a_0, a_1, \dots, a_{n-1} \text{ and } \hat{\mathbf{a}} = \overline{a_0}, a_1, \dots, a_{n-1}$$

as its two possible predecessors, \mathbf{u} must be

$$a_1, \dots, a_{n-1}, \overline{f(a_0, a_1, \dots, a_{n-1})} = a_1, \dots, a_{n-1}, \overline{g(a_1, \dots, a_{n-1})}.$$

As the algorithm visits either \mathbf{a} or $\hat{\mathbf{a}}$, we keep in mind that

$$a_1, \dots, a_{n-1}, \overline{f(a_0, a_1, \dots, a_{n-1})} = \mathbf{u}$$

had appeared before, as it is the initial state. Hence, the next state must be

$$a_1, \dots, a_{n-1}, f(a_0, a_1, \dots, a_{n-1}) = a_1, \dots, a_{n-1}, g(a_1, \dots, a_{n-1}) = \tilde{\mathbf{u}}.$$

This implies that the initial state \mathbf{u} will never be revisited. Thus, the output is an infinite and ultimately periodic sequence, *i.e.*, not a periodic one.

Now, let \mathbf{u} be a non-leaf state in \mathcal{G}_f . Since the number of states in \mathcal{G}_f is finite, the algorithm must eventually revisit some state. We show that it is impossible for the algorithm to visit any state twice before it visits the initial state \mathbf{u} for the second time. For a contradiction, suppose that $\mathbf{a} \neq \mathbf{u}$ is the first state to be visited twice. The above analysis confirms that \mathbf{a} is not a leaf and, hence, has two children in \mathcal{G}_f , say \mathbf{v} and $\hat{\mathbf{v}}$. When \mathbf{a} is visited by the algorithm for the first time, one of its two children, say \mathbf{v} , is the actual predecessor of \mathbf{a} as the algorithm runs. This implies that $\hat{\mathbf{v}}$ has been visited before \mathbf{v} . Otherwise, the successor of \mathbf{v} must be $\hat{\mathbf{a}}$, by the rules of the GPO Algorithm. So we have deduced that both children of \mathbf{a} must have been visited by the time \mathbf{a} is visited for the first time. The second

time \mathbf{a} is visited, one of its two children must have also been visited twice. This contradicts the assumption that \mathbf{a} is the first vertex to have been visited twice.

We have thus shown that the initial state \mathbf{u} must be the first state to be visited twice. The algorithm stops and outputs a periodic sequence when it reaches \mathbf{u} for the second time. \square

The next corollary follows immediately from Theorem 1.

Corollary 1 *Let a given binary periodic sequence \mathbf{s} with $\text{nlc}(\mathbf{s}) = n \geq 2$ be generated by the GPO Algorithm on input (f, \mathbf{u}) , where $f(x_0, x_1, \dots, x_{n-1})$ is in the standard form and $\mathbf{u} = u_0, u_1, \dots, u_{n-1}$. Then the $(n-1)$ -stage state u_0, \dots, u_{n-2} appears twice in each period of \mathbf{s} .*

We note that if a periodic sequence \mathbf{s} is generated by the GPO Algorithm with a standard feedback function $f(x_0, \dots, x_{n-1})$, then any n -stage state appears in \mathbf{s} at most once.

Corollary 2 *On input a standard feedback function $f(x_0, \dots, x_{n-1})$, the nonlinear complexity of the periodic sequence generated by the GPO Algorithm is n .*

Proof Since all of the n -stage states of the generated sequence \mathbf{s} are distinct, the nonlinear complexity satisfies $\text{nlc}(\mathbf{s}) \leq n$. On the other hand, by Corollary 1, there is at least one $(n-1)$ -stage state in \mathbf{s} that appears twice, making $\text{nlc}(\mathbf{s}) \geq n$. \square

When the GPO Algorithm generates periodic sequence, a known result in [26], also stated as [25, Lemma 1] with an alternative proof, follows from the proof of Lemma 1.

Lemma 2 *Let \mathcal{G}_f be the state graph of the FSR with standard feedback function f . Let \mathbf{v} be any vertex with two children. By the time the GPO Algorithm, on input (f, \mathbf{u}) where \mathbf{u} is not a leaf, visits $\mathbf{v} \neq \mathbf{u}$, it must have visited both children of \mathbf{v} .*

Lemma 2 does not hold if the initial state is a leaf. Let $f(x_0, x_1, x_2) = x_1 + 1$, for example. If we use 010, which is a leaf in \mathcal{G}_f , as the initial state, then the states appear in the order

$$010 \rightarrow 101 \rightarrow 011 \rightarrow 111 \rightarrow \dots$$

When 011 is visited, one of its children, 001, has not been visited.

We discover that [13, Lemma 3 on p. 132] is in fact incorrect. The original statement is reproduced here for convenience.

“For any cyclic recursive sequence $\{a_i\}$ of degree n and for any n -digit word in it, there exists a preference function which generates the sequence, using the given word as the initial word.”

The quoted statement holds for t -ary de Bruijn sequences, but fails in general. In the binary case, Corollary 1 tells us that the initial state \mathbf{u} must have the property that the $(n-1)$ -stage state u_0, \dots, u_{n-2} appears twice in \mathbf{s} . For a general periodic sequence \mathbf{s} , such a condition may not be met. Consider $\mathbf{s} = (0011101)$, for instance, and start with 001 as the initial state. Then we have either $(P_0(00) = 0 \wedge P_1(00) = 1)$ or $(P_0(00) = 1 \wedge P_1(00) = 0)$. If the former holds, then, upon the second visit to 00, the smallest i is therefore 0 and the string 000 is formed. If the latter holds,

then, upon the second visit to 00, the smallest i is now 1 and, again, the string 000 is formed. But \mathbf{s} does not contain the string 000.

Furthermore, in the t -ary case, the initial state must satisfy that u_0, \dots, u_{n-2} appears t times in \mathbf{s} . Thus, there exist periodic sequences of degree n that can never be generated by the algorithm described in Definition 2. We state the conclusion as a lemma, without a proof.

Lemma 3 *For a cyclic recursive sequence $\{a_i\}$ of degree n such that there is an $(n-1)$ -digit u_0, \dots, u_{n-2} that appears t times in a period of the sequence, there exists a preference function which generates the sequence, using an initial state whose first $n-1$ digits are u_0, \dots, u_{n-2} .*

We have, thus far, gained two insights.

First, if the nonlinear complexity of a given periodic sequence is $n \geq 2$, then the order of the corresponding feedback function (or preference function) must also be n and the chosen initial state $\mathbf{u} = u_0, \dots, u_{n-2}, u_{n-1}$ must satisfy the requirement that u_0, \dots, u_{n-2} appears twice in the given sequence.

Second, if either the nonlinear complexity is not equal to the order of feedback function or u_0, \dots, u_{n-2} appears just once, then the given sequence cannot be generated by the stipulated feedback function and initial state. Even worse, for $t > 2$, there are t -ary periodic sequences which cannot be generated by Algorithm 2 in [13, Definition 2 on p. 131]. For example, if we view a binary de Bruijn sequence of order n as a t -ary periodic sequence, then it cannot be generated. By the time the said algorithm terminates, some $(n-1)$ -stage states must have been visited t times, with $t > 2$.

4 A Characterization for the GPO Algorithm to Produce de Bruijn Sequences

Among all of the binary periodic sequences that the GPO Algorithm can generate, our focus is on the de Bruijn ones. We now investigate the conditions for the algorithm to generate **only** de Bruijn sequences. For any order n , this is equivalent to ensuring that all n -stage states are visited as the algorithm runs its course. It is clear that \mathcal{G}_f contains at least one cycle or loop. To guarantee that the GPO Algorithm visits the states in a cycle or loop, the initial state must satisfy some conditions.

Lemma 4 *For a given standard $f(x_0, x_1, \dots, x_{n-1})$, let \mathcal{C} be a cycle or a loop in \mathcal{G}_f . If the GPO Algorithm with input (f, \mathbf{u}) is to visit all states in \mathcal{C} , then \mathbf{u} must also be in \mathcal{C} .*

Proof We prove the contrapositive of the statement. Suppose that \mathbf{u} is not in \mathcal{C} . If \mathcal{C} is a loop, then the only state in \mathcal{C} is either $\mathbf{0}^n$ or $\mathbf{1}^n$. We start with the loop \mathcal{C} having $\mathbf{0}^n$ as the only state. Before reaching $\mathbf{0}^n$, the algorithm must have visited its predecessor $\mathbf{10}^{n-1}$ first. We note that the other possible successor of $\mathbf{10}^{n-1}$ is $\mathbf{0}^{n-1}\mathbf{1}$, which has not appeared earlier because its two possible predecessors are $\mathbf{10}^{n-1}$ and $\mathbf{0}^n$. Thus, the actual successor of $\mathbf{10}^{n-1}$ must have been $\mathbf{0}^{n-1}\mathbf{1}$, instead of $\mathbf{0}^n$, leaving the latter out. So $\mathbf{0}^n$ would never be visited by the GPO Algorithm

and, hence, the generated sequence is not de Bruijn. The case of the loop \mathcal{C} having $\mathbf{u} = \mathbf{1}^n$ as the only state can be similarly argued.

If \mathcal{C} is a cycle, then let \mathbf{a} be the first state that the algorithm visits from among all of the states in \mathcal{C} . Lemma 2 says that both of \mathbf{a} 's children must have been visited before. One of the two, however, must also belong to \mathcal{C} , contradicting the assumption that \mathbf{a} is the first. \square

Using the same method in the proof of Lemma 4, we can directly infer the next result, whose proof is omitted here for brevity.

Lemma 5 *Let $f(x_0, x_1, \dots, x_{n-1})$ be in the standard form. If there are $t > 1$ cycles or loops in \mathcal{G}_f , then, taking an n -stage state in any one of the cycles or loops as the initial state, the GPO Algorithm will not visit any of the states belonging to the other cycles or loops.*

The following lemma characterizes the input on which the GPO Algorithm is guaranteed to output a de Bruijn sequence.

Lemma 6 *On input a standard $f(x_0, x_1, \dots, x_{n-1})$ and an n -stage state \mathbf{u} , the GPO Algorithm generates a binary de Bruijn sequence of order n if \mathcal{G}_f satisfies one of the following equivalent conditions.*

1. *There is a unique directed path from any state $\mathbf{v} \neq \mathbf{u}$ to \mathbf{u} .*
2. *There is a unique cycle or loop in \mathcal{G}_f containing \mathbf{u} .*

Proof Suppose that there is a unique directed path from any state $\mathbf{v} \neq \mathbf{u}$ to \mathbf{u} in \mathcal{G}_f . Then any \mathbf{v} can be viewed as a descendent of \mathbf{u} . Lemma 2 implies that by the time the algorithm revisits \mathbf{u} , it must have visited \mathbf{u} 's two children, if \mathbf{u} is in a cycle. If \mathbf{u} is in a loop instead, then it must have visited \mathbf{u} 's only child. Applying the lemma recursively, the grandchildren of \mathbf{u} must have all been visited prior to that. Continuing the process, we confirm that all of \mathbf{u} 's descendants must have been covered in the running of the algorithm. Thus, the generated sequence is de Bruijn of order n . \square

We combine Lemmas 4, 5 and 6 to obtain the following result.

Theorem 2 *Let a state $\mathbf{u} = (u_0, u_1, \dots, u_{n-1})$ and a standard $f(x_0, x_1, \dots, x_{n-1})$ be given as the input. Then the GPO Algorithm generates a binary de Bruijn sequence of order n if and only if there is a unique directed path from any state $\mathbf{v} \neq \mathbf{u}$ to \mathbf{u} in \mathcal{G}_f . The condition is equivalent to the existence of a unique cycle or loop in \mathcal{G}_f with the property that \mathbf{u} is contained in this unique cycle or loop in \mathcal{G}_f .*

Example 1 Let $f(x_0, \dots, x_{n-1}) = 0$. The state graph \mathcal{G}_f contains only one loop (0), from $\mathbf{0}^n$ to itself. All other states are descendants of $\mathbf{0}^n$. Taking $\mathbf{u} = \mathbf{0}^n$, the GPO Algorithm produces the **Prefer-One** de Bruijn sequence [11]. The sequence is (0000 1111 0110 0101) when $n = 4$.

Similarly, let $f(x_0, \dots, x_{n-1}) = 1$ and $\mathbf{u} = \mathbf{1}^n$. Then the GPO Algorithm produces the **Prefer-Zero** de Bruijn sequence [22], which is the complement of the **Prefer-One** sequence. \square

It is now clear that, to generate a de Bruijn sequence by the GPO Algorithm, it suffices to find a pair (f, \mathbf{u}) that satisfies the requirement of Theorem 2. This general task is both technically important and practically interesting. To see why Theorem 2 is meaningful, we observe that the generation of the **Prefer-Same** sequence on initial state $\mathbf{0}^n$ in [11] is quite involved. Theorem 2 provides an easier route. Indeed, taking the feedback function $f(x_0, \dots, x_{n-1}) = x_{n-1} + 1$, the state graph has a unique cycle (01). On input f and either choice of initial n -stage states 01010... and 10101..., the GPO Algorithm easily produces two distinct and complementary **Prefer-Same** de Bruijn sequences. Theorem 2 leads to the next two corollaries.

Corollary 3 [25, Theorem 2] *Let $n > m \geq 2$ and $h(x_0, x_1, \dots, x_{m-1})$ be a feedback function whose FSR generates a de Bruijn sequence \mathbf{s}_m of order m . Let*

$$f(x_0, x_1, \dots, x_{n-1}) := h(x_{n-m}, x_{n-m+1}, \dots, x_{n-1})$$

and \mathbf{u} be any n -stage state of \mathbf{s}_m . Then the GPO Algorithm, on input (f, \mathbf{u}) , generates a de Bruijn sequence of order n .

Proof The unique cycle in \mathcal{G}_f is \mathbf{s}_m and the initial state \mathbf{u} is in this cycle. \square

Example 2 An order 4 de Bruijn sequence (0000 1001 1010 1111) is produced by the FSR with $g(x_0, x_1, x_2, x_3) := 1 + x_0 + x_2 + x_3 + x_1 \cdot x_2 + x_1 \cdot x_3 + x_2 \cdot x_3 + x_1 \cdot x_2 \cdot x_3$. Letting $n = 6$ implies $f(x_0, x_1, x_2, x_3, x_4, x_5) = 1 + x_2 + x_4 + x_5 + x_3 \cdot x_4 + x_3 \cdot x_5 + x_4 \cdot x_5 + x_3 \cdot x_4 \cdot x_5$. Adding $\mathbf{b} = 000010$ to the input, the GPO Algorithm yields the de Bruijn sequence

(00001010 00111011 00101101 11001111 11010010 00000110 00100110 10101111). \square

Corollary 4 *Suppose that a standard $f_1(x_0, x_1, \dots, x_{m-1})$ can be used in the GPO Algorithm to generate de Bruijn sequences of order m . Let $n > m$ and*

$$f_2(x_0, x_1, \dots, x_{n-1}) := f_1(x_{n-m}, x_{n-m+1}, \dots, x_{n-1}).$$

Then f_2 can be used in the GPO Algorithm to generate de Bruijn sequences of order n .

Proof Theorem 2 implies the existence of a unique cycle or loop in \mathcal{G}_{f_1} . This, in turn, implies the existence of a unique cycle or loop in \mathcal{G}_{f_2} . Let \mathbf{u} be any n -stage state in the cycle or loop in \mathcal{G}_{f_2} . The conclusion follows by applying Theorem 2 to the input pair (f_2, \mathbf{u}) . \square

Remark 2 If f_1 is not standard, then Corollary 4 fails to hold in general. For a counterexample, let $f_1(x_0, \dots, x_{m-1}) = \prod_{i=0}^{m-1} x_i$. There are two loops, namely (0) and (1) in \mathcal{G}_{f_1} . The GPO Algorithm on the input pair $(f_1, \mathbf{0}^n)$ produces the **Prefer-One** de Bruijn sequence of order m . Let $n > m$ and

$$f_2(x_0, x_1, \dots, x_{n-1}) := f_1(x_{n-m}, x_{n-m+1}, \dots, x_{n-1}) = \prod_{i=n-m}^{n-1} x_i.$$

Since the GPO Algorithm, on input $(f_2, \mathbf{0}^n)$, cannot visit $\mathbf{1}^n$, the resulting sequence is not de Bruijn.

We have now achieved our first objective of providing a thorough treatment on when the GPO Algorithm generates de Bruijn sequences. As a consequence, we see that all prior ad hoc greedy algorithms, including those from preference functions and their respective generalizations, are special cases of the GPO Algorithm once the respective feedback function and initial state pairs are suitably chosen. The three families of sequences treated in [25, Section 3] and those produced from the input pairs listed in [25, Table 2] are examples of de Bruijn sequences whose construction fall into our general framework of **Prefer-Opposite**. Here we offer another class of examples consisting of feedback functions that satisfy a simple number theoretic constraint on the indices of their variables.

We look into the feedback function of the form

$$f(x_0, x_1, \dots, x_{n-1}) = \prod_{j=1}^{n-1} x_j + x_k \cdot x_\ell \text{ for } 0 < k < \ell < n \quad (3)$$

and characterize pairs (k, ℓ) such that the connected graph \mathcal{G}_f contains a unique loop (0).

Proposition 1 *There is a unique cycle, which is the loop (0), in the state graph \mathcal{G}_f of the feedback function given in Equation (3) if and only if $\gcd(n-k, \ell-k) = 1$.*

Proof We define the following three feedback functions.

$$\begin{aligned} f_1(x_0, x_1, \dots, x_{n-2}) &:= x_0 \cdot x_1 \cdots x_{n-2} + x_{k-1} \cdot x_{\ell-1}, \\ f_2(x_0, x_1, \dots, x_{n-2}) &:= x_{k-1} \cdot x_{\ell-1}, \text{ and} \\ f_3(x_0, x_1, \dots, x_{n-k-1}) &:= x_0 \cdot x_{\ell-k}. \end{aligned}$$

Vertices in \mathcal{G}_{f_1} and \mathcal{G}_{f_2} are $(n-1)$ -stage states whereas those in \mathcal{G}_{f_3} are $(n-k)$ -stage states. It is clear that the following statements are equivalent.

1. The only cycle in \mathcal{G}_f is the loop (0).
2. The state graph \mathcal{G}_{f_1} has a unique cycle (0).
3. The state graph \mathcal{G}_{f_2} has exactly two cycles (0) and (1).
4. The state graph \mathcal{G}_{f_3} has exactly two cycles (0) and (1).

Hence, it suffices to establish that \mathcal{G}_{f_3} has exactly the two cycles (0) and (1) if and only if $\gcd(n-k, \ell-k) = 1$.

It is immediate to verify that the two loops (0) and (1) are in \mathcal{G}_{f_3} . We show that there exists another cycle in it if and only if $\gcd(n-k, \ell-k) > 1$.

The output sequence $\mathbf{s} = s_0, s_1, s_2, \dots$ of the $(n-k)$ -stage FSR with feedback function f_3 has $s_{i+n-k} = 1$ if and only if $s_i = s_{i+\ell-k} = 1$, for any $i \geq 0$. Suppose that there is another cycle $C = (a_0, a_1, \dots, a_{N-1})$ in \mathcal{G}_{f_3} and $N > 1$ is its least period. If $a_i = 1$ for some integer i , then we have

$$1 = a_i = a_{i-(n-\ell)} = a_{i-(n-k)} = a_{i-2(n-\ell)} = a_{i-2(n-k)} = \cdots$$

If $a_i = 1$, then we can deduce inductively that

$$1 = a_i = a_{i-t(n-\ell)} = a_{i-t(n-k)} \text{ for all } t \in \{0, 1, 2, \dots\}. \quad (4)$$

It is immediate to confirm that if $a_i = 0$, then $a_{i-t(n-\ell)} = a_{i-t(n-k)} = 0$, since $a_{i-t(n-\ell)} = 1$ or $a_{i-t(n-k)} = 1$ implies $a_i = 1$ by Equation (4). So the cycle C must satisfy

$$a_i = a_{i-t(n-\ell)} = a_{i-t(n-k)} \text{ for all } t = 0, 1, 2, \dots,$$

which means that the period N divides $n - k$ and $n - \ell$ simultaneously. Thus

$$\gcd(n - k, n - \ell) = \gcd(n - k, \ell - k) > 1.$$

Conversely, if $\gcd(n - k, \ell - k) = t > 1$, then \mathcal{G}_{f_3} contains the cycle

$$(10^{t-1} 10^{t-1} \dots 10^{t-1}),$$

establishing the existence of at least another cycle when $\gcd(n - k, \ell - k) > 1$. \square

Whenever $\gcd(n - k, \ell - k) = 1$, the GPO Algorithm can use the feedback function f in Equation (3) as an input. Otherwise, the function can be used as an input in the GJPO Algorithm, to be introduced later. A combinatorial identity connects $\gcd(n - k, \ell - k)$ with the number of cycles in \mathcal{G}_f . The number of cycles is the number of cyclic decomposition of $\gcd(n - k, \ell - k)$. For example, when $n = 11$ with $(k, \ell) = (1, 6)$, we have $\gcd(10, 5) = 5$, so there are 7 cycles. The details can be found, *e.g.*, in Sequence A008965 in OEIS [29].

The next result generalizes Proposition 1. The proof follows similarly and, thus, is omitted.

Theorem 3 *The state graph of the FSR with feedback function*

$$f(x_0, x_1, \dots, x_{n-1}) = \prod_{j=1}^{n-1} x_j + x_{k_1} \cdot x_{k_2} \cdots x_{k_t} \text{ for } 0 < k_1 < k_2 < \dots < k_t < n, \quad (5)$$

has a unique loop (0) if and only if $\gcd(n - k_1, k_2 - k_1, \dots, k_t - k_1) = 1$.

5 Graph Joining and the GPO Algorithm

A typical standard feedback function $f(x_0, \dots, x_{n-1})$ often fails to satisfy the condition in Theorem 2, *i.e.*, its \mathcal{G}_f tends to decompose into $t \geq 2$ components, each with a unique cycle or loop. Recall that the components of any non-null graph in its decomposition are non-null detached subgraphs, no two of them share any edge or vertex in common. The graph is then said to be a *union* of its components. When \mathcal{G}_f has $t \geq 2$ components, the sequence produced by the GPO Algorithm is not de Bruijn. This section introduces a new method of joining the components to turn the outputs into de Bruijn sequences.

Suppose that, for a given standard f , its \mathcal{G}_f has components G_1, G_2, \dots, G_t . Let C_i be the unique cycle or loop in G_i for each $1 \leq i \leq t$. Without loss of generality, let us take any n -stage state \mathbf{u} in C_1 as the initial state to run the GPO Algorithm. Lemmas 4 and 5 tell us that, as the sequence is being generated, the algorithm visits all of the states in G_1 but none of the states in the cycles or loops C_2, \dots, C_t . We now modify the algorithm so that it can continue to cover all of the remaining states in \mathcal{G}_f before revisiting \mathbf{u} .

Lemma 7 For a given standard f , let G_1, G_2, \dots, G_t be the components in \mathcal{G}_f . Let C_i be the unique cycle or loop in G_i , for each i . Let (f, \mathbf{u}) be the input of the GPO Algorithm where \mathbf{u} is a state in C_1 . Let \mathbf{w} in C_j be an n -stage state such that its companion state $\tilde{\mathbf{w}}$ is a leaf in G_1 , for some $j \in \{2, 3, \dots, t\}$. Let \mathbf{v} be the child of \mathbf{w} that does not belong to C_j . Then the GPO Algorithm can be modified to visit all of the states in G_1 and in G_j if we assign \mathbf{w} to be the successor of \mathbf{v} .

Proof Prior to the additional assignment rule, starting from \mathbf{u} in C_1 , the GPO Algorithm visits all states in G_1 but cannot cover any of the states in $C_2 \cup C_3 \cup \dots \cup C_t$.

Suppose that C_j is a cycle. Note that \mathbf{w} has two children, namely \mathbf{v} , which does not belong to C_j , and $\hat{\mathbf{v}}$, which is in C_j . As the algorithm runs, let $\tilde{\mathbf{w}}$ be its currently visited state. Since $\hat{\mathbf{v}} \in C_j$, the algorithm cannot reach it by Lemma 5. Hence, the actual predecessor of $\tilde{\mathbf{w}}$ in the algorithm's output must be \mathbf{v} . The new assignment rule, however, forces \mathbf{w} to be the successor of \mathbf{v} . It is easy to check that after adding this assignment, the algorithm also terminates when it revisits \mathbf{u} and any other n -stage state is visited at most once. To guarantee that the modified algorithm revisits \mathbf{u} , all the states in G_1 must be visited, including $\tilde{\mathbf{w}}$. Its unique possible predecessor has to be $\hat{\mathbf{v}}$, because the new assignment rule forces \mathbf{v} to be the actual predecessor of \mathbf{w} . So we have deduced that $\hat{\mathbf{v}} \in C_j$ must be visited by the algorithm. Applying Lemma 2, repeatedly if necessary, all states in G_j can be visited by the algorithm. Thus, all states in G_1 and G_j can be visited by the modified algorithm.

If C_j is a loop, then \mathbf{w} and \mathbf{v} are conjugate states. Adding the rule that assigns \mathbf{w} to be the actual successor of \mathbf{v} makes $\tilde{\mathbf{w}}$ the successor of \mathbf{w} in the output sequence. Once \mathbf{w} is visited, \mathbf{v} must have been visited, and all states in G_j can be reached by the modified algorithm. \square

The selection of states, including \mathbf{w} , $\tilde{\mathbf{w}}$, \mathbf{v} and $\hat{\mathbf{v}}$, in the above proof will be illustrated in Figure 1 of Example 3. The first state in C_j that the modified algorithm visits must be \mathbf{w} . By Lemma 2, the *order of appearance* of the states in C_j in the output sequence follows the *direction of their edges*. The next state visited after \mathbf{w} is the parent of \mathbf{w} in C_j , and so on. The last to be visited is the child $\hat{\mathbf{v}}$ of \mathbf{w} . This fact implies that distinct valid options for \mathbf{w} in C_j lead to shift-inequivalent output sequences when the initial state \mathbf{u} is fixed. Keeping everything fixed but changing the initial state to any other state in the same cycle C_1 , however, may produce shift-equivalent output sequences. Such instances of collisions, albeit being rare, should be taken into account in the enumeration of inequivalent output sequences.

The process detailed in the proof of Lemma 7 explains the thinking behind our modification of the GPO Algorithm. Suppose that the modified algorithm can now cover all of the states in two subgraphs, say G_1 and G_2 . We identify a state \mathbf{x} in C_3 such that $\tilde{\mathbf{x}}$ is a leaf in G_1 or G_2 . If \mathbf{y} is the child of \mathbf{x} that does not belong to C_3 , then we add the rule that assign \mathbf{x} to be the successor of \mathbf{y} to ensure that all states in G_3 can be visited. If such an assignment can be done to “join” G_1, G_2, \dots, G_t together, then the resulting sequence of the modified algorithm is de Bruijn of order n .

We outline the process of graph joining, from a given state graph of a standard feedback function, in the following steps.

- Step 1** Choose an arbitrary component, say G_1 . Set $\Omega \leftarrow \{G_1\}$.
- Step 2** Find a component, say G_2 , such that \mathbf{w}_2 is a state in C_2 , $\tilde{\mathbf{w}}_2$ is a leaf of G_1 , and \mathbf{v}_2 is a child of \mathbf{w}_2 which is not in C_2 . Set $\Omega \leftarrow \Omega \cup \{G_2\}$.
- Step 3** Continue inductively by finding a G_i such that \mathbf{w}_i is a state in C_i , $\tilde{\mathbf{w}}_i$ is a leaf of some subgraph in Ω , and \mathbf{v}_i is a child of \mathbf{w}_i which is not in C_i . Set $\Omega \leftarrow \Omega \cup \{G_i\}$.
- Step 4** End if Ω contains all of the component graphs. Otherwise declare failure since the output will not be de Bruijn.
- Generate** Run the GPO Algorithm on an arbitrary state \mathbf{u} in C_1 as the initial state. Upon reaching \mathbf{v}_i for any $i = 2, \dots, t$ as the current state, the usual procedure in the algorithm is modified such that the next state is assigned to be \mathbf{w}_i . In all other occasions, comply with the rules of the algorithm to generate the next state. Output a de Bruijn sequence.

Example 3 Let $f(x_0, x_1, x_2, x_3) = x_1 + x_2 \cdot x_3$. Then \mathcal{G}_f is divided into three components, namely, G_1 with $C_1 = (1110)$, G_2 with $C_2 = (010)$, and G_3 with $C_3 = (0)$. Figure 1 shows \mathcal{G}_f with a configuration that allows for the merging of the three components using the added assignments.

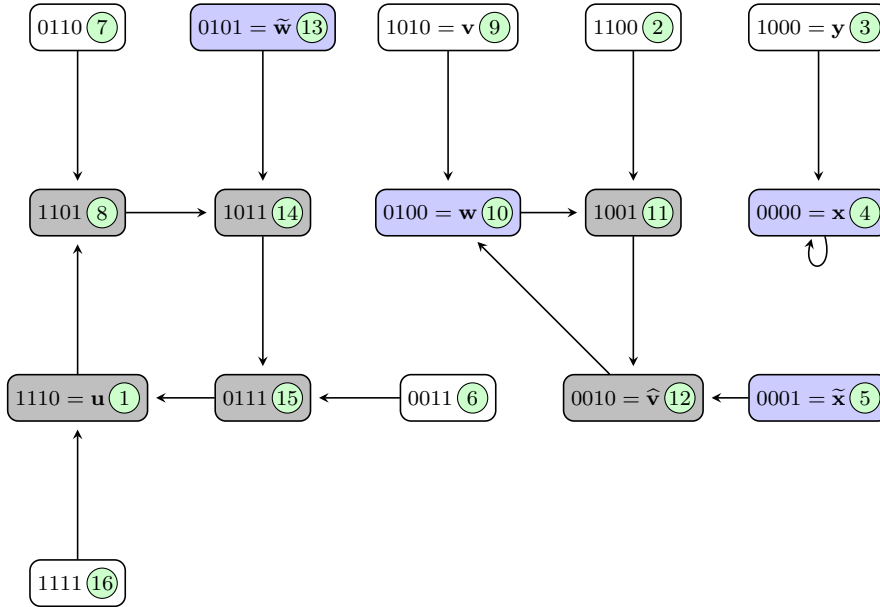


Fig. 1 The state graph \mathcal{G}_f for $f(x_0, x_1, \dots, x_3) = x_1 + x_2 \cdot x_3$. The components G_1, G_2, G_3 are from left to right. The encircled label indicates the state's order of appearance in the generated de Bruijn sequence when \mathbf{u} is the initial state.

Taking as \mathbf{u} the respective four states in C_1 , namely 1110, 1101, 1011, 0111, we obtain three inequivalent de Bruijn sequences. On $\mathbf{u} = 1110$, the states are visited in the following order. We use \Rightarrow to indicate that the state transition is

governed by an additional assignment rule.

$$\begin{aligned} \mathbf{u} = 1110 &\rightarrow 1100 \rightarrow 1000 \Rightarrow 0000 \rightarrow 0001 \rightarrow 0011 \rightarrow 0110 \rightarrow 1101 \rightarrow \\ &1010 \Rightarrow 0100 \rightarrow 1001 \rightarrow 0010 \rightarrow 0101 \rightarrow 1011 \rightarrow 0111 \rightarrow 1111 \rightarrow \mathbf{u}. \end{aligned}$$

The output sequence is (1110 0001 1010 0101). Choosing $\mathbf{u} = 0111$, the output sequence (0111 1000 0110 1001) is shift-equivalent to the previous one, *i.e.*, here there is a collision. The other two inequivalent output sequences are, respectively, (1101 0000 1100 1011) on $\mathbf{u} = 1101$ and (1011 0000 1111 0100) on $\mathbf{u} = 1011$.

Suppose that we change \mathbf{w} from 0100 to 0010, making $\tilde{\mathbf{w}} = 0011$. The output sequences (1110 0001 0100 1101) and (0111 1000 0101 0011), on respective initial states 1110 and 0111, are again shift-equivalent. The other two outputs are (1011 0000 1010 0111) on $\mathbf{u} = 1011$ and (1101 0110 0001 0011) on $\mathbf{u} = 1101$. In total, we have generated six shift-inequivalent de Bruijn sequences of order 4 in this example. \square

Example 4 The original generating algorithm for the **Prefer-Opposite** de Bruijn sequence in [23] is rather complicated. We provide a very simple alternative by using the above results, with $f(x_0, x_1, \dots, x_{n-1}) := x_{n-1}$. There are two components in \mathcal{G}_f , namely, G_1 with $C_1 = (0)$ and G_2 with $C_2 = (1)$. Directly using the GPO Algorithm with f on initial state $\mathbf{0}^n$ ($\mathbf{1}^n$, respectively), the output sequence contains all n -stage states except for $\mathbf{1}^n$ ($\mathbf{0}^n$, respectively). When $0\mathbf{1}^{n-1}$ ($1\mathbf{0}^{n-1}$, respectively) is visited, we assign $\mathbf{1}^n$ ($\mathbf{0}^n$, respectively) to be its successor. Then the resulting sequence is de Bruijn. When we take $\mathbf{0}^n$ as the initial state, the corresponding algorithm is Algorithm 2. \square

Algorithm 2 Prefer-Opposite

Input: Initial state $\mathbf{0}^n$.

Output: A de Bruijn sequence.

```

1:  $\mathbf{c} := c_0, c_1, \dots, c_{n-1} \leftarrow \mathbf{0}^n$ 
2: do
3:   Print( $c_0$ )
4:   if  $\mathbf{c} = 0\mathbf{1}^{n-1}$  then
5:      $\mathbf{c} \leftarrow \mathbf{1}^n$ 
6:   else
7:     if  $c_1, c_2, \dots, c_{n-1}, \overline{c_{n-1}}$  has not appeared before then
8:        $\mathbf{c} \leftarrow c_1, c_2, \dots, c_{n-1}, \overline{c_{n-1}}$ 
9:     else
10:       $\mathbf{c} \leftarrow c_1, c_2, \dots, c_{n-1}, c_{n-1}$ 
11: while  $\mathbf{c} \neq \mathbf{0}^n$ 

```

Since the underlying idea of our graph joining method (GJM) is similar to that of the cycle joining method (CJM), we briefly recall how the CJM works. The state graph of an FSR with a **nonsingular** feedback function $h(x_0, x_1, \dots, x_{n-1})$ is divided into disjoint cycles. If an n -stage state \mathbf{w} and its companion state $\tilde{\mathbf{w}}$ belong to two distinct cycles, then the cycles can be joined by exchanging the predecessors of \mathbf{w} and $\tilde{\mathbf{w}}$. Such pair of cycles are said to be *adjacent* and the pair $(\mathbf{w}, \tilde{\mathbf{w}})$ is called a *companion pair*. The process is repeated to join the rest of the cycles by identifying suitable companion pair(s). If all of the initially disjoint cycles

can be joined together, then the final cycle must be a de Bruijn sequence of order n .

For an FSR with nonsingular feedback function h , its *adjacency graph* is an *undirected* multigraph whose vertices correspond to the cycles in the corresponding state graph. There exists an edge between two vertices if and only if they share a companion pair. The number of shared companion pairs labels the edge. The number of resulting inequivalent de Bruijn sequences is the number of spanning trees in the adjacency graph.

We use similar concepts to formally define our GJM. Given a standard f , suppose that \mathcal{G}_f consists of t components G_1, \dots, G_t . Let $(\mathbf{w}, \tilde{\mathbf{w}})$ be a companion pair with \mathbf{w} a state in the cycle (or loop) C_i of G_i and $\tilde{\mathbf{w}}$ a leaf in G_j for $1 \leq i \neq j \leq t$. Companion pairs play an important role in our new method because they can modify the GPO Algorithm to visit all states in G_i and G_j when the initial state is one of the state(s) in C_j . We call such $(\mathbf{w}, \tilde{\mathbf{w}})_{i,j}$ pair a *preference companion pair* (PCP) **from** G_i **to** G_j . Each state in the pair is the other's *preference companion state*. Two components G_i and G_j are *adjacent* if they share a PCP $(\mathbf{w}, \tilde{\mathbf{w}})_{i,j}$. The pair joins adjacent components into one.

Definition 3 The preference adjacency graph (PAG) for an FSR with a standard feedback function f is a *directed multigraph* \mathbb{G}_f whose t vertices correspond to the t components G_1, \dots, G_t in \mathcal{G}_f . There exists a directed edge from G_i to G_j if and only if there exists a PCP $(\mathbf{w}, \tilde{\mathbf{w}})_{i,j}$. The number of directed edges, each identified by a PCP, from G_i to G_j is the number of their PCPs.

By definition, \mathbb{G}_f contains no loops. A *rooted spanning tree* in \mathbb{G}_f is a rooted tree that contains all of \mathbb{G}_f 's vertices. We use $\Upsilon_{\mathbb{G}}$, or simply Υ if \mathbb{G}_f is clear, to denote a rooted spanning tree in \mathbb{G}_f . By Lemma 7, once we obtain a rooted spanning tree in \mathbb{G}_f , with the root being in some cycle C_k , then we can run the GPO Algorithm with an arbitrary state in C_k as the initial state. Suppose that the following three conditions are satisfied.

1. The current state is \mathbf{v} , which is the predecessor of \mathbf{w} .
2. The state \mathbf{v} is not in the cycle that contains \mathbf{w} .
3. The pair $(\mathbf{w}, \tilde{\mathbf{w}})_{i,j}$ is an edge in the spanning tree.

Then we assign \mathbf{w} to be the successor of \mathbf{v} to ensure that the resulting sequence is de Bruijn.

We modify the GPO Algorithm by adding the GJM in the assignment rule, guided by the relevant PCPs. We call the modified algorithm the **Graph Joining Prefer -Opposite** (GJPO) Algorithm, presented here as Algorithm 3. The algorithm sets out to find all preference companion pairs, before determining all possible rooted spanning trees. Once this is done and if there exists at least one rooted spanning tree, then we can choose one such tree, either deterministically or randomly, and generate the corresponding Bruijn sequence.

To analyze its complexity, we break the GJPO Algorithm down into five stages.

Stage 1 Described in Line 1, the state graph \mathcal{G}_f is built in $O(n)$ time. In its most basic implementation, storing this graph is not efficient, requiring $O(2^n)$ space. One can reduce this memory requirement by storing, per graph components, only its cycle and a list of leaves. The saving varies, depending on f , and is not so easy to quantify. Checking whether a

Algorithm 3 Graph Joining Prefer-Opposite (GJPO)

Input: A standard feedback function $f(x_0, x_1, \dots, x_{n-1})$.
Output: de Bruijn sequences.

- 1: Construct the state graph \mathcal{G}_f
- 2: $V_{\mathbb{G}} \leftarrow \{G_1, G_2, \dots, G_t\}$ and $\mathcal{C} \leftarrow \{C_1, C_2, \dots, C_t\}$ $\triangleright V_{\mathbb{G}}$ is vertex set of \mathbb{G}
- 3: **for** i from 1 to t **do** \triangleright Populate the edges in \mathbb{G}
- 4: **for** every state $\mathbf{w} \in C_i$ **do**
- 5: **if** \mathbf{w} is a leaf in C_j for $j \neq i$ **then**
- 6: add edge in \mathbb{G} from G_i to G_j labelled by \mathbf{w}
- 7: $K_{i,j} \leftarrow$ the list of PCPs from G_i to G_j for $i \neq j$
- 8: Derive the simplified undirected graph \mathbb{H} from \mathbb{G} : The vertex set of \mathbb{H} is the vertex set of \mathbb{G} . If $K_{i,j}$ is nonempty for $1 \leq i \neq j \leq t$, then add an undirected edge $e_{i,j}$ in \mathbb{H} .
- 9: Generate the set $\Gamma_{\mathbb{H}}$ of all spanning trees in \mathbb{H} \triangleright We use [15, Algorithm 5]
- 10: **for** each $\Upsilon \in \Gamma_{\mathbb{H}}$ **do**
- 11: $E_{\Upsilon} \leftarrow$ the set $\{e_1, e_2, \dots, e_{t-1}\}$ of edges in Υ
- 12: **for** k from 1 to $t-1$ **do** \triangleright from G_i to G_j or G_j to G_i
- 13: **for** each of the two possible directions for e_k **do**
- 14: **if** the corresponding $K_{i,j}$ (respectively $K_{j,i}$) is nonempty **then**
- 15: choose each of its element, in sequence, as an edge in the directed tree
- 16: $\Sigma_{\Upsilon} \leftarrow$ all directed trees in \mathbb{G} that corresponds to Υ
- 17: **for** each $A \in \Sigma_{\Upsilon}$ **do**
- 18: **if** A is not a rooted tree **then**
- 19: $\Sigma_{\Upsilon} \leftarrow \Sigma_{\Upsilon} \setminus A$
- 20: $\Omega \leftarrow \bigcup_{\Upsilon \in \Gamma_{\mathbb{H}}} \Sigma_{\Upsilon}$ \triangleright The set of all rooted spanning trees in \mathbb{G}
- 21: **for** each $\Delta \in \Omega$ **do**
- 22: $E_{\Delta} \leftarrow$ set of states that label the directed edges in Δ
- 23: **for** each state \mathbf{u} in \mathcal{C} in the root component G of Δ **do**
- 24: $\mathbf{c} := c_0, c_1, \dots, c_{n-1} \leftarrow \mathbf{u}$
- 25: **do**
- 26: Print(c_0)
- 27: **if** $c_1, c_2, \dots, c_{n-1}, f(c_0, c_1, \dots, c_{n-1}) \notin E_{\Delta}$ **then**
- 28: **if** $c_1, c_2, \dots, c_{n-1}, f(c_0, c_1, \dots, c_{n-1})$ has not appeared before **then**
- 29: $\mathbf{c} \leftarrow c_1, c_2, \dots, c_{n-1}, f(c_0, c_1, \dots, c_{n-1})$
- 30: **else**
- 31: $\mathbf{c} \leftarrow c_1, c_2, \dots, c_{n-1}, f(c_0, c_1, \dots, c_{n-1})$
- 32: **else**
- 33: $\mathbf{c} \leftarrow c_1, c_2, \dots, c_{n-1}, f(c_0, c_1, \dots, c_{n-1})$ \triangleright The added assignment
- 34: $E_{\Delta} \leftarrow E_{\Delta} \setminus \{\mathbf{c}\}$
- 35: **while** $\mathbf{c} \neq \mathbf{u}$

vertex state $c_1, c_2, \dots, c_{n-1}, y$, for some $y \in \mathbb{F}_2$, is a non-leaf is very efficient since one only needs to determine if evaluating the algebraic normal form on inputs $x, c_1, c_2, \dots, c_{n-1}$, for both $x \in \mathbb{F}_2$, yields the specified state.

Stage 2 The procedure in Lines 2 to 7 builds the PAG \mathbb{G} . For each component graph, the number of operations to perform is roughly $(t-1)$ times the period of its cycle, giving the total time estimate to be $(t-1)$ times the sum of the periods of the t cycles. Storing $K_{i,j}$ for $1 \leq i \neq j \leq t$ needs $O(t^3)$ space since there are $t^2 - t$ entries, each having at most $\max\{|K_{i,j}|\} \leq t-1$ elements.

Stage 3 Once \mathbb{G} has been determined, the procedure in Line 8 derives a simpler graph \mathbb{H} , taking $O(t^2)$ in both time and storage, to use as an input in an intermediate step to eventually identify all rooted spanning trees

in \mathbb{G} . In the simpler graph, the edge direction is removed and multiple edges are collapsed into a single edge. This is done since generating all spanning trees in a graph is quite costly. The time requirement, using [15, Algorithm 5], is in the order of the number of spanning trees in the input graph. The simpler \mathbb{H} is faster to work on. Line 9 continues the process by generating all spanning trees in \mathbb{H} .

Stage 4 The steps given in Lines 10 to 20 combine $\Gamma_{\mathbb{H}}$ and the lists of PCPs stored in $K_{i,j}$, for all applicable i and j , to generate a set Ω of all rooted spanning trees in the PAG graph \mathbb{G} . The time complexity to generate Ω is $O(|\Gamma_{\mathbb{H}}| \cdot 2^{t-1} \cdot t^3)$. Storing it takes $O(|\Gamma_{\mathbb{H}}| \cdot t)$ space.

Stage 5 The routine described in Line 21 onward generates an actual de Bruijn sequence per identified rooted spanning tree. This process is negligible in resource requirements.

Our presentation and analysis above are geared toward completeness, not practicality. *Generating the entire set Ω is often neither necessary nor desirable.* In actual deployment, computational routines to identify only a required number of rooted spanning trees can be carefully designed for speed and space savings.

Theorem 4 *Given a standard feedback function $f(x_0, \dots, x_{n-1})$, Algorithm 3 outputs de Bruijn sequences of order n if and only if the set $\Gamma_{\mathbb{H}}$ in Line 9 is nonempty.*

Proof The correctness of Algorithm 3 follows from Lemma 7. \square

Suppose that, for a chosen PCP $(\mathbf{w}, \tilde{\mathbf{w}})_{i,j}$ that connects G_i to G_j , \mathbf{w} is the first state in C_i that Algorithm 3 visits. Then the following result is a direct consequence of Theorem 4.

Corollary 5 *The number of distinct rooted trees is a lower bound for the number of inequivalent de Bruijn sequences produced.*

Writing a basic implementation in `python 2.7` and feeding it many standard feedback functions lead us to an interesting computational observation. For the majority of the input functions, distinct choices of initial states lead to inequivalent de Bruijn sequences, for a fixed rooted spanning tree. We harvest many more valid sequences than the number of distinct rooted spanning trees in \mathbb{G}_f . This suggests the following problem.

Problem 1 Let a standard feedback function f , or a class \mathcal{F} of standard feedback functions, be given. Provide a closed formula, or a good estimate, of the number of inequivalent outputs.

We require the spanning trees to use in Algorithm 3 to be the rooted ones only. Otherwise, there will be a cycle C_j , for some $1 \leq j \leq t$, whose states are never visited. This clearly implies that the resulting sequence fails to be de Bruijn.

Example 5 We use the setup in Example 3 and refer to Figure 1 for the state graph \mathcal{G}_f . Note that the tree in Figure 2 is a non-rooted spanning tree in \mathbb{G}_f . We use the PCPs $(0100, 0101)_{2,1}$ and $(1001, 1000)_{2,3}$ as the directed edges in the tree. We choose $\mathbf{u} = 1011 \in C_1$ as the initial state and run the modified version of the GPO Algorithm, with the added assignment rules that the successor of 1100



Fig. 2 A Non-rooted Spanning Tree in \mathbb{G}_f for $f(x_0, x_1, \dots, x_3) = x_1 + x_2 \cdot x_3$.

must be 1001, and the successor of 1010 must be 0100. The algorithm will never visit $C_3 = (0)$, producing the output (1011 0011 1101 000). Now, if we replicate the process with $\mathbf{u} = 0000 \in C_3$, then the output sequence is (0000 1100 1010), leaving the four states in $C_1 = (1011)$ out. \square

6 The Preference Adjacency Graph of a Class of Feedback Functions

For an arbitrary standard feedback function f , determining \mathcal{G}_f , *e.g.*, identifying its cycle(s) or loop(s), is generally not an easy task. Some feedback functions cannot be used by Algorithm 3 to generate de Bruijn sequence, as illustrated by the next example.

Example 6 Let $n \geq 4$ and

$$f(x_0, x_1, \dots, x_{n-1}) := x_{n-3} \cdot x_{n-2} + x_{n-3} \cdot x_{n-1} + x_{n-2} \cdot x_{n-1}.$$

The state graph \mathcal{G}_f has two loops, one in each of the two components, namely $C_1 = (0)$ in G_1 and $C_2 = (1)$ in G_2 . The companion state $\mathbf{0}^{n-1}1$ of $\mathbf{0}^n \in C_1$ is in G_1 and, similarly, the companion state $\mathbf{1}^{n-1}0$ of $\mathbf{1}^n \in C_2$ is in G_2 . Hence, we cannot join the two components. \square

In this section we examine the PAG of a class of feedback functions. Our main motivation is to identify connections between structures of different orders that help in building the PAG. Let $1 \leq m < n$ be integers. Let $h(x_0, \dots, x_{m-1})$ be any given nonsingular feedback function. The preference adjacency graph \mathbb{G}_{F_h} of F_h , which is given by

$$F_h(x_0, x_1, \dots, x_{n-1}) := x_{n-m} + g(x_{n-m+1}, \dots, x_{n-1}) = h(x_{n-m}, \dots, x_{n-1}), \quad (6)$$

becomes easier to determine. Algorithm 3 can then use F_h to generate de Bruijn sequences.

Since h is nonsingular, the t components, say $C_{h,1}, C_{h,2}, \dots, C_{h,t}$, of \mathcal{G}_h are cycles. The states in \mathcal{G}_h are m -stage. These t cycles can be joined into a de Bruijn sequence of order m by the cycle joining method if there exists enough companion pairs $(\mathbf{w}, \tilde{\mathbf{w}})$ with $\mathbf{w} \in C_{h,k}$ and $\tilde{\mathbf{w}} \in C_{h,\ell}$ between appropriate pairs $1 \leq k \neq \ell \leq t$.

Let us now consider \mathbb{G}_{F_h} , whose states are n -stage. Its t components are G_1, G_2, \dots, G_t . For $1 \leq i \leq t$, let C_i be the unique cycle or loop in G_i , labelled based on the one-to-one correspondence between $C_{h,i}$ and C_i induced by how F_h is defined. The component subgraph G_i can be divided further into distinct rooted trees when the edges that connect the states in C_i are deleted. The respective roots are the states in C_i and each tree contains 2^{n-m} states. Furthermore, in each such tree, there are 2^{n-m-1} leaves. The *last* m consecutive bits in *each* of these leaves is the *first* m consecutive bits of the corresponding root, by Equation (6). In other words, for a tree with a state a_0, a_1, \dots, a_n in some C_i as the root, all of its 2^{n-m-1} leaves have the form

$$y_0, \dots, y_{n-m-2}, \overline{g(a_0, \dots, a_{m-2}) + a_{m-1}}, a_0, a_1, \dots, a_{m-1} \in \mathbb{F}_2^n,$$

where the choices for y_0, \dots, y_{n-m-2} range over all vectors in \mathbb{F}_2^{n-m-1} .

Suppose that $(\mathbf{w}, \tilde{\mathbf{w}})_{i,j}$ is a PCP, *i.e.*, there is a state $\mathbf{w} = w_0, \dots, w_{n-1}$ in C_i such that $\tilde{\mathbf{w}}$ is a leaf in G_j with $i \neq j$. By the above analysis, the m -stage state w_{n-m}, \dots, w_{n-1} is in $C_{h,j}$ while the consecutive bits w_{n-m}, \dots, w_{n-1} is an m -stage state in $C_{h,i}$, and there is a one-to-one correspondence between this latter state and \mathbf{w} . Thus, a PCP from G_i to G_j in \mathcal{G}_{F_h} uniquely determines an m -stage companion pair shared by $C_{h,i}$ and $C_{h,j}$ in \mathcal{G}_h .

On the other hand, for $1 \leq i \neq j \leq t$, any m -stage companion pair $\mathbf{v} = v_0, \dots, v_{m-1} \in C_{h,i}$ and $\tilde{\mathbf{v}} \in C_{h,j}$, corresponds to two PCPs in \mathcal{G}_{F_h} . The first PCP is $(\mathbf{w}_1, \tilde{\mathbf{w}}_1)_{i,j}$. Here, \mathbf{w}_1 is an n -stage state in C_i with v_0, \dots, v_{m-1} as its last m consecutive bits and $\tilde{\mathbf{w}}_1$ is a leaf in G_j . The second PCP is $(\mathbf{w}_2, \tilde{\mathbf{w}}_2)_{j,i}$ such that \mathbf{w}_2 is an n -stage state in C_j with v_0, \dots, v_{m-1} as its last m consecutive bits and $\tilde{\mathbf{w}}_2$ is a leaf in G_i .

We have thus proved the following result.

Proposition 2 *Let $1 \leq m < n$ be integers. If we view each m -stage companion pair $(\mathbf{v}, \tilde{\mathbf{v}})$ between distinct cycles $C_{h,i}$ and $C_{h,j}$ in \mathcal{G}_h as two distinct pairs $(\mathbf{v}, \tilde{\mathbf{v}})_{i,j}$ and $(\tilde{\mathbf{v}}, \mathbf{v})_{j,i}$, then there is a one-to-two correspondence between the set of all m -stage companion pairs in \mathcal{G}_h and the set of all n -stage PCPs in \mathcal{G}_{F_h} .*

Let \mathcal{A}_h be the adjacency graph of $h(x_0, \dots, x_{m-1})$ as defined in the CJM. Recall that \mathcal{A}_h is, therefore, a simple undirected multigraph. Its vertices are the cycles $C_{h,1}, \dots, C_{h,t}$ and the edges represent companion pairs. Proposition 2 tells us that, if we replace each edge in \mathcal{A}_h by bidirectional edges and each vertex $C_{h,i}$ by the corresponding G_i , then we obtain the PAG \mathbb{G}_{F_h} . The number M of distinct spanning trees in \mathcal{A}_h can be computed by the well-known BEST Theorem, *e.g.*, as stated in [15, Theorem 1]. Because the spanning trees in \mathbb{G}_{F_h} are directional, by taking distinct roots, the graph has $t \times M$ distinct rooted spanning trees in total.

Example 7 Given $n = 5$ and $m = 4$, we have

$$F_h(x_0, x_1, x_2, x_3, x_4) = x_1 + x_2 + x_3 + x_4 \text{ when } h(x_0, x_1, x_2, x_3) = x_0 + x_1 + x_2 + x_3.$$

Figure 3 presents \mathcal{G}_{F_h} . The cycles in \mathcal{G}_h , whose states are 4-state, are

$$C_{h,1} = (0), \quad C_{h,2} = (00011), \quad C_{h,3} = (00101), \quad C_{h,4} = (01111).$$

Figure 4 (a) gives the compressed (undirected) adjacency graph \mathcal{A}_h . By computing the cofactor of any entry in its derived matrix

$$\begin{pmatrix} 1 & -1 & 0 & 0 \\ -1 & 5 & -2 & -2 \\ 0 & -2 & 3 & -1 \\ 0 & -2 & -1 & 3 \end{pmatrix},$$

we know that \mathcal{A}_h has 8 distinct spanning trees. The compressed PAG \mathbb{G}_{F_h} , where multiple directed edges (if any) are compressed into one, is in Figure 4 (b). It has 12 distinct types of rooted spanning trees, grouped based on the respective roots. The PCPs, for any (i, j) with $1 \leq i \neq j \leq 4$, can be easily determined from \mathcal{G}_{F_h} . Table 1 provides the list for ease of reference.

The number of de Bruijn sequences that Algorithm 3 outputs can now be easily determined. From Figure 5 (a) and since C_1 is a loop (0), the algorithm produces

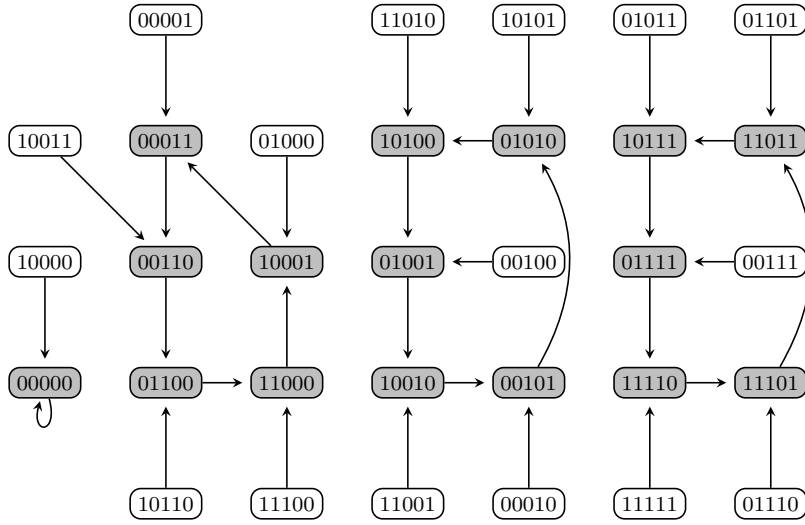


Fig. 3 The state graph \mathcal{G}_{F_h} of $f(x_0, x_1, x_2, x_3, x_4) = x_1 + x_2 + x_3 + x_4$ with the components $G_1, G_2, G_3,$ and G_4 ordered left to right, *i.e.*, $C_1 = (0), C_2 = (10001), C_3 = (01010),$ and $C_4 = (11011)$.

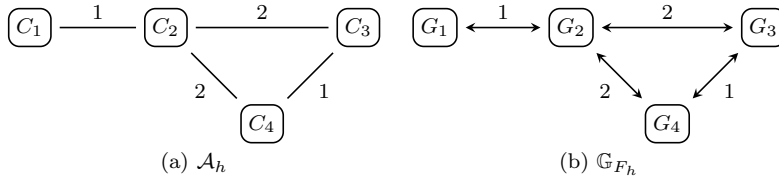


Fig. 4 Relevant graphs in Example 7. For the compressed adjacency graph \mathcal{A}_h , all edges between adjacent vertices are merged into one. The label gives the number of edges, *i.e.*, the number of shared companion pairs. For the compressed preference adjacency graph \mathbb{G}_{F_h} , all directed edges between adjacent vertices are merged into one. The label gives the number of PCP in *each* direction.

Table 1 List of Preference Companion Pairs for F_h in Example 7

(i, j)	PCPs $\{(\mathbf{w}, \tilde{\mathbf{w}})_{i,j}\}$	(i, j)	PCPs $\{(\mathbf{w}, \tilde{\mathbf{w}})_{i,j}\}$
(1, 2)	$\{(00000, 00001)\}$	(2, 1)	$\{(10001, 10000)\}$
(2, 3)	$\{(00011, 00010), (11000, 11001)\}$	(3, 2)	$\{(01001, 01000), (10010, 10011)\}$
(2, 4)	$\{(00110, 00111), (01100, 01101)\}$	(4, 2)	$\{(10111, 10110), (11101, 11100)\}$
(3, 4)	$\{(01010, 01011)\}$	(4, 3)	$\{(11011, 11010)\}$

8 de Bruijn sequences. There are five states each in C_k for $k \in \{2, 3, 4\}$. Hence, reading from Figures 5 (b), (c), and (d), the algorithm yields 120 more sequences. Alternatively, note that the cofactor of any entry in the derived matrix of \mathbb{G}_{F_h} is 8. The product of this cofactor and the number of 5-stage states in the union of cycles, which is 16, is 128. These are the 128 choices for the input (f, \mathbf{u}) in the GJPO Algorithm. Since the number of distinct rooted spanning trees is $8 \cdot 4 = 32$, there are at least 32 inequivalent de Bruijn sequences among the 128. In fact, there

are 70 sequences that appear once each. There are 23 sequences that appear twice each. There is one sequence that appears three, four, and five times, respectively. These are

$$\begin{aligned} &(00000100\ 10111110\ 10100011\ 01100111), \\ &(00000100\ 01110101\ 00110110\ 01011111), \\ &(00000101\ 11000111\ 11010100\ 11011001). \end{aligned}$$

Thus, Algorithm 3 produces 96 inequivalent de Bruijn sequences. □

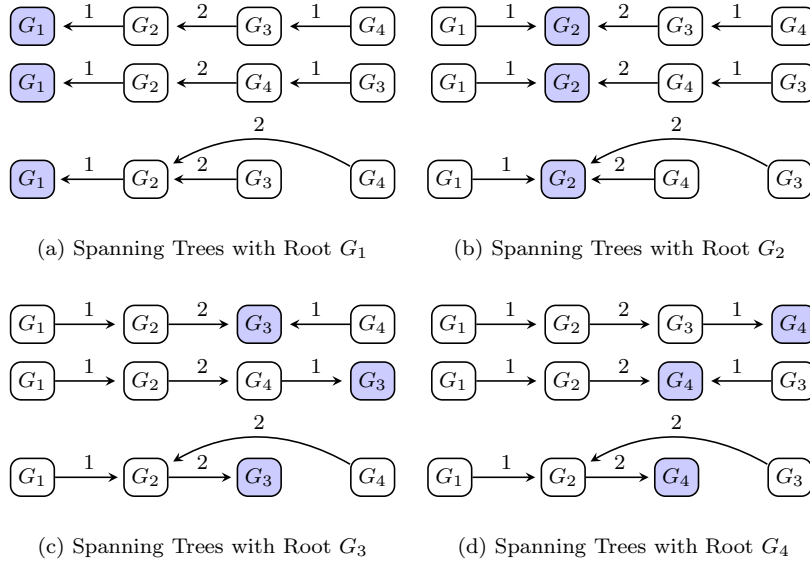


Fig. 5 List of 12 distinct types of rooted spanning trees in \mathbb{G}_{F_h} with multiple edges compressed into one. The label above each directed edge is the number of PCPs to choose from.

Computational evidences point to the following conjecture.

Conjecture 1 Given the feedback function F_h , defined based on a nonsingular h in Equation (6) with $n \geq m + 2$, distinct input pairs of rooted spanning tree and initial state generate inequivalent de Bruijn sequences of order n . This holds in both the GPO and the GJPO Algorithms.

7 Conclusion and Future Directions

We recap what this work has accomplished and point out several directions to explore. In terms of the GPO Algorithm, we have characterized a set of conditions for which the algorithm is certified to produce de Bruijn sequences. Carefully constructed classes of feedback functions, as demonstrated in Section 6, can be easily shown to meet the conditions.

The insights learned from studying the GPO Algorithm led us to a modification, which we call the **Graph Joining Prefer-Opposite** (GJPO) Algorithm, that greatly enlarges the classes of feedback functions that can be used to greedily generate de Bruijn sequences. We adapt several key steps from the cycle joining method to join graph components in the state graph of any suitable function and initial state pair. The use of greedy algorithms to generate de Bruijn sequences remains of deep theoretical attraction, despite their practical drawbacks. Once some special state is visited, then we can be sure that all other states must have been visited before. This may be of independent interest and could be useful in other domains, *e.g.*, in the designs and verification of experiments.

There are several important challenges to overcome if we are to turn this novel idea of graph joining into a more practical tool. First, the task of identifying general classes of feedback functions whose respective state graphs are easy to characterize and efficient to store and manipulate may be the most important open direction. Accomplishing this can greatly reduce the complexity of the two proposed algorithms. We have discussed some examples of such classes, yet we believe that many better ones must exist and are waiting to be discovered. Second, instead of determining all preference companion pairs (PCPs), one can opt to seek for tools to quickly identify some of them to build a fast algorithm with low memory requirement. Third, studying the suitability of the resulting sequences for specific application domain(s) may appeal more to practitioners.

Comparison with the Cycle Joining Method

In the GJM, the feedback functions are **singular**, *i.e.*, the coefficient of x_0 is 0. The state graph of such a function is a **union of subgraphs**, not a union of cycles. In our case, the CJM does not apply since, as the name clearly indicates, the CJM joins cycles. It is not designed to join trees, for instance. Our GJM assigns the successor of a special state to visit all states of the corresponding subgraph by a greedy algorithm. Using the GJM, we can join subgraphs (not just cycles) and generate many de Bruijn sequences, including those in [24] and the **Prefer-Opposite** sequence [23]. In their respective algorithmic implementations, the GJM is greedy while the CJM is not.

In the CJM, there is a bijection between the set of spanning trees in the adjacency graph and the collection of all de Bruijn sequences in its output. In the GJM, the (preference) adjacency graph is a **directed graph**. The GJM can generate a de Bruijn sequence only if there is a rooted spanning tree such that the initial state is in the cycle corresponding to the root. The nice thing is that one can adopt a crucial step in the CJM that identifies spanning trees to find rooted spanning trees in the GJM. We emphasize once again that, in the adjacency graph of the CJM, the vertices are cycles, while the vertices in the directed adjacency graph of the GJM are subgraphs. A recent work of Gabric *et al.* in [27] relies on the CJM because, there, the state graph is a union of cycles. Hence, our work is not a mere extension of their treatment.

We briefly mention the connections between the two methods and well-known algorithms that deal with Eulerian cycles in graphs. The CJM can be viewed as a special case of the Hierholzer Algorithm [30]. Theorem 2 can be viewed as a special case of the Fleury Algorithm [12] since there is exactly one cycle in the corresponding state graph, *i.e.*, the state graph is connected. The GJPO Algorithm, in contrast, is not a special case of Fleury's. A necessary but insufficient

condition for the Fleury Algorithm is that all of the edges must be in the same component. Hence, the Fleury Algorithm, unlike the GJPO one, does not work on graphs with multiple components.

Acknowledgement

The work of Z. Chang is supported by the National Natural Science Foundation of China under Grant 61772476. Nanyang Technological University Grant 04INS000047C230GRT01 supports the research carried out by M. F. Ezerman and A. A. Fahreza. Q. Wang is supported by an individual grant from the Natural Sciences and Engineering Research Council of Canada.

References

1. N. G. de Bruijn, "A combinatorial problem," *Koninklijke Nederlandse Akademie v. Wetenschappen*, vol. 49, pp. 758–764, 1946.
2. M. Stamp and C. Martin, "An algorithm for the k -error linear complexity of binary sequences with period 2^n ," *IEEE Trans. Inform. Theory*, vol. 39, no. 4, pp. 1398–1401, Jul 1993.
3. M. Robshaw and O. Billet, Eds., *New Stream Cipher Designs*. Springer Berlin Heidelberg, 2008.
4. B. Yang, K. Mandal, M. D. Aagaard, and G. Gong, "Efficient composited de Bruijn sequence generators," *IEEE Trans. Comput.*, vol. 66, no. 8, pp. 1354–1368, Aug 2017.
5. P. A. Pevzner, H. Tang, and M. S. Waterman, "An Eulerian path approach to DNA fragment assembly," *Proc. Natl. Acad. Sci. U.S.A.*, vol. 98, no. 17, pp. 9748–9753, 2001.
6. G. K. Aguirre, M. G. Mattar, and L. Magis-Weinberg, "De Bruijn cycles for neural decoding," *NeuroImage*, vol. 56, no. 3, pp. 1293–1300, Jun 2011.
7. E. Scheinerman, "Determining planar location via complement-free de Bruijn sequences using discrete optical sensors," *IEEE Trans. Robot. Autom.*, vol. 17, no. 6, pp. 883–889, 2001.
8. A. M. Bruckstein, T. Etzion, R. Giryes, N. Gordon, R. J. Holt, and D. Shuldiner, "Simple and robust binary self-location patterns," *IEEE Trans. Inform. Theory*, vol. 58, no. 7, pp. 4884–4889, Jul 2012.
9. J. Pagès, J. Salvi, C. Collewet, and J. Forest, "Optimised de Bruijn patterns for one-shot shape acquisition," *Image Vision Comput.*, vol. 23, no. 8, pp. 707–720, Aug 2005.
10. T. Gagie, "Bounds from a card trick," *J. Discrete Algorithms*, vol. 10, pp. 2–4, Jan 2012.
11. H. Fredricksen, "A survey of full length nonlinear shift register cycle algorithms," *SIAM Review*, vol. 24, no. 2, pp. 195–221, 1982.
12. M. Fleury, "Deux problèmes de géométrie de situation," *Journal de mathématiques élémentaires* vol. 42, pp. 257–261, 1883.
13. S. W. Golomb, *Shift Register Sequences*, 3rd ed. World Scientific, 2017.
14. T. Etzion and A. Lempel, "Algorithms for the generation of full-length shift-register sequences," *IEEE Trans. Inform. Theory*, vol. 30, no. 3, pp. 480–484, May 1984.
15. Z. Chang, M. F. Ezerman, S. Ling, and H. Wang, "On binary de Bruijn sequences from LFSRs with arbitrary characteristic polynomials," *Des. Codes Cryptog.*, vol. 87, no. 5, pp. 1137–1160, May 2019.
16. H. Fredricksen and J. Maiorana, "Necklaces of beads in k colors and k -ary de Bruijn sequences," *Discrete Math.*, vol. 23, no. 3, pp. 207 – 210, 1978.
17. C. J. A. Jansen, W. G. Franx, and D. E. Boeke, "An efficient algorithm for the generation of de Bruijn cycles," *IEEE Trans. Inform. Theory*, vol. 37, no. 5, pp. 1475–1478, Sep 1991.
18. J. Sawada, A. Williams, and D. Wong, "A surprisingly simple de Bruijn sequence construction," *Discrete Math.*, vol. 339, no. 1, pp. 127–131, Jan 2016.
19. D. Gabric, J. Sawada, A. Williams, and D. Wong, "A framework for constructing de Bruijn sequences via simple successor rules," *Discrete Math.*, vol. 341, no. 11, pp. 2977–2987, Nov 2018.

20. T. Helleseeth and T. Klove, "The number of cross-join pairs in maximum length linear sequences," *IEEE Trans. Inform. Theory*, vol. 37, no. 6, pp. 1731–1733, Nov 1991.
21. J. Mykkeltveit and J. Szmidt, "On cross joining de Bruijn sequences," *Contemp. Math.*, vol. 632, pp. 333–344, 2015.
22. M. H. Martin, "A problem in arrangements," *Bull. Amer. Math. Soc.*, vol. 40, no. 12, pp. 859–865, Dec 1934.
23. A. M. Alhakim, "A simple combinatorial algorithm for de Bruijn sequences," *Amer. Math. Monthly*, vol. 117, no. 8, pp. 728–732, 2010.
24. X. Wang, D. Wong, and W. G. Zhang, "A simple greedy de Bruijn sequence construction," presented at Sequences and Their Applications (SETA) 2018.
25. Z. Chang, M. Frederic Ezerman, and A. Aqsa Fahreza, "On greedy algorithms for binary de Bruijn sequences," *Appl. Algebra Engrg. Comm. Comput.*, to appear, DOI: 10.1007/s00200-020-00459-3.
26. A. Alhakim, "Spans of preference functions for de Bruijn sequences," *Discrete Appl. Math.*, vol. 160, no. 7, pp. 992 – 998, 2012.
27. D. Gabric, J. Sawada, A. Williams, and D. Wong, "A successor rule framework for constructing k -ary de Bruijn sequences and universal cycles," *IEEE Trans. Inform. Theory*, vol. 66, no. 1, pp. 679–687, Jan 2020.
28. C. J. A. Jansen, "Investigations on nonlinear stream cipher systems: Construction and evaluation methods," Ph.D. dissertation, Technical University of Delft, 1989.
29. N. J. A. Sloane. The Online Encyclopedia of Integer Sequences: Number of necklaces of sets of beads containing a total of n beads. [Online]. Available: <https://oeis.org/A008965>.
30. C. Hierholzer and C. Wiener, "Ueber die möglichkeit, einen linienzug ohne wiederholung und ohne unterbrechung zu umfahren" (in German), *Math. Ann.*, vol. 6, pp. 30–32, Mar 1873.