

# Tail-behavior roadmap for sharp restart

Iddo Eliazar <sup>\*1</sup> and Shlomi Reuveni <sup>†1</sup>

<sup>1</sup>School of Chemistry, Center for the Physics and Chemistry of Living Systems, The Sackler Center for Computational Molecular and Materials Science, and The Mark Ratner Institute for Single Molecule Chemistry, Tel Aviv University, Tel Aviv 6997801, Israel

October 4, 2022

## Abstract

Many tasks are accomplished via random processes. The completion time of such a task can be profoundly affected by restart: the occasional resetting of the task's underlying random process. Consequently, determining when restart will impede or expedite task completion is a subject of major importance. In recent years researchers explored this subject extensively, with main focus set on average behavior, i.e. on mean completion times. The mean approach establishes the centrality of sharp restart: resetting with deterministic (fixed) timers. A significant drawback of the mean approach is that it provides no insight regarding tail behavior, i.e. the occurrence likelihood of extreme completion times. Addressing sharp restart, and shifting the focus from means to extremes, this paper presents a comprehensive tail-behavior analysis of completion times. Employing the notion of hazard rates, the analysis yields a set of general results that determine – from a tail-behavior perspective – when sharp restart will impede or expedite task completion. The results, which are formulated by explicit hazard-rate criteria, are highly applicable.

**Keywords:** restart; resetting; completion times; first-passage times; hazard rates.

**PACS:** 02.50.-r (probability theory, stochastic processes, and statistics); 05.40.-a (fluctuation phenomena, random processes, noise, and Brownian motion)

---

\*email: eliazar@tauex.tau.ac.il

†email: shlomire@tauex.tau.ac.il

# 1 Introduction

Consider a task whose completion requires the execution of a certain underlying process. What is the effect of restart – i.e. resetting the underlying process while it is running – on the task’s completion time? The answer to this question depends on the completion-time statistics. For example, if the underlying process is deterministic then the completion time is fixed, and hence: restart will always prolong completion. However, if the underlying process is stochastic then the completion time is a random variable, and matters become intricate [1]-[3]: statistically, while restart can impede completion, it can also expedite completion.

The fact that restart can affect completion times – and in some cases significantly so – has a host of important practical applications. Examples include: randomized computer algorithms [4]-[6], e.g. simulated annealing [7]; first-passage times of random motions [8]-[17], e.g. Brownian motion [18]-[26]; target-search by agents [27]-[34], e.g. animals foraging for food [36, 37]; and chemical reactions at the molecular level [38, 39], e.g. enzymatic catalysis [40]-[43]. The “tasks” in the above examples, as well as restart in these examples, is diverse. Indeed, a simulated-annealing program is reset by adding a line of code, while the enzymatic conversion of molecule A to molecule B is inherently subject to resetting as enzymes continuously bind and unbind their substrates. In all of the above-mentioned examples, it is vitally important to determine when restart will impede or expedite completion times.

To determine the effect of restart studies have by and large focused on average behavior: comparing mean completion time with restart vs. mean completion time without restart. In general, a given restart protocol uses a stochastic timer to schedule the durations between its consecutive resetting epochs. Restart protocols with deterministic (i.e. fixed) timers – termed, in short, *sharp restart* – were found to be central due to the following key result [1, 2, 22, 31]: if a given restart protocol impedes/expedites mean completion – then there exists a sharp-restart protocol that impedes/expedites mean completion at least as much.

Average-behavior analysis provides researchers with criteria that determine when restart will impede or expedite mean completion. In particular, highly general and potent criteria are available for Poissonian restart (where the stochastic timers are exponentially-distributed) [1, 34, 37, 40, 41, 44], and for sharp restart [45, 46]. The drawback of average-behavior analysis is that it provides no insight regarding tail-behavior, i.e. the occurrence likelihood of extremely large completion times. To date – with regard to restart – researchers do not have at their disposal ‘extreme criteria’ that are analogous to the existing ‘mean criteria’.

The difference between average-behavior and tail-behavior is profound. A system that its design is based on average-behavior analysis will perform well in ‘usual times’, yet it may very well collapse when hit by an extreme event – a, so called, ‘Black Swan’ [47]-[51]. Financial crashes, extreme weather phenomena, extreme geological phenomena, and pandemics are vivid examples of ‘Black Swans’. To design a given system to withstand extreme events, a tail-behavior analysis is an absolute must.

Addressing restart, and setting the goal of bridging the knowledge gap between means and extremes, this paper presents a comprehensive tail-behavior analysis of sharp restart. Using the notion of hazard rates, the analysis establishes potent ‘tail

results' for sharp restart: a set of hazard-rate criteria that determine when restart will impede or expedite extreme completion times. The results are general on the one hand, and are highly applicable on the other hand.

The paper is organized as follows. After describing sharp restart as an algorithm that maps random inputs to random outputs (section 2), statistical formulations of the input-to-output map are presented (section 3), and the map's fixed points are explored (section 4). Then, the effect of sharp restart on inputs with monotone increasing and monotone decreasing hazard rates is investigated (section 5), and the asymptotic effect of sharp restart on general inputs is further investigated (section 6). Thereafter, the general asymptotic results are discussed in detail (section 7), and the paper concludes with a summary of its key results (section 8).

## 2 Sharp restart

We consider a general task with completion time  $T$ , a positive-valued random variable. To this task we apply restart with a deterministic timer  $\tau$ , a positive parameter. Specifically, we operate according to the following three-steps *sharp-restart algorithm*. Step I: initiate simultaneously the task and the timer. Step II: if the task is accomplished up to the timer's expiration – i.e. if  $T \leq \tau$  – then stop upon completion. Step III: if the task is not accomplished up to the timer's expiration – i.e. if  $T > \tau$  – then, as the timer expires, go back to Step I.

The sharp-restart algorithm generates an iterative process of independent and statistically identical task-completion trials. This process halts during its first successful trial, and we denote by  $T_R$  its halting time. Namely,  $T_R$  is the overall time it takes – when the sharp-restart algorithm is applied – to complete the task. The algorithm is a non-linear mapping whose *input* is the random variable  $T$ , whose *output* is the random variable  $T_R$ , and whose (single) parameter is the deterministic timer  $\tau$ .

Stochastically, the *input-to-output map*  $T \mapsto T_R$  is described as follows:

$$T_R = \begin{cases} T & \text{if } T \leq \tau, \\ \tau + T'_R & \text{if } T > \tau, \end{cases} \quad (1)$$

where  $T'_R$  is a copy of the random variable  $T_R$  that is independent of the random variable  $T$ . The top line on the right-hand side of Eq. (1) corresponds to the Step-II scenario of the sharp-restart algorithm, and the bottom line corresponds to the Step-III scenario. Indeed, if the Step-III scenario occurs then, as the timer expires, the task-completion process is restarted anew; the random variable  $T'_R$  is the halting time of the restarted process.

Henceforth, we set the sharp-restart algorithm to initiate at time  $t = 0$ , and thus the process of task-completion trials takes place over the non-negative time axis  $t \geq 0$ . Along this paper we use the following periodic parameterization of the time axis:  $t = \tau n + u$ , where  $n = 0, 1, 2, \dots$ , and where  $0 \leq u < \tau$ . In this parameterization the timer  $\tau$  is the underpinning period;  $n = \lfloor t/\tau \rfloor$  is the floor of  $t/\tau$ ; and  $u = t - \tau n$  is the reminder of  $t$  after its division by  $\tau$ .

With regard to the process of task-completion trails, the periodic parameterization  $t = \tau n + u$  has the following interpretation. If the halting time  $T_R$  is realized at time epoch  $t$ , i.e. if  $T_R = t$ , then:  $n$  is the number of unsuccessful trials; and  $u$  is the time epoch, within the first successful trial, at which the task-completion process halted.

### 3 Statistical formulations

There are alternative ways of characterizing the input's and output's statistical distributions. In this section we employ three such ways – survival functions, density functions, and hazard functions – to statistically formulate the input-to-output map  $T \mapsto T_R$ . Hazard functions, also known as “hazard rates” and “failure rates”, are widely applied in reliability engineering [52]-[54]. As we shall see, hazard functions will turn out to be remarkably useful in the tail-behavior analysis of the sharp-restart algorithm.

Consider the input's and output's survival functions:  $\bar{F}(t) = \Pr(T > t)$  and  $\bar{F}_R(t) = \Pr(T_R > t)$ ; these terms manifest, respectively, the probabilities that the input  $T$  and the output  $T_R$  are not realized by time  $t$ . From a survival-function perspective, the input-to-output map  $T \mapsto T_R$  is manifested by

$$\bar{F}_R(\tau n + u) = \bar{F}(\tau)^n \bar{F}(u). \quad (2)$$

The derivation of Eq. (2) is explained as follows.

The output  $T_R$  is not realized by time  $t = \tau n + u$  if and only if two events occur. Event  $A$ : the first  $n$  task-completion trials are unsuccessful. Event  $B$ : the task is not completed during the first  $u$  time units of the task-completion trial  $n + 1$ . The probability that a task-completion trial fails is  $\Pr(T > \tau) = \bar{F}(\tau)$ , and the probability of event  $B$  is  $\Pr(T > u) = \bar{F}(u)$ . As the task-completion trials are independent of each other, the probability of the event  $A$  is  $\bar{F}(\tau)^n$ , and the probability of the event  $A \cap B$  is  $\bar{F}(\tau)^n \cdot \bar{F}(u)$ . Hence, Eq. (2) is obtained.

The input's and output's density functions are the negative derivatives of their survival functions:  $f(t) = -\bar{F}'(t)$  and  $f_R(t) = -\bar{F}_R'(t)$ ; these terms manifest, respectively, the likelihoods that the input  $T$  and the output  $T_R$  be realized at time  $t$ . Differentiating Eq. (2) with respect to the variable  $u$  yields the following density-function formulation of the input-to-output map  $T \mapsto T_R$ :

$$f_R(\tau n + u) = \bar{F}(\tau)^n f(u). \quad (3)$$

The input's and output's hazard functions are the ratios of their density functions to their survival functions:  $H(t) = f(t) / \bar{F}(t)$  and  $H_R(t) = f_R(t) / \bar{F}_R(t)$ .<sup>1</sup> The terms  $H(t)$  and  $H_R(t)$  manifest, respectively, the likelihoods that the input  $T$  and the output  $T_R$  be realized at time  $t$  – provided the information that  $T$  and  $T_R$  were not realized up to time  $t$ . Dividing the sides of Eq. (3) by the corresponding sides of Eq. (2) yields the following hazard-function formulation of the input-to-output map  $T \mapsto T_R$ :

$$H_R(\tau n + u) = H(u). \quad (4)$$

<sup>1</sup>Alternatively, the input's and output's hazard functions are the negative logarithmic derivatives of their survival functions:  $H(t) = -\{\ln[\bar{F}(t)]\}'$  and  $H_R(t) = -\{\ln[\bar{F}_R(t)]\}'$ .

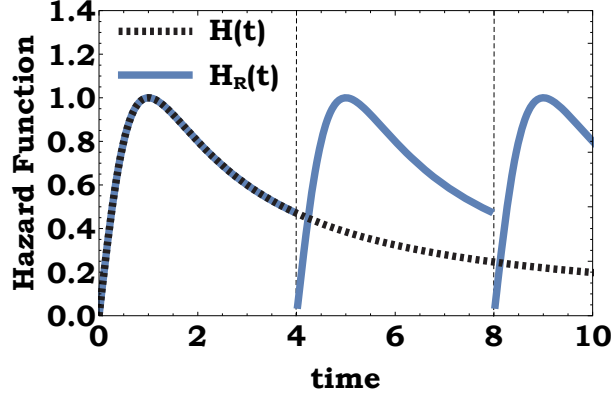


Figure 1: Illustration of Eq. (4), the hazard-function formulation of the input-to-output map  $T \mapsto T_R$ . Eq. (4) is demonstrated via the example of a type-III Pareto input. The Pareto distributions, which comprise of four types, are the principal models of statistical power-laws in science and engineering [55]-[59]. The type-III Pareto input is characterized by the survival function  $\bar{F}(t) = 1/(1+t^p)$ , as well as by the hazard function  $H(t) = pt^{p-1}/(1+t^p)$ , where  $p$  is a positive parameter. Here, for the Pareto parameter  $p = 2$ , we plot the input's hazard function in dashed black. Also, for the timer parameter  $\tau = 4$ , we plot the output's hazard function in solid blue. Note that the solid blue curve is produced by taking the temporal segment  $0 \leq t < 4$  of the dashed black curve, and by repeating it periodically.

Eqs. (2)-(4) provide different – yet equivalent – statistical formulations of the input-to-output map  $T \mapsto T_R$ . Indeed, in terms of their hazard functions, the input's and output's survival functions are given by  $\bar{F}(t) = \exp\{-\int_0^t H(s)ds\}$  and  $\bar{F}_R(t) = \exp\{-\int_0^t H_R(s)ds\}$  [52]-[54]. The hazard functions offer, via Eq. (4), a most compact and neat formulation of this map. From a hazard-function perspective, the sharp-restart algorithm is described as follows: it takes the input's hazard function over the temporal interval  $0 \leq t < \tau$ , and it generates from this segment – via periodic repetition – the output's hazard function (see Fig. 1).

## 4 Fixed points

The *fixed points* of the input-to-output map  $T \mapsto T_R$  are inputs that are statistically invariant to the action of this map. Namely, inputs  $T$  such that  $T_R = T$ , the equality being in law. We now set the focus on these fixed points.

From a hazard-function perspective the fixed points are characterized by  $H_R(t) = H(t)$  ( $t \geq 0$ ). Consequently, using Eq. (4), an input  $T$  is a fixed point of the input-to-output map  $T \mapsto T_R$  if and only if:

$$H(\tau n + u) = H(u), \quad (5)$$

where  $n = 0, 1, 2, \dots$ , and where  $0 \leq u < \tau$ .

There are two types of fixed points: *specific* and *general*. A specific fixed point is with respect to a specific timer  $\tau$ . For a specific timer  $\tau$  it is evident from Eq. (5) that: the *specific fixed points* of the input-to-output map  $T \mapsto T_R$  are inputs that are characterized by periodic hazard functions with period  $\tau$ .

A general fixed point is with respect to all timers  $\tau$  *simultaneously*. Eq. (5) holds for all timers  $\tau$  simultaneously if and only if the hazard function is constant. In turn, constant hazard functions characterize Exponentially-distributed inputs [60]. Indeed, for a positive parameter  $\lambda$  we have:  $H(t) = \lambda$  ( $t \geq 0$ ) if and only if  $\bar{F}(t) = \exp(-\lambda t)$  ( $t \geq 0$ ). Hence, we assert that: the *general fixed points* of the input-to-output map  $T \mapsto T_R$  are Exponentially-distributed inputs.

Exponentially-distributed inputs are characterized by the *memoryless property* [60]:  $\Pr(T > t + s | T > t) = \Pr(T > s)$ , for all  $t \geq 0$  and  $s \geq 0$ . It is evident from the memoryless property that applying the sharp-restart algorithm to Exponentially-distributed inputs will have no effect whatsoever on task-completion. Thus, the fact that Exponentially-distributed inputs are general fixed points of the input-to-output map  $T \mapsto T_R$  follows also from the memoryless property.

## 5 Stochastic dominance

Reliability engineering distinguishes two important classes of inputs [52]-[53]: *increasing failure rate* (IFR), and *decreasing failure rate* (DFR). The IFR and DFR classes constitute, respectively, all inputs whose hazard functions are monotone increasing and monotone decreasing. In this section we examine the effect of the input-to-output map  $T \mapsto T_R$  on these classes of inputs.

The IFR class manifests the following statistical behavior: the longer we wait for an input  $T$  to be realized – the greater the likelihood that it will soon be realized. The lifespans of aging systems – e.g. cars, planes, machines, and our own adult bodies – are considered IFR. Namely, in aging systems the likelihood of system-failure grows as the age of the system grows.

The DFR class manifests a statistical behavior that is antithetical to that of the IFR class. Specifically, for the DFR class: the longer we wait for an input  $T$  to be realized – the smaller the likelihood that it will soon be realized. The lifespans of technologies – e.g. the English alphabet, the Gregorian calendar, the wheel, and the cutlery we use – are considered DFR [68]-[69]. Indeed, the longer we have been using a technology, the more likely it is that we will keep on using it.

For general inputs Eq. (4) implies that  $H_R(t) = H(t)$  for all  $t \leq \tau$ . For IFR and DFR inputs Eq. (4) further yields the following pair of observations. If the input is IFR then  $H_R(t) < H(t)$  for all  $t > \tau$  (see Fig. 2). And, if the input is DFR then  $H_R(t) > H(t)$  for all  $t > \tau$  (see Fig. 3). As noted above, in terms of their hazard functions, the input's and output's survival functions are given by  $\bar{F}(t) = \exp\{-\int_0^t H(s)ds\}$  and  $\bar{F}_R(t) = \exp\{-\int_0^t H_R(s)ds\}$ . Also, in terms of their survival functions, the input's and output's means are given by  $\mathbf{E}[T] = \int_0^\infty \bar{F}(t)dt$  and  $\mathbf{E}[T_R] = \int_0^\infty \bar{F}_R(t)dt$ . These survival-function formulae and mean formulae, combined together with the above IFR and DFR observations, yield the following pair of IFR and DFR results.

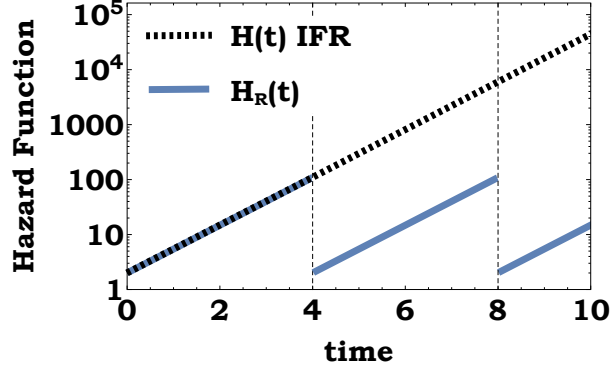


Figure 2: Illustration of Eq. (4) – the hazard-function formulation of the input-to-output map  $T \mapsto T_R$  – in the case of IFR inputs. The IFR case is demonstrated via the example of a Gompertz input. The Gompertz distribution serves as a principal statistical model, in demography and in actuary, for adults’ lifespans [61]-[65]; this distribution is generated by accelerating-change processes [66], and is intimately related to Moore’s law [67]. The Gompertz input is characterized by the survival function  $\bar{F}(t) = \exp\{-p[\exp(t) - 1]\}$ , as well as by the monotone increasing hazard function  $H(t) = p\exp(t)$ , where  $p$  is a positive parameter. Here, for the Gompertz parameter  $p = 2$ , we plot the input’s hazard function in dashed black. Also, for the timer parameter  $\tau = 4$ , we plot the output’s hazard function in solid blue. Note that, over the temporal ray  $4 < t < \infty$ , the solid blue curve is strictly below the dashed black curve.

- If the input is IFR then the output’s survival function is larger than the input’s survival function

$$\bar{F}_R(t) > \bar{F}(t) \quad (6)$$

for all  $t > \tau$ ; consequently, the output’s mean is larger than the input’s mean,  $\mathbf{E}[T_R] > \mathbf{E}[T]$ .

- If the input is DFR then the output’s survival function is smaller than the input’s survival function

$$\bar{F}_R(t) < \bar{F}(t) \quad (7)$$

for all  $t > \tau$ ; consequently, the output’s mean is smaller than the input’s mean,  $\mathbf{E}[T_R] < \mathbf{E}[T]$ .

From a survival-function perspective, as well as from a mean perspective, these results assert that: the sharp-restart algorithm impedes task-completion in the case of IFR inputs, and expedites task-completion in the case of DFR inputs. The IFR and DFR results hold valid for all timers  $\tau$  simultaneously. Eqs. (6)-(7) manifest *stochastic dominance* [70]-[71]: that of the output  $T_R$  over the input  $T$  [Eq. (6)], and that of the input  $T$  over the output  $T_R$  [Eq. (7)].

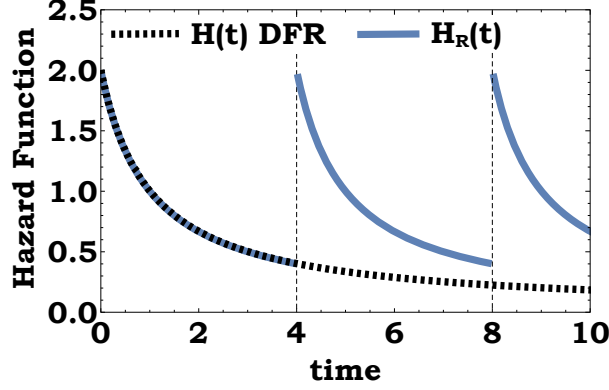


Figure 3: Illustration of Eq. (4) – the hazard-function formulation of the input-to-output map  $T \mapsto T_R$  – in the case of DFR inputs. The DFR case is demonstrated via the example of a type-II Pareto input. As noted above, the Pareto distributions are the principal models of statistical power-laws in science and engineering [55]-[59]. The type-II Pareto input is characterized by the survival function  $\bar{F}(t) = 1/(1+t)^p$ , as well as by the monotone decreasing hazard function  $H(t) = p/(1+t)$ , where  $p$  is a positive parameter. Here, for the Pareto parameter  $p = 2$ , we plot the input’s hazard function in dashed black. Also, for the timer parameter  $\tau = 4$ , we plot the output’s hazard function in solid blue. Note that, over the temporal ray  $4 < t < \infty$ , the solid blue curve is strictly above the dashed black curve.

## 6 Asymptotic stochastic dominance

The IFR and DFR results of the previous section enable an immediate determination of the impeding/expediting effect of sharp restart on task-completion. However, these results come with a caveat: they are not always applicable. Indeed, while many inputs are IFR (e.g. the Gompertz input of Fig. 2), and while many other inputs are DFR (e.g. the type-II Pareto input of Fig. 3), there are also many inputs that are neither IFR nor DFR (e.g. the type-III Pareto input<sup>2</sup> of Fig. 1). Can we, by modifying the setting underpinning the IFR and DFR results, obtain results that are applicable to *all* inputs? The answer, as we shall argue and establish in this section, is affirmative.

The IFR and DFR results of section 5 focus on the input’s and output’s survival functions,  $\bar{F}(t)$  and  $\bar{F}_R(t)$ , over the temporal ray  $\tau < t < \infty$ . We now shift the focus from the temporal ray  $\tau < t < \infty$  to the temporal limit  $t \rightarrow \infty$ . Specifically, we now set the focus on the *asymptotic tail-behavior*, relative to each other, of the input’s and output’s survival functions.

To that end we use two ‘end terms’ of the input’s hazard function: zero-end and infinity-end. The zero-end term is the average

$$\bar{H}(\tau) = \frac{1}{\tau} \int_0^\tau H(t) dt \quad (8)$$

<sup>2</sup>The hazard function of the type-III Pareto input, in the parameter range  $p > 1$ , has a unimodal shape.



of the input's hazard function over the temporal interval  $0 \leq t < \tau$ . The infinity-end term is the limit

$$H(\infty) = \lim_{t \rightarrow \infty} H(t) \quad (9)$$

of the input's hazard function at infinity; we assume that this limit exists in the wide sense, i.e.  $0 \leq H(\infty) \leq \infty$ .

On the one hand, the survival-function formula  $\bar{F}(t) = \exp\{-\int_0^t H(s)ds\}$  implies that the limit  $H(\infty)$  affects the asymptotic tail-behavior of the input's survival function  $\bar{F}(t)$ . On the other hand, the survival-function formula  $\bar{F}_R(t) = \exp\{-\int_0^t H_R(s)ds\}$  together with Eq. (4) imply that the average  $\bar{H}(\tau)$  affects the asymptotic tail-behavior of the output's survival function  $\bar{F}_R(t)$ . In turn, we find that the relative asymptotic tail-behavior of the input's and output's survival functions is determined by the difference between the limit  $H(\infty)$  and the average  $\bar{H}(\tau)$  as follows:

$$\lim_{t \rightarrow \infty} \frac{1}{t} \ln \left[ \frac{\bar{F}_R(t)}{\bar{F}(t)} \right] = H(\infty) - \bar{H}(\tau). \quad (10)$$

The proof of Eq. (10) is detailed in the Methods.

When  $H(\infty) < \infty$ , an alternative way of formulating Eq. (10) is:  $\bar{F}_R(t)/\bar{F}(t) = \exp\{t[H(\infty) - \bar{H}(\tau) + \delta(t)]\}$ , where  $\delta(t)$  is a temporal function that vanishes at infinity,  $\lim_{t \rightarrow \infty} \delta(t) = 0$ . As explained in the Methods, Eq. (10) yields the following pair of asymptotic results.

- If  $\bar{H}(\tau) < H(\infty)$  then the output's survival function decays infinitely slower than the input's survival function:

$$\lim_{t \rightarrow \infty} \frac{\bar{F}_R(t)}{\bar{F}(t)} = \infty. \quad (11)$$

- If  $\bar{H}(\tau) > H(\infty)$  then the output's survival function decays infinitely faster than the input's survival function:

$$\lim_{t \rightarrow \infty} \frac{\bar{F}_R(t)}{\bar{F}(t)} = 0. \quad (12)$$

From an asymptotic tail-behavior perspective these results assert when sharp restart dramatically impedes task-completion, and when it dramatically expedites task-completion. Eq. (11) and Eq. (12) are, respectively, the “asymptotic stochastic dominance” counterparts of Eq. (6) and Eq. (7).

Last, we note that the asymptotic results of Eq. (11) and Eq. (12) are in full accord, respectively, with the IFR and DFR results of section 5. Indeed, if the input is IFR then its hazard function is monotone increasing, hence  $\bar{H}(\tau) < H(\infty)$  for all timers  $\tau$ , and thus we conclude that: the asymptotic result of Eq. (11) holds for all timers  $\tau$  simultaneously. Similarly, if the input is DFR then its hazard function is monotone decreasing, hence  $\bar{H}(\tau) > H(\infty)$  for all timers  $\tau$ , and thus we conclude that: the asymptotic result of Eq. (12) holds for all timers  $\tau$  simultaneously.

## 7 Discussion

We now turn to discuss, in detail, the implications of the asymptotic stochastic-dominance results that were presented in the previous section.

### 7.1 The hazard limit

Evidently, the hazard-function's limit  $H(\infty)$  plays a key role in the asymptotic results of section 6. There are three possible scenarios for this limit: zero, positive, and infinite. The ‘boundary scenarios’ straightforwardly yield the following pair of ‘boundary corollaries’.

- If  $H(\infty) = \infty$  then the asymptotic result of Eq. (11) holds for all timers  $\tau$  simultaneously.
- If  $H(\infty) = 0$  then the asymptotic result of Eq. (12) holds for all timers  $\tau$  simultaneously.<sup>3</sup>

The positive scenario,  $0 < H(\infty) < \infty$ , is more intricate. In this scenario the asymptotic results of section 6 need not apply simultaneously to all timers  $\tau$ . Namely (see Fig. 4): for some timer parameters we may have  $\bar{H}(\tau) < H(\infty)$ , yielding Eq. (11); and for other timer parameters we may have  $\bar{H}(\tau) > H(\infty)$ , yielding Eq. (12). Additional remarks regarding the intricacy of the positive scenario are detailed in the Methods.

Last, we note that the limit  $H(\infty)$  can be formulated also in terms of the negative logarithmic derivative of the input's density function:  $G(t) = -f'(t)/f(t)$ . Indeed, assume that the input's density function vanishes at infinity,  $\lim_{t \rightarrow \infty} f(t) = 0$ . Then, L'Hospital's rule implies that:  $H(\infty) = G(\infty)$ , where  $G(\infty) = \lim_{t \rightarrow \infty} G(t)$ .

### 7.2 Fast restart

In this subsection we address the case of ‘fast restart’, i.e.: the application of the sharp-restart algorithm with small timers  $\tau \ll 1$ . To that end we note that L'Hospital's rule yields the following limit:

$$\lim_{\tau \rightarrow 0} \bar{H}(\tau) = H(0). \quad (13)$$

As the average  $\bar{H}(\tau)$  is a continuous function of the timer parameter  $\tau$ , Eq. (13) yields the following pair of ‘fast-restart corollaries’.

- If  $H(0) < H(\infty)$  then there exist sufficiently small timers  $\tau$  for which the asymptotic result of Eq. (11) holds.
- If  $H(0) > H(\infty)$  then there exist sufficiently small timers  $\tau$  for which the asymptotic result of Eq. (12) holds.

---

<sup>3</sup>Here we assume that the input's density function is positive-valued over the positive half-line:  $f(t) > 0$  for all  $t > 0$ . In general, the scenario  $H(\infty) = 0$  implies that Eq. (12) holds for all timers  $\tau > t_*$  simultaneously, where  $t_* = \inf\{t \geq 0 \mid \bar{F}(t) < 1\}$  is the lower bound of the input's admissible values.

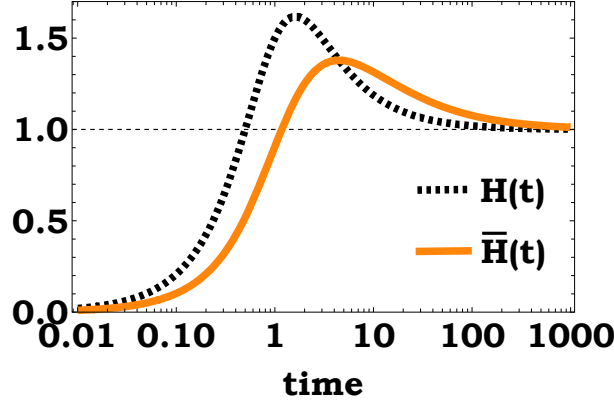


Figure 4: An example of the positive scenario  $0 < H(\infty) < \infty$ , and an illustration of the optimization results. The example we use here is an input with hazard function  $H(t) = (2t + t^2)/(1 + t^2)$ . We plot this hazard function – whose limit is  $H(\infty) = 1$  – in dashed black. Also, we plot the corresponding average function,  $\bar{H}(t) = \frac{1}{t} \int_0^t H(s) ds$ , in solid orange. With regard to subsection 7.1, note that: the solid orange curve has values that are smaller than the level  $H(\infty) = 1$ , as well as values that are larger than this level. With regard to subsection 7.5, note that: the maximum of the solid orange curve is attained at the time point at which this curve intersects the dashed black curve; and that at this time point the dashed black curve is decreasing.

Note that, at zero, the value of the input’s hazard function coincides with the value of the input’s density function:  $H(0) = f(0)$ . This follows from the fact that, as the input  $T$  is positive-valued, the value of its survival function at zero is one,  $\bar{F}(0) = 1$ .

### 7.3 Slow restart

Considering the positive scenario,  $0 < H(\infty) < \infty$ , in this subsection we address the case of ‘slow restart’, i.e.: the application of the sharp-restart algorithm with large timers  $\tau \gg 1$ . To that end we use the following limit-result:

$$\lim_{\tau \rightarrow \infty} \tau [\bar{H}(\tau) - H(\infty)] = \int_0^\infty [H(t) - H(\infty)] dt. \quad (14)$$

The derivation of Eq. (14) is detailed in the Methods. As the average  $\bar{H}(\tau)$  is a continuous function of the timer parameter  $\tau$ , Eq. (14) yields the following pair of ‘slow-restart corollaries’; in these corollaries  $I$  denotes the integral appearing on the right-hand side of Eq. (14).

- If  $I < 0$  then there exist sufficiently large timers  $\tau$  for which the asymptotic result of Eq. (11) holds.
- If  $I > 0$  then there exist sufficiently large timers  $\tau$  for which the asymptotic result of Eq. (12) holds.

## 7.4 Existence

Considering the positive scenario,  $0 < H(\infty) < \infty$ , in this subsection we investigate the very existence of timer parameters that either impede or expedite task-completion. To that end we use the following result:

$$\int_0^\infty [\bar{H}(\tau) - H(\infty)] f_1(\tau) d\tau = \frac{1}{\mu} - H(\infty), \quad (15)$$

where  $\mu = \mathbf{E}[T]$  is the input's mean, and where  $f_1(\tau) = \frac{1}{\mu} \tau f(\tau)$ . The proof of Eq. (15) is detailed in the Methods.<sup>4</sup> As the term  $f_1(\tau)$  is non-negative valued, Eq. (15) yields the following pair of 'existence corollaries'.

- If  $H(\infty) > \frac{1}{\mu}$  then there exist timers  $\tau$  for which the asymptotic result of Eq. (11) holds.
- If  $H(\infty) < \frac{1}{\mu}$  then there exist timers  $\tau$  for which the asymptotic result of Eq. (12) holds.

## 7.5 Optimization

Excluding the boundary scenario  $H(\infty) = \infty$ , in this subsection we address the optimization of the right-hand side of Eq. (10). Specifically, Eq. (10) yields the following pair of optimization observations. If impeding task-completion is a goal, then one would seek to minimize the average  $\bar{H}(\tau)$ . And, if expediting task-completion is a goal, then one would seek to maximize the average  $\bar{H}(\tau)$ .

The local minima and the local maxima of the average  $\bar{H}(\tau)$ , as a function of the timer parameter  $\tau$ , are attained at its critical points: timers  $\tau_c$  at which the average's derivative vanishes,  $\bar{H}'(\tau_c) = 0$ . A calculation detailed in the Methods implies that the average's derivative is given by  $\bar{H}'(\tau) = \frac{1}{\tau} [H(\tau) - \bar{H}(\tau)]$ . Consequently, we obtain that the critical points  $\tau_c$  are the points at which the average  $\bar{H}(\tau)$  intersects the input's hazard function:  $\bar{H}'(\tau_c) = 0 \Leftrightarrow \bar{H}(\tau_c) = H(\tau_c)$  (see Fig. 4).

A calculation detailed in the Methods implies that, at its critical points, the second derivative of the average is given by  $\bar{H}''(\tau_c) = \frac{1}{\tau_c} H'(\tau_c)$ . Thus, for a given critical point  $\tau_c$ , we obtain the following pair optimization conclusions. If the input's hazard function is increasing at the critical point,  $H'(\tau_c) > 0$ , then this critical point yields a local minimum of the average  $\bar{H}(\tau)$ . Analogously, if the input's hazard function is decreasing at the critical point,  $H'(\tau_c) < 0$ , then this critical point yields a local maximum of the average  $\bar{H}(\tau)$  (see Fig. 4).

Last, we note that the optimization conclusions can be formulated also in terms of the negative logarithmic derivative of the input's density function:  $G(t) = -f'(t)/f(t)$ . Indeed, a calculation detailed in the Methods implies that the derivative of the input's hazard function admits the representation  $H'(t) = H(t)[H(t) - G(t)]$ . Consequently – assuming that the input's hazard function is positive at the critical point  $\tau_c$  – the aforementioned optimization conclusions admit the following formulations. Minimization

<sup>4</sup>In the proof we also show that if the limit  $H(\infty)$  is positive then so is the input's mean  $\mu$ .

conclusion: if  $H(\tau_c) > G(\tau_c)$  then the critical point yields a local minimum of the average  $\bar{H}(\tau)$ . Maximization conclusion: if  $H(\tau_c) < G(\tau_c)$  then the critical point yields a local maximum of the average  $\bar{H}(\tau)$ .

## 8 Conclusion

A central issue, in the context of the sharp-restart algorithm, is determining if this algorithm impedes or expedites task-completion. To date, this issue was investigated mainly via the average-behavior perspective: determining if the output's mean is larger than the input's mean,  $\mathbf{E}[T_R] > \mathbf{E}[T]$ ; or if the output's mean is smaller than the input's mean,  $\mathbf{E}[T_R] < \mathbf{E}[T]$ . Evidently, the average-behavior perspective provides no insight regarding the occurrence likelihood of extremely large completion times.

Using hazard rates, this paper shifted from the average-behavior perspective to a tail-behavior perspective. Firstly, a compact and neat hazard-rate formulation of the input-to-output map  $T \mapsto T_R$  was presented, Eq. (4). Secondly, using Eq. (4), tail-dominance results – for the classes of IFR and DFR inputs – were established. Specifically, if an input is IFR then the output's survival function is larger than that of the input:  $\bar{F}_R(t) > \bar{F}(t)$ , over the ray  $\tau < t < \infty$ . And, if an input is DFR then the output's survival function is smaller than that of the input:  $\bar{F}_R(t) < \bar{F}(t)$ , over the ray  $\tau < t < \infty$ . These tail-dominance results were shown to induce corresponding mean results.

Thirdly, focusing on the temporal limit  $t \rightarrow \infty$ , asymptotic tail-dominance results – for all inputs – were established. Specifically, general and explicit hazard-rate criteria asserted when the output's survival function decays infinitely slower than the input's survival function:  $\lim_{t \rightarrow \infty} \bar{F}_R(t) / \bar{F}(t) = \infty$ . And, the hazard-rate criteria also asserted when the output's survival function decays infinitely faster than the input's survival function:  $\lim_{t \rightarrow \infty} \bar{F}_R(t) / \bar{F}(t) = 0$ . The asymptotic tail-dominance results, as well as various corollaries of these results, are summarized in Tables I and II.

Table I

Timer	$\lim_{t \rightarrow \infty} \frac{\bar{F}_R(t)}{\bar{F}(t)} = 0$	$\lim_{t \rightarrow \infty} \frac{\bar{F}_R(t)}{\bar{F}(t)} = \infty$
<i>Specific</i>	$\frac{1}{\tau} \int_0^\tau H(t) dt > H(\infty)$	$\frac{1}{\tau} \int_0^\tau H(t) dt < H(\infty)$
<i>All</i>	$H(t)$ decreasing	$H(t)$ increasing
<i>All</i>	$H(\infty) = 0$	$H(\infty) = \infty$

**Table I:** Summary of key asymptotic results. The table specifies, in terms of the input's hazard function  $H(t)$ , criteria leading to the limits  $\lim_{t \rightarrow \infty} \bar{F}_R(t) / \bar{F}(t) = 0$  and  $\lim_{t \rightarrow \infty} \bar{F}_R(t) / \bar{F}(t) = \infty$ . The criteria appearing in the first row apply to any specific (i.e. fixed) timer  $\tau$ . The criteria appearing in the second and third rows apply to all timers,  $0 < \tau < \infty$ , simultaneously. See section 6 for the details of these criteria.

Table II

Timer	$\lim_{t \rightarrow \infty} \frac{\bar{F}_R(t)}{\bar{F}(t)} = 0$	$\lim_{t \rightarrow \infty} \frac{\bar{F}_R(t)}{\bar{F}(t)} = \infty$
<i>General</i>	$\frac{1}{\mu} > H(\infty)$	$\frac{1}{\mu} < H(\infty)$
<i>Small</i>	$H(0) > H(\infty)$	$H(0) < H(\infty)$
<i>Large</i>	$\int_0^\infty [H(t) - H(\infty)] dt > 0$	$\int_0^\infty [H(t) - H(\infty)] dt < 0$

**Table II:** Summary of key existence results for the scenario  $0 < H(\infty) < \infty$ . The table specifies, in terms of the input's hazard function  $H(t)$ , criteria that determine the very existence of timers  $\tau$  for which the limits  $\lim_{t \rightarrow \infty} \bar{F}_R(t) / \bar{F}(t) = 0$  and  $\lim_{t \rightarrow \infty} \bar{F}_R(t) / \bar{F}(t) = \infty$  hold. First row: general timers,  $0 < \tau < \infty$ . Second row: sufficiently small timers,  $\tau \ll 1$ . Third row: sufficiently large timers,  $\tau \gg 1$ . See section 7 for the details of these criteria.

## 9 Methods

### 9.1 Proof of Eq. (10)

Consider the ratio

$$\rho(t) = \frac{\bar{F}_R(t)}{\bar{F}(t)} \quad (16)$$

at the time  $t = n\tau + u$  where:  $n$  is a non-negative integer, and  $u$  is a fixed value in the range  $0 \leq u < \tau$ . As the input's and output's survival functions are monotone decreasing we have

$$\bar{F}[(n+1)\tau] \leq \bar{F}(n\tau + u) \leq \bar{F}(n\tau), \quad (17)$$

and

$$\bar{F}_R[(n+1)\tau] \leq \bar{F}_R(n\tau + u) \leq \bar{F}_R(n\tau). \quad (18)$$

In turn, Eqs. (17)-(18) imply that

$$\frac{\bar{F}_R[(n+1)\tau]}{\bar{F}(n\tau)} \leq \rho(n\tau + u) \leq \frac{\bar{F}_R(n\tau)}{\bar{F}[(n+1)\tau]}. \quad (19)$$

In terms of the input's hazard function, the input's survival function is given by  $\bar{F}(t) = \exp\{-\int_0^t H(s)ds\}$ . Hence, using Eq. (2): for the lower bound appearing on the left-hand side of Eq. (19) we have

$$\frac{\bar{F}_R[(n+1)\tau]}{\bar{F}(n\tau)} = \frac{\bar{F}(\tau)^{n+1}}{\bar{F}(n\tau)} = \frac{\exp[-(n+1)\int_0^\tau H(s)ds]}{\exp[-\int_0^{n\tau} H(s)ds]}, \quad (20)$$

and for the upper bound appearing on the right-hand side of Eq. (19) we have

$$\frac{\bar{F}_R(n\tau)}{\bar{F}[(n+1)\tau]} = \frac{\bar{F}(\tau)^n}{\bar{F}[(n+1)\tau]} = \frac{\exp[-n\int_0^\tau H(s)ds]}{\exp[-\int_0^{(n+1)\tau} H(s)ds]}. \quad (21)$$

In turn, Eq. (19) and Eqs. (20)-(21) imply that

$$\begin{aligned} & \int_0^{n\tau} H(s)ds - (n+1)\int_0^\tau H(s)ds \\ & \leq \ln[\rho(n\tau + u)] \\ & \leq \int_0^{(n+1)\tau} H(s)ds - n\int_0^\tau H(s)ds. \end{aligned} \quad (22)$$

Introduce the average

$$\bar{H}(l) = \frac{1}{l} \int_0^l H(s)ds \quad (23)$$

( $l > 0$ ). In terms of this average we can re-write the left-hand side and the right-hand side of Eq. (22) as follows:

$$\begin{aligned} & \int_0^{n\tau} H(s)ds - (n+1)\int_0^\tau H(s)ds \\ & = n\tau \left[ \frac{1}{n\tau} \int_0^{n\tau} H(s)ds - \frac{n+1}{n} \frac{1}{\tau} \int_0^\tau H(s)ds \right] \\ & = n\tau \left[ \bar{H}(n\tau) - \frac{n+1}{n} \bar{H}(\tau) \right], \end{aligned} \quad (24)$$

and

$$\begin{aligned}
& \int_0^{(n+1)\tau} H(s) ds - n \int_0^\tau H(s) ds \\
&= (n+1)\tau \left[ \frac{1}{(n+1)\tau} \int_0^{(n+1)\tau} H(s) ds - \frac{n}{n+1} \frac{1}{\tau} \int_0^\tau H(s) ds \right] \\
&= (n+1)\tau \left\{ \bar{H}[(n+1)\tau] - \frac{n}{n+1} \bar{H}(\tau) \right\}.
\end{aligned} \tag{25}$$

L'Hospital's rule implies that

$$\lim_{l \rightarrow \infty} \bar{H}(l) = \frac{1}{l} \int_0^l H(s) ds = \lim_{l \rightarrow \infty} H(l) = H(\infty). \tag{26}$$

Eq. (26) implies that

$$\lim_{n \rightarrow \infty} \left[ \bar{H}(n\tau) - \frac{n+1}{n} \bar{H}(\tau) \right] = H(\infty) - \bar{H}(\tau), \tag{27}$$

and that

$$\lim_{n \rightarrow \infty} \left\{ \bar{H}[(n+1)\tau] - \frac{n}{n+1} \bar{H}(\tau) \right\} = H(\infty) - \bar{H}(\tau). \tag{28}$$

Eq. (22) and Eqs. (24)-(25) imply that

$$\begin{aligned}
& \frac{n\tau}{n\tau+u} \left[ \bar{H}(n\tau) - \frac{n+1}{n} \bar{H}(\tau) \right] \\
& \leq \frac{\ln[\rho(n\tau+u)]}{n\tau+u} \\
& \leq \frac{(n+1)\tau}{n\tau+u} \left\{ \bar{H}[(n+1)\tau] - \frac{n}{n+1} \bar{H}(\tau) \right\}.
\end{aligned} \tag{29}$$

Taking the limit  $n \rightarrow \infty$  in Eq. (29), while using the limits of Eqs. (27)-(28), yields

$$H(\infty) - \bar{H}(\tau) \leq \lim_{n \rightarrow \infty} \frac{\ln[\rho(n\tau+u)]}{n\tau+u} \leq H(\infty) - \bar{H}(\tau). \tag{30}$$

As Eq. (30) holds for any fixed value  $u$  (in the range  $0 \leq u < \tau$ ) it proves Eq. (10):

$$\lim_{t \rightarrow \infty} \frac{1}{t} \ln[\rho(t)] = H(\infty) - \bar{H}(\tau). \tag{31}$$

## 9.2 Proofs of Eqs. (11) and (12)

The proof of Eq. (10) yielded Eq. (30). As we shall now argue, Eq. (30) leads to Eqs. (11) and (12).

If  $\bar{H}(\tau) < H(\infty)$  then Eq. (30) implies that

$$\infty \leq \lim_{n \rightarrow \infty} \ln[\rho(n\tau+u)] \leq \infty, \tag{32}$$

and hence

$$\lim_{n \rightarrow \infty} \rho(n\tau+u) = \infty. \tag{33}$$



As Eq. (33) holds for any fixed value  $u$  (in the range  $0 \leq u < \tau$ ) it proves Eq. (11):

$$\lim_{t \rightarrow \infty} \rho(t) = \infty. \quad (34)$$

If  $\bar{H}(\tau) > H(\infty)$  then Eq. (30) implies that

$$-\infty \leq \lim_{n \rightarrow \infty} \ln[\rho(n\tau + u)] \leq -\infty, \quad (35)$$

and hence

$$\lim_{n \rightarrow \infty} \rho(n\tau + u) = 0. \quad (36)$$

As Eq. (36) holds for any fixed value  $u$  (in the range  $0 \leq u < \tau$ ) it proves Eq. (12):

$$\lim_{t \rightarrow \infty} \rho(t) = 0. \quad (37)$$

### 9.3 The scenario $0 < H(\infty) < \infty$

Consider the scenario  $0 < H(\infty) < \infty$ . In this scenario one may intuitively assume that the input's survival function is asymptotically exponential:

$$\bar{F}(t) \approx \exp[-H(\infty)t], \quad (38)$$

where the asymptotic equivalence is in the limit  $t \rightarrow \infty$ . However – as we shall now argue – Eq. (38) does *not* hold in general.

Using the representation of the input's survival function in terms of its hazard function,  $\bar{F}(t) = \exp\{-\int_0^t H(s)ds\}$ , we have:

$$\begin{aligned} & \lim_{t \rightarrow \infty} \{\exp[H(\infty)t] \cdot \bar{F}(t)\} \\ &= \lim_{t \rightarrow \infty} \{\exp[\int_0^t H(\infty)ds] \cdot \exp[-\int_0^t H(s)ds]\} \\ &= \lim_{t \rightarrow \infty} \exp\left\{-\int_0^t [H(s) - H(\infty)]ds\right\} \\ &= \exp\left\{-\lim_{t \rightarrow \infty} \int_0^t [H(s) - H(\infty)]ds\right\} \\ &= \exp\left\{-\int_0^\infty [H(s) - H(\infty)]ds\right\}. \end{aligned} \quad (39)$$

Consequently, denoting by  $I = \int_0^\infty [H(s) - H(\infty)]ds$  the integral appearing on the bottom line of Eq. (39), we assert that: Eq. (38) holds if and only if the integral  $I$  is convergent,  $-\infty < I < \infty$ .

As an illustrative example consider an input  $T$  whose statistical distribution is governed by the survival function  $\bar{F}(t) = (1+t)^{1-p} \exp(-t)$  ( $t \geq 0$ ), where  $p$  is a positive parameter. In turn, the input's hazard function is  $H(t) = (p+t)/(1+t)$  ( $t \geq 0$ ), and hence  $H(\infty) = 1$ . For all parameter values  $p \neq 1$  the input's survival function is *not* asymptotically exponential, and indeed:  $I = -\infty$  when  $p < 1$ , and  $I = \infty$  when  $p > 1$ . On the other hand, for  $p = 1$  the input's survival function is exponential, and we have  $I = 0$ .

## 9.4 Proofs of Eqs. (14) and (15)

Considering the scenario  $0 < H(\infty) < \infty$ , note that

$$\begin{aligned}\tau [\bar{H}(\tau) - H(\infty)] &= \tau \left[ \frac{1}{\tau} \int_0^\tau H(s) ds \right] - \tau H(\infty) \\ &= \int_0^\tau H(s) ds - \int_0^\tau H(\infty) ds = \int_0^\tau [H(s) - H(\infty)] ds.\end{aligned}\tag{40}$$

In turn, taking the limit  $\tau \rightarrow \infty$  in Eq. (40) yields Eq. (14):

$$\lim_{\tau \rightarrow \infty} \tau [\bar{H}(\tau) - H(\infty)] = \int_0^\infty [H(s) - H(\infty)] ds.\tag{41}$$

We now move to the proof of Eq. (15). Set  $K(t)$  to be the running integral of the input's hazard function, i.e.

$$K(t) = \int_0^t H(s) ds\tag{42}$$

( $t \geq 0$ ). As the input's survival function  $\bar{F}(t)$  decreases monotonically from  $\bar{F}(0) = 1$  to  $\lim_{t \rightarrow \infty} \bar{F}(t) = 0$ , and as  $\bar{F}(t) = \exp[-K(t)]$ , we obtain that: the function  $K(t)$  increases monotonically from  $K(0) = 0$  to  $\lim_{t \rightarrow \infty} K(t) = \infty$ . Assume that there exists a positive level  $l_*$  above which the input's density function is positive-valued:  $f(t) > 0$  for all  $t > l_*$ . Note that, over the ray  $(l_*, \infty)$ , the function  $K(t)$  has an inverse function  $K^{-1}(\cdot)$ .

Set an arbitrary level  $l > l_*$ . In terms of the input's survival function the input's mean  $\mu = \mathbf{E}[T]$  admits the representation

$$\mu = \int_0^\infty \bar{F}(t) dt = \int_0^l \bar{F}(t) dt + \int_l^\infty \bar{F}(t) dt.\tag{43}$$

Using the fact that  $\bar{F}(t) = \exp[-K(t)]$ , and the change-of-variables  $u = K(t)$ , we have

$$\begin{aligned}\int_l^\infty \bar{F}(t) dt &= \int_l^\infty \exp[-K(t)] dt \\ &= \int_{K(l)}^\infty \exp(-u) \frac{1}{H[K^{-1}(u)]} du.\end{aligned}\tag{44}$$

Also, note that

$$\lim_{u \rightarrow \infty} H[K^{-1}(u)] = \lim_{t \rightarrow \infty} H(t) = H(\infty).\tag{45}$$

If  $0 < H(\infty) < \infty$  then Eq. (45) implies that the integral appearing on the right-hand side of Eq. (44) is convergent. Consequently, we obtain the following implication:  $0 < H(\infty) < \infty \Rightarrow 0 < \mu < \infty$ .

Considering the scenario  $0 < H(\infty) < \infty$ , introduce the function

$$f_1(t) = \frac{1}{\mu} t f(t)\tag{46}$$

( $t \geq 0$ ). Note that  $f_1(t)$  is a density function: it is non-negative,  $f_1(t) \geq 0$ ; and it is normalized,  $\int_0^\infty f_1(t) dt = 1$ . In turn, note that

$$\begin{aligned} & \int_0^\infty [\bar{H}(\tau) - H(\infty)] f_1(\tau) d\tau \\ &= \int_0^\infty \bar{H}(\tau) f_1(\tau) d\tau - \int_0^\infty H(\infty) f_1(\tau) d\tau \\ &= \frac{1}{\mu} \int_0^\infty \bar{H}(\tau) [\tau f(\tau)] d\tau - H(\infty). \end{aligned} \quad (47)$$

Using the definition of the average  $\bar{H}(\tau)$ , as well as the definitions of the input's hazard function and survival function, we have

$$\begin{aligned} & \int_0^\infty \bar{H}(\tau) [\tau f(\tau)] d\tau = \int_0^\infty \left[ \frac{1}{\tau} \int_0^\tau H(s) ds \right] [\tau f(\tau)] d\tau \\ &= \int_0^\infty \left[ \int_0^\tau H(s) ds \right] f(\tau) d\tau = \int_0^\infty H(s) \left[ \int_s^\infty f(\tau) d\tau \right] ds \\ &= \int_0^\infty H(s) \bar{F}(s) ds = \int_0^\infty \frac{f(s)}{\bar{F}(s)} \bar{F}(s) ds \\ &= \int_0^\infty f(s) ds = 1. \end{aligned} \quad (48)$$

Substituting Eq. (48) into the right-hand side of Eq. (47) yields Eq. (15):

$$\int_0^\infty [\bar{H}(\tau) - H(\infty)] f_1(\tau) d\tau = \frac{1}{\mu} - H(\infty). \quad (49)$$

## 9.5 Optimization calculations

Evidently, the average  $\bar{H}(\tau) = \frac{1}{\tau} \int_0^\tau H(t) dt$  is a function of the timer  $0 < \tau < \infty$ . Differentiating the average with respect to the timer yields

$$\begin{aligned} \bar{H}'(\tau) &= \frac{H(\tau)\tau - \int_0^\tau H(t) dt}{\tau^2} \\ &= \frac{1}{\tau} [H(\tau) - \bar{H}(\tau)]. \end{aligned} \quad (50)$$

Differentiating Eq. (50) with respect to the timer further yields

$$\begin{aligned} \bar{H}''(\tau) &= \frac{[H'(\tau) - \bar{H}'(\tau)]\tau - [H(\tau) - \bar{H}(\tau)]}{\tau^2} \\ &= \frac{1}{\tau} [H'(\tau) - 2\bar{H}'(\tau)]. \end{aligned} \quad (51)$$

Hence, at critical timers  $\tau_c$  that satisfy  $\bar{H}'(\tau_c) = 0$  – we have:

$$\bar{H}''(\tau_c) = \frac{1}{\tau_c} H'(\tau_c). \quad (52)$$

Last, consider the negative logarithmic derivative of the input's density function,  $G(t) = -f'(t)/f(t)$ . Using the function  $G(t)$ , the derivative of the input's hazard

function admits the following representation:

$$\begin{aligned}
H'(t) &= \left[ \frac{f(t)}{\bar{F}(t)} \right]' \\
&= \frac{f'(t)\bar{F}(t) - f(t)[-f'(t)]}{\bar{F}(t)^2} \\
&= \frac{f(t)}{\bar{F}(t)} \frac{f'(t)}{f(t)} + \left[ \frac{f(t)}{\bar{F}(t)} \right]^2 \\
&= H(t) [-G(t)] + H(t)^2 \\
&= H(t) [H(t) - G(t)].
\end{aligned} \tag{53}$$

**Acknowledgments.** The authors thanks Ofek Lauber Bonomo for help with preparations of figures in this paper. Shlomi Reuveni acknowledges support from the Azrieli Foundation, from the Raymond and Beverly Sackler Center for Computational Molecular and Materials Science at Tel Aviv University, and from the Israel Science Foundation (grant No. 394/19).

## References

- [1] Pal, A. and Reuveni, S., 2017. First Passage under Restart. *Physical review letters*, 118(3), p.030603.
- [2] Chechkin, A. and Sokolov, I.M., 2018. Random search with resetting: a unified renewal approach. *Physical review letters*, 121(5), p.050601.
- [3] Evans, M.R., Majumdar, S.N. and Schehr, G., 2020. Stochastic resetting and applications. *Journal of Physics A: Mathematical and Theoretical*.
- [4] Luby, M., Sinclair, A. and Zuckerman, D., 1993. Optimal speedup of Las Vegas algorithms. *Information Processing Letters*, 47(4), pp.173-180.
- [5] Gomes, C.P., Selman, B. and Kautz, H., 1998. Boosting combinatorial search through randomization. *AAAI/IAAI*, 98, pp.431-437.
- [6] Montanari, A. and Zecchina, R., 2002. Optimizing searches via rare events. *Physical review letters*, 88(17), p.178701.
- [7] Steiger, D.S., Rønnow, T.F. and Troyer, M., 2015. Heavy tails in the distribution of time to solution for classical and quantum annealing. *Physical review letters*, 115(23), p.230501.
- [8] Montero, M. and Villarroel, J., 2013. Monotonic continuous-time random walks with drift and stochastic reset events. *Physical Review E*, 87(1), p.012116.
- [9] Shkilev, V.P., 2017. Continuous-time random walk under time-dependent resetting. *Physical Review E*, 96(1), p.012126.
- [10] Kuśmierz, Ł. and Gudowska-Nowak, E., 2019. Subdiffusive continuous-time random walks with stochastic resetting. *Physical Review E*, 99(5), p.052116.
- [11] Masó-Puigdellosas, A., Campos, D. and Méndez, V., 2019. Stochastic movement subject to a reset-and-residence mechanism: transport properties and first arrival statistics. *Journal of Statistical Mechanics: Theory and Experiment*, 2019(3), p.033201.
- [12] Masoliver, J., 2019. Telegraphic processes with stochastic resetting. *Physical Review E*, 99(1), p.012121.
- [13] Bodrova, A.S., Chechkin, A.V. and Sokolov, I.M., 2019. Scaled Brownian motion with renewal resetting. *Physical Review E*, 100(1), p.012120.

- [14] Bodrova, A.S., Chechkin, A.V. and Sokolov, I.M., 2019. Nonrenewal resetting of scaled Brownian motion. *Physical Review E*, 100(1), p.012119.
- [15] Bodrova, A.S. and Sokolov, I.M., 2019. Resetting processes with non-instantaneous return. *arXiv preprint arXiv:1907.12326*.
- [16] Hod, S., 2019. Survival probabilities in the Sisyphus random walk model with absorbing traps. *Annals of Physics*, 406, pp.200-206.
- [17] Hod, S., 2020. Survival probabilities in biased random walks: To restart or not to restart? That is the question. *Annals of Physics*, 415, p.168109.
- [18] Evans, M.R. and Majumdar, S.N., 2011. Diffusion with stochastic resetting. *Physical review letters*, 106(16), p.160601.
- [19] Evans, M.R., Majumdar, S.N. and Mallick, K., 2013. Optimal diffusive search: nonequilibrium resetting versus equilibrium dynamics. *Journal of Physics A: Mathematical and Theoretical*, 46(18), p.185001.
- [20] Christou, C. and Schadschneider, A., 2015. Diffusion with resetting in bounded domains. *Journal of Physics A: Mathematical and Theoretical*, 48(28), p.285003.
- [21] Nagar, A. and Gupta, S., 2016. Diffusion with stochastic resetting at power-law times. *Physical Review E*, 93(6), p.060102.
- [22] Pal, A., Kundu, A. and Evans, M.R., 2016. Diffusion under time-dependent resetting. *Journal of Physics A: Mathematical and Theoretical*, 49(22), p.225001.
- [23] Tal-Friedman, O., Pal, A., Sekhon, A., Reuveni, S. and Roichman, Y., 2020. Experimental realization of diffusion with stochastic resetting. *arXiv preprint arXiv:2003.03096*.
- [24] Ray, S., Mondal, D. and Reuveni, S., 2019. Péclet number governs transition to acceleratory restart in drift-diffusion. *Journal of Physics A: Mathematical and Theoretical*, 52(25), p.255002.
- [25] Ahmad, S., Nayak, I., Bansal, A., Nandi, A. and Das, D., 2019. First passage of a particle in a potential under stochastic resetting: A vanishing transition of optimal resetting rate. *Physical Review E*, 99(2), p.022130.
- [26] Ray, S. and Reuveni, S., 2020. Diffusion with resetting in a logarithmic potential. *arXiv preprint arXiv:2004.01898*.
- [27] Eliazar, I., Koren, T. and Klafter, J., 2007. Searching circular DNA strands. *Journal of Physics: Condensed Matter*, 19(6), p.065140.
- [28] Eliazar, I., Koren, T. and Klafter, J., 2008. Parallel search of long circular strands: Modeling, analysis, and optimization. *The Journal of Physical Chemistry B*, 112(19), pp.5905-5909.

- [29] Kusmierz, L., Majumdar, S.N., Sabhapandit, S. and Schehr, G., 2014. First order transition for the optimal search time of Lévy flights with resetting. *Physical review letters*, 113(22), p.220602.
- [30] Kuśmierz, Ł. and Gudowska-Nowak, E., 2015. Optimal first-arrival times in Lévy flights with resetting. *Physical Review E*, 92(5), p.052127.
- [31] Bhat, U., De Bacco, C. and Redner, S., 2016. Stochastic search with Poisson and deterministic resetting. *Journal of Statistical Mechanics: Theory and Experiment*, 2016(8), p.083401.
- [32] Evans, M.R. and Majumdar, S.N., 2018. Effects of refractory period on stochastic resetting. *Journal of Physics A: Mathematical and Theoretical*. 52 01LT01.
- [33] Eliazar, I., 2018. Branching search. *EPL (Europhysics Letters)*, 120(6), p.60008.
- [34] Pal, A., Eliazar, I. and Reuveni, S., 2019. First passage under restart with branching. *Physical review letters*, 122(2), p.020602.
- [35] Kuśmierz, Ł. and Toyozumi, T., 2019. Robust parsimonious search with scale-free stochastic resetting. *Phys. Rev. E* 100, 032110.
- [36] Robin, T., Hadany, L. and Urbakh, M., 2019. Random search with resetting as a strategy for optimal pollination. *Physical Review E*, 99(5), p.052119.
- [37] Pal, A., Kuśmierz, Ł. and Reuveni, S., 2019. Home-range search provides advantage under high uncertainty. *arXiv preprint arXiv:1906.06987*.
- [38] Roldán, É., Lisica, A., Sánchez-Taltavull, D. and Grill, S.W., 2016. Stochastic resetting in backtrack recovery by RNA polymerases. *Physical Review E*, 93(6), p.062411.
- [39] Lapeyre, G.J. and Dentz, M., 2017. Reaction–diffusion with stochastic decay rates. *Physical Chemistry Chemical Physics*, 19(29), pp.18863-18879.
- [40] Reuveni, S., Urbakh, M. and Klafter, J., 2014. Role of substrate unbinding in Michaelis-Menten enzymatic reactions. *Proceedings of the National Academy of Sciences*, 111(12), pp.4391-4396.
- [41] Rotbart, T., Reuveni, S. and Urbakh, M., 2015. Michaelis-Menten reaction scheme as a unified approach towards the optimal restart problem. *Physical Review E*, 92(6), p.060101.
- [42] Berezhkovskii, A.M., Szabo, A., Rotbart, T., Urbakh, M. and Kolomeisky, A.B., 2016. Dependence of the enzymatic velocity on the substrate dissociation rate. *The Journal of Physical Chemistry B*, 121(15), pp.3437-3442.
- [43] Robin, T., Reuveni, S. and Urbakh, M., 2018. Single-molecule theory of enzymatic inhibition. *Nature communications*, 9(1), p.779.

- [44] Pal, A. and Prasad, V.V., 2019. Landau theory of restart transitions. *Phys. Rev. Research* 1, 032001(R).
- [45] Eliazar, I. and Reuveni, S., 2020. Mean-performance of sharp restart I: Statistical roadmap. *arXiv preprint arXiv:2003.14116*.
- [46] Eliazar, I. and Reuveni, S., 2020. Mean-performance of sharp restart II: Socioeconomic roadmap. To be submitted.
- [47] Taleb, N.N., 2007. Black swans and the domains of statistics. *The American Statistician*, 61(3), pp.198-200.
- [48] Mandelbrot, B.B. and Taleb, N.N., 2010. Focusing on those risks that matter. The known, the unknown, and the unknowable in financial risk management: Measurement and theory advancing practice, 47.
- [49] Hole, K. and Netland, L.H., 2010. Toward risk assessment of large-impact and rare events. *IEEE Security & Privacy*, 8(3), pp.21-27.
- [50] Aven, T., 2013. On the meaning of a black swan in a risk context. *Safety science*, 57, pp.44-51.
- [51] Yang, M., Khan, F., Lye, L. and Amyotte, P., 2015. Risk assessment of rare events. *Process Safety and Environmental Protection*, 98, pp.102-108.
- [52] E. Barlow and F. Proschan, *Mathematical theory of reliability* (SIAM, Philadelphia, 1996).
- [53] M. Finkelstein, *Failure rate modelling for reliability and risk* (Springer, New York, 2008).
- [54] B.S. Dhillon, *Engineering systems reliability, safety, and maintenance: an integrated approach* (CRC Press, Boca Raton FL, 2017).
- [55] V. Pareto, *Cours d'économie politique* (Droz, Geneva, 1896); V. Pareto, *Manual of political economy* (reprint edition, Oxford University Press, Oxford, 2014).
- [56] M.E.J. Newman, *Contemp. phys.* 46 (2005) 323.
- [57] A. Clauset, C.R. Shalizi and M.E.J. Newman, *SIAM Rev.* 51 (2009) 661.
- [58] M. Hardy, *Math. Intel.* 32 (2010) 38.
- [59] B.C. Arnold, *Pareto distributions* (CRC Press, Boca Raton, 2015).
- [60] K. Balakrishnan and A.P. Basu, *The exponential distribution: Theory, methods and applications* (CRC Press, Boca Raton, 1996).
- [61] B. Gompertz, *Phil. Trans. Royal Soc. London.* 115 (1825) 513.
- [62] C. P. Winsor, *Proc. Natl. Acad. Sci. USA* 18 (1932) 1.



- [63] B. Benjamin, H.W. Haycocks, and J. Pollard, The analysis of mortality and other actuarial statistics (Heinemann, London, 1980).
- [64] J.H. Pollard and E.J. Valkovics, *Genus* 48 (1992) 15.
- [65] S.H. Preston, P. Heuveline, and M. Guillot, *Demography* (Blackwel, Oxford, 2001).
- [66] Eliazar, I. and Shlesinger, M.F., 2018. Universality of accelerating change. *Physica A: Statistical Mechanics and its Applications*, 494, pp.430-445.
- [67] Eliazar, I. and Shlesinger, M.F., 2020. Moore's Clock. *Physica A: Statistical Mechanics and its Applications*, 541, p.123619.
- [68] N.N. Taleb, *Antifragile* (Random House, New York, 2012).
- [69] I. Eliazar, *Physica A* 486 (2017) 797.
- [70] S. Sriboonchita, W.K. Wong, S. Dhompongsa, and H.T. Nguyen, *Stochastic dominance and applications to finance, risk and economic* (CRC, Boca Raton, 2009).
- [71] H. Levy, *Stochastic dominance: Investment decision making under uncertainty* (Springer, New York, 2015).