

ON NORMAL FORMS OF COMPLEX POINTS OF SMALL \mathcal{C}^2 -PERTURBATIONS OF REAL 4-MANIFOLDS EMBEDDED IN A COMPLEX 3-MANIFOLD II

TADEJ STARČIČ

ABSTRACT. This paper is a sequel to our previous paper [24]. We extend the result on the behavior of the quadratic part of normal forms up to the quadratic part of small \mathcal{C}^2 -perturbations of real 4-manifolds embedded in a complex 3-manifold. It is an immediate consequence of a result describing a change of the normal form of a pair of one arbitrary and one symmetric 2×2 matrix with respect to a certain linear group action.

1. INTRODUCTION

Let $M^{2n} \hookrightarrow X^{n+1}$ be a \mathcal{C}^2 -smooth embedding of a real smooth $2n$ -manifold into a complex $(n+1)$ -manifold X . A point $p \in M$ is called *complex* when $T_p M$ is a complex subspace in $T_p X$; its complex dimension is equal to n . By Thom's transversality theorem [1, Section 29], for generic embeddings the intersection is transverse and so complex points are isolated.

Locally, M can near a complex point $p \in M$ be seen as a graph in the normal form up to quadratic terms (see e.g. [24]):

$$(1.1) \quad \bar{w} = \bar{z}^T A z + \operatorname{Re}(z^T B z) + o(|z|^2), \quad (\bar{w}(p), z(p)) = (0, 0), \quad A \in \mathbb{C}^{n \times n}, B \in \mathbb{C}_S^{n \times n}.$$

Here $(z, w) = (z_1, z_2, \dots, z_n, w)$ are suitable local coordinates on X , and we denoted by $\mathbb{C}^{n \times n}$, $\mathbb{C}_S^{n \times n}$ the groups of all $n \times n$ complex matrices and $n \times n$ complex symmetric matrices, respectively. A real analytic complex point p is called *flat*, if local coordinates can be chosen so that the graph (1.1) lies in $\mathbb{C}_z^n \times \mathbb{R} \subset \mathbb{C}_z^n \times \mathbb{C}_w$. It is *quadratically flat*, if the quadratic part of (1.1) is real valued; this happens precisely when A in (1.1) is Hermitian.

Any holomorphic change of coordinates that preserves the form (1.1) transforms (1.1) into the equation that can by a slight abuse of notation be written as

$$w = \bar{z}^T \left(\frac{1}{c} P^* A P \right) z + \operatorname{Re} \left(z^T \left(\frac{1}{\bar{c}} P^T B P \right) z \right) + o(|z|^2), \quad P \in GL_n(\mathbb{C}), \quad c \in S^1,$$

where the notation S^1 and $GL_n(\mathbb{C})$ is used to denote the unit circle and the group of all invertible matrices, respectively. Studying the quadratic part of a complex

Date: 17 April 2020.

2000 Mathematics Subject Classification. 32V40, 58K50, 15A21.

Key words and phrases. CR manifolds, closure graphs, complex points, normal forms, perturbations, simultaneous reduction

Research supported by grant P1-0291 from ARRS, Republic of Slovenia.

point thus means examining the action of a linear group $S^1 \times GL_n(\mathbb{C})$ on pairs of matrices $\mathbb{C}^{n \times n} \times \mathbb{C}_S^{n \times n}$ (see [8] and [24, Sec. 3]:

$$(1.2) \quad \Psi: ((c, P), (A, B)) \mapsto (cP^*AP, P^TBP), \quad P \in GL_n(\mathbb{C}), c \in S^1.$$

Problems about the quadratic part thus reduce to problems in matrix theory.

When $n = 1$ complex points are well understood; see e.g. Bishop [4], Kenig and Webster [18], Moser and Webster [20], Bedford and Gaveau [2], Bedford and Klingenberg [3] and Forstnerič [12]). They are always quadratically flat and can be given locally by the equations $w = z\bar{z} + \frac{\gamma}{2}(z^2 + \bar{z}^2) + o(|z|^2)$, $0 \leq \gamma$ or $w = z^2 + \bar{z}^2 + o(|z|^2)$ ([4]). For $n = 2$ a relatively simple description of normal forms of complex points up to quadratic terms was obtained by Coffman [8] (see Sec. 2), while in higher dimensions normal forms has been studied only in the case of quadratically flat complex points (see e.g. Hong [16] and Slapar and Starčič [23]). Note that using the list of normal forms in dimension 2, a result on holomorphical flattenability of CR -nonminimal codimension 2 real analytic submanifold near a complex point in \mathbb{C}^n , $n \geq 2$, was obtained recently (Fang and Huang [11]). We add that (formal) normal forms for real submanifolds in \mathbb{C}^n near complex points were considered by Burcea [7], Gong and Stolovich [14], among others.

The problem of normal forms of matrices under perturbations was first studied by Arnold (see e.g. [1]), who considered matrices depending on parameters under similarity (miniversal deformations). The change of Jordan canonical form has been then successfully investigated through the works of Markus and Parilis [19], Edelman, Elmroth and Kågström [10], among others. However, the problem of normal forms for $*$ -conjugation (or T -conjugation) under small perturbations seems to be much more involved, and has been so far inspected only in lower dimensions; check the papers Futorny, Klimenko and Sergeichuk [9] (Dmytryshyn, Futorny, Kågström, Klimenko and Sergeichuk [13]).

The purpose of this paper is to continue the research in [24]. We complete the work on the behavior of the quadratic part of normal forms of complex points of small \mathcal{C}^2 -perturbations of real 4-manifolds embedded in a complex 3-manifold (see Corollary 3.7). The corollary is a direct consequence of a result that clarifies how a type of normal form for a pair of one arbitrary and one symmetric 2×2 matrix with respect to a certain linear algebraic group action changes under small perturbations (see Theorem 3.5); by a careful analysis we also provide information how small the perturbations must be. Due to technical reasons, these results are precisely stated in Section 3 and then proved in later sections. We adapt the proof for the case of orbits given in [24] to the case of bundles. However, in most cases it turns out to be very intriguing; e.g. see the proof of Theorem 3.5. More precisely, one needs to consider systems of nonlinear equations with a larger set of parameters than in [24]. It leads to significantly different technical problems.

2. NORMAL FORMS IN DIMENSION 2

The list of representatives of orbits (normal forms) of the action (1.2) for $n = 2$ obtained by Coffman [8, Sec. 7, Table 1]; see [24, Lemma 2.2] for dimensions of orbits. However, sometimes it is more informative to understand the stratification into bundles of matrices, i.e. sets of matrices having similar properties. (This notion was introduced first by Arnold [1, Section 30] for the case of similarity.)

More precisely, given a parameter set Λ with smooth maps $\Lambda \rightarrow \mathbb{C}^{2 \times 2}$, $\lambda \mapsto A(\lambda)$ and $\Lambda \rightarrow \mathbb{C}_S^{2 \times 2}$, $\lambda \mapsto B(\lambda)$, a bundle of pairs of matrices under the action Ψ in (1.2) is a union of orbits $\bigcup_{\lambda \in \Lambda} \text{Orb}_\Psi(A(\lambda), B(\lambda))$.

The choice of splitting a space into bundles depends on the problem that one is studying. For example, in a paper of three bundles for the action (1.2) for $n = 2$ were formed according to the sign of the determinant $\det \begin{bmatrix} A & \bar{B} \\ B & A \end{bmatrix}$, $(A, B) \in \mathbb{C}^{2 \times 2} \times \mathbb{C}_S^{2 \times 2}$. (The determinant is always real and invariant under this action; see e.g. [8, Sec. 4].) It was proved by Slapar [21] (see [22] for higher dimensions) that the nondegenerated bundles (i.e. with nonzero sign of the determinant) determine the connected components in the space of matrices $\mathbb{C}^{2 \times 2} \times \mathbb{C}_S^{2 \times 2}$, which was a key step in proving that up to smooth isotopy complex points are locally given either by $w = z_1 \bar{z}_1 + z_2 \bar{z}_2$ or $w = z_1 \bar{z}_1 + \bar{z}_2^2$.

Since our goal is to study the change of normal forms of complex points under small perturbations, it is natural to form the bundles according to the type of a matrix. To simplify the notation, $a \oplus d$ denotes the diagonal matrix with a, d on the main diagonal, while the 2×2 identity-matrix and the 2×2 zero-matrix are I_2 and 0_2 , respectively.

Lemma 2.1. *Bundles of the action (1.2) for $n = 2$, represented by the types of pairs of matrices (normal forms) (A, B) given in Table 1 are immersed manifolds (the dimensions are noted in the first column).*

A few modifications are made in comparison to the list of normal forms for orbits in [24]. For instance we arranged orbits of the type $(1 \oplus \sigma, d_0 \oplus d)$ with $\sigma \in \{1, -1\}$, $d > 0$, $d_0 \in \{0, d\}$ into bundles $\{(1 \oplus \sigma, 0 \oplus d) \mid d > 0\}$ and $\{(1 \oplus \sigma, d I_2) \mid d > 0\}$, $\sigma \in \{1, -1\}$, respectively.

Proof of Lemma 2.1. We fix a bundle $\text{Bun}(A, B) \subset \mathbb{C}^{2 \times 2} \times \mathbb{C}_S^{2 \times 2}$ from Table 1, i.e. a family of matrices whose entries depend on a parameter set $(a, b, d, \tau, \theta, \zeta, \dots)$. Denote this set as Λ . We set

$$(2.1) \quad \Psi_\Lambda : (S^1 \times GL_2(\mathbb{C})) \times \Lambda \rightarrow \mathbb{C}^{2 \times 2} \times \mathbb{C}_S^{2 \times 2}, \quad (c, P, \lambda) \mapsto \Psi(c, P, A(\lambda), B(\lambda)),$$

where $\Psi_\Lambda(1, I_2, \lambda_0) = (A, B)$. Since for any $g \in S^1 \times GL_2(\mathbb{C})$ the maps $\Phi^g : (A, B) \mapsto \Phi(g, (A, B))$ and $R_g : h \mapsto hg$ are automorphisms of $\mathbb{C}^{2 \times 2} \times \mathbb{C}_S^{2 \times 2}$ and $S^1 \times GL_2(\mathbb{C})$, respectively, and we have $\Psi^g \circ \Psi_\Lambda = \Psi_\Lambda \circ (L_g \times \text{id}_\Lambda)$, the rank of $d\Psi_\Lambda$ depends only on $\lambda \in \Lambda$. Furthermore, it is clearly independent of λ , too. By the constant rank theorem (see e.g. [6, Theorem IV.5.8]) the bundle is thus an immersed manifold.

In a similar manner as the tangent spaces of orbits are computed ([24, Lemma 2.2]), the tangent spaces of bundles are obtained. We set a path $t \mapsto (A(t), B(t))$ going through $(A_0, B_0) = (A(0), B(0))$, where the entries of $A(t)$ and $B(t)$ are either functions of the form $t \mapsto \zeta_0 + \zeta t$ with $\zeta, \zeta_0 \in \mathbb{C}$ or of the form $t \mapsto \zeta_0 e^{i(a_0 + at)}$, $\zeta_0 \in S^1$, $a, a_0 \in \mathbb{R}$, and we choose a path in $S^1 \times GL_2(\mathbb{C})$ through $(1, I_2)$:

$$\gamma : (-\delta, \delta) \rightarrow S^1 \times GL_2(\mathbb{C}), \quad \gamma(t) = (e^{iat}, I + tX), \quad \alpha \in \mathbb{R}, X \in \mathbb{C}^{2 \times 2}, \delta > 0.$$

We then calculate

$$\begin{aligned} \left. \frac{d}{dt} \right|_{t=0} e^{iat} \left((I + tX)^* A(t) (I + tX) \right) &= i\alpha A_0 + \left. \frac{d}{dt} \right|_{t=0} A(t) + (X^* A_0 + A_0 X), \\ \left. \frac{d}{dt} \right|_{t=0} \left((I + tX)^T B(t) (I + tX) \right) &= \left. \frac{d}{dt} \right|_{t=0} B(t) + (X^T B_0 + B_0 X). \end{aligned}$$

TABLE 1. Bundles of the action (1.2) for $n = 2$. Here $0 < \tau < 1$, $0 < \theta < \pi$, $a, b, d > 0$, $\zeta \in \mathbb{C}$, $\varphi \in \mathbb{R}$, $\zeta^* \in \mathbb{C}^*$.

dim	A	B	A	B	A	B	A	B
14		$\begin{bmatrix} a & \zeta^* \\ \zeta^* & d \end{bmatrix},$ $-\zeta^* \sim \zeta^*$		$\begin{bmatrix} e^{i\varphi} & b \\ b & \zeta \end{bmatrix},$ $\varphi + \pi \sim \varphi$				
12		$\begin{bmatrix} 0 & b \\ b & d \end{bmatrix},$ $\begin{bmatrix} a & b \\ b & 0 \end{bmatrix},$ $a \oplus d$		$\begin{bmatrix} 0 & b \\ b & e^{i\varphi} \end{bmatrix},$ $\varphi + \pi \sim \varphi$ $1 \oplus \zeta$		$a \oplus \zeta$		$\begin{bmatrix} \zeta^* & b \\ b & 1 \end{bmatrix}$
10	$1 \oplus e^{i\theta}$	$\begin{bmatrix} 0 & b \\ b & 0 \end{bmatrix},$ $a \oplus 0$ $0 \oplus d$	$\begin{bmatrix} 0 & 1 \\ \tau & 0 \end{bmatrix}$	$0 \oplus 1$ $\begin{bmatrix} 0 & b \\ b & 0 \end{bmatrix}$	$\begin{bmatrix} 0 & 1 \\ 1 & i \end{bmatrix}$	$\begin{bmatrix} 0 & b \\ b & 0 \end{bmatrix}$	$\begin{bmatrix} 0 & 1 \\ 0 & 0 \end{bmatrix}$	$\begin{bmatrix} 0 & b \\ b & 1 \end{bmatrix},$ $a \oplus 1$ $\begin{bmatrix} 1 & b \\ b & 0 \end{bmatrix}$
9						$0 \oplus d$		
8		0_2		0_2				$\begin{bmatrix} 0 & b \\ b & 0 \end{bmatrix},$ $1 \oplus 0$ $0 \oplus 1$
7						0_2		
6								0_2
11		$a \oplus d, a < d$		$a \oplus d, a < d$		$1 \oplus de^{i\theta}$		$a \oplus 1$
10						$\begin{bmatrix} 0 & b \\ b & 1 \end{bmatrix}$		
9	I_2	dI_2 $0 \oplus d$	$1 \oplus -1$	dI_2 $\begin{bmatrix} 0 & b \\ b & 0 \end{bmatrix},$ $0 \oplus d$	$\begin{bmatrix} 0 & 1 \\ 1 & 0 \end{bmatrix}$		$1 \oplus 0$	$\begin{bmatrix} 0 & 1 \\ 1 & 0 \end{bmatrix}$
8						$1 \oplus 0$		$0 \oplus 1$ $\begin{bmatrix} 0 & 1 \\ 1 & 0 \end{bmatrix}$
6						I_2		$a \oplus 0$
5		0_2		0_2	0_2			
4						$1 \oplus 0$		0_2
0						0_2		

Writing $X = \sum_{j,k=1}^2 (x_{jk} + iy_{jk})E_{jk}$, where E_{jk} is the elementary matrix with one in the j -th row and k -th column and zeros otherwise, we deduce that

$$\begin{aligned}
X^*A_0 + A_0X &= \sum_{j,k=1}^2 (x_{jk} - iy_{jk})E_{kj}A_0 + \sum_{j,k=1}^2 (x_{jk} + iy_{jk})A_0E_{jk} \\
&= \sum_{j,k=1}^2 x_{jk}(E_{kj}A_0 + A_0E_{jk}) + \sum_{j,k=1}^2 y_{jk}i(-E_{kj}A_0 + A_0E_{jk}),
\end{aligned}$$

and $\frac{d}{dt}|_{t=0}A(t) = \beta_{21}E_{21} + \beta_{22}E_{22}$, where

$$\beta_{22} = \begin{cases} \beta ie^{i\theta}, & A = 1 \oplus e^{i\theta}, 0 < \theta < \pi \\ 0, & \text{otherwise} \end{cases}, \quad \beta_{21} = \begin{cases} \beta, & A = \begin{bmatrix} 0 & 1 \\ \tau & 0 \end{bmatrix}, 0 < \tau < 1 \\ 0, & \text{otherwise} \end{cases}, \beta \in \mathbb{R}$$

In a similar fashion we conclude that

$$X^T B_0 + B_0 X = \sum_{j,k=1}^2 x_{jk} (E_{kj} B_0 + B_0 E_{jk}) + \sum_{j,k=1}^2 y_{jk} i (E_{kj} B_0 + B_0 E_{jk}).$$

$$\text{and setting } \gamma_{jk} = \begin{cases} x'_{jk} + i y'_{jk}, & B_{jk}(t) = (B_0)_{jk} + (x'_{jk} + i y'_{jk})t, \ x_{jk} + i y_{jk} \in \mathbb{C}^* \\ i(B_0)_{jk} x'_{jk}, & B_{jk}(t) = (B_0)_{jk} e^{i x'_{jk} t}, x'_{jk} \in \mathbb{R} \\ 0, & \text{otherwise} \end{cases} \quad \text{we get}$$

$B'(\lambda_0) = \sum_{j,k=1}^2 \gamma_{jk} E_{jk}$. Note that if the entry $A_{jk}(t)$ (or $B_{jk}(t)$) is a constant function then $\beta_{jk} = 0$ ($\gamma_{jk} = 0$).

Let a 2×2 complex (symmetric) matrix be identified with a vector in a real Euclidean space $\mathbb{R}^8 \approx \mathbb{C}^{2 \times 2}$ (and $\mathbb{R}^6 \approx \mathbb{C}_S^{2 \times 2}$), thus $\mathbb{C}^{2 \times 2} \times \mathbb{C}_S^{2 \times 2} \approx \mathbb{R}^8 \times \mathbb{R}^6 = \mathbb{R}^{14}$ with the standard basis $\{e_1, \dots, e_{14}\}$. We denote

$$(2.2) \quad \begin{aligned} w_1 &\approx \begin{cases} (ie^{i\theta} E_{22}, 0), & A = 1 \oplus e^{i\theta}, 0 < \theta < \pi \\ (E_{21}, 0), & A = \begin{bmatrix} 0 & 1 \\ \tau & 0 \end{bmatrix}, 0 < \tau < 1 \\ 0, & \text{otherwise} \end{cases}, \quad w_2 \approx (iA, 0), \\ z'_{11} &= (0, i(B_0)_{11} E_{11}), \quad z'_{22} = (0, i(B_0)_{22} E_{22}) \\ z_{jk} &\approx (0, E_{jk}), \quad w_{jk} \approx (0, iE_{jk}), \quad j \leq k \\ v_{jk} &\approx (E_{kj} A_0 + A_0 E_{jk}, E_{kj} B_0 + B_0 E_{jk}), \quad u_{jk} \approx i(-E_{kj} A_0 + A_0 E_{jk}, E_{kj} B_0 + B_0 E_{jk}). \end{aligned}$$

The tangent space of a bundle $\text{Bun}_\Xi(A_0, B_0)$ can then be seen as the linear space spanned by vectors $\{w_1, w_2\} \cup \{u_{jk}, v_{jk}\}_{j,k \in \{1,2\}}$ and the appropriate subset of vectors $\{z'_{11}, z'_{22}\} \cup \{z_{jk}, w_{jk}\}_{j,k \in \{1,2\}, j \leq k}$. More precisely, if $B_{jj}(t) = B_j(\lambda_0) e^{i \alpha_{jk} t}$ then z'_{11}, z'_{22} are in the span, while for $B_{jk}(t) = (B_0)_{jk} + \zeta_{jk} t$, $\zeta_{jk} \neq 0$ then z_{jk}, w_{jk} are in the span, otherwise none of these are in the span.

It is straightforward (maybe somewhat tedious) to compute the dimensions; see e.g. [24, Lemma 2.2] for the details in the case of orbits. \square

3. CHANGE OF THE NORMAL FORM UNDER SMALL PERTURBATIONS

In this section we study how small deformations of a pair of one arbitrary and one symmetric matrix can change its bundle under the action (1.2) for $n = 2$. As in the case for orbits it is sufficient to consider perturbations of normal forms.

For the sake of clarity the notion of a *closure graph* for bundles for an action is introduced. Given an action Φ , the vertices in a closure graph for Φ are bundles under Φ , and there is a *path* from a vertex $\tilde{\mathcal{V}}$ to a vertex \mathcal{V} precisely when $\tilde{\mathcal{V}}$ lies in the closure of \mathcal{V} . The path from $\tilde{\mathcal{V}}$ to \mathcal{V} is denoted briefly by $\tilde{\mathcal{V}} \rightarrow \mathcal{V}$. It is evident that the closure graph is reflexive and transitive.

To simplify the notation $\tilde{\mathcal{V}} \rightarrow \mathcal{V}$, we usually write $\tilde{\mathcal{V}} \rightarrow V$, where $\tilde{\mathcal{V}} \in \tilde{\mathcal{V}}$, $V \in \mathcal{V}$. When $\tilde{\mathcal{V}} \not\rightarrow V$ it is useful to know the distance from $\tilde{\mathcal{V}}$ to the bundle $\mathcal{V} \ni V$. It suffices to consider the distance of the normal form corresponding to the orbit of $\tilde{\mathcal{V}}$ (see e.g. [24, Remark 3.2]). We shall use the standard max norm $\|X\| = \max_{j,k \in \{1, \dots, n\}} |x_{j,k}|$, $X = [x_{j,k}]_{j,k=1}^n \in \mathbb{C}^{n \times n}$ to measure the distance between two matrices. This norm is not submultiplicative, but $\|XY\| \leq n\|X\|\|Y\|$ (see [17, p. 342]).

Recall that $\tilde{\mathcal{V}} \in \tilde{\mathcal{V}}$ is contained in the closure of the orbit \mathcal{V} if and only if the whole orbit $\tilde{\mathcal{V}}$ is contained in the closure of \mathcal{V} . However, the same conclusion does

not in general apply to the case of bundles. Furthermore, the closure graph for bundles depends heavily on the choice of bundles.

Proceed with basic properties of the closure graph for bundles (in general) for the action (1.2), and for its projections:

$$(3.1) \quad \Psi_1 : ((c, P), (A, B)) \mapsto cP^*AP, \quad P \in GL_n(\mathbb{C}), c \in S^1,$$

$$(3.2) \quad \Psi_2 : ((c, P), (A, B)) \mapsto P^TBP, \quad P \in GL_n(\mathbb{C}).$$

These are similar to properties of the closure graph for orbits ([24, Lemma 3.1]).

Lemma 3.1. *Suppose $A, \tilde{A}, E \in \mathbb{C}^{n \times n}$, $B, \tilde{B}, F \in \mathbb{C}^{n \times n}$, and let subsets $\mathcal{A} \subset \text{Bun}_{\Psi_1}(A)$, $\mathcal{B} \subset \text{Bun}_{\Psi_2}(B)$, $\mathcal{N} \subset \text{Bun}_{\Psi}(A, B)$ contain representatives of all orbits of $\text{Bun}_{\Psi_1}(A)$, $\text{Bun}_{\Psi_2}(B)$, $\text{Bun}_{\Psi}(A, B)$ (under the actions (3.1), (3.2), (1.2)), respectively.*

- (1) (a) *There exists a path $\tilde{A} \rightarrow A$ (a path $\tilde{B} \rightarrow B$) in the closure graph for the action (3.1) (for the action (3.2)) if and only if there exist sequences $P_j \in GL_n(\mathbb{C})$, $c_j \in S^1$, $A_j \in \mathcal{A}$ (sequences $Q_j \in GL_n(\mathbb{C})$, $B_j \in \mathcal{B}$), such that $c_j P_j^* A_j P_j \xrightarrow{j \rightarrow \infty} \tilde{A}$ ($Q_j^T B_j Q_j \xrightarrow{j \rightarrow \infty} \tilde{B}$).*
- (b) *If $\text{Bun}_{\Psi_1}(A)$ ($\text{Bun}_{\Psi_2}(B)$) is an algebraic submanifold then $\tilde{A} \rightarrow A$ (a path $\tilde{B} \rightarrow B$) implies:*
 $\dim \text{Bun}_{\Psi_1}(A) > \dim \text{Orb}_{\Psi_1}(\tilde{A}) \quad (\dim \text{Bun}_{\Psi_2}(B) > \dim \text{Orb}_{\Psi_2}(\tilde{B})).$
- (2) (a) *There exists a path $(\tilde{A}, \tilde{B}) \rightarrow (A, B)$ in the closure graph for an action (1.2) precisely when there exist $P_j \in GL_n(\mathbb{C})$, $c_j \in S^1$, $(A_j, B_j) \in \mathcal{N}$ such that*

$$(3.3) \quad c_j P_j^* A_j P_j \xrightarrow{j \rightarrow \infty} \tilde{A}, \quad P_j^T B_j P_j \xrightarrow{j \rightarrow \infty} \tilde{B}.$$
- (b) *When $(\tilde{A}, \tilde{B}) \rightarrow (A, B)$, the following statements hold:*
 - (i) *If $\mathcal{N} = \mathcal{A} \times \mathcal{B}$, then $\tilde{A} \rightarrow A$, $\tilde{B} \rightarrow B$,*
 - (ii) *If $\text{Bun}_{\Psi}(A, B)$ is an algebraic submanifold then $\dim \text{Bun}_{\Psi}(A, B) > \dim \text{Orb}_{\Psi}(\tilde{A}, \tilde{B})$.*

Proof. By definition $\tilde{A} \rightarrow A$ ($\tilde{B} \rightarrow B$) if and only if we can find arbitrarily small $E \in \mathbb{C}^{n \times n}$ ($F \in \mathbb{C}^{n \times n}$) so that there exist $A'' \in \text{Bun}(A)$ ($B'' \in \text{Bun}(B)$) so that $\tilde{A} + E = A''$ ($\tilde{B} + F = B''$), i.e. there exist $c \in S^1$, $P \in GL_n(\mathbb{C})$, $A' \in \mathcal{A}$ ($Q \in GL_n(\mathbb{C})$, $B' \in \mathcal{B}$) such that $cP^*A'P = \tilde{A} + E$, $Q^TB'Q = \tilde{B} + F$. It is equivalent to (1) (a) (see also (3.1), (3.2)), so (1) (a) is proved. It immediately implies (2) (a)). Observe that (2) (b) (i) is apparent.

Orbits $\text{Orb}_{\Psi}(\tilde{A}, \tilde{B})$, $\text{Orb}_{\Psi_1}(\tilde{A})$, $\text{Orb}_{\Psi_2}(\tilde{B})$ are contained in the closures of bundles $\text{Bun}_{\Psi}(A, B)$, $\text{Bun}_{\Psi_1}(A)$, $\text{Bun}_{\Psi_2}(B)$ (also with respect to a coarser Zariski topology), respectively. Since orbits are algebraic submanifolds their dimensions are strictly smaller than dimensions of the later bundles; bundles and orbits are locally regular submanifolds and their manifold dimensions agree with their algebraic dimensions (see [5, Propositions 2.8.13, 2.8.14], [15, Exercise 14.1.]). \square

The closure graph for bundles (consist of one orbit) of 2×2 symmetric matrices with respect to T -conjugacy is very simple. We recall it for the sake of completeness (see also [24, Lemma 3.2]) and add a few technical properties that will be needed later on. (For closure graphs of all 2×2 or 3×3 matrices see [9].)

Lemma 3.2. *The closure graph for the action (3.2) (T -conjugacy on $\mathbb{C}_S^{2 \times 2}$) is*

$$(3.4) \quad 0_2 \rightarrow 1 \oplus 0 \rightarrow I_2,$$

where $\dim \text{Orb}(1 \oplus 0) = 2$, $\dim \text{Orb}(I_2) = 3$. Furthermore, let $B = \begin{bmatrix} a & b \\ b & b \end{bmatrix} \in \mathbb{C}_S^{2 \times 2}$, $\tilde{B} = \begin{bmatrix} \tilde{a} & \tilde{b} \\ \tilde{b} & \tilde{d} \end{bmatrix} \in \mathbb{C}_S^{2 \times 2}$ be such that $P^T A P = F + \tilde{B}$ for some $P = \begin{bmatrix} x & y \\ u & v \end{bmatrix} \in GL_2(\mathbb{C})$, $F = \begin{bmatrix} \epsilon_1 & \epsilon_2 \\ \epsilon_2 & \epsilon_4 \end{bmatrix} \in \mathbb{C}_S^{2 \times 2}$. Then the following statements hold

- (1) If \tilde{B}, B are vertices in the above graph (3.4), and such $\tilde{B} \not\rightarrow B$, then $\|F\| \geq 1$.
- (2) If $\tilde{B} \rightarrow B$, then there exist $\epsilon'_2, \epsilon''_2 \in \mathbb{C}$, $|\epsilon'_2|, |\epsilon''_2| \leq \begin{cases} \frac{\|F\|(4\|\tilde{B}\|+2+|\det \tilde{B}|)}{|\det \tilde{B}|}, & \det \tilde{B} \neq 0 \\ \sqrt{\|F\|(4\|\tilde{B}\|+3)}, & \det \tilde{B} = 0 \end{cases}$
so that the equations listed in the third column (and in the line corresponding to B) of the Table 2 are valid.

TABLE 2. Necessary conditions for $F = P^T B P - \tilde{B}$.

	B	
D1	$\begin{bmatrix} 0 & b \\ b & d \end{bmatrix}$	$u(-1)^l \sqrt{\det \tilde{B} + \tilde{b} + \epsilon'_2} = v(\tilde{a} + \epsilon_4), \quad v(-1)^l \sqrt{\det \tilde{B} + \tilde{b} + \epsilon''_2} = u(\tilde{d} + \epsilon_4)$
D2	$\begin{bmatrix} a & b \\ b & 0 \end{bmatrix}$	$y(i(-1)^l \sqrt{\det \tilde{B} + \tilde{b} + \epsilon'_2}) = x(\tilde{d} + \epsilon_4), \quad x(-1)^l \sqrt{\det \tilde{B} + \tilde{b} + \epsilon''_2} = y(\tilde{a} + \epsilon_1)$
D3	$\begin{bmatrix} 0 & b \\ b & 0 \end{bmatrix}$	$2bvx = i(-1)^l \sqrt{\det \tilde{B} + \tilde{b} + \epsilon'_2}, \quad 2buy = (-1)^l \sqrt{\det \tilde{B} + \tilde{b} + \epsilon''_2}$
D4	$0 \oplus d$	$u(\tilde{b} + \epsilon_2) = v(\tilde{a} + \epsilon_4), \quad v(\tilde{b} + \epsilon_2) = u(\tilde{d} + \epsilon_4)$
D5	$a \oplus 0$	$y(\tilde{b} + \epsilon_2) = x(\tilde{d} + \epsilon_4), \quad x(\tilde{b} + \epsilon_2) = y(\tilde{a} + \epsilon_1)$

The closure graph for bundles for the action Ψ_1 in (3.1) almost coincides with the closure graph for $*$ -conjugacy (see [13, Theorem 2.2] for the case of orbits). By an adaptation of [24, Lemma 3.4] we provide necessary conditions for the existing paths in the closure graph for bundles; see Lemma 3.3 (its proof is given in Sec. 4). As in the case of orbits these turn out to be very useful to find a lower bound for the distance from \tilde{A} to $\text{Bun}_{\Psi_1}(A)$ if $\tilde{A} \not\rightarrow A$ (see the proof of Theorem 3.5).

Lemma 3.3. *The closure graph for bundles for the action (3.1) is drawn in Figure 1. It contains six vertices corresponding to bundles with normal forms $0_2, 1 \oplus 0, I_2, 1 \oplus -1, \begin{bmatrix} 0 & 1 \\ 0 & 0 \end{bmatrix}, \begin{bmatrix} 0 & 1 \\ 1 & i \end{bmatrix}$ and two bundles with normal forms of type $1 \oplus e^{i\theta}$ and $\begin{bmatrix} 0 & 1 \\ \tau & 0 \end{bmatrix}$, $0 < \theta < \pi$, $0 < \tau < 1$. Furthermore, let \tilde{A}, A be normal forms in Figure 1, and let $E = cP^*AP - \tilde{A}$ for some $c \in S^1$, $P = \begin{bmatrix} x & y \\ u & v \end{bmatrix} \in GL_2(\mathbb{C})$, $E \in \mathbb{C}^{2 \times 2}$. Then one of the following statements holds:*

- (1) If $\tilde{A} \not\rightarrow A$, then there exists a positive constant μ such that $\sqrt{\|E\|} \geq \mu$.
- (2) If $\tilde{A} \rightarrow A$, then there is a constant $\nu > 0$ such that the moduli of the expressions (depending on c, P, A) listed in the fourth column (and in the line corresponding to \tilde{A}, A) of the Table 3 are bounded from above by $\nu\sqrt{\|E\|}$. (If $\tilde{A} \in GL_2(\mathbb{C})$ then also $\|E\| \leq \frac{|\det \tilde{A}|}{8\|\tilde{A}\|+4}$ is assumed.)

Remark 3.4. Constants μ or ν in Lemma 3.3 are calculated for any given pair \tilde{A}, A (see Lemma 3.1 and the proof of Lemma 3.3). In some cases finding them includes much more detailed analysis as in the case of orbits.

We are ready to state the main results of the paper. The following theorem describes the closure graph for bundles for the action (1.2). Its proof is obtained by adapting the proof for orbits in [24] significantly and it is given in Sec. 5.

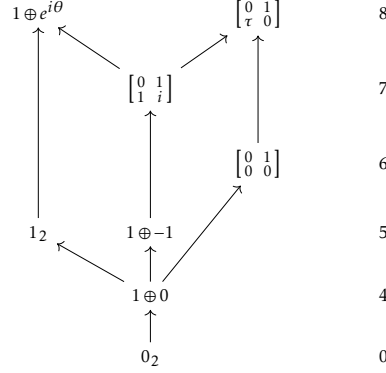


FIGURE 1. The closure graph (for bundles) for the action (3.1).

TABLE 3. Necessary conditions for Given $E = cP^*AP - \widetilde{A}$.

	\widetilde{A}	A		
C1	$\alpha \oplus 0$	I_2	$ x ^2 + u ^2 - c^{-1}\alpha, y^2, v^2$	$\alpha \in \{0, 1\},$
C2	$\alpha \oplus 0$	$1 \oplus e^{i\theta}$	$ x ^2 + e^{i\theta} u ^2 - c^{-1}\alpha, y ^2 + e^{i\theta} v ^2$ $\sin \theta \overline{u}v , \overline{x}y + \cos \theta \overline{u}v $	$\alpha \in \{0, 1\}, 0 < \theta < \pi$
C3	$\begin{bmatrix} 0 & 1 \\ 1 & \omega \end{bmatrix}$	$1 \oplus e^{i\theta}$	$ x ^2 - u ^2, y ^2 - v ^2, \overline{x}y - \overline{u}v - (-1)^k, \sin \theta $ $(\sin \theta) v ^2 - 1, (\sin \theta) u ^2, k = 0$	$0 < \theta < \pi, k \in \mathbb{Z}, \omega \in \{0, i\}$ $\omega = i$
C4	$\alpha \oplus 0$	$\begin{bmatrix} 0 & 1 \\ \tau & 0 \end{bmatrix}$	$\operatorname{Re}(\overline{y}v), (1 - \tau)\operatorname{Im}(\overline{y}v), \overline{x}v, \overline{u}y$ $(1 + \tau)\operatorname{Re}(\overline{x}u) + i(1 - \tau)\operatorname{Im}(\overline{x}u) - \frac{\alpha}{c}$	$0 \leq \tau < 1, \alpha \in \{0, 1\}$
C5	$\begin{bmatrix} 0 & 1 \\ 1 & \omega \end{bmatrix}$	$\begin{bmatrix} 0 & 1 \\ \tau & 0 \end{bmatrix}$	$\operatorname{Re}(\overline{x}u), (1 - \tau)\operatorname{Im}(\overline{x}u), (1 - \tau)^2, \overline{x}v + \overline{u}y - (-1)^k$ $(1 + \tau)\operatorname{Re}(\overline{y}v) + i(1 - \tau)\operatorname{Im}(\overline{y}v) - (-1)^k\omega$	$0 < \tau < 1, \omega \in \{0, i\}$ $k \in \mathbb{Z}$
C6	$\begin{bmatrix} \alpha & \beta \\ \beta & \omega \end{bmatrix}$	$\begin{bmatrix} 0 & 1 \\ 1 & 0 \end{bmatrix}$	$2\operatorname{Re}(\overline{y}v) - (-1)^k\omega, 2\operatorname{Re}(\overline{x}u) - (-1)^k\alpha$ $(\overline{x}v + \overline{u}y) - (-1)^k\beta$	$k \in \mathbb{Z}; \alpha = \omega = 0, \beta = 1$ or $\beta = 0, \alpha \in \{0, 1\}, \omega \in \{0, \pm \alpha\}$
C7	$\alpha \oplus 0$	$\begin{bmatrix} 0 & 1 \\ 1 & i \end{bmatrix}$	$\overline{x}v + \overline{u}y, \overline{u}v, \operatorname{Re}(\overline{y}u), v^2, 2\operatorname{Re}(\overline{x}u) + i u ^2 - \frac{\alpha}{c}$	$\alpha \in \{0, 1\}$
C8	$1 \oplus e^{i\theta}$	$1 \oplus e^{i\theta}$	$u^2, y^2, x ^2 - 1, v ^2 - 1$	$0 < \theta < \pi, 0 < \widetilde{\theta} < \pi$
C9	$\begin{bmatrix} \alpha & \beta \\ \beta & \omega \end{bmatrix}$	$\begin{bmatrix} 0 & 1 \\ 1 & i \end{bmatrix}$	$2\operatorname{Re}(\overline{x}u) - (-1)^k\alpha, 2\operatorname{Re}(\overline{y}v) - (-1)^k\operatorname{Re}(\omega)$ $\overline{x}v + \overline{u}y - (-1)^k\beta, u^2, v ^2 - (-1)^k\operatorname{Im}(\omega)$	$k \in \mathbb{Z}; \beta = 1, \alpha = 0, \omega \in \{0, i\}$ or $\beta = 0, -\omega = \alpha \in \{0, 1\}$
C10	$\begin{bmatrix} 0 & 1 \\ \tau & 0 \end{bmatrix}$	$\begin{bmatrix} 0 & 1 \\ \tau & 0 \end{bmatrix}$	$\overline{x}u, \overline{y}v, \overline{y}u, \overline{v}x - c^{-1}$ $c - (-1)^k$	$0 \leq \tau < 1, 0 < \tau < 1$ or $\tau = \widetilde{\tau} = 0$ $0 \leq \widetilde{\tau} < 1, 0 < \tau < 1, k \in \mathbb{Z}$
C11	$\alpha \oplus \omega$	$1 \oplus \sigma$	$ x ^2 + \sigma u ^2 - c^{-1}\alpha, \overline{x}y + \sigma\overline{u}v$ $ y ^2 + \sigma v ^2 - \sigma c^{-1}\omega$ $c - (-1)^k \quad (k = 0 \text{ for } \sigma = 1)$	$\alpha = 1, \omega \in \{\sigma, 0\}$ or $\alpha = \omega = 0$ $\sigma \in \{1, -1\}$ $\sigma = \omega \in \{1, -1\}, k \in \mathbb{Z}$
C12	$1 \oplus \sigma$	$1 \oplus e^{\theta}$	$ x ^2 + \sigma u ^2 - (-1)^k, \overline{x}y + \sigma\overline{u}v$ $ y ^2 + \sigma v ^2 - (-1)^k$ $c - (-1)^k \quad (k = 0 \text{ for } \sigma = 1)$	$0 \leq \theta \leq \pi$ $\sigma \in \{1, -1\}, k \in \mathbb{Z}$ $k \in \mathbb{Z}$
C13	$\alpha \oplus 0$	$1 \oplus 0$	$y^2, x ^2 - \alpha$ $c - 1$	$\alpha \in \{0, 1\}$ $\alpha = 1, \ E\ \leq \frac{1}{2}$
C14	$\begin{bmatrix} 0 & 1 \\ 1 & 0 \end{bmatrix}$	$1 \oplus -1$	$\overline{x}y - \overline{u}v - (-1)^k, x ^2 - u ^2, y ^2 - v ^2$	

Theorem 3.5. *Bundles with normal forms of the types from Lemma 2.1 are vertices in the closure graph for the action (1.2). The graph has the following properties:*

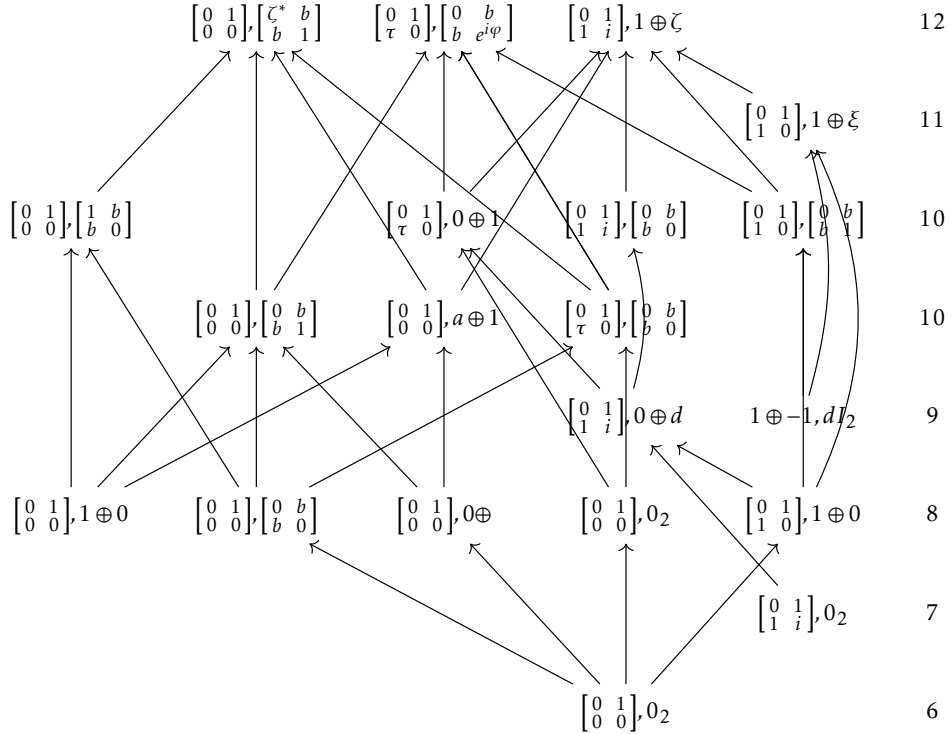
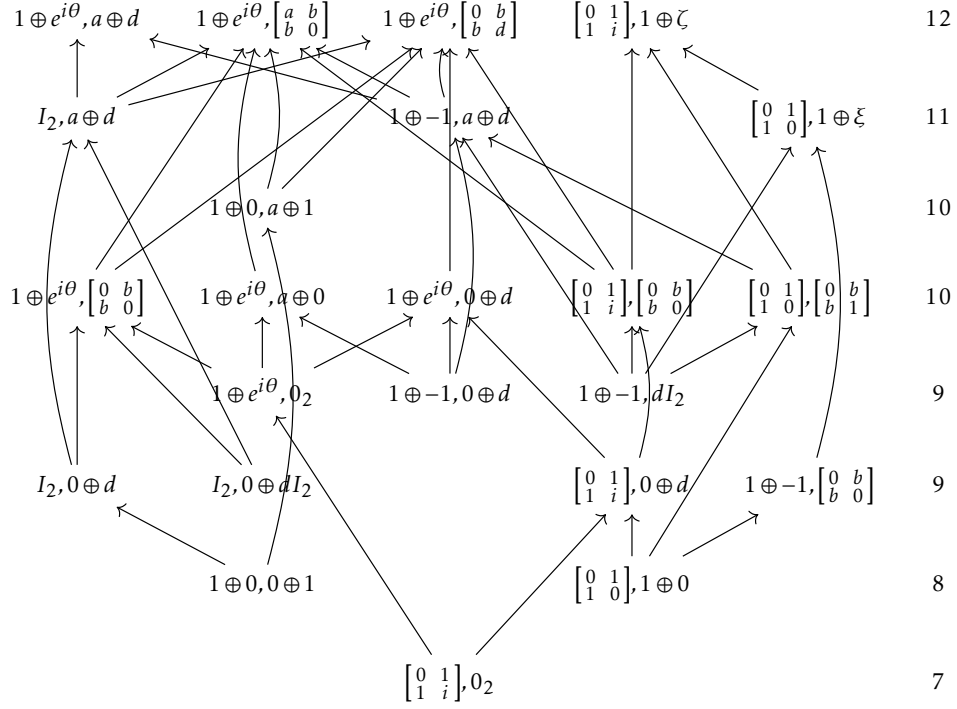
- (1) *There is a path from $(0_2, 0_2)$ to any bundle. There exist paths from $(1 \oplus 0, 0_2)$ to all bundles, except to $(0_2, B)$, $B \in \mathbb{C}_S^{2 \times 2}$. There is a path from $(1 \oplus 0, \tilde{a} \oplus 0)$ with $\tilde{a} > 0$ to all bundles, except to $(0_2, B)$ for $B \in \mathbb{C}_S^{2 \times 2}$ and $(A, 0_2)$, $0_2 \neq A \in \mathbb{C}^{2 \times 2}$.*
- (2) *There exist paths from $(0_2, 1 \oplus 0)$ (from $(0_2, I_2)$) to all bundles, except to $(A, 0_2)$, $A \in \mathbb{C}^{2 \times 2}$ (to (A, B) with $B \in \mathbb{C}_S^{2 \times 2} \setminus GL_2(\mathbb{C})$, $A \in \mathbb{C}^{2 \times 2}$). There exist paths from $(0_2, 1 \oplus 0)$ (from $(0_2, I_2)$) to all bundles, except to $(A, 0_2)$, $A \in \mathbb{C}^{2 \times 2}$ (to (A, B) with $B \in \mathbb{C}_S^{2 \times 2} \setminus GL_2(\mathbb{C})$, $A \in \mathbb{C}^{2 \times 2}$). There are paths from $(1 \oplus 0, \begin{bmatrix} 0 & 1 \\ 1 & 0 \end{bmatrix})$ to all bundles, except to $(0_2, B')$, $B' \in \mathbb{C}_S^{2 \times 2}$ and to (A, B) with $B \in \mathbb{C}_S^{2 \times 2} \setminus GL_2(\mathbb{C})$, $A \in \mathbb{C}^{2 \times 2}$.*
- (3) *From every bundle, except $(1 \oplus e^{i\theta}, B)$, $0 \leq \theta < \pi$, $B \in \mathbb{C}_S^{2 \times 2}$, there exists a path to the bundle $(\begin{bmatrix} 0 & 1 \\ \tau & 0 \end{bmatrix}, \begin{bmatrix} e^{i\varphi} & b \\ b & \zeta \end{bmatrix})$, $0 \leq \varphi < \pi$, $0 < b, \zeta \in \mathbb{C}$. From every bundle, except $(\begin{bmatrix} 0 & 1 \\ \tau & 0 \end{bmatrix}, B)$, $0 \leq \tau < 1$, $B \in \mathbb{C}_S^{2 \times 2}$, there exists a path to the bundle $(1 \oplus e^{i\theta}, \begin{bmatrix} a & \zeta^* \\ \zeta^* & d \end{bmatrix})$, $0 \leq \theta < \pi$, $0 < a, d, \zeta^* \in \mathbb{C}^*$.*
- (4) *All other paths not mentioned in (1), (2), (3) are noted in Figure 2. (The dimensions of bundles are indicated on the right.)*

Remark 3.6. If $(\tilde{A}, \tilde{B}) \not\rightarrow (A, B)$ in the closure graph for (1.2), it is possible to give some lower bound for the distance from (\tilde{A}, \tilde{B}) to the orbit of (A, B) ; this bound will be provided as part of the proof of Theorem 3.5 in Sec. 5. However, it makes the proof of the theorem much longer and more involved (intriguing inequalities and many tedious estimates). Note that in most cases one needs to consider non-linear equations with a larger set of parameters than in [24]. It makes a substantial difference in approaching technical problems.

The next result is an immediate consequence of Theorem 3.5 (see [24, corollary 3.8] for the analog result for the case of the closure graph for orbits).

Corollary 3.7. *Let M be a compact real 4-manifold embedded \mathcal{C}^2 -smoothly in a complex 3-manifold X and let $p_1, \dots, p_k \in M$ be its isolated complex points with the corresponding normal forms up to quadratic terms $(A_1, B_1), \dots, (A_k, B_k) \in \mathbb{C}^{n \times n} \times \mathbb{C}_S^{n \times n}$. Assume further that M' is a deformation of M obtained by a smooth isotopy of M , and let $p \in M'$ be a complex point with the corresponding normal form up to quadratic terms (A, B) . If the isotopy is sufficiently \mathcal{C}^2 -small then p is arbitrarily close to some p_{j_0} , $j_0 \in \{1, \dots, k\}$, and there exists $(A_{j_0}, B_{j_0}) \rightarrow (A, B)$ in the closure graph for bundles for the action (1.2).*

Remark 3.8. In the proof of Theorem 3.5 the lower estimates for the distances from normal forms to other bundles are provided, therefore it can be told how small the isotopy M' (of M) in the assumption of Corollary 3.7 needs to be.

FIGURE 2. All nontrivial paths $(\widetilde{A}, \widetilde{B}) \rightarrow (A, B)$ with

4. PROOF OF LEMMA 3.2 AND LEMMA 3.3

In this section we prove Lemma 3.2 and Lemma 3.3. We start with the technical lemma similar to [24, Lemma 4.1], but with slightly more detailed statements.

Lemma 4.1. *Suppose $P \in GL_2(\mathbb{C})$, $\tilde{A}, A, E, \tilde{B}, B, F \in \mathbb{C}^{2 \times 2}$, $c \in S^1$.*

(1) *If $cP^*AP = \tilde{A} + E$, $\|E\| \leq \min\{\frac{|\det \tilde{A}|}{8\|\tilde{A}\|+4}, 1\}$ it then follows that*

$$(4.1) \quad \sqrt{|\det A|} |\det P| = \sqrt{|\det \tilde{A}|} + r, \quad |r| \leq \begin{cases} \frac{\|E\|(4\|\tilde{A}\|+2)}{|\det \tilde{A}|}, & \det \tilde{A} \neq 0 \\ \sqrt{\|E\|(4\|\tilde{A}\|+2)}, & \det \tilde{A} = 0 \end{cases}.$$

Moreover, if $A, \tilde{A} \in GL_2(\mathbb{C})$ and denoting $\Delta = \arg\left(\frac{\det \tilde{A}}{\det A}\right)$ we have

$$(4.2) \quad c = (-1)^k e^{\frac{i\Delta}{2}} + g, \quad c^{-1} = (-1)^k e^{-\frac{i\Delta}{2}} + \bar{g}, \quad k \in \mathbb{Z}, |g| \leq \frac{\|E\|(8\|\tilde{A}\|+4)}{|\det \tilde{A}|}.$$

(2) *If $P^TBP = \tilde{B} + F$, $\|F\| \leq \min\{\frac{|\det \tilde{B}|}{4\|\tilde{B}\|+2}, 1\}$, then*

$$(4.3) \quad \sqrt{|\det B|} |\det P| = \sqrt{|\det \tilde{B}|} + r, \quad |r| \leq \begin{cases} \frac{\|F\|(4\|\tilde{B}\|+2)}{|\det \tilde{B}|}, & \det \tilde{B} \neq 0 \\ \sqrt{\|F\|(4\|\tilde{B}\|+2)}, & \det \tilde{B} = 0 \end{cases}.$$

(3) *Let further $A, \tilde{A} \in GL_2(\mathbb{C})$, $\|E\| \leq \min\{1, \|\tilde{A}^{-1}\|^{-1}, \frac{|\det \tilde{A}|}{8\|\tilde{A}\|+4}\}$ and $cP^*AP = \tilde{A} + E$, $P^TBP = \tilde{B} + F$. Then it follows that*

$$\begin{aligned} |\det \tilde{A} \det B| &= |\det \tilde{B} \det A| + r, \\ |r| &\leq \max\{\|E\|, \|F\|\} \frac{|\det A|}{|\det \tilde{A}|} (4 \max\{\|\tilde{A}\|, \|\tilde{B}\|, |\det \tilde{A}|, |\det \tilde{B}|\} + 2)^2. \end{aligned}$$

Moreover, if in addition B, \tilde{B} are nonsingular and $|\det A| = |\det \tilde{A}| = \|\tilde{A}\| = 1$, $\|E\|, \|F\| \leq \frac{|\det \tilde{B}|}{2(4 \max\{1, \|\tilde{B}\|, |\det \tilde{B}|\} + 2)^2}$, $\Gamma = \arg \frac{\det \tilde{B}}{\det B}$ we have

$$\det P = (-1)^l e^{i\frac{\Gamma}{2}} + p, \quad l \in \mathbb{Z}, \quad |p| \leq \max\{\|E\|, \|F\|\} \frac{5}{|\det \tilde{B}|} (4 \max\{1, \|\tilde{B}\|, |\det \tilde{B}|\} + 2)^2$$

Proof. First, we observe the following simple fact. For $\xi, \zeta, h \in \mathbb{C}$:

$$(4.4) \quad \xi = \zeta + h, |h| \leq \frac{|\zeta|}{2} \neq 0 \quad \text{implies} \quad \arg(\xi) - \arg(\zeta) = \psi \in (-\frac{\pi}{2}, \frac{\pi}{2}), |\sin \psi| \leq 2|\frac{h}{\zeta}|.$$

Indeed, we have $\xi \zeta^{-1} = 1 + \frac{h}{\zeta} = |1 + \frac{h}{\zeta}| e^{i\psi}$ with $|\frac{h}{\zeta}| \leq \frac{1}{2}$, hence $\psi \in (-\frac{\pi}{2}, \frac{\pi}{2})$ and $|\sin \psi| = \left| \operatorname{Im} \left(\frac{1 + \frac{h}{\zeta}}{|1 + \frac{h}{\zeta}|} \right) \right| \leq \frac{|\operatorname{Im} \frac{h}{\zeta}|}{|1 + \frac{h}{\zeta}|} \leq \frac{|\frac{h}{\zeta}|}{1 - |\frac{h}{\zeta}|} \leq \frac{2|h|}{|\zeta|}.$

Applying the triangle inequality, estimating the absolute values of the entries of the matrices by the max norm of the matrices, and by slightly simplifying, we obtain that for any $X, D \in \mathbb{C}^{2 \times 2}$:

$$(4.5) \quad \left| |\det(X+D)| - |\det(X)| \right| \leq |\det(X+D) - \det(X)| \leq \|D\| (4\|X\| + 2\|D\|).$$

Furthermore, by applying determinant to $cP^*AP = \tilde{A} + E$, $Q^TBQ = \tilde{B} + F$ we get

$$(4.6) \quad c^2 |\det P|^2 \det A = \det(\tilde{A} + E), \quad (\det Q)^2 \det B = \det(\tilde{B} + F).$$

Assuming $\|E\|, \|F\| \leq 1$ and applying (4.5) for $X = \widetilde{A}$, $D = E$ and $X = \widetilde{B}$, $D = F$ gives

$$(4.7) \quad \begin{aligned} |\det A| |\det P|^2 &= |\det \widetilde{A}| + p, & |p| &\leq \|E\| (4\|\widetilde{A}\| + 2), \\ \det B (\det Q)^2 &= \det \widetilde{B} + q, & |q| &\leq \|E\| (4\|\widetilde{B}\| + 2), \end{aligned}$$

respectively. We proceed by observing another simple fact. If $|s| \leq 1$ then

$$(4.8) \quad \sqrt{1+s} = (-1)^l (1+s'), \quad l \in \mathbb{Z}, \operatorname{Re}(s') \geq -1, |s'| \leq |s|.$$

To see this, we take $\rho = 1 + s'$ to be the square root of $1 + s$ (thus $\rho^2 = 1 + s$) with $\operatorname{Re}(\rho) \geq 0$ and $\operatorname{Re}(s') \geq -1$. It yields $|s'| = |\rho - 1| = \left| \frac{\rho^2 - 1}{\rho + 1} \right| \leq \frac{|s|}{1}$. For $\|E\| \leq \frac{|\det \widetilde{A}|}{4\|\widetilde{A}\|+2}$ and $\|F\| \leq \frac{|\det \widetilde{B}|}{4\|\widetilde{B}\|+2}$ ($|p| \leq |\det \widetilde{A}|, |q| \leq |\det \widetilde{B}|$) and applying (4.8) we obtain (4.1) and (2).

The right-hand side of (4.5) for X nonsingular and D with $\|D\| \leq 1$ leads to

$$(4.9) \quad \left| \frac{\det(X+D)}{\det(X)} - 1 \right| \leq \frac{\|D\| (4\|X\|+2)}{|\det X|}.$$

By assuming $\|E\| \leq \frac{|\det \widetilde{A}|}{8\|\widetilde{A}\|+4}$ and applying (4.4) to (4.9) for $X = \widetilde{A}$, $D = E$ we obtain

$$(4.10) \quad \psi = \arg\left(\frac{\det(\widetilde{A}+E)}{\det \widetilde{A}}\right) \in \left(-\frac{\pi}{2}, \frac{\pi}{2}\right), \quad |\sin \psi| \leq \frac{\|E\| (8\|\widetilde{A}\|+4)}{|\det \widetilde{A}|}.$$

From (4.6) we get

$$(4.11) \quad c^2 |\det P|^2 = \frac{\det(\widetilde{A}+E)}{\det A} = \frac{\det(\widetilde{A}+E)}{\det \widetilde{A}} \frac{\det \widetilde{A}}{\det A}$$

and it follows that $c = (-1)^k e^{i(\frac{\Delta}{2} + \frac{\psi}{2})}$, $k \in \mathbb{Z}$, $\Delta = \arg\left(\frac{\det \widetilde{A}}{\det A}\right)$. Using well known facts $e^{i\frac{\psi}{2}} = 1 + 2i \sin(\frac{\psi}{4}) e^{i\frac{\psi}{4}}$ and $2|\sin \frac{\psi}{4}| \leq |\frac{\psi}{2}| \leq |\sin \psi|$ for $\psi \in (-\frac{\pi}{2}, \frac{\pi}{2})$, we deduce (4.2).

We multiply the equations in (4.6) for $P = Q$ by $\det \widetilde{B}$ and $\det \widetilde{A}$. By comparing the absolute values of the expressions, and assuming $\|E\| \leq \|\widetilde{A}^{-1}\|^{-1}$ (hence $\widetilde{A} + E$ is nonsingular), we further deduce

$$(4.12) \quad |\det B| |\det(\widetilde{A})| = |\det A| \frac{|\det(\widetilde{A})| |\det(\widetilde{B}+F)|}{|\det(\widetilde{A}+E)|}.$$

Setting $d_{X,D} = |\det(X+D)| - |\det(X)|$ for $X = \widetilde{A}$, $D = E$ and $X = \widetilde{B}$, $D = F$ and by applying (4.5) we further obtain:

$$\left| \frac{|\det \widetilde{A}| |\det(\widetilde{B}+F)|}{|\det(\widetilde{A}+E)|} - |\det \widetilde{B}| \right| = \left| \frac{d_{\widetilde{B},F} |\det \widetilde{A}| - d_{\widetilde{A},E} |\det \widetilde{B}|}{d_{\widetilde{A},E} + |\det(\widetilde{A})|} \right| \leq \frac{|\det \widetilde{B}| \|E\| (4\|\widetilde{A}\|+2) + |\det \widetilde{A}| \|F\| (4\|\widetilde{B}\|+2)}{|\det \widetilde{A}| - \|E\| (4\|\widetilde{A}\|+2)},$$

provided that $\|E\| \leq \min\{1, \|\widetilde{A}^{-1}\|^{-1}, \frac{|\det \widetilde{A}|}{8\|\widetilde{A}\|+4}\}$, $\|F\| \leq 1$. Combining this with (4.12) yields

$$\begin{aligned} |r| &= \left| |\det \widetilde{A} \det B| - |\det \widetilde{B} \det A| \right| = |\det A| \left| \frac{|\det(\widetilde{A})| |\det(\widetilde{B}+F)|}{|\det(\widetilde{A}+E)|} - |\det \widetilde{B}| \right| \\ &\leq \frac{|\det A|}{|\det \widetilde{A}|} \max\{\|E\|, \|F\|\} 4 \max\{|\det \widetilde{A}|, |\det \widetilde{B}|\} (4 \max\{\|\widetilde{A}\|, \|\widetilde{B}\|\} + 2) \end{aligned}$$

Furthermore, if B, \widetilde{B} are nonsingular and $|\det A| = |\det \widetilde{A}| = \|\widetilde{A}\| = 1$, $\|F\| \leq \frac{|\det \widetilde{B}|}{4\|\widetilde{B}\|+2}$ it then follows $|\det B| = |\det \widetilde{B}| + r$. Combining it with (4.9) for $X = \widetilde{B}$, $D = F$ and the second equation of (4.6) for $Q = P$ yields

$$(\det P)^2 = \frac{\det(\widetilde{B}+F)}{\det \widetilde{B}} \frac{\det \widetilde{B}}{\det B} = e^{i\Gamma} \left(1 - \frac{r}{|\det \widetilde{B}|+r}\right) (1 + \epsilon')$$

where we denoted $\Gamma = \arg \frac{\det \tilde{B}}{\det B}$ and we have $|\epsilon'| \leq \|F\| \frac{4\|\tilde{B}\|+2}{|\det \tilde{B}|}$ (see (4.9) for $X = \tilde{B}$, $D = F$). Provided that $\|E\|, \|F\| \leq \frac{|\det \tilde{B}|}{2(4\max\{1, \|\tilde{B}\|, \det \tilde{B}\}+2)^2}$ we assure $|r| \leq \frac{|\det \tilde{B}|}{2}$. Finally, making a few simple estimates and applying (4.8) completes the proof of (3). \square

We proceed with a short and simple proof of Lemma 3.2.

Proof of Lemma 3.2. The first part follows directly by applying Autonne-Takagi factorization (see e.g. [17, Corollary 4.4.4]), though in the case of 2×2 matrices it can be obtained by a simple straightforward calculation. It implies that any complex symmetric matrix is T -congruent to a diagonal matrix with ones and zeros on the diagonal. This yields three bundles (orbits), each containing matrices of the same rank.

We write the matrix equation $P^T AP = F + \tilde{B}$ for $B = \begin{bmatrix} 0 & b \\ b & d \end{bmatrix}$ componentwise:

$$(4.13) \quad \begin{aligned} 2bux + du^2 &= \tilde{a} + \epsilon_1 \\ bvx + buy + duv &= \tilde{b} + \epsilon_2 \\ 2byv + dv^2 &= \tilde{d} + \epsilon_4. \end{aligned}$$

Multiplying $\det P = vx - uy$ with b and then adding and subtracting it from the second equation of (4.13) yields

$$(4.14) \quad 2bvx + duv = b \det P + \tilde{b} + \epsilon_2, \quad 2buy + duv = \tilde{b} + \epsilon_2 - b \det P,$$

respectively. For $b = 0$ we have (D3). Multiplying the first (the second) equation of (4.14) by u (by v) and comparing it with the first (the last) equation of (??), multiplied by v (u), gives

$$(4.15) \quad u(b \det P + \tilde{b} + \epsilon_2) = v(\tilde{a} + \epsilon_4), \quad v(-b \det P + \tilde{b} + \epsilon_2) = u(\tilde{d} + \epsilon_4).$$

For $b = 0$ we get (D4). Further, since $\det B = -b^2$ we deduce from Lemma ?? that

$$(4.16) \quad b \det P = i(-1)^l \sqrt{\det \tilde{B}} + r, \quad l \in \mathbb{Z} |r| \leq \begin{cases} \frac{\|F\| (4\|\tilde{B}\|+2)}{|\det \tilde{B}|}, & \det \tilde{B} \neq 0 \\ \sqrt{\|F\| (4\|\tilde{B}\|+2)}, & \det \tilde{B} = 0 \end{cases}.$$

Together with (4.15) this concludes the proof for (D1).

The matrix equation $P^T AP = F + \tilde{B}$ for $B = \begin{bmatrix} a & b \\ b & 0 \end{bmatrix}$ componentwise yields

$$(4.17) \quad \begin{aligned} ax^2 + 2bux &= \tilde{a} + \epsilon_1 \\ axy + bvx + buy &= \tilde{b} + \epsilon_2 \\ ay^2 + 2byv &= \tilde{d} + \epsilon_4. \end{aligned}$$

Adding and subtracting $b \det P = b(vx - uy)$ from the second equation of (??) yields

$$2bvx + axy = b \det P + \tilde{b} + \epsilon_2, \quad 2buy + axy = \tilde{b} + \epsilon_2 - b \det P,$$

respectively. Multiplying the first (the second) equation by y (by x) and comparing it with the last (the first) equation of (??), multiplied by x (y), gives

$$(4.18) \quad y(b \det P + \tilde{b} + \epsilon_2) = x(\tilde{d} + \epsilon_4), \quad x(-b \det P + \tilde{b} + \epsilon_2) = y(\tilde{a} + \epsilon_1).$$

For $b = 0$ we get (D5). Using (4.16), (4.18) we obtain (D2). \square

To make the paper self-contained we give a complete proof of the following lemma, although in some case it coincides with Lemma [24, Lemma 3.3].

Proof of Lemma 3.3. For actions Ψ, Ψ_1 (see (1.2) and (3.1)), it follows that $(A', B') \in \text{Orb}_\Psi(A, 0)$ if and only if $B' = 0$ and $A' \in \text{Orb}_{\Psi_1}(A)$. Hence $\dim(\text{Orb}_{\Psi_1}(A)) = \dim(\text{Orb}_\Psi(A, 0))$, where dimensions of orbits of Ψ_1 are obtained from Lemma 2.1.

To prove $\widetilde{A} \rightarrow A$ it suffices to find $c(s) \in S^1, P(s) \in GL_2(\mathbb{C}), A_s \in \text{Bun}(A)$ so that

$$(4.19) \quad c(s)(P(s))^* A_s P(s) - \widetilde{A} \rightarrow 0 \text{ as } s \rightarrow 0.$$

Trivially $0_2 \rightarrow 1 \oplus 0$. Further, to see $\begin{bmatrix} 0 & 1 \\ 0 & 0 \end{bmatrix} \rightarrow \begin{bmatrix} 0 & 1 \\ \tau & 0 \end{bmatrix}, 0 < \tau < 1$, and $1 \oplus e^{i\bar{\theta}} \rightarrow 1 \oplus e^{i\theta}, \bar{\theta} \in \{0, \pi\}$, we take $\tau \rightarrow 0$ and $\theta \rightarrow \bar{\theta}$. It is also straightforward to see that $A_s = 1 \oplus \lambda$ with $P(s) = 1 \oplus s, c(s) = 1$ in (4.19) yields $1 \oplus 0 \rightarrow 1 \oplus \lambda$, while to prove $1 \oplus 0 \rightarrow \begin{bmatrix} 0 & 1 \\ \tau & 0 \end{bmatrix}, 0 \leq \tau \leq 1$, and $1 \oplus -1 \rightarrow \begin{bmatrix} 0 & 1 \\ 1 & i \end{bmatrix}$, we take $P(s) = \frac{1}{\sqrt{1+\tau}} \begin{bmatrix} 1 & 0 \\ 1 & s \end{bmatrix}$ and $P(s) = \frac{1}{2} \begin{bmatrix} 1 & 1 \\ s & -s \end{bmatrix}$, respectively, and in both cases with $c(s) = 1$. It is then left to find necessary conditions for the existence of these paths, i.e. given \widetilde{A}, E and the type of A satisfying

$$(4.20) \quad cP^*AP = \widetilde{A} + E, \quad c \in S^1, P \in GL_2(\mathbb{C}),$$

we must find out how c, P, A depend on E .

On the other hand, if (4.20) fails for every sufficiently small E , it gives $\widetilde{A} \not\rightarrow A$. To prove (1), lower estimates for $\|E\|$ will be provided in such cases. This can easily be shown for $\widetilde{A} \neq 0, A = 0$ and $\det \widetilde{A} \neq 0, \det A = 0$ (see Lemma 3.1 (1) (b)). (Note that all matrices of any bundle with respect to the action ψ_1 are either singular or nonsingular.) Continuity of the determinant immediately implies $\widetilde{A} \not\rightarrow A$. Moreover, it is well known that the distance from a nonsingular matrix X to the nearest singular matrix with respect to the norm $\|\cdot\|$ is equal to $\|X^{-1}\|^{-1}$ (see e.g. [17, Problem 5.6.P47]). Thus $\widetilde{A} + E \notin \text{Bun}_{\Psi_1}(A)$ for $\|E\| < \|\widetilde{A}^{-1}\|^{-1}$. Trivially, if $\widetilde{A} \neq 0, \|E\| < \|\widetilde{A}\|$, then $\widetilde{A} + E \neq 0$.

Throughout the rest of the proof we denote

$$(4.21) \quad \widetilde{A} = \begin{bmatrix} \alpha & \beta \\ \gamma & \omega \end{bmatrix}, \quad E = \begin{bmatrix} \epsilon_1 & \epsilon_2 \\ \epsilon_3 & \epsilon_4 \end{bmatrix}, \quad P = \begin{bmatrix} x & y \\ u & v \end{bmatrix},$$

and split our consideration of the remaining paths $\widetilde{A} \rightarrow A$ into several cases.

Case I. $A = \begin{bmatrix} 0 & 1 \\ 1 & i \end{bmatrix}$

It is straightforward to compute

$$cP^*AP = c \begin{bmatrix} \bar{x} & \bar{u} \\ \bar{y} & \bar{v} \end{bmatrix} \begin{bmatrix} 0 & 1 \\ 1 & i \end{bmatrix} \begin{bmatrix} x & y \\ u & v \end{bmatrix} = c \begin{bmatrix} 2\text{Re}(\bar{x}u) + i|u|^2 & \bar{x}v + \bar{u}y + i\bar{u}v \\ \overline{(\bar{x}v + \bar{u}y) + i\bar{u}v} & 2\text{Re}(\bar{y}v) + i|v|^2 \end{bmatrix}.$$

Multiplying equations (4.20) by c^{-1} and then writing them componentwise yields

$$(4.22) \quad \begin{aligned} 2\text{Re}(\bar{x}u) + i|u|^2 &= c^{-1}(\alpha + \epsilon_1), & \bar{x}v + \bar{u}y + i\bar{u}v &= c^{-1}(\beta + \epsilon_2), \\ \overline{(\bar{x}v + \bar{u}y) + i\bar{u}v} &= c^{-1}(\gamma + \epsilon_3), & 2\text{Re}(\bar{y}v) + i|v|^2 &= c^{-1}(\omega + \epsilon_4). \end{aligned}$$

The real and the imaginary parts of the first and the last equation of (4.22) give:

$$(4.23) \quad \begin{aligned} 2\text{Re}(\bar{x}u) &= \text{Re}(c^{-1}\alpha) + \text{Re}(c^{-1}\epsilon_1), & |u|^2 &= \text{Im}(c^{-1}\alpha) + \text{Im}(c^{-1}\epsilon_1), \\ 2\text{Re}(\bar{y}v) &= \text{Re}(c^{-1}\omega) + \text{Re}(c^{-1}\epsilon_4), & |v|^2 &= \text{Im}(c^{-1}\omega) + \text{Im}(c^{-1}\epsilon_4), \end{aligned}$$

while by adding (subtracting) the second and the complex-conjugated third equation of (4.22) for $\beta, \gamma \in \mathbb{R}$ we deduce

$$(4.24) \quad \begin{aligned} 2i\bar{u}v &= (c^{-1}\beta - \bar{c}^{-1}\gamma) + (c^{-1}\epsilon_2 - \bar{c}^{-1}\epsilon_3), \\ 2(\bar{x}v + \bar{u}y) &= (c^{-1}\beta + \bar{c}^{-1}\gamma) + (c^{-1}\epsilon_2 + \bar{c}^{-1}\epsilon_3). \end{aligned}$$

$$(a) \quad \tilde{A} = \begin{bmatrix} 0 & 1 \\ \tau & 0 \end{bmatrix}, 0 \leq \tau < 1$$

For $\alpha = \omega = 0$ the second and the last equation of (4.23) give $|u|^2 \leq \|E\|$ and $|v|^2 \leq \|E\|$ (hence $|uv| \leq \|E\|$). Further, the first equation of (4.24) for $\beta = 1, \gamma = \tau$ yields

$$2|\bar{u}v| \geq |c^{-1}| - |\bar{c}^{-1}\tau| - |c^{-1}\epsilon_2| - |\bar{c}^{-1}\epsilon_3| \geq 1 - \tau - 2\|E\|.$$

If $\|E\| < \frac{1-\tau}{2}$ we get a contradiction (remember $1 > \tau \geq 0$).

$$(b) \quad \tilde{A} = \alpha \oplus 0, \quad \alpha \in \{0, 1\}$$

The first and the last equation of (4.22) for $\omega = 0$ imply

$$|2\operatorname{Re}(\bar{x}u) + i|u|^2 - c^{-1}\alpha| \leq \|E\|, \quad |v|^2 \leq \|E\|, \quad |2\operatorname{Re}(\bar{y}v)| \leq \|E\|,$$

respectively. Next, from (4.24) for $\beta = \gamma = 0$ we obtain

$$(4.25) \quad |\bar{x}v + \bar{u}y| \leq \|E\|, \quad |\bar{u}v| \leq \|E\|.$$

Thus the first part of (2) for (C7) follows.

$$(c) \quad \det \tilde{A} = e^{i\vartheta}, \quad 0 \leq \vartheta \leq \pi, \quad \|\tilde{A}\| = 1$$

By (4.2) in Lemma 4.1 we have $c^{-1} = i(-1)^k e^{-i\frac{\vartheta}{2}} + \bar{g}$ with $k \in \mathbb{Z}, |g| \leq 12\|E\|$, provided that $\|E\| \leq \frac{1}{12}$. Using this and rearranging the terms in (4.23), (4.24) we deduce:

$$(4.26) \quad \begin{aligned} \bar{x}v + \bar{u}y - \frac{i(-1)^k}{2}(e^{-i\frac{\vartheta}{2}}\beta - e^{i\frac{\vartheta}{2}}\gamma) &= \frac{1}{2}(\bar{g}\beta + g\gamma + c^{-1}\epsilon_2 + \bar{c}^{-1}\epsilon_3) \\ 2\operatorname{Re}(\bar{x}u) - (-1)^k \operatorname{Re}(ie^{-i\frac{\vartheta}{2}}\alpha) &= \operatorname{Re}(c^{-1}\epsilon_1 + \alpha\bar{g}), \quad |u|^2 = (-1)^k \operatorname{Im}(ie^{-i\frac{\vartheta}{2}}\alpha) + \operatorname{Im}(c^{-1}\epsilon_1 + \alpha\bar{g}), \\ 2\operatorname{Re}(\bar{y}v) - (-1)^k \operatorname{Re}(ie^{-i\frac{\vartheta}{2}}\omega) &= \operatorname{Re}(c^{-1}\epsilon_4 + \omega\bar{g}), \quad |v|^2 = (-1)^k \operatorname{Im}(ie^{-i\frac{\vartheta}{2}}\omega) + \operatorname{Im}(c^{-1}\epsilon_4 + \omega\bar{g}). \end{aligned}$$

Observe that for $\beta = \gamma$ the first equation in (4.26) yields

$$(4.27) \quad |(\bar{x}v + \bar{u}y) - (-1)^k \beta \sin(\frac{\vartheta}{2})| \leq 12|\beta|\|E\| + \|E\|,$$

while for $\omega = 0$ the last equation of (4.22) implies that $2|\operatorname{Re}(\bar{y}u)| \leq \|E\|, |v|^2 \leq \|E\|$.

$$(i) \quad \tilde{A} = 1 \oplus e^{i\vartheta}, \quad 0 \leq \vartheta < \pi$$

After multiplying the third and the fifth equation of (4.26) for $\alpha = 1, \omega = e^{i\bar{\theta}}, \beta = \gamma = 0$, estimating the imaginary parts by its moduli, applying the triangle inequality and using $|g| \leq 12\|E\|$, we obtain

$$\begin{aligned} |uv|^2 &\geq \left| \cos(\frac{\vartheta}{2})\cos(\frac{\vartheta}{2}) \right| - |c^{-1}\epsilon_4 + \omega\bar{g}| - |c^{-1}\epsilon_1 + \alpha\bar{g}| - |(c^{-1}\epsilon_1 + \alpha\bar{g})(c^{-1}\epsilon_4 + \omega\bar{g})| \\ &\geq \frac{1}{2}|1 + \cos \vartheta| - 26\|E\| - 169\|E\|^2. \end{aligned}$$

Combining it with (4.25) and $\|E\| \geq \|E\|^2$ leads to a contradiction for $\|E\| < \frac{|1 + \cos \vartheta|}{392}$.

$$(ii) \quad \tilde{A} \text{ is either equal to } 1 \oplus -1, \begin{bmatrix} 0 & 1 \\ 1 & 0 \end{bmatrix} \text{ or } \begin{bmatrix} 0 & 1 \\ 1 & i \end{bmatrix} \quad (\vartheta = \pi)$$

The statement (2) for (C9) follows immediately from (4.26), (4.27) for $\vartheta = \pi$ and either $\alpha = 1, \omega = -1, \beta = 0$ or $\alpha = \omega = 0, \beta = 1$ or $\alpha = 0, \beta = 1, \omega = i$.

Case II. $A = 1 \oplus \lambda$, $|\lambda| \in \{1, 0\}$

We have

$$cP^*AP = c \begin{bmatrix} \bar{x} & \bar{u} \\ \bar{y} & \bar{v} \end{bmatrix} \begin{bmatrix} 1 & 0 \\ 0 & \lambda \end{bmatrix} \begin{bmatrix} x & y \\ u & v \end{bmatrix} = c \begin{bmatrix} |x|^2 + \lambda|u|^2 & \bar{x}y + \lambda\bar{u}v \\ \bar{y}x + \lambda\bar{v}u & |y|^2 + \lambda|v|^2 \end{bmatrix}.$$

Thus (4.20) multiplied by c^{-1} and written componentwise (also rearranged) yields:

$$(4.28) \quad \begin{aligned} |x|^2 + \lambda|u|^2 - c^{-1}\alpha &= c^{-1}\epsilon_1, & \bar{x}y + \lambda\bar{u}v - c^{-1}\beta &= c^{-1}\epsilon_2, \\ \bar{y}x + \lambda\bar{v}u - c^{-1}\gamma &= c^{-1}\epsilon_3, & |y|^2 + \lambda|v|^2 - c^{-1}\omega &= c^{-1}\epsilon_4. \end{aligned}$$

Subtracting the second complex-conjugated equation (and multiplied by λ) from the third equation (and multiplied by $\bar{\lambda}$) for $\beta, \gamma \in \mathbb{R}$ further gives

$$(4.29) \quad \begin{aligned} 2\operatorname{Im}(\lambda)\bar{v}u - c^{-1}\gamma + \bar{c}^{-1}\beta &= c^{-1}\epsilon_3 - \bar{c}^{-1}\bar{\epsilon}_2, \\ -2\operatorname{Im}(\lambda)\bar{y}x - c^{-1}\bar{\lambda}\gamma + \bar{c}^{-1}\lambda\beta &= c^{-1}\bar{\lambda}\epsilon_3 - \bar{c}^{-1}\lambda\bar{\epsilon}_2. \end{aligned}$$

(a) $\lambda = e^{i\theta}$, $0 \leq \theta \leq \pi$ From (4.29) for $\beta = \gamma = 0$, $\operatorname{Im}(\lambda) = \sin \theta$ we get

$$(4.30) \quad |(\sin \theta)\bar{v}u| \leq \|E\|, \quad |(\sin \theta)\bar{x}y| \leq \|E\|.$$

By taking the imaginary and the real parts of the first and the last equation of (4.28) for $\lambda = e^{i\theta}$ we obtain

$$(4.31) \quad \begin{aligned} (\sin \theta)|u|^2 &= \operatorname{Im}(c^{-1}\alpha + c^{-1}\epsilon_1), & |x|^2 + (\cos \theta)|u|^2 &= \operatorname{Re}(c^{-1}\alpha + c^{-1}\epsilon_1), \\ (\sin \theta)|v|^2 &= \operatorname{Im}(c^{-1}\omega + c^{-1}\epsilon_1), & |y|^2 + (\cos \theta)|v|^2 &= \operatorname{Re}(c^{-1}\omega + c^{-1}\epsilon_1). \end{aligned}$$

If $\alpha = 0$ then we further have

$$(4.32) \quad \sin \theta|u|^2 \leq \|E\|, \quad \sin \theta|x|^2 \leq \|E\|(\sin \theta + |\cos \theta|),$$

while for $\omega = 0$ it follows that

$$(4.33) \quad \sin \theta|v|^2 \leq \|E\|, \quad \sin \theta|y|^2 \leq \|E\|(\sin \theta + |\cos \theta|).$$

$$(i) \quad \tilde{A} = \begin{bmatrix} 0 & 1 \\ \tilde{\tau} & 0 \end{bmatrix}, 0 \leq \tilde{\tau} \leq 1$$

If $\tilde{\tau} \neq 1$, then applying the triangle inequality to the first equation of (4.29) for $\beta = 1$, $\gamma = \tilde{\tau}$, $\operatorname{Im}(\lambda) = \sin \theta$ and using the first estimates of (4.33), (4.32) give $2\|E\| \geq 2|\sin \theta|uv| \geq |1 - \tilde{\tau}| - 2\|E\|$, which fails for $\|E\| < \frac{1-\tilde{\tau}}{4}$.

Let further assume $\tilde{\tau} = 1$. Applying the triangle inequality to the second equation of (4.28), and using the inequalities (4.33), (4.32) leads to an inequality:

$$\sin \theta(1 - \|E\|) \leq \sin \theta|\bar{x}y + \lambda\bar{u}v| \leq \|E\|(\sin \theta + |\cos \theta| + 1),$$

so $\|E\| \geq \frac{\sin \theta}{1 + 2\sin \theta + |\cos \theta|} \geq \frac{\sin \theta}{4}$. Thus $|\cos \theta|^2 \geq 1 - 16\|E\|^2$. Now, $0 \leq \theta < \frac{\pi}{2}$ would yield (θ close to 0) that $|x|^2, |y|^2, |u|^2, |v|^2 \leq \frac{\|E\|}{\sqrt{1-16\|E\|^2}}$ (see (4.33) for $\alpha = \omega = 0$) and

for $\|E\|$ small enough (such that $1 > 2\frac{\|E\|}{\sqrt{1-16\|E\|^2}} + \|E\|$) the second equation of (4.28)

for $\beta = 1$ would fail to hold. Hence θ is close to π ($\pi \geq \theta > \frac{\pi}{2}$) and $\frac{1+\cos \theta}{\sin \theta} = \cot \frac{\theta}{2} \leq 1$ (even close to 0). From the second (fourth) equation of (4.31) for $\alpha = \omega = 0$ and the first estimates of (4.32), (4.33) it then follows that

$$(4.34) \quad \begin{aligned} \left| |x|^2 - |u|^2 \right| - \|E\| &\leq \left| |x|^2 - |u|^2 + (1 + \cos \theta)|u|^2 \right| = \left| |x|^2 + \cos \theta|u|^2 \right| \leq \|E\|, \\ \text{(and similarly } |y|^2 - |v|^2| &\leq 2\|E\|). \end{aligned}$$

Further, when $\tilde{\tau} = 1$ we have $c^{-1} = (-1)^k e^{i\frac{\theta-\pi}{2}} + \bar{g} = (-1)^k \sin \frac{\theta}{2} + i(-1)^k \cos \frac{\theta}{2} + \bar{g} = (-1)^k \sin \frac{\theta}{2} + k + \bar{g}$, $|\bar{g}| \leq 12\|E\|$, $|k| \leq \sqrt{\frac{\|E\|}{2}}$ (use half-angle formula). The second equation of (4.28) now yields

$$(4.35) \quad |\bar{x}y - \bar{u}v - (-1)^k| \leq (1 + \cos \theta)|\bar{u}v| + |1 - \sin \frac{\theta}{2}| + \|E\| \leq 3\|E\|.$$

Here we used the estimate $|1 - \sin \frac{\theta}{2}| = |\frac{1+\cos \theta}{1+\sin \frac{\theta}{2}}| \leq |\sin \theta|$. This concludes the proof of (2) with (C14) and (C3) for $\omega = 0$.

$$(ii) \quad \tilde{A} = \begin{bmatrix} 0 & 1 \\ 1 & i \end{bmatrix}$$

By (4.2) in Lemma 4.1 we have $c^{-1} = -i(-1)^k e^{i\frac{\theta}{2}} + \bar{g}$, $|g| \leq 12\|E\|$, provided that $\|E\| \leq \frac{1}{12}$. Next, for we use (4.31) for $\omega = i$, $c^{-1} = -i(-1)^k e^{i\frac{\theta}{2}} + \bar{g}$ to get

$$(4.36) \quad \begin{aligned} |(\sin \theta)|v|^2 - (-1)^k \sin(\frac{\theta}{2})| &= |\operatorname{Im}(i\bar{g} + c^{-1}\epsilon_4)| \leq 13\|E\|, \\ |\sin \theta||y|^2 &= |\sin \theta| \left| (-1)^k \cos(\frac{\theta}{2}) + \operatorname{Re}(i\bar{g} + c^{-1}\epsilon_4) - \cos \theta |v|^2 \right| \\ &\leq (\sin \theta + |\cos \theta|)(1 + 13\|E\|). \end{aligned}$$

Applying this and (4.32) to the second equation of (4.28) for $\beta = 1$, $\lambda = e^{i\theta}$ gives

$$|\sin \theta|(1 - \|E\|) \leq |\sin \theta| |\bar{x}y + e^{i\theta} \bar{u}v| \leq (|\cos \theta| + \sin \theta + 1) \sqrt{\|E\|(1 + 13\|E\|)}.$$

Thus $\sin \theta \leq 7\sqrt{\|E\|}$. Thus $|\cos \theta|^2 \geq 1 - 49\|E\|$. Now, $0 \leq \theta < \frac{\pi}{2}$ (θ close to 0) in the second and the last equation of (4.31) for $\alpha = 0$, $\omega = i$ implies that $|x|^2, |u|^2 \leq \frac{\|E\|}{\sqrt{1-49\|E\|}}$ and $|y|^2, |v|^2 \leq \frac{1+\|E\|}{\sqrt{1-49\|E\|}}$, respectively. For $\|E\|$ small enough (such that $1 > 2\frac{\sqrt{\|E\|(1+\|E\|)}}{\sqrt{1-49\|E\|}} + \|E\|$) the second equation of (4.28) for $\beta = 1$ fail to hold. If θ is close to π ($\pi \geq \theta > \frac{\pi}{2}$) and $\frac{1+\cos \theta}{\sin \theta} = \cot \frac{\theta}{2} \leq 1$ (even close to 0). Next, since $\pi - \theta \in (0, \frac{\pi}{2})$ and hence $|\cos \frac{\theta}{2}| = |\sin(\frac{\pi-\theta}{2})| \leq |\sin(\pi - \theta)| = |\sin \theta| \leq 7\sqrt{\|E\|}$, we get

$$1 - \sin \frac{\theta}{2} = 1 - \sqrt{1 - \cos^2 \frac{\theta}{2}} = \frac{49\|E\|}{1 + \sqrt{1-49\|E\|}} \leq \frac{98}{3}\|E\|,$$

provided that $\|E\| \leq \frac{1}{98}$. Similarly as we concluded (4.34), (4.35), we only use (4.36) instead of (4.33), and we obtain

$$(4.37) \quad \begin{aligned} ||x|^2 - |u|^2|, |y|^2 - |v|^2| &\leq \|E\| + \sqrt{\|E\|(1 + 13\|E\|)} \\ |\bar{x}y - \bar{u}v - 1| &\leq \|E\| + \sqrt{\|E\|(1 + 13\|E\|)} + 7\sqrt{\|E\|}. \\ |(\sin \theta)|v|^2 - 1| &\leq 13\|E\| + \frac{98}{3}\|E\| \end{aligned}$$

(Clearly $k = 0$ here.) It is not too difficult to find $A_s = 1 \oplus e^{is}$, $c(s) = 1$, $P(s) = \frac{1}{\sqrt{\sin s}} \begin{bmatrix} \sqrt[4]{\sin s} & e^{i\varphi} \\ \sqrt[4]{\sin s} & e^{-i\varphi} \end{bmatrix}$ with φ such that $\cos(\varphi(s)) = (\sin s)^{\frac{3}{4}}$ and so that (4.19) is fulfilled. Thus (C3) for $\omega = i$ is proved. To conclude, the third equation of (4.31) for $\theta = \pi$, $\omega = i$ yields $0 = (-1)^k + \operatorname{Im}(i\bar{g} + c^{-1}\epsilon_4)$, which fails for $\|E\| < \frac{1}{13}$.

$$(iii) \quad \tilde{A} = \alpha \oplus 0, \alpha \in \{0, 1\}$$

By (4.30) and the second equation of (4.28) we have

$$(4.38) \quad |\bar{x}y + \cos \theta \bar{u}v| \leq 2\|E\|.$$

If $\theta = 0$ ($0 < \theta \leq \pi$) equations (4.31), (4.38), (4.29) for $\alpha = 1$, $\omega = \beta = \gamma = 0$, $\lambda = e^{i\theta}$ give (C1) ((2) with (C11) for $\omega = 0$, $\sigma = -1$) and (C2).

$$(iv) \quad \widetilde{A} = 1 \oplus \widetilde{\theta}, \quad 0 \leq \widetilde{\theta} \leq \pi.$$

By (4.2) (Lemma 4.1) we have $c^{-1} = (-1)^k e^{i\frac{\theta-\widetilde{\theta}}{2}} + \overline{g}$, $|\overline{g}| \leq 12\|E\|$, assuming that $\|E\| \leq \frac{1}{12}$. Thus the first and the last equation of (4.28) for $\alpha = 1$, $\omega = e^{i\theta}$ are of the form:

$$(4.39) \quad \begin{aligned} |x|^2 + e^{i\theta}|u|^2 &= (-1)^k e^{i\frac{\theta-\widetilde{\theta}}{2}} + (\overline{g} + c^{-1}\epsilon_1), \\ |y|^2 + e^{i\theta}|v|^2 &= (-1)^k e^{i\frac{\theta+\widetilde{\theta}}{2}} + (\overline{g}e^{i\widetilde{\theta}} + c^{-1}\epsilon_4). \end{aligned}$$

We now take the imaginary parts of equations (4.39), slightly rearrange the terms and use the triangle inequality:

$$(4.40) \quad \begin{aligned} |u|^2 \sin \theta - (-1)^k \sin\left(\frac{\theta-\widetilde{\theta}}{2}\right) &\leq |\operatorname{Im}(\overline{g}) + \operatorname{Im}(\epsilon_1)| \leq 13\|E\|, \\ |v|^2 \sin \theta - (-1)^k \sin\left(\frac{\theta+\widetilde{\theta}}{2}\right) &\leq |\operatorname{Im}(\overline{g}e^{i\widetilde{\theta}} + c^{-1}\epsilon_4)| \leq 13\|E\|. \end{aligned}$$

In particular we have

$$|u|^2 \sin \theta \geq |\sin\left(\frac{\theta-\widetilde{\theta}}{2}\right)| - 13\|E\|, \quad |v|^2 \sin \theta \geq |\sin\left(\frac{\theta+\widetilde{\theta}}{2}\right)| - 13\|E\|.$$

Multiplying these inequalities and using the triangle inequality we deduce that

$$\sin^2 \theta |uv|^2 \geq \left| \sin\left(\frac{\theta-\widetilde{\theta}}{2}\right) \sin\left(\frac{\theta+\widetilde{\theta}}{2}\right) \right| - 13\|E\| \left(\left| \sin\left(\frac{\theta-\widetilde{\theta}}{2}\right) \right| + \left| \sin\left(\frac{\theta+\widetilde{\theta}}{2}\right) \right| \right) - 169\|E\|^2.$$

Combining this with (4.30) we obtain that

$$(4.41) \quad \begin{aligned} \|E\|^2 &\geq \left| \sin\left(\frac{\theta-\widetilde{\theta}}{2}\right) \sin\left(\frac{\theta+\widetilde{\theta}}{2}\right) \right| - 26\|E\| \sin \widetilde{\theta} \cos \theta - 169\|E\|^2 \\ \left| \sin\left(\frac{\theta-\widetilde{\theta}}{2}\right) \sin\left(\frac{\theta+\widetilde{\theta}}{2}\right) \right| &\leq 170\|E\|^2 + 26\|E\| \sin \widetilde{\theta} \cos \theta \leq 196\|E\|. \end{aligned}$$

Taking the real parts in the first equation of (4.39), multiplied by $\sin \theta$, rearranging the terms and applying the triangle inequality and (4.40) we deduce that

$$(4.42) \quad \begin{aligned} \sin \theta \left| |x|^2 - (-1)^k \cos\left(\frac{\theta-\widetilde{\theta}}{2}\right) \right| &= \left| -\sin \theta \cos \theta |u|^2 + \sin \theta \operatorname{Re}(\overline{g} + c^{-1}\epsilon_1) \right| \\ \sin \theta \left| |x|^2 - (-1)^k \right| - \sin \theta \left| \cos\left(\frac{\theta-\widetilde{\theta}}{2}\right) - 1 \right| &\leq \left| \sin\left(\frac{\theta-\widetilde{\theta}}{2}\right) \right| + 13\|E\| + 13\|E\|. \end{aligned}$$

When $0 < \widetilde{\theta} < \pi$ we have $\frac{\theta+\widetilde{\theta}}{2} \in (\frac{\widetilde{\theta}}{2}, \frac{\widetilde{\theta}+\pi}{2})$, hence $\sin(\frac{\theta+\widetilde{\theta}}{2}) \geq \min\{\sin \widetilde{\theta}, \cos \widetilde{\theta}\}$, thus (4.41) yields $\frac{196\|E\|}{\min\{\sin \theta, \cos \theta\}} \geq \left| \sin\left(\frac{\theta-\widetilde{\theta}}{2}\right) \right| \geq \frac{1}{2} |\sin \widetilde{\theta} - \sin \theta|$. If $\theta \in \{0, \pi\}$ we get a contradiction for $\frac{196\|E\|}{\min\{\sin \theta, \cos \theta\}} < |\sin(\frac{\widetilde{\theta}}{2})|$. From (4.42) it is further straightforward (if somewhat tedious) to get the constant $C > 0$ so that $\sin \theta \left| |x|^2 - (-1)^k \right| \leq C\|E\|$. If $\sin \theta \leq \sqrt{C\|E\|}$, then we get a contradiction for $\|E\|$ such that $\sin \widetilde{\theta} > \frac{392\|E\|}{\min\{\sin \theta, \cos \theta\}} + \sqrt{C\|E\|}$. For sufficiently small $\|E\|$ we thus have $\left| |x|^2 - (-1)^k \right| \leq \sqrt{C\|E\|}$ and furthermore k is even. Similarly we obtain from (4.30) that $|uv|, |xy| \leq \sqrt{\|E\|}$. Further, the second equation of (4.28) for $\beta = 0$ yields $|\overline{xy}| \leq \sqrt{\|E\|} + \|E\|$. Using the estimate on $|x|^2$ we get $|y|^2 \leq \frac{\|E\|}{1-\sqrt{C\|E\|}}$. Finally, multiplying the second equation of (4.40) for k even by $e^{-i\theta}$, subtracting 1 and applying the triangle inequality we get

$$\left| |v|^2 - 1 \right| \leq \left| (e^{i\frac{\theta-\widetilde{\theta}}{2}} - 1) + (-1)^k e^{i\frac{\theta+\widetilde{\theta}}{2}} + (\overline{g}e^{i\widetilde{\theta}} + c^{-1}\epsilon_4) \right| \leq \frac{196\|E\|}{\min\{\sin \theta, \cos \theta\}} + \frac{\|E\|}{1-\sqrt{C\|E\|}} + 13\|E\|.$$

This concludes the proof of (2) about (C8).

Inserting $\tilde{\theta} = 0$ and $\tilde{\theta} = \pi$ in (4.41) and then using (4.40) implies that

$$(4.43) \quad 196\|E\| \geq \begin{cases} |\sin(\frac{\theta}{2})|^2, & \tilde{\theta} = 0 \\ |\sin(\frac{\pi-\theta}{2})|^2, & \tilde{\theta} = \pi \end{cases}, |u|^2 \sin \theta, |v|^2 \sin \theta \leq 13\|E\| + \sqrt{196\|E\|}$$

Observe that $|u|^2(1 - \cos \theta) = \frac{\sin \theta |u|^2 (2 \sin^2(\frac{\theta}{2}))}{2 \sin \frac{\theta}{2} \cos \frac{\theta}{2}} = \sin \theta |u|^2 \tan(\frac{\theta}{2})$ and similarly $|u|^2(-1 - \cos \theta) = -\frac{\sin \theta |u|^2 (2 \sin^2(\frac{\theta}{2}))}{2 \sin \frac{\theta}{2} \cos \frac{\theta}{2}} = -\sin \theta |u|^2 \tan(\frac{\pi-\theta}{2})$. After denoting $\sigma = e^{i\tilde{\theta}}$ for $\tilde{\theta} \in \{0, \pi\}$ we take again the real parts of the first equation (4.39), rearranging the terms and applying the triangle estimates

$$(4.44) \quad \begin{aligned} 13\|E\| &\geq |x|^2 + \sigma|u|^2 - (-1)^k + (-1)^k(1 - \cos(\frac{\theta-\tilde{\theta}}{2})) - |u|^2(\sigma - \cos \theta) \\ &\geq |x|^2 + \sigma|u|^2 - (-1)^k - 2|\sin^2(\frac{\theta-\tilde{\theta}}{4})| - |u|^2|\sigma - \cos \theta| \\ &\geq |x|^2 + \sigma|u|^2 - (-1)^k - 2\sqrt{196\|E\|} - (13\|E\| + \sqrt{196\|E\|}) - \frac{\sqrt{196\|E\|}}{\sqrt{1-196\|E\|}}. \end{aligned}$$

(Clearly k is even for $\sigma = 1$.) The same proof applies if we replace $x, u, (-1)^k$ by $y, v, \sigma(-1)^k$, respectively. Similarly, the second equation (4.28) for $\beta = 0$, $\lambda = e^{i\tilde{\theta}}$ yields

$$\begin{aligned} \|E\| &\geq |\bar{x}y + e^{i\tilde{\theta}}\bar{u}v| = |\bar{x}y + \sigma\bar{u}v - (\sigma - \cos \theta)\bar{u}v + i \sin \theta \bar{u}v| \\ &\geq |\bar{x}y + \sigma\bar{u}v| - (13\|E\| + \sqrt{196\|E\|})(1 + \frac{\sqrt{196\|E\|}}{\sqrt{1-196\|E\|}}) \end{aligned}$$

Thus the statement (2) for (C11) in case $\omega = \sigma \in \{1, -1\}$ and (C12) follow. Finally, when $\theta, \tilde{\theta} \in \{0, \pi\}$ with $\tilde{\theta} \neq \theta$ the inequality (4.41) fails for $\|E\|$ such that $196\|E\| < 1$.

(b) $\lambda = 0$ (It suffices to consider the case when $\det \tilde{A} = 0$.)

When $\tilde{A} = \alpha \oplus 0$, $\alpha \in \{0, 1\}$ then (2) with (C13) follows immediately from the first and the third equation of (4.28) for $\omega = \lambda = 0$. Applying (4.4) for $\|E\| \leq \frac{1}{2}$ to the first equation of (4.28) for $\alpha = 1$, $\lambda = 0$ (multiplied by c), yields $\psi = \arg(c) \in (-\frac{\pi}{2}, \frac{\pi}{2})$, $|\sin \psi| \leq 2\|E\|$. Thus $c - 1 = e^{i\psi} - 1 = 2i \sin(\frac{\psi}{2})e^{i\frac{\psi}{2}}$ with $|\sin(\frac{\psi}{2})| \leq |\sin \psi| \leq 2\|E\|$.

If $\tilde{A} = \begin{bmatrix} 0 & 1 \\ 0 & 0 \end{bmatrix}$, the first and the last equation of (4.28) for $\lambda = \alpha = \omega = 0$ yield $|x|^2, |y|^2 \leq \|E\|$, thus the third equation of (4.28) for $\lambda = 0$, $\gamma = 0$ fails for $\|E\| < \frac{1}{2}$.

Case III. $A = \begin{bmatrix} 0 & 1 \\ \tau & 0 \end{bmatrix}$, $0 \leq \tau \leq 1$

We calculate

$$cP^*AP = c \begin{bmatrix} \bar{x} & \bar{u} \\ \bar{y} & \bar{v} \end{bmatrix} \begin{bmatrix} 0 & 1 \\ \tau & 0 \end{bmatrix} \begin{bmatrix} x & y \\ u & v \end{bmatrix} = c \begin{bmatrix} \bar{x}u + \tau\bar{u}x & \bar{x}v + \tau\bar{u}y \\ \tau\bar{v}x + \bar{y}u & \bar{y}v + \tau\bar{v}y \end{bmatrix}, \quad 0 \leq \tau \leq 1.$$

Thus (4.20) multiplied by c^{-1} and rearranged is equivalent to

$$(4.45) \quad \begin{aligned} \bar{x}u + \tau\bar{u}x - c^{-1}\alpha &= c^{-1}\epsilon_1, & \bar{x}v + \tau\bar{u}y - c^{-1}\beta &= c^{-1}\epsilon_2, \\ \tau\bar{v}x + \bar{y}u - c^{-1}\gamma &= c^{-1}\epsilon_3, & \bar{y}v + \tau\bar{v}y - c^{-1}\omega &= c^{-1}\epsilon_4. \end{aligned}$$

Rearranging the terms of the first and the last equation immediately yields

$$(4.46) \quad \begin{aligned} (1 + \tau)\operatorname{Re}(\bar{x}u) + i(1 - \tau)\operatorname{Im}(\bar{x}u) &= c^{-1}\alpha + c^{-1}\epsilon_1, \\ (1 + \tau)\operatorname{Re}(\bar{y}v) + i(1 - \tau)\operatorname{Im}(\bar{y}v) &= c^{-1}\omega + c^{-1}\epsilon_4, \end{aligned}$$

while multiplying the third (second) complex-conjugated equation with τ , subtracting it from the second (third) equation, and rearranging the terms, give

$$(4.47) \quad \begin{aligned} (1 - \tau^2)\bar{x}v &= c^{-1}(\beta + \epsilon_2) - \tau\bar{c}^{-1}(\bar{\gamma} + \bar{\epsilon}_3) = (c^{-1}\beta - \tau\bar{c}^{-1}\bar{\gamma}) + (c^{-1}\epsilon_2 - \tau\bar{c}^{-1}\bar{\epsilon}_3) \\ (1 - \tau^2)\bar{y}u &= c^{-1}(\gamma + \epsilon_3) - \tau\bar{c}^{-1}(\bar{\beta} + \bar{\epsilon}_2) = (c^{-1}\gamma - \tau\bar{c}^{-1}\bar{\beta}) + (c^{-1}\epsilon_3 - \tau\bar{c}^{-1}\bar{\epsilon}_2). \end{aligned}$$

(a) $\tau = 1$

Since $A = \begin{bmatrix} 0 & 1 \\ 1 & 0 \end{bmatrix}$ is $*$ -congruent to $1 \oplus -1$, the existence of paths in this case is clear.

It is still left to check (2) with (C6). If either \tilde{A} is equal to $\begin{bmatrix} 0 & 1 \\ 1 & i \end{bmatrix}$ or $\begin{bmatrix} 0 & 1 \\ 1 & 0 \end{bmatrix}$ or $1 \oplus -1$, then by (4.2) we have $c^{-1} = (-1)^k + \bar{g}$, $k \in \{0, 1\}$, $|g| \leq 12\|E\|$, provided that $\|E\| \leq \frac{1}{12}$. The second (third) equation of (4.45) and (4.46) for $\tau = 1$ then imply:

$$(4.48) \quad \begin{aligned} |\bar{x}v + \bar{u}y - (-1)^k\beta| &\leq \|E\| + 12|\beta|\|E\|, \quad \beta \in \{0, 1\} \\ |2\operatorname{Re}(\bar{x}u) - (-1)^k\alpha| &\leq \|E\| + 12|\alpha|\|E\|, \quad |2\operatorname{Re}(\bar{y}v) - (-1)^k\omega| \leq \|E\| + 12|\omega|\|E\|. \end{aligned}$$

It is now immediate that the last inequality fails for $\omega = i$ and $\|E\| < \frac{1}{13}$, so $\begin{bmatrix} 0 & 1 \\ 1 & i \end{bmatrix} \not\rightarrow \begin{bmatrix} 0 & 1 \\ 1 & 0 \end{bmatrix}$. Next, the inequalities (4.48) are valid also if we consider (4.45) (and (4.46)) for $\alpha \in \{0, 1\}$, $\beta = \gamma = \omega = 0$ ($\tilde{A} = \alpha \oplus 0$). Note that for $\alpha = 1$ the first equation of (4.46) for $\tau = 1$, and multiplied by c , is of the form $2c\operatorname{Re}(\bar{x}u) = 1 + \epsilon_1$. Therefore, by applying (4.4) for $\|E\| \leq \frac{1}{2}$ we get that $c = (-1)^k e^{i\psi}$, $k \in \mathbb{Z}$, $\psi \in (-\frac{\pi}{2}, \frac{\pi}{2})$, $|\sin \psi| \leq 2\epsilon$. Moreover, $c - (-1)^k = (-1)^k 2i \sin(\frac{\psi}{2}) e^{i\frac{\psi}{2}}$ with $|\sin(\frac{\psi}{2})| \leq |\sin \psi| \leq 2\|E\|$.

(b) $0 \leq \tau < 1$

From (4.46) we obtain that

$$(4.49) \quad (1 + \tau)|\bar{x}u| \geq |\alpha + \epsilon_1| \geq (1 - \tau)|\bar{x}u|, \quad (1 + \tau)|\bar{y}v| \geq |\omega + \epsilon_4| \geq (1 - \tau)|\bar{y}v|.$$

By multiplying the left-hand and the right-hand sides of these inequalities we get

$$(4.50) \quad (1 + \tau)^2 |\bar{x}u\bar{y}v| \geq |\alpha\omega| - (|\alpha| + |\omega|)\|E\| - \|E\|^2,$$

$$(4.51) \quad |\alpha\omega| + (|\alpha| + |\omega|)\|E\| + \|E\|^2 \geq (1 - \tau)^2 |\bar{x}u\bar{y}v|.$$

(i) $\tilde{A} = \begin{bmatrix} 0 & 1 \\ \gamma & \omega \end{bmatrix}$, $0 \leq \gamma \leq 1$, $\omega = 0$ or $\gamma = 1$, $\omega = i$

First, from (4.47) for $\tau = \gamma = 0$, $\beta = 1$ we deduce $|\bar{y}u| \leq \|E\|$, $|\bar{x}v - c^{-1}| \leq \|E\|$, and (4.49) for $\alpha = \omega = 0$ proves (2) for (C10) with $\tau = \tilde{\tau} = 0$.

Equations (4.47) for $\beta = 1$, $0 \leq \gamma \leq 1$ imply

$$\begin{aligned} (1 - \tau^2)|\bar{x}v| &\geq |\tau\gamma - 1| - (\tau + 1)\|E\|, \\ (1 - \tau^2)|\bar{u}y| &\geq |\gamma - \tau| - (1 + \tau)\|E\|. \end{aligned}$$

By combining these inequalities and making some trivial estimates we obtain

$$(1 - \tau^2)^2 |\bar{y}u\bar{x}v| \geq |\tau\gamma - 1||\gamma - \tau| - (1 + \tau)(\tau\gamma + 1 + \gamma + \tau)\|E\| - (1 + \tau)^2 \|E\|^2.$$

Together with (4.51) for $\alpha = 0$ and using $\|E\| \geq \|E\|^2$ we get

$$(4.52) \quad \begin{aligned} (1 + \tau)^2 (1 + |\omega|)\|E\| &\geq |\tau\gamma - 1||\gamma - \tau| - (1 + \tau)^2 (\gamma + 1)\|E\| - (1 + \tau)^2 \|E\|, \\ |1 - \gamma||\gamma - \tau| &\leq |\tau\gamma - 1||\gamma - \tau| \leq ((1 + \tau)^2 (1 + |\omega|) + (1 + \tau)^2 (\gamma + 1) - (1 + \tau)^2)\|E\|. \end{aligned}$$

If $0 \leq \gamma < 1$ ($\gamma = 1$) then the left-hand side (the right-hand side) of the second inequality of (4.52) yields

$$(4.53) \quad |\gamma - \tau| \leq \begin{cases} \frac{(1+\tau)^2}{1-\gamma}(2+|\omega|)\|E\|, & 0 \leq \gamma < 1 \\ (1+\tau)\sqrt{(2+|\omega|)\|E\|}, & \gamma = 1 \end{cases}.$$

When $\tau = 0$, $\gamma \neq 0$ and $\|E\|$ small enough we immediately get a contradiction. For $0 \leq \gamma < 1$ and provided that $\|E\| \leq \frac{(1-\gamma)^2(1+\tau)^2}{2(2+|\omega|)}$ (hence $1-\tau \geq |1-\gamma| - |\gamma-\tau| \geq \frac{1}{2}(1-\gamma)$ by (4.53)) we obtain from (4.49) for $\alpha = 0$ ($\gamma = 0$) that $|\bar{x}u| \leq \frac{2}{1-\gamma}\|E\|$ ($|\bar{y}v| \leq \frac{2}{1-\gamma}\|E\|$).

By (4.2) in Lemma 4.1 for $\tau \neq 0$, $\tilde{A} = \begin{bmatrix} 0 & 1 \\ \gamma & \omega \end{bmatrix}$ with $\gamma \neq 0$ and $\|E\| \leq \frac{\gamma}{12} \leq \frac{1}{12}$, we have $c^{-1} = (-1)^k + \bar{g}$, $k \in \mathbb{Z}$, $|g| \leq \frac{12}{\gamma}\|E\|$, thus (4.47) for $\beta = 1$, $\gamma \in \mathbb{R}$ yields

$$\begin{aligned} (1-\tau^2)\bar{x}v &= ((-1)^k(1-\tau\gamma) - g\tau\gamma + \bar{g}) + (c^{-1}\epsilon_2 - \tau\bar{c}^{-1}\bar{\epsilon}_3) \\ (1-\tau^2)\bar{y}u &= (-1)^k(\gamma-\tau) + \gamma\bar{g} - \tau g + (c^{-1}\epsilon_3 - \tau\bar{c}^{-1}\bar{\epsilon}_2). \end{aligned}$$

It further implies

$$(4.54) \quad \begin{aligned} (1-\tau^2)|\bar{y}u| &\leq (\gamma-\tau) + (\tau\gamma+1)\frac{12}{\gamma}\|E\| + (1+\tau)\|E\|, \\ (1-\tau^2)|\bar{x}v - (-1)^k| &\leq \tau(\gamma-\tau) + \frac{12(\tau\gamma+1)}{\gamma}\|E\| + (\tau+1)\|E\|. \end{aligned}$$

Next, using (4.53) the left-hand sides of the inequalities (4.54) are bounded from above by $D\sqrt{\|E\|}$, where $D > 0$ is a computable constant. Now $(1-\tau^2) \leq \sqrt{D\sqrt{\|E\|}}$ would yield $|1-\gamma| = |\tau-\gamma| + |1-\tau| \leq \frac{(1+\tau)^2}{1-\gamma}(2+|\omega|)\|E\| + \frac{\sqrt{D\sqrt{\|E\|}}}{2}$, which would fail for $\|E\|$ chosen appropriately small. Thus $|\bar{y}u|, |\bar{x}v - (-1)^k| \leq \sqrt{D\sqrt{\|E\|}}$. Furthermore, for $\beta = 1$, $\gamma = 0$ (4.47) and (4.53) yield $|\bar{u}y| \leq D\sqrt{\|E\|}$ and $|\bar{x}v + \bar{u}y - c^{-1}| \leq D\sqrt{\|E\|}$ for some positive constant D . Thus $|\bar{y}u|, |\bar{x}v - (-1)^k| \leq \sqrt{D\sqrt{\|E\|}}$.

Finally, using the second equation of (4.45) for $\beta = 1$ and applying the triangle inequality we get

$$(4.55) \quad |\bar{x}v + \bar{u}y - (-1)^k| - (1-\tau)|\bar{u}y| \leq |\bar{x}v + \tau\bar{u}y - (-1)^k| \leq \frac{12}{\gamma}\|E\| + \|E\|$$

From (4.46), (4.49) for $\alpha = 0$, $c^{-1} = (-1)^k + \bar{g}$, $k \in \mathbb{Z}$, $|g| \leq 12\|E\|$, $\omega \in \{0, i\}$ and (4.54), (4.55) we deduce (C5). Clearly we can take $P(s) = I_2$, $c(s) = 1$, $A_s = \begin{bmatrix} 0 & 1 \\ 1-s & 0 \end{bmatrix}$ and $P(s) = \frac{1}{2\sqrt{s}} \begin{bmatrix} \sqrt{s} & -2i \\ -i\sqrt{s} & 1 \end{bmatrix}$, $c(s) = 1$, $A_s = \begin{bmatrix} 0 & 1 \\ 1-s & 0 \end{bmatrix}$ in (4.19) to prove $\begin{bmatrix} 0 & 1 \\ 1 & 0 \end{bmatrix} \rightarrow \begin{bmatrix} 0 & 1 \\ \tau & 0 \end{bmatrix}$ and $\begin{bmatrix} 0 & 1 \\ 1 & i \end{bmatrix} \rightarrow \begin{bmatrix} 0 & 1 \\ \tau & 0 \end{bmatrix}$, respectively, $0 < \tau < 1$.

(ii) $\tilde{A} = \alpha \oplus \omega$

From (4.47) for $\beta = \gamma = 0$ it follows

$$(4.56) \quad (1-\tau^2)|\bar{x}v| \leq (1-\tau)\|E\|, \quad (1-\tau^2)|\bar{u}y| \leq (1-\tau)\|E\|, \quad (1+\tau)^2|\bar{x}v\bar{u}y| \leq \|E\|^2.$$

Combining this with (4.50), rearranging the terms we get

$$(4.57) \quad |\alpha\omega| \leq 2\|E\|^2 + (|\alpha| + |\omega|)\|E\|.$$

If $\alpha, \omega \neq 0$ then by choosing $\|E\| < \frac{|\alpha\omega|}{|\alpha|+|\omega|+2}$ we contradict the above inequality. Furthermore, (4.46), (4.49), (4.56) give the first part of (2) for (C4).

This completes the proof of the lemma. \square

5. PROOF OF THEOREM 3.5

Proof of Theorem 3.5. Recall that given normal forms $(\widetilde{A}, \widetilde{B}), (A, B)$ from Lemma 2.1 the existence of a path $(\widetilde{A}, \widetilde{B}) \rightarrow (A, B)$ in the closure graph for bundles for the action (1.2) immediately implies (see Lemma 3.1):

$$(5.1) \quad \widetilde{A} \rightarrow A, \quad \widetilde{B} \rightarrow B,$$

provided that all matrices of type B are in the same bundle (are of the same rank). When the condition (5.1) is not fulfilled, then $(\widetilde{A}, \widetilde{B}) \not\rightarrow (A, B)$ and we already have a lower estimate on the distance from $(\widetilde{A}, \widetilde{B})$ to the bundle of (A, B) (see Lemma 3.2, Lemma 3.3). Further, $(\widetilde{A}, 0_2) \rightarrow (A, 0_2)$ (or $(0_2, \widetilde{B}) \rightarrow (0_2, B)$) if and only if $\widetilde{A} \rightarrow A$ (or $\widetilde{B} \rightarrow B$), and trivially $(A, B) \rightarrow (A, B)$ for any A, B .

From now on we suppose that normal forms $(A, B), (\widetilde{A}, \widetilde{B})$ of types from Lemma 2.1 are such that $(\widetilde{A}, \widetilde{B}) \notin \text{Bun}(A, B)$, $B \neq 0$, and such that (5.1) is fulfilled. Assume

$$(5.2) \quad cP^*AP = \widetilde{A} + E, \quad P^TB P = \widetilde{B} + F, \quad c \in S^1, P \in GL_2(\mathbb{C}), E, F \in \mathbb{C}^{2 \times 2}.$$

Due to Lemma 3.3 and Lemma 4.1 the first equation of (5.2) yields the restrictions on P, c, A imposed by $\|E\|$. Using these we then analyse the second equation of (5.2). When an inequality that fails for any sufficiently small E, F is obtained, it proves $(\widetilde{A}, \widetilde{B}) \not\rightarrow (A, B)$. The inequality just mentioned also provides the estimates how small E, F should be; this calculation is straightforward but is often omitted.

On the other hand, to prove $(\widetilde{A}, \widetilde{B}) \rightarrow (A, B)$, we find $c(s) \in S^1, P(s) \in GL_2(\mathbb{C}), (A_s, B_s) \in \text{Bun}(A, B)$ such that

$$(5.3) \quad c(s)(P(s))^*A(s)P(s) - \widetilde{A} = E(s) \xrightarrow{s \rightarrow 0} 0, \quad (P(s))^TB(s)P(s) - \widetilde{B} = F(s) \xrightarrow{s \rightarrow 0} 0.$$

The existence of some paths follow trivially since we can arrange the parameter s so that $A(s) \rightarrow \widetilde{A}, B(s) \rightarrow \widetilde{B}$. We shall not consider these paths in the continuation.

Throughout the rest the proof we denote $\delta = \nu\sqrt{\|E\|}$ (the constant $\nu > 0$ is provided by Lemma 3.3), $\epsilon = \|F\|$,

$$B = \begin{bmatrix} a & b \\ b & d \end{bmatrix}, \quad \widetilde{B} = \begin{bmatrix} \widetilde{a} & \widetilde{b} \\ \widetilde{b} & \widetilde{d} \end{bmatrix}, \quad F = \begin{bmatrix} \epsilon_1 & \epsilon_2 \\ \epsilon_2 & \epsilon_4 \end{bmatrix}, \quad P = \begin{bmatrix} x & y \\ u & v \end{bmatrix},$$

where sometimes polar coordinates for x, y, u, v in P might be preferred:

$$(5.4) \quad x = |x|e^{i\phi}, \quad y = |y|e^{i\varphi}, \quad u = |u|e^{i\eta}, \quad v = |v|e^{i\kappa}, \quad \phi, \varphi, \eta, \kappa \in \mathbb{R}.$$

The second matrix equation of (5.2) can thus be written componentwise as:

$$(5.5) \quad \begin{aligned} ax^2 + 2bux + du^2 &= \widetilde{a} + \epsilon_1, \\ axy + buy + bvx + duv &= \widetilde{b} + \epsilon_2, \\ ay^2 + 2bvy + dv^2 &= \widetilde{d} + \epsilon_4. \end{aligned}$$

For the sake of simplicity some estimates in the proof are crude, and it is always assumed $\epsilon, \delta \leq \frac{1}{2}$. Furthermore, since we shall very often apply Lemma 4.1, we take for granted that $(\frac{\delta}{\nu})^2 = \|E\| \leq \min\{1, \frac{|\det \widetilde{A}|}{8\|\widetilde{A}\|+4}\}$ or $\epsilon = \|F\| \leq \frac{|\det \widetilde{B}|}{4\|\widetilde{B}\|+2}$. If in addition A, \widetilde{A} and B, \widetilde{B} are nonsingular then we further assume $(\frac{\delta}{\nu})^2 = \|E\| \leq \min\{\|\widetilde{A}^{-1}\|^{-1}, \frac{|\det \widetilde{B}|}{2(4\max\{1, \|\widetilde{B}\|, |\det \widetilde{B}|\}+2)^2}\}$ and $\epsilon = \|F\| \leq \frac{|\det \widetilde{B}|}{2(4\max\{1, \|\widetilde{B}\|, |\det \widetilde{B}|\}+2)^2}$, respectively.

We split our analysis into several cases (for normal forms see Lemma 2.1). The notation $(\widetilde{A}, \widetilde{B}) \dashrightarrow (A, B)$ is used when the existence of a path is yet to be considered.

Case I. $(1 \oplus e^{i\theta}, \widetilde{B}) \dashrightarrow (1 \oplus e^{i\theta}, B)$, $0 < \theta < \pi$, $B \neq \widetilde{B}$

(a) $0 < \widetilde{\theta} < \pi$

From Lemma 3.3 (2) for (C8) we get

$$(5.6) \quad |y|^2, |u|^2 \leq \delta, \quad ||v|^2 - 1|, \quad ||x|^2 - 1| \leq \delta.$$

$$(i) \quad B = \begin{bmatrix} a & b \\ b & 0 \end{bmatrix}, \quad b, a \geq 0, \quad ad = 0 \quad \widetilde{B} = \begin{bmatrix} \widetilde{a} & \widetilde{b} \\ \widetilde{b} & \widetilde{d} \end{bmatrix}$$

From Lemma 3.2 (D2) we obtain

$$(5.7) \quad y(i(-1)^l \sqrt{\det \widetilde{B} + \widetilde{b} + \epsilon'_2}) = x(\widetilde{d} + \epsilon_4), \quad l \in \mathbb{Z}, |\epsilon'_2| \leq \begin{cases} \frac{\epsilon(4\|\widetilde{B}\| + 2 + |\det \widetilde{B}|)}{|\det \widetilde{B}|}, & \det \widetilde{B} \neq 0 \\ \sqrt{\epsilon(4\|\widetilde{B}\| + 3)}, & \det \widetilde{B} = 0 \end{cases}.$$

Since $|y|^2 \leq \delta$, $||x|^2 - 1| \leq \delta$ (5.6), it is straightforward to get the upper estimate on ϵ, δ to contradict the above equality (5.7) for $\widetilde{d} \neq 0$.

Next, assume $\widetilde{d} = 0$. Applying Lemma 4.1 (3) we obtain

$$b = |\widetilde{b}| + \delta_5, \quad |\delta_5| \leq \max\{\epsilon, \delta\} (4 \max\{1, |\widetilde{b}|^2, |\widetilde{b}|\} + 2)^2.$$

If $b = 0$, then either $\widetilde{b} = 0$ or we obtain a contradiction for $\epsilon, \delta < \frac{\widetilde{b}}{(4 \max\{1, |\widetilde{b}|^2, |\widetilde{b}|\} + 2)^2}$.

For $a = 0$, $\widetilde{a} \neq 0$ then the first equation of (5.5) for $a = d = 0$ and (5.6) yields

$$|\widetilde{a}| = |\epsilon_1 - 2bux| \leq \epsilon + 2(\widetilde{b} + \delta_5)\sqrt{\delta(1 + \delta)},$$

which clearly fails if ϵ, δ are chosen sufficiently small.

Due to a symmetry we deal with the case $B = \begin{bmatrix} 0 & b \\ b & d \end{bmatrix}$ similarly.

(ii) $B = a \oplus d$, $a, d > 0$ (hence $b \neq 0$)

From (5.5) for $b = 0$, $\widetilde{a} = \widetilde{d} = 0$ we thus obtain

$$(5.8) \quad \begin{aligned} ax^2 + du^2 &= \widetilde{a} + \epsilon_1, \\ axy + duv &= \widetilde{b} + \epsilon_2, \\ ay^2 + dv^2 &= \widetilde{d} + \epsilon_4. \end{aligned}$$

Set $\delta_5 = \frac{\mu}{\nu}$, $\delta_6 = \frac{\chi}{\psi}$, where $|\delta_5|, |\delta_6| \leq \frac{\delta}{1-\delta}$ (see (5.6)). By multiplying the first and the last equation of (5.8) by $\delta_6 = \frac{\chi}{\psi}$ and $\delta_5 = \frac{\mu}{\nu}$, and slightly simplify, we obtain

$$axy + duv\delta_5\delta_6 = \delta_6(\widetilde{a} + \epsilon_1), \quad axy\delta_5\delta_6 + duv = \delta_5(\widetilde{d} + \epsilon_4)$$

respectively. Adding these two and using the second equation of (5.8) we get

$$(\widetilde{b} + \epsilon_2)(1 + \delta_5\delta_6) = \delta_5(\widetilde{d} + \epsilon_4) + \delta_6(\widetilde{a} + \epsilon_1),$$

which fails for $\widetilde{b} \neq 0$ and sufficiently small ϵ, δ .

(b) $\widetilde{\theta} \in \{0, \pi\}$

Set $\sigma = e^{i\widetilde{\theta}} \in \{1, -1\}$. Lemma 3.3 (C12) yields

$$(5.9) \quad |x|^2 + \sigma|u|^2 = (-1)^k + \delta_1, \quad \overline{x}y + \sigma\overline{u}v = \delta_2, \quad |y|^2 + \sigma|v|^2 = \sigma(-1)^k + \delta_4,$$

where $|\delta_1|, |\delta_2|, |\delta_4| \leq \delta$. Next, provided that $v \neq 0$, then (5.9) gives

$$(5.10) \quad \begin{aligned} \delta &\geq |\bar{x}y + \sigma \bar{u}v| \geq \left| |\bar{x}y| - |\bar{u}y| + |\bar{u}y| - |\bar{u}v| \right| \geq |y| |\bar{x}| - |\bar{u}| - |\bar{u}| |y| - |v| \\ &\geq \frac{|\bar{x}|^2 - |\bar{u}|^2}{\frac{1}{|v|}(|\bar{x}| + |\bar{u}|)} - \frac{|u| |\bar{y}|^2 - |\bar{v}|^2}{|\bar{y}| + |\bar{v}|} \geq \frac{(1-\delta)}{2 \frac{|u|}{|v|} + \frac{\sqrt{1+\delta}}{|v|}} - \frac{|u|}{|v|} (1+\delta). \end{aligned}$$

Indeed, we have $(|x| - |u|)^2 \leq |x|^2 + \sigma |u|^2 \leq 1 + \delta$.

$$(i) \quad B = \begin{bmatrix} a & b \\ b & d \end{bmatrix}, \quad a, d, b \geq 0, \quad a + d \neq 0$$

Let first $B = a \oplus d$, $\tilde{B} = \begin{bmatrix} 0 & \tilde{b} \\ \tilde{b} & 0 \end{bmatrix}$, $\tilde{b} > 0$ ($\sigma = -1$). The first and the last equation of (5.8) for $\tilde{a} = \tilde{b} = 0$ imply

$$\left| |ax^2| - |du^2| \right| \leq \epsilon, \quad \left| |ay^2| - |dv^2| \right| \leq \epsilon$$

and by dividing them by d and then adding them to the first and the last equation of (5.9) for $\sigma = -1$ and then using the triangle inequality, we get ($0 < a \leq d$):

$$\left| \left(1 - \frac{a}{d}\right) |x^2| - (-1)^k \right| \leq \delta + \frac{\epsilon}{d} \left| \left(1 - \frac{a}{d}\right) |y^2| + (-1)^k \right| \leq \delta + \frac{\epsilon}{d}$$

By Lemma 4.1 we have $\sqrt{ad} = \tilde{b} + \epsilon'$ with $|\epsilon'| \leq \max\{\epsilon, \delta\} (4 \max\{1, |\tilde{b}|, |\tilde{b}|^2\} + 2)^2$ (hence $d \geq \frac{\tilde{b}}{2}$, provided that $|\epsilon'| \leq \frac{3\tilde{b}^2}{4}$). Since one of the left-hand sides of the above inequalities is at least 1, it fails for $\epsilon = \delta < \frac{\tilde{b}}{b+2}$.

It is easy to see that given $\sigma = e^{i\tilde{\theta}}$, $0 < \theta < \pi$ we take $P(s) = \frac{1}{\sqrt{\tilde{d} + \sigma \tilde{a}}} \begin{bmatrix} -i\sqrt{\tilde{d}} & \sqrt{\tilde{a}} \\ i\sqrt{\tilde{a}} & \sigma\sqrt{\tilde{d}} \end{bmatrix}$, $B(s) = \begin{bmatrix} 0 & \sqrt{\tilde{a}\tilde{d}} \\ \sqrt{\tilde{a}\tilde{d}} & \tilde{d} - \sigma\tilde{a} \end{bmatrix}$ and $c(s) = 1$, $e^{i\theta} \rightarrow \sigma$ in (5.3) to prove $(1 \oplus \sigma, \tilde{a} \oplus \tilde{d}) \rightarrow (1 \oplus e^{i\theta}, \begin{bmatrix} 0 & b \\ b & d \end{bmatrix})$, $d > 0$, $b \geq \tilde{a}$, $0 \leq \tilde{a} < \tilde{d}$, while $P(s) = \frac{1}{\sqrt{\tilde{d} + \sigma \tilde{a}}} \begin{bmatrix} i\sqrt{\tilde{a}} & \sigma\sqrt{\tilde{d}} \\ -i\sqrt{\tilde{d}} & \sqrt{\tilde{a}} \end{bmatrix}$, $B(s) = \begin{bmatrix} \tilde{d} - \sigma\tilde{a} & \sqrt{\tilde{a}\tilde{d}} \\ \sqrt{\tilde{a}\tilde{d}} & 0 \end{bmatrix}$ and $c(s) = \sigma$, $e^{i\theta} \rightarrow \sigma$ to get $(1 \oplus \sigma, \tilde{a} \oplus \tilde{d}) \rightarrow (1 \oplus e^{i\theta}, \begin{bmatrix} a & b \\ b & 0 \end{bmatrix})$, $a > 0$, $b \geq \tilde{a}$, $0 \leq \tilde{a} < \tilde{d}$. It is apparent that then $(1 \oplus \sigma, \tilde{d} I_2) \rightarrow (1 \oplus e^{i\theta}, \begin{bmatrix} a & b \\ b & d \end{bmatrix})$, $\sigma \in \{-1, 1\}$ $b > 0$, $a + d \neq 0$, $0 \leq \tilde{d}$.

$$(ii) \quad B = \begin{bmatrix} 0 & b \\ b & 0 \end{bmatrix}, \quad b > 0$$

From (5.5) for $a = d = 0$ we obtain that

$$(5.11) \quad \begin{aligned} 2bux &= \tilde{a} + \epsilon_1, \\ buy + bvx &= \tilde{b} + \epsilon_2, \\ 2bvy &= \tilde{d} + \epsilon_4. \end{aligned}$$

It suffices to consider the case $0 \leq \tilde{a} \leq \tilde{d}$, where $\tilde{a} + \tilde{d} \neq 0$. By Lemma 4.1 we have $b = \sqrt{\tilde{a}\tilde{d}} + \delta_5 > 0$ with $|\delta_5| \leq \max\{\epsilon, \delta\} (4 \max\{1, \tilde{a}, \tilde{a}\tilde{d}\} + 2)^2$. If $\tilde{a} > 0$ the last equation of (5.11) yields that either $|v|^2$ or $|y|^2$ or both is at most $\frac{\tilde{d} + \epsilon}{2(\sqrt{\tilde{a}\tilde{d}} + \delta_5)}$ (at least $\frac{\tilde{d} - \epsilon}{2(\sqrt{\tilde{a}\tilde{d}} + \delta_5)}$), so the other (hence both) is by (5.9) at most (at least) $(1 + \delta)$ larger (smaller):

$$(5.12) \quad \frac{\tilde{d} - \epsilon}{2(\sqrt{\tilde{a}\tilde{d}} + \delta_5)} - (1 + \delta) \leq |v|^2, |y|^2 \leq \frac{\tilde{d} + \epsilon}{2(\sqrt{\tilde{a}\tilde{d}} + \delta_5)} + 1 + \delta, \quad \tilde{a} > 0.$$

Using Lemma 3.2 (D3) for $\det \widetilde{B} = \widetilde{a}\widetilde{d}$ we get

$$(5.13) \quad u(\widetilde{d} + \epsilon_4) = v((-1)^l i \sqrt{\widetilde{a}\widetilde{d}} + \epsilon'_2), \quad |\epsilon'_2|, |\epsilon''_2| \leq \begin{cases} \frac{\epsilon(4\|\widetilde{B}\|+2+|\det \widetilde{B}|)}{|\det \widetilde{B}|}, & \det \widetilde{B} \neq 0 \\ \sqrt{\epsilon(4\|\widetilde{B}\|+3)}, & \det \widetilde{B} = 0 \end{cases}$$

$$x(\widetilde{d} + \epsilon_4) = y(-(-1)^l \sqrt{\widetilde{a}\widetilde{d}} + \epsilon' + \epsilon_2), \quad l \in \mathbb{Z}.$$

By further applying the first and the third equality of (5.9) we deduce

$$(5.14) \quad (-1)^k + \delta_1 = |x|^2 + \sigma|u|^2 = \frac{|(-1)^l \sqrt{\widetilde{a}\widetilde{d}} + \epsilon'_2|^2}{|(-1)^l \widetilde{d} + \epsilon_4|^2} |y|^2 + \sigma \frac{|(-1)^l \sqrt{\widetilde{a}\widetilde{d}} + \epsilon''_2|^2}{|\widetilde{d} + \epsilon_4|^2} |v|^2 =$$

$$= \frac{|(-1)^l \sqrt{\widetilde{a}\widetilde{d}} + \epsilon'_2|^2}{|\widetilde{d} + \epsilon_4|^2} |y|^2 + \sigma \frac{|(-1)^l \sqrt{\widetilde{a}\widetilde{d}} + \epsilon''_2|^2}{|\widetilde{d} + \epsilon_4|^2} |v|^2 = \frac{|(-1)^l \sqrt{\widetilde{a}\widetilde{d}} - \epsilon' + \epsilon_2|^2}{|\widetilde{d} + \epsilon_4|^2} (\sigma(-1)^k + \delta_4) + \delta' |v|^2$$

with $|\delta'| \leq C \max\{\epsilon, \delta\}$, where $C > 0$ is a constant that can be computed. Using this and (5.12) we obtain a contradiction for $0 < \widetilde{a} < \widetilde{d}$ and sufficiently small ϵ, δ .

Next, let $\widetilde{a} = 0, \widetilde{d} > 0$. For $\sigma = 1$ we have $|v|^2 \leq 1 + \delta$ so (5.14) fails as well for sufficiently small ϵ, δ . Further, if $\sigma = -1$ then by combining (5.10), (5.13), (5.12) we obtain a contradiction for small ϵ, δ .

Finally $0 < \widetilde{a} = \widetilde{d}$. It is easy to check that we take $P(s) = \frac{1}{\sqrt{2}} \begin{bmatrix} 1 & i \\ 1 & -i \end{bmatrix}$, $B(s) = (\widetilde{d} + s) \begin{bmatrix} 0 & 1 \\ 1 & 0 \end{bmatrix}$ and $c(s) = 1$, $e^{i\theta} \rightarrow 1$ in (5.3) to prove $(I_2, \widetilde{d}I_2) \rightarrow (1 \oplus e^{i\theta}, \begin{bmatrix} 0 & b \\ b & 0 \end{bmatrix})$, $b > 0$, $0 \leq \widetilde{d}$, $0 < \theta < \pi$. Further, let $\sigma = -1$. We recall (5.12) for $\widetilde{a} = \widetilde{d}$ and we use the first (instead of the third) equation of (5.11) to conclude similarly that

$$\frac{\widetilde{d} - \epsilon}{2(\widetilde{d} + \delta_5)} - (1 + \delta) \leq |u|^2, |x|^2 \leq \frac{\widetilde{d} + \epsilon}{2(\widetilde{d} + \delta_5)} + 1 + \delta, \quad \widetilde{d} > 0.$$

We have either $|x|^2 \geq |u|^2 + 1 - \delta$, $|v|^2 \geq |y|^2 + 1 - \delta$ ($k = 0$ in (5.9)) or $|u|^2 \geq |x|^2 + 1 - \delta$, $|y|^2 \geq |v|^2 + 1 - \delta$ ($k = 1$ in (5.9)). In both cases we deduce

$$2\delta(1 + \delta + \frac{\widetilde{d} + \epsilon}{\widetilde{d} - |\delta_5|}) \geq \|xv\| - \|uy\| \cdot \|xv\| + \|uy\| = \|xv\|^2 - \|uy\|^2 \geq (1 - \delta)^2 + (|v|^2 + |y|^2)(1 - \delta),$$

which fails for small ϵ, δ .

Case II. $(1 \oplus \sigma, \widetilde{B}) \rightarrow (1 \oplus \sigma, B)$, $\sigma \in \{1, -1\}$

Lemma 3.3 (2) for (C11) for $\alpha = 1$, $\omega = \sigma \in \{1, -1\}$ yields the same estimates as in (5.9). When $\sigma = -1$ with $B = \begin{bmatrix} 0 & b \\ b & 0 \end{bmatrix}$, $b > 0$, $\widetilde{B} = \widetilde{a} \oplus \widetilde{d}$, $0 \leq \widetilde{a} \leq \widetilde{d}$, $\sigma = -1$ and $B = a \oplus d$, $0 < a \leq d$, $\widetilde{B} = \begin{bmatrix} 0 & \widetilde{b} \\ \widetilde{b} & 0 \end{bmatrix}$, $\widetilde{b} > 0$, we can apply the same proof as in Case I (b) (ii) and Case I (b) (i), respectively.

It is thus left to consider the case when $\widetilde{B} = \widetilde{a} \oplus \widetilde{d}$, $0 \leq \widetilde{a} \leq \widetilde{d}$ and $B = dI_2$, $d > 0$. Using the notation (5.4) the following calculation is validated trivially:

$$(5.15) \quad ax^2 + du^2 = ae^{2i\phi}(|x|^2 + \sigma|u|^2) - u^2(\sigma ae^{2i(\phi-\eta)} - d), \quad \sigma \in \{-1, 1\},$$

$$ay^2 + dv^2 = ae^{2i\varphi}(|y|^2 + \sigma|v|^2) - v^2(\sigma ae^{2i(\varphi-\kappa)} - d).$$

Furthermore, one easily computes:

$$(5.16) \quad axy + duv = ae^{2i\phi}(\overline{x}y + \sigma\overline{u}v) - uv(\sigma ae^{2i(\phi-\eta)} - d), \quad \sigma \in \{-1, 1\}$$

$$axy + duv = ae^{2i\varphi}(x\overline{y} + \sigma u\overline{v}) - uv(\sigma ae^{2i(\varphi-\kappa)} - d).$$

Rearranging the terms in (5.15), (5.16), then using (5.9), (5.8) for $\widetilde{b} = 0$ and finally applying the triangle inequality yields for $\sigma \in \{-1, 1\}$:

$$(5.17) \quad \begin{aligned} |u^2(\sigma a e^{2i(\varphi-\kappa)} - d)| &\geq a(1-\delta) - |\widetilde{a}| - \epsilon, & |uv(\sigma a e^{2i(\varphi-\kappa)} - d)| &\leq \epsilon + a\delta, \\ |v^2(\sigma a e^{2i(\varphi-\kappa)} - d)| &\geq |\widetilde{d}| - \epsilon - a(1+\delta), & |uv(\sigma a e^{2i(\phi-\eta)} - d)| &\leq \epsilon + a\delta. \end{aligned}$$

It implies that at least one of the following two inequalities hold:

$$|\widetilde{a}| + \epsilon \geq a(1-\delta) - \epsilon - a\delta, \quad |\widetilde{d}| - \epsilon \leq a(1+\delta) + \epsilon + a\delta.$$

From Lemma 4.1 (3) for $B = dI_2$ ($a = d$) it follows that $d = \sqrt{\widetilde{a}\widetilde{d}} + \epsilon'$ with $|\epsilon'| \leq \max\{\epsilon, \delta\}(4\max\{1, |\widetilde{d}|, |\widetilde{d}\widetilde{a}|\} + 2)^2$. If $\widetilde{a} \neq 0$ (and hence $\widetilde{a} < \widetilde{d}$), then the above inequalities fail. Further when $\widetilde{a} = 0$ we get that $d = \epsilon' |\epsilon'| \leq \max\{\epsilon, \delta\}(4\max\{1, |\widetilde{d}|\} + 2)^2$. By dividing the last two inequalities of (5.17) for $a = d = \epsilon'$ we obtain $|\frac{u}{v}| \leq \frac{\epsilon + \epsilon'\delta}{\widetilde{d} - \epsilon - \epsilon'(1+\delta)}$, while the third inequality of (5.17) gives $\frac{1}{|v|^2} \leq \frac{2\epsilon'}{\widetilde{d} - \epsilon - \epsilon'(1+\delta)}$. Since (5.10) is valid in this case too, we obtain a inequality that fails for sufficiently small ϵ, δ .

Case III. $\left(\begin{bmatrix} 0 & 1 \\ \tau & 0 \end{bmatrix}, \begin{bmatrix} \widetilde{a} & \widetilde{b} \\ b & d \end{bmatrix}\right) \rightarrow \left(\begin{bmatrix} 0 & 1 \\ \tau & 0 \end{bmatrix}, \begin{bmatrix} a & b \\ b & d \end{bmatrix}\right), \quad \widetilde{b}, b \geq 0, (\tau, \tau) \in ([0, 1) \times (0, 1)) \cup \{(0, 0)\}$

By Lemma 3.3 (2) for (C10) we have

$$(5.18) \quad |xu|, |yu|, |vy| \leq \delta, \quad |vx| - 1 \leq \delta.$$

From (5.18) we get $|vx| \geq 1 - \delta \geq \frac{1}{2}$, $|yv| \leq \delta$ and it yields $\delta_6 = \frac{y}{x}$ with $|\delta_6| = |\frac{y}{x}| = \frac{|uv|}{|xv|} \leq \frac{\delta}{1-\delta} \leq 2\delta$, $\delta_5 = \frac{u}{v}$ with $|\delta_5| = |\frac{u}{v}| = \frac{|ux|}{|xv|} \leq \frac{\delta}{1-\delta} \leq 2\delta$ and $\delta_7 = \frac{uy}{vx}$ with $|\delta_7| \leq 2\delta$.

(a) $B = \begin{bmatrix} 0 & b \\ b & d \end{bmatrix}$, $b \geq 0$, $|d| \in \{0, 1\}$, $|b| + |d| \neq 0$

From (5.5) for $a = 0$ we get

$$(5.19) \quad \begin{aligned} 2bux + du^2 &= \widetilde{a} + \epsilon_1, \\ duv + bvx + buy &= \widetilde{b} + \epsilon_2, \\ 2bvy + dv^2 &= \widetilde{d} + \epsilon_4. \end{aligned}$$

By multiplying the last two equations by $\delta_5 = \frac{u}{v}$ and using $\delta_7 = \frac{uy}{vx}$ we obtain

$$(5.20) \quad du^2 + (1 + \delta_7)bux = (\widetilde{b} + \epsilon_2)\delta_5, \quad 2\delta_7bvx + dvu = (\widetilde{d} + \epsilon_4)\delta_5.$$

Subtracting the first and the second equation of (5.20) from the first and the second equation of (5.19), respectively, we get

$$(5.21) \quad (1 - \delta_7)bux = \widetilde{a} + \epsilon_1 - (\widetilde{b} + \epsilon_2)\delta_5, \quad (1 - \delta_7)bvx = \widetilde{b} + \epsilon_2 - (\widetilde{d} + \epsilon_4)\delta_5.$$

Here we took into account that the second equation of (5.19) can be seen as $duv + b(1 + \delta_7)vx = \widetilde{b} + \epsilon_2$. It is clear that the first (the second) equality in (5.21) fails for $\widetilde{a} \neq 0$ ($\widetilde{b} \neq 0$) and $b = 0$, provided that ϵ, δ are sufficiently small. Next, from the second equation of (5.21) and $vx = e^{i\vartheta} - \delta_0$ with $|\delta_0| \leq \delta$ (see (5.18)) that

$$(5.22) \quad b = \frac{\widetilde{b} + \epsilon_2 - (\widetilde{d} + \epsilon_4)\delta_5}{(1 - \delta_7)(e^{i\vartheta} - \delta_0)} = e^{-i\vartheta} \widetilde{b} + \frac{e^{-i\vartheta} \widetilde{b}(\delta_7 + e^{i\vartheta} \delta_0 - \delta_0 \delta_7) + \epsilon_2 - (\widetilde{d} + \epsilon_4)\delta_5}{(1 - \delta_7)(e^{i\vartheta} - \delta_0)}$$

Using (5.22) and $|ux| \leq \delta$ ($|yv| \leq \delta$) we find the upper bound for ϵ, δ so that the first equation of (5.21) (the last equation of (5.19)) fails for $\widetilde{a} \neq 0$ ($\widetilde{d} \neq 0$, $d = 0$).

Finally, it is easy to check that $P(s) = \begin{bmatrix} s^{-1} & 0 \\ s^2 & s \end{bmatrix}$, $B(s) = \begin{bmatrix} 0 & b(s) \\ b(s) & d \end{bmatrix}$ with $b(s) \rightarrow \widetilde{b}$, $c(s) = 1$, in (5.3) proves $\left(\begin{bmatrix} 0 & 1 \\ \tau & 0 \end{bmatrix}, \begin{bmatrix} 0 & \widetilde{b} \\ b & 0 \end{bmatrix}\right) \rightarrow \left(\begin{bmatrix} 0 & 1 \\ \tau & 0 \end{bmatrix}, \begin{bmatrix} 0 & b \\ b & d \end{bmatrix}\right)$, $b \geq \widetilde{b} \geq 0$. (Here $\tau(s) = \tau + s$.)

$$(b) \ B = \begin{bmatrix} 1 & b \\ b & 0 \end{bmatrix}, b \geq 0, \tau = 0$$

This case in dealth similarly as Case III (a). From (5.5) for $d = 0$ we get

$$(5.23) \quad \begin{aligned} 2bux + ax^2 &= \widetilde{a} + \epsilon_1, \\ axy + bvx + buy &= \widetilde{b} + \epsilon_2, \\ 2bvy + ay^2 &= \widetilde{d} + \epsilon_4. \end{aligned}$$

By multiplying the first two equations by $\delta_6 = \frac{v}{x}$ and using $\delta_7 = \frac{uv}{vx}$ we obtain

$$(5.24) \quad ay^2 + (1 + \delta_7)bvy = (\widetilde{b} + \epsilon_2)\delta_6, \quad 2\delta_7bvx + axy = (\widetilde{a} + \epsilon_1)\delta_6.$$

Subtracting the first and the second equation of (5.24) from the last and the second equation of (5.19), respectively, we get

$$(5.25) \quad (1 - \delta_7)bvy = \widetilde{d} + \epsilon_4 - (\widetilde{b} + \epsilon_2)\delta_5, \quad (1 - \delta_7)bvx = \widetilde{b} + \epsilon_2 - (\widetilde{a} + \epsilon_1)\delta_6.$$

(Here the second equation of (5.19) can be written as $axy + b(1 + \delta_7)vx = \widetilde{b} + \epsilon_2$.) The first (the second) equality in (5.25) fails for $\widetilde{d} \neq 0$ ($\widetilde{b} \neq 0$) and $b = 0$, provided that ϵ, δ are sufficiently small. We again obtain a similar expression for b as in (5.22) and we have a contradiction for $b = 0$, $\widetilde{b} \neq 0$ and δ, ϵ small enough, while using (5.22) and $|yv| \leq \delta$ ($|ux| \leq \delta$) it is not difficult to find the upper bound for ϵ, δ so that the first equation of (5.25) (and (5.23)) fails to hold for $\widetilde{d} \neq 0$ ($\widetilde{a} \neq 0, a = 0$).

It is easy to see that $P(s) = \begin{bmatrix} s & s^2 \\ 0 & s^{-1} \end{bmatrix}$, $B(s) = \begin{bmatrix} 1 & b(s) \\ b(s) & 0 \end{bmatrix}$ with $b(s) \rightarrow \widetilde{b}$, $c(s) = 1$, in (5.3) prove $\left(\begin{bmatrix} 0 & 1 \\ 0 & 0 \end{bmatrix}, \begin{bmatrix} 0 & \widetilde{b} \\ \widetilde{b} & 0 \end{bmatrix}\right) \rightarrow \left(\begin{bmatrix} 0 & 1 \\ 0 & 0 \end{bmatrix}, \begin{bmatrix} 1 & b \\ b & 0 \end{bmatrix}\right)$, $b \geq \widetilde{b} \geq 0$.

$$(c) \text{ either } B = 1 \oplus d, d \in \mathbb{C} \text{ (with } 0 < \tau < 1) \text{ or } B = a \oplus 1, a > 0 \text{ (} \tau = 0)$$

We have $|\delta_6| = |\frac{v}{x}| \leq \frac{\delta}{1-\delta}$ and $|\delta_5| = |\frac{u}{v}| \leq \frac{\delta}{1-\delta}$. So for $\widetilde{b} \neq 0$ the same proof as in Case I (a) (ii) applies here, too.

From (5.3) for $P(s) = \begin{bmatrix} s & s^2 \\ 0 & s^{-1} \end{bmatrix}$, $B(s) = 1 \oplus s^2 \widetilde{d}$ and $P(s) = \sqrt{a} \oplus \frac{1}{\sqrt{a}}$, $B(s) = 1 \oplus \frac{\widetilde{d}}{a}$ with $\tau \rightarrow \widetilde{\tau}$, $c(s) = 1$, in (5.3) we obtain $\left(\begin{bmatrix} 0 & 1 \\ \tau & 0 \end{bmatrix}, \widetilde{a} \oplus \widetilde{d}\right) \rightarrow \left(\begin{bmatrix} 0 & 1 \\ \tau & 0 \end{bmatrix}, 1 \oplus d\right)$ for $\widetilde{a} = 0$, $\widetilde{d} \in \{0, 1\}$ and $\widetilde{a} \neq 0$, $d \in \mathbb{C}$, respectively. Finally, $P(s) = \begin{bmatrix} s^{-1} & 1 \\ s^2 & s \end{bmatrix}$, $B(s) = (\widetilde{d}s^2 + s^3) \oplus 1$ with $c(s) = 1$ gives $\left(\begin{bmatrix} 0 & 1 \\ 0 & 0 \end{bmatrix}, \widetilde{d} \oplus 0\right) \rightarrow \left(\begin{bmatrix} 0 & 1 \\ 0 & 0 \end{bmatrix}, a \oplus 1\right)$, $a > 0$, $\widetilde{d} \in \{0, 1\}$,

$$(d) \ \begin{bmatrix} a & b \\ b & d \end{bmatrix}, a, d \in \mathbb{C}^*, b > 0$$

If $\begin{bmatrix} a & b \\ b & 1 \end{bmatrix}$, $a \in \mathbb{C}^*$, $b > 0$, then $A = \widetilde{A} = \begin{bmatrix} 0 & 1 \\ 1 & 0 \end{bmatrix}$ (see Lemma 2.1, Lemma 3.2). It suffices to check that $B(s) = \begin{bmatrix} \widetilde{a}s^2 + s^3 & \widetilde{b} + s \\ \widetilde{b} + s & 1 \end{bmatrix}$ with $c(s) = 1$, $P(s) = \begin{bmatrix} s^{-1} & 1 \\ s^2 & s \end{bmatrix}$, in (5.3) proves $\left(\begin{bmatrix} 0 & 1 \\ 0 & 0 \end{bmatrix}, \begin{bmatrix} \widetilde{a} & \widetilde{b} \\ \widetilde{b} & 0 \end{bmatrix}\right) \rightarrow \left(\begin{bmatrix} 0 & 1 \\ 0 & 0 \end{bmatrix}, \begin{bmatrix} a & b \\ b & 1 \end{bmatrix}\right)$, $\widetilde{b} \geq 0$, $\widetilde{a} \in \{0, 1\}$.

Further, let $B = \begin{bmatrix} e^{i\varphi} & b \\ b & \zeta \end{bmatrix}$, $b > 0$, $\zeta \in \mathbb{C}$, $0 \leq \varphi < \pi$ ($0 < \tau < 1$). When \widetilde{B} is either $\begin{bmatrix} 0 & \widetilde{b} \\ \widetilde{b} & \widetilde{d} \end{bmatrix}$ or $\begin{bmatrix} \widetilde{\zeta} & \widetilde{b} \\ \widetilde{b} & 1 \end{bmatrix}$, $\widetilde{\zeta} \neq 0$ we take $P(s) = \begin{bmatrix} s & s^2 \\ 1 & s^{-1} \end{bmatrix}$, $B(s) = \begin{bmatrix} e^{i\varphi} & \widetilde{b} + s \\ \widetilde{b} + s & \widetilde{d}s^2 \end{bmatrix}$ or $P(s) = |\widetilde{\zeta}|e^{i(\varphi + \frac{k\pi}{2})} \oplus \frac{1}{|\widetilde{\zeta}|}e^{i(\varphi + \frac{k\pi}{2})}$, $B(s) = \begin{bmatrix} e^{i\varphi} & \widetilde{b} + s \\ \widetilde{b} + s & (-1)^k |\widetilde{\zeta}|^2 \end{bmatrix}$ with $\arg \widetilde{\zeta} = \arg(\varphi + k\pi)$, $c(s) = 1$, to get a path.

Case IV. $(1 \oplus -1, \widetilde{B}) \rightarrow \left(\begin{bmatrix} 0 & 1 \\ 1 & 0 \end{bmatrix}, B\right)$

Lemma 3.3 (2) with (C6) for $\alpha = -\omega = 1$, $\beta = 0$ gives

$$(5.26) \quad 2\operatorname{Re}(\overline{x}u) = (-1)^k + \delta_1, \quad 2\operatorname{Re}(\overline{y}v) = -(-1)^k + \delta_2, \quad \overline{x}v + \overline{u}y = \delta_4, \quad k \in \mathbb{Z},$$

with $|\delta_1|, |\delta_2|, |\delta_4| \leq \delta$. By manipulating the third expression of (5.26) we get

$$\begin{aligned}
 (5.27) \quad \bar{x}v + \bar{u}y &= e^{-2i\phi}(xv - yu) + e^{-2i\phi}(e^{2i(\phi-\eta)} + 1)yu \\
 &= e^{-2i\phi} \det P + 2 \cos(\phi - \eta) e^{-i(\phi+\eta)} uy \\
 &= e^{-2i\phi} \det P + \operatorname{Re}(\bar{x}u) \frac{y}{x} \\
 &= e^{-2i\phi} \det P + \left((-1)^k + \delta_1\right) \frac{y}{x}, \\
 \bar{x}v + \bar{u}y &= -e^{-2i\eta}(xv - yu) + e^{-2i\eta}(e^{2i(\eta-\phi)} + 1)vx \\
 &= -e^{-2i\eta} \det P + 2 \cos(\phi - \eta) e^{-i(\phi+\eta)} vx \\
 &= -e^{-2i\eta} \det P + \operatorname{Re}(\bar{x}u) e^{-i(\phi+\eta)} \frac{y}{u} \\
 &= -e^{-2i\eta} \det P + \left((-1)^k + \delta_1\right) \frac{y}{u}.
 \end{aligned}$$

It follows that

$$(5.28) \quad \frac{y}{x} = \frac{\delta_4 - e^{-2i\phi} \det P}{(-1)^k + \delta_1}, \quad \frac{y}{u} = \frac{\delta_4 + e^{-2i\eta} \det P}{(-1)^k + \delta_1}.$$

(a) $B = 1 \oplus 0$ (hence $\bar{B} = 0 \oplus \bar{d}$, $\bar{d} \geq 0$)

We apply (4.8) to the first and the last equation of (5.5) for $a = 1$, $b = d = \bar{a} = 0$:

$$(5.29) \quad x = (-1)^{l_1} \sqrt{\epsilon_1}, \quad y = (-1)^{l_4} (\sqrt{\bar{d}} + \epsilon'_4), \quad l_1, l_4 \in \mathbb{Z}, |\epsilon'_4| \leq \frac{\epsilon_4}{\sqrt{|d|}},$$

respectively. Next, Lemma 4.1 (1) gives $|\det P| = 1 + \delta'$, $|\delta'| \leq 6\|E\| \leq \frac{6\delta}{\nu}$ with $\nu > 0$. By combining this fact, (5.29), (5.26) with (5.27) leads to

$$\left(\delta_2 - e^{-2i\phi + i \arg \det P} (1 + \delta')\right) = 2(-1)^{l_4} \frac{\sqrt{\bar{d}} + \epsilon'_4}{(-1)^{l_1} \sqrt{\epsilon_1}} \left((-1)^k + \delta_1\right)$$

which eventually yields a contradiction for any sufficiently small ϵ, δ . (For $x = (-1)^{l_1} \sqrt{\epsilon_1} = 0$ the first equation of (5.26) would fail.)

For $c(s) = 1$, $P(s) = \frac{1}{2} \begin{bmatrix} 2s & \frac{1}{s} \\ 2s & -\frac{1}{s} \end{bmatrix}$ in (5.3) we get $(1 \oplus -1, 0_2) \rightarrow \left(\begin{bmatrix} 0 & 1 \\ 1 & 0 \end{bmatrix}, 1 \oplus 0\right)$.

(b) $B = \begin{bmatrix} 0 & b \\ b & 1 \end{bmatrix}$, $b > 0$

(i) $\bar{B} = \begin{bmatrix} 0 & \bar{b} \\ \bar{b} & 0 \end{bmatrix}$, $\bar{b} > 0$

The first and the last equation of (5.19) for $\bar{a} = \bar{d} = 0$ immediately imply that $|2b|ux| - |u|^2| \leq \epsilon$ and $|2b|vy| - |v|^2| \leq \epsilon$. Further, (5.26) gives that $2|xu|, 2|yv| \geq 1 - \delta$ and hence $|u|^2, |v|^2 \geq b(1 - \delta) - \epsilon$. We have $u, v \neq 0$ (see (5.26)), so the first and the last equation of (5.19) yield $2bx = -u + \frac{\epsilon_1}{u}$ and $2by = -v + \frac{\epsilon_1}{v}$. Therefore

$$\bar{x}u = \frac{1}{2b}(-\bar{u} + \frac{\bar{\epsilon}_1}{\bar{u}})u = \frac{1}{2b}(-|u|^2 + \frac{\bar{\epsilon}_1}{u}), \quad \bar{y}v = \frac{1}{2b}(-\bar{v} + \frac{\bar{\epsilon}_1}{\bar{v}})v = \frac{1}{2b}(-|v|^2 + \frac{\bar{\epsilon}_1}{v}).$$

Adding the real parts of these equalities, applying the triangle inequality and using the first two equations of (5.26) with the lower estimates on $|u|^2, |v|^2$ gives

$$2\delta \geq 2 \left| \operatorname{Re}(\bar{x}u) + \operatorname{Re}(\bar{y}v) \right| = \left| \frac{1}{b}(|u|^2 + |v|^2) - \frac{1}{b} \operatorname{Re}\left(\frac{\bar{\epsilon}_1}{u} + \frac{\bar{\epsilon}_1}{v}\right) \right| \geq 2(1 - \delta) - \frac{4\epsilon}{\sqrt{b^2 - |\epsilon'|}},$$

where $b = \bar{b} + \epsilon'$ with $|\epsilon'| \leq \max\{\epsilon, \delta\}(4 \max\{\bar{b}, \bar{b}^2, 1\} + 2)^2$ (Lemma 4.1 (3)).

$$(ii) \quad \widetilde{B} = \widetilde{a} \oplus \widetilde{d}, \quad 0 \leq \widetilde{a} \leq \widetilde{d}$$

Since $u, v \neq 0$ (otherwise (5.26) fails) we easily validate the following calculation

$$\begin{aligned} x\overline{v} + u\overline{y} &= e^{-2i\kappa} \left((xv - yu) + (e^{2i(\kappa-\varphi)} + 1)yu \right) = e^{-2i\kappa} \det P + 2\cos(\kappa - \varphi)e^{-i(\kappa+\varphi)}uy \\ (5.30) \quad &= e^{-2i\kappa} \det P + 2\operatorname{Re}(\overline{y}v)\frac{u}{v}. \end{aligned}$$

By combining it with the second and the third equation of (5.26), and comparing it with Lemma 3.2 (D1) for $\widetilde{b} = 0$, leads to

$$\frac{u}{v} = \frac{\overline{\delta}_2 - e^{-2i\kappa} \det P}{-(-1)^k + \delta_4} = \frac{-b \det P + \epsilon_2}{\widetilde{d} + \epsilon_4} = \frac{\widetilde{a} + \epsilon_4}{b \det P + \epsilon_2}.$$

Lemma 4.1 (1), (2) gives $|\det P| = 1 + \delta'$, $|\delta'| \leq \frac{6\delta}{v}$ and $b \det P = (-1)^l i \sqrt{\widetilde{a}\widetilde{d}} + \epsilon'$, $l \in \mathbb{Z}$,

$$|\epsilon'| \leq \begin{cases} \epsilon \frac{4\widetilde{d}+2}{\sqrt{\widetilde{a}\widetilde{d}}}, & \widetilde{a} = \widetilde{d} = 0 \\ \sqrt{\epsilon(4\widetilde{d}+2)}, & \widetilde{a} \neq 0 \end{cases}. \text{ Thus either } 0 \neq \widetilde{a} = \widetilde{d} \text{ or we obtain a contradiction}$$

for any suitably small ϵ, δ . On the other hand, $c(s) = 1$, $P(s) = \begin{bmatrix} \frac{1}{s} & -\frac{i}{s} \\ 0 & \frac{1}{s} \end{bmatrix}$, $B(s) = \begin{bmatrix} 0 & \widetilde{d}+s \\ \widetilde{d}+s & 1 \end{bmatrix}$ in (5.3) implies $(1 \oplus -1, \widetilde{d}I_2) \rightarrow \left(\begin{bmatrix} 0 & 1 \\ 1 & 0 \end{bmatrix}, \begin{bmatrix} 0 & b \\ b & 1 \end{bmatrix} \right)$, $b > 0$, $\widetilde{d} \geq 0$.

$$(c) \quad B = 1 \oplus d, \quad \operatorname{Im} d > 0$$

Using equations (5.8) and (5.28) yields first

$$\begin{aligned} \widetilde{b} + \epsilon_2 &= axy + duv = \frac{1}{(-1)^k + \delta_1} \left(ax^2(\delta_4 - e^{-2i\phi} \det P) + du^2(\delta_4 + e^{-2i\phi} \det P) \right) \\ (5.31) \quad &= \frac{1}{(-1)^k + \delta_1} \left(\delta_4(ax^2 + du^2) + \det P(-ax^2e^{-2i\phi} + du^2e^{-2i\phi}) \right) \\ &= \frac{1}{(-1)^k + \delta_1} \left(\delta_4(\widetilde{a} + \epsilon_1) + \det P(-a|x|^2 + d|u|^2) \right) \end{aligned}$$

and then

$$\begin{aligned} \widetilde{d} + \epsilon_4 &= ay^2 + dv^2 = \frac{1}{((-1)^k + \delta_1)^2} \left(ax^2(\delta_4 - e^{-2i\phi} \det P)^2 + du^2(\delta_4 + e^{-2i\phi} \det P)^2 \right) \\ &= \frac{1}{((-1)^k + \delta_1)^2} \left(\delta_4^2(ax^2 + du^2) + \delta_4 \det P(-ax^2e^{-2i\phi} + du^2e^{-2i\phi}) \right. \\ (5.32) \quad &\quad \left. + (\det P)^2(ax^2e^{-4i\phi} + du^2e^{-4i\phi}) \right) \\ &= \frac{1}{((-1)^k + \delta_1)^2} \left(\delta_4^2(\widetilde{a} + \epsilon_1) + \delta_4((\widetilde{b} + \epsilon_2)((-1)^k + \delta_1) - \delta_4(\widetilde{a} + \epsilon_1)) \right. \\ &\quad \left. + (\det P)^2(\widetilde{a} + \overline{\epsilon}_1 + 2i \operatorname{Im}(d)\overline{u}^2) \right). \end{aligned}$$

The first equation further gives

$$(5.33) \quad \operatorname{Im}(d)|u|^2 = \operatorname{Im} \left(\frac{1}{\det P} \left((\widetilde{b} + \epsilon_2)((-1)^k + \delta_1) - \delta_4(\widetilde{a} + \epsilon_1) \right) \right).$$

Since $\det P = 1 + \delta'$, $|\delta'| \leq 6\frac{\delta}{v}$ by Lemma 4.1 1, it follows for $\widetilde{b} = 0$ that $|\operatorname{Im}(d)u^2| \leq \frac{\epsilon(1+\delta)+\delta(\widetilde{a}+\epsilon)}{1-6\frac{\delta}{v}}$ and it clearly contradicts (5.32) for $\widetilde{a} < \widetilde{d}$ and ϵ, δ small enough.

For $c(s) = 1$, $P(s) = \begin{bmatrix} \frac{1}{s} & -\frac{1}{s} \\ 0 & \frac{1}{s} \end{bmatrix}$ in (5.3) we obtain $(1 \oplus -1, 0_2) \rightarrow \left(\begin{bmatrix} 0 & 1 \\ 1 & 0 \end{bmatrix}, 0 \oplus d \right)$, $d > 0$. Next, $c(s) = 1$, $P(s) = \frac{\sqrt{a}}{\sqrt{2}} \begin{bmatrix} \frac{1}{a} & \frac{1}{a} \\ \frac{1}{a} & -\frac{1}{a} \end{bmatrix}$, $B(s) = 1 \oplus \widetilde{a}e^{is}$ (or $B(s) = 1 \oplus -\widetilde{b}^2e^{-is}$) yields the path from $(1 \oplus -1, \widetilde{b}I_2)$, $\widetilde{b} > 0$ (from $(1 \oplus -1, \begin{bmatrix} 0 & \widetilde{b} \\ \widetilde{b} & 0 \end{bmatrix})$, $\widetilde{b} > 0$) to $(\begin{bmatrix} 0 & 1 \\ 1 & 0 \end{bmatrix}, 1 \oplus d)$, $\operatorname{Im}(d) > 0$.

Case V. $\left(\begin{bmatrix} 0 & 1 \\ 1 & i \end{bmatrix}, \widetilde{B}\right) \rightarrow \left(\begin{bmatrix} 0 & 1 \\ 1 & i \end{bmatrix}, B\right)$

Lemma 3.3 (2) with (C9) for, $\beta = 1$, $\omega = i$, $\alpha = k = 0$ (since $\|v\|^2 - (-1)^k < \delta$) gives

$$(5.34) \quad |\overline{x}v + \overline{u}y - 1| \leq \delta, \quad |u|^2 \leq \delta, \quad |v|^2 - 1 \leq \delta, \quad |\operatorname{Re}(\overline{x}u)|, |\operatorname{Re}(\overline{y}v)| \leq \delta.$$

(a) $B = a \oplus d$, $a \geq 0$, $d \in \mathbb{C}$

It is not difficult to check that $B(s) = \begin{bmatrix} s & 0 \\ 0 & \frac{b^2}{2} \end{bmatrix}$, $c(s) = 1$, $P(s) = e^{-i\frac{\pi}{4}} \begin{bmatrix} 1 & i\frac{b}{s} \\ s^2 e^{i\frac{\pi}{4}} & 1 \end{bmatrix}$, in (5.3) proves $\left(\begin{bmatrix} 0 & 1 \\ 1 & i \end{bmatrix}, \begin{bmatrix} 0 & \widetilde{b} \\ \widetilde{b} & 0 \end{bmatrix}\right) \rightarrow \left(\begin{bmatrix} 0 & 1 \\ 1 & i \end{bmatrix}, a \oplus d\right)$, $d \in \mathbb{C}$, $a > 0$, $\widetilde{b} \geq 0$.

Next, we consider the cases $B = 0 \oplus d$, $d > 0$, $\widetilde{B} = \widetilde{a} \oplus 0$, $\widetilde{a} > 0$ (see Lemma 4.1). By rearranging the terms in (5.5) for $b = \widetilde{b} = a = \widetilde{d} = 0$ (see (5.8)), using the second and the third estimate in (5.34) and applying the triangle inequality, we get

$$d\delta - \epsilon \geq |du^2| - \epsilon \geq \widetilde{a}, \quad d(1 - \delta) \leq |dv^2| \leq \epsilon$$

and so $\frac{\delta\epsilon}{(1-\delta)} - \epsilon \geq \widetilde{a}$, which fails for any small ϵ, δ .

(b) $B = \begin{bmatrix} 0 & b \\ b & 0 \end{bmatrix}$, $b > 0$, (by Lemma 2.1 hence $\widetilde{B} = \widetilde{a} \oplus \widetilde{d}$)

We have equations (5.11) for $\widetilde{b} = 0$. From the first and the last of these equations we obtain the estimates $2b|xu| \geq \widetilde{a} - \epsilon$ and $2b|y|(1 - \delta) \leq |\widetilde{d}| - \epsilon$ ($|v|^2 \geq 1 - \delta$ by (5.34)), respectively. Combining them and $|u|^2 \leq \delta$, $|v|^2 \geq 1 - \delta$ with the second equation of (5.11) for $\widetilde{b} = 0$ multiplied by u , yields

$$\epsilon\sqrt{\delta} + \delta \frac{|\widetilde{d}| - \epsilon}{2(1-\delta)} \geq |bu^2y - \epsilon_2u| = |b(xu)v| \geq \frac{\widetilde{a} - \epsilon}{2} \sqrt{1 - \delta}.$$

If $\widetilde{a} \neq 0$ and ϵ, δ are small enough we get a contradiction. To conclude, $B(s) = \frac{\widetilde{d}}{2}s \begin{bmatrix} 0 & 1 \\ 1 & 0 \end{bmatrix}$, $P(s) = e^{-i\frac{\pi}{4}} \begin{bmatrix} e^{i\frac{\pi}{4}}s & \frac{1}{s} \\ s & i \end{bmatrix}$ in (5.3) proves $\left(\begin{bmatrix} 0 & 1 \\ 1 & i \end{bmatrix}, 0 \oplus \widetilde{d}\right) \rightarrow \left(\begin{bmatrix} 0 & 1 \\ 1 & i \end{bmatrix}, \begin{bmatrix} 0 & b \\ b & 0 \end{bmatrix}\right)$, $\widetilde{d}, \widetilde{b} > 0$.

Case VI. $(1 \oplus -1, \widetilde{B}) \rightarrow \left(\begin{bmatrix} 0 & 1 \\ 1 & i \end{bmatrix}, B\right)$

From Lemma 3.3 (2) with (C9) for $-\omega = \alpha = 1$, $\beta = 0$ we obtain

$$(5.35) \quad 2\operatorname{Re}(\overline{x}u) = (-1)^k + \delta_1, \quad 2\operatorname{Re}(\overline{y}v) = -(-1)^k + \delta_2, \quad |u|^2, |v|^2 \leq \delta, \quad \overline{x}v + \overline{u}y = \delta_4,$$

where $|\delta_1|, |\delta_2|, |\delta_4| < \delta$, $k \in \mathbb{Z}$.

(a) $B = a \oplus d$, $a \geq 0$, $d \in \mathbb{C}$

If $\widetilde{b} = 0$, $0 \leq \widetilde{a} < \widetilde{d}$ the same proof as in Case IV ?? (c) applies here as well (compare (5.26) and (5.35)). For $c(s) = 1$, $P(s) = \begin{bmatrix} \frac{1}{2}s^{-1} & -\frac{1}{2}s^{-1} \\ s & s \end{bmatrix}$ in (5.3) we obtain $(1 \oplus -1, 0_2) \rightarrow \left(\begin{bmatrix} 0 & 1 \\ 1 & i \end{bmatrix}, 0 \oplus d\right)$, $d > 0$. Next, $c(s) = 1$, $P(s) = \frac{1}{\sqrt{2}} \begin{bmatrix} s^{-1} & s^{-1} \\ s & -s \end{bmatrix}$, $B(s) = (\widetilde{a} + s)(s^2 \oplus \frac{1}{s^2})$, $\widetilde{a} \geq 0$ (or $B(s) = (\widetilde{b} + s)(s^2 \oplus -\frac{1}{s^2})$) in (5.3) yields the path from $(1 \oplus -1, \widetilde{a}I_2)$ (from $(1 \oplus -1, \begin{bmatrix} 0 & \widetilde{b} \\ \widetilde{b} & 0 \end{bmatrix})$, $\widetilde{b} > 0$) to $\left(\begin{bmatrix} 0 & 1 \\ 1 & i \end{bmatrix}, a \oplus d\right)$, $a > 0$, $d \in \mathbb{C}$.

(b) $B = \begin{bmatrix} 0 & b \\ b & 0 \end{bmatrix}$, $b > 0$

The first and the last equation of (5.11) give $|2\overline{x}u| \leq \frac{\widetilde{a} + \epsilon}{b}$, $|2\overline{y}v| \leq \frac{\widetilde{d} + \epsilon}{b}$. Combined with the first two estimates in (5.35), it leads to

$$(5.36) \quad 1 - \delta \leq |2\operatorname{Re}(\overline{x}u)| \leq |2\overline{x}u| \leq \frac{\widetilde{a} + \epsilon}{b}, \quad 1 - \delta \leq |2\operatorname{Re}(\overline{y}v)| \leq |2\overline{y}v| \leq \frac{\widetilde{d} + \epsilon}{b}.$$

$$(i) \quad \widetilde{B} = \begin{bmatrix} 0 & \widetilde{b} \\ \widetilde{b} & 0 \end{bmatrix}, \widetilde{b} > 0$$

By Lemma 4.1 (3) we have $b = \widetilde{b} + \epsilon'$, $|\epsilon'| \leq \max\{\epsilon, \delta\}(2\max\{1, \widetilde{b}, \widetilde{b}^2\} + 1)^2$. From the first estimates of (5.36) for $\widetilde{a} = 0$ and (5.35) we obtain a contradiction for small ϵ, δ .

$$(ii) \quad \widetilde{B} = \widetilde{a} \oplus \widetilde{d}, \quad \widetilde{d} \geq \widetilde{a} > 0$$

If $\widetilde{a} > 0$ then by Lemma 4.1 (3) we have $b = \sqrt{\widetilde{a}\widetilde{d}} + \epsilon'$, $|\epsilon'| \leq \max\{\epsilon, \delta\}(4\max\{1, \widetilde{d}, \widetilde{a}\widetilde{d}\} + 2)^2$. For $\widetilde{a} \neq \widetilde{d}$ we either have $\frac{\widetilde{a}}{\widetilde{d}} < 1$ or $\frac{\widetilde{d}}{\widetilde{a}} < 1$. In either case one of the inequalities in (5.36) fails for $\epsilon = \delta$ small enough. When $0 \leq \widetilde{a} = \widetilde{d}$, then $c(s) = -1$, $P(s) = \frac{1}{\sqrt{2}} \begin{bmatrix} is^{-1} & s^{-1} \\ -is & s \end{bmatrix}$, $B(s) = \begin{bmatrix} 0 & \widetilde{d}+s \\ \widetilde{d}+s & 0 \end{bmatrix}$ in (5.3) proves $(1 \oplus -1, \widetilde{d}I_2) \rightarrow \left(\begin{bmatrix} 0 & 1 \\ 1 & i \end{bmatrix}, \begin{bmatrix} 0 & \widetilde{b} \\ \widetilde{b} & 0 \end{bmatrix} \right)$, $\widetilde{d} \geq 0$, $b > 0$.

When $\widetilde{a} = 0$ then Lemma 3.2 Using the cosine sum angle formula and applying few simple estimates we get

$$\begin{aligned} \frac{1}{2}(1 - \delta) &\leq |xu| \cos(\eta - \phi) \leq |xu| \cos(\varphi - \kappa) \cos(\psi - \pi) + |xu| \sin(\psi - \pi) \sin(\varphi - \kappa) \\ &\leq 2 \frac{|xu|}{|xv|} 2\delta + \frac{|xu|}{|yv|} (1 + \delta) \leq \frac{|\epsilon'_2|^2}{(\widetilde{d} - \epsilon)^2} (1 + \delta) + 4\delta \frac{|\epsilon'_2|}{\widetilde{d} - \epsilon}, \end{aligned}$$

which fails for sufficiently small ϵ, δ .

Case VII. $\left(\begin{bmatrix} 0 & 1 \\ 1 & 0 \end{bmatrix}, \widetilde{B} \right) \rightarrow \left(\begin{bmatrix} 0 & 1 \\ 1 & i \end{bmatrix}, B \right)$

Lemma 3.3 (2) with (C9) for $\alpha = \omega = 0$, $\beta = 0$ yields

$$(5.37) \quad |u|^2, |v|^2 \leq \delta, \quad |2\operatorname{Re}(\overline{y}v)| \leq \delta, \quad |2\operatorname{Re}(\overline{x}u)| \leq \delta, \quad |\overline{x}v + \overline{u}y - (-1)^k| \leq \delta, k \in \mathbb{Z}.$$

$$(a) \quad B = a \oplus d, a \geq 0$$

Taking $c(s) = 1$, $P(s) = \begin{bmatrix} 1 & s^{-1} \\ s & 0 \end{bmatrix}$, $B(s) = 0 \oplus \frac{a+s}{s^2}$ in (5.3) proves $\left(\begin{bmatrix} 0 & 1 \\ 1 & 0 \end{bmatrix}, 1 \oplus 0 \right) \rightarrow \left(\begin{bmatrix} 0 & 1 \\ 1 & i \end{bmatrix}, 0 \oplus d \right)$, $a \in \{1, 0\}$, $d > 0$. Next, $c(s) = 1$, $P(s) = e^{i\widetilde{d}} \begin{bmatrix} 1 & s^{-1} \\ s & 0 \end{bmatrix}$, $B(s) = (|\widetilde{d}| + s)s^2 \oplus \frac{1}{s^2}$ yields $\left(\begin{bmatrix} 0 & 1 \\ 1 & 0 \end{bmatrix}, 1 \oplus \widetilde{d} \right) \rightarrow \left(\begin{bmatrix} 0 & 1 \\ 1 & i \end{bmatrix}, a \oplus d \right)$, $\widetilde{d} = |\widetilde{d}|e^{i\widetilde{d}}$, $a > 0$, $d \in \mathbb{C}$.

Proceed with $\widetilde{b} = \begin{bmatrix} 0 & \widetilde{b} \\ \widetilde{b} & 1 \end{bmatrix}$, $\widetilde{b} > 0$, we conjugate the first pair with $\frac{1}{2} \begin{bmatrix} 2 & -2 \\ 1 & 1 \end{bmatrix}$:

$$(5.38) \quad \left(\begin{bmatrix} 0 & 1 \\ 1 & 0 \end{bmatrix}, \begin{bmatrix} 0 & \widetilde{b} \\ \widetilde{b} & 1 \end{bmatrix} \right) \approx \left(1 \oplus -1, \frac{1}{4} \begin{bmatrix} 4\widetilde{b}+1 & 1 \\ 1 & -4\widetilde{b}+1 \end{bmatrix} \right) \rightarrow \left(\begin{bmatrix} 0 & 1 \\ 1 & i \end{bmatrix}, a \oplus d \right), \quad d \in \mathbb{C}, a > 0.$$

Lemma 4.1 (3) gives $\det P = i(-1)^l e^{-\frac{\delta}{2}} + \epsilon'$, $d = |d|e^{i\vartheta}$, $|\epsilon'| \leq \max\{\epsilon, \delta\} \frac{5}{\widetilde{b}^2} (2\max\{\widetilde{b}^2, \widetilde{b} + \frac{1}{4}, 1\} + 1)$. Replacing $\widetilde{a}, \widetilde{b}, \widetilde{d}$ with $\widetilde{b} + \frac{1}{4}$, $\frac{1}{4}$, $\widetilde{b} - \frac{1}{4}$ in (5.32), respectively, and rearranging the terms implies

$$2i \operatorname{Im}(d) \overline{u}^2 = (-\widetilde{b} + \frac{1}{4})e^{i\vartheta} - (\widetilde{b} + \frac{1}{4}) + \epsilon_5 = (i2\widetilde{b} \sin \frac{\vartheta}{2} - \frac{1}{2} \cos \frac{\vartheta}{2})e^{-i\vartheta} + \epsilon_5,$$

where $|\epsilon_5| \leq C \max\{\epsilon, \delta\}$, and a constant $C > 0$ can be easily computed. Using (5.33) for $\widetilde{b} = \frac{1}{4}$ gives $i \operatorname{Im}(d) |u|^2 = -\frac{1}{4}(-1)^l \cos \frac{\vartheta}{2} + \epsilon_6$ and so we obtain $|2\widetilde{b} \sin \frac{\vartheta}{2}| \leq |\epsilon_5 + \epsilon_6|$ and then $i \operatorname{Im}(d) \overline{u}^2 = -\frac{1}{4} + \epsilon_7$. Here it is straightforward to calculate that $|\epsilon_6|, |\epsilon_7| \leq C' \max\{\epsilon, \delta\}$ for some positive constant C' . In a similar manner we could conclude that $i \operatorname{Im}(d) \overline{v}^2 = -\frac{1}{4} + \epsilon'_7$. (We use conjugated equation of (5.26) and thus obtain similar equalities as (5.28), (5.27).) Using all these constraints we can now find $c(s) = -1$, $P(s) = \frac{1}{\sqrt{2}} e^{i\frac{\pi}{4}} \begin{bmatrix} \frac{i}{s^2} e^{i\alpha(s)} & \frac{i}{s^2} e^{-i\alpha(s)} \\ s e^{-i\alpha(s)} & s e^{i\alpha(s)} \end{bmatrix}$ with $\sin(2\alpha(s)) = s$, $B(s) = (\widetilde{b})s^3 \oplus (\frac{\widetilde{b}}{s^3} - i\frac{1}{s^2})$ (see (5.3)), which proves the existence of (5.38).

$$(b) \quad B = \begin{bmatrix} 0 & b \\ b & 0 \end{bmatrix}, b > 0$$

$$(i) \quad \widetilde{B} = \begin{bmatrix} 0 & \widetilde{b} \\ \widetilde{b} & 1 \end{bmatrix}, \quad \widetilde{b} > 0$$

Lemma 3.2 (D3) gives

$$(5.39) \quad bvx = \frac{1}{2}(\widetilde{b} + \epsilon'_2 + (-1)^l \widetilde{b}), \quad buy = \frac{1}{2}(\widetilde{b} + \epsilon''_2 - (-1)^l \widetilde{b}), \quad l \in \mathbb{Z},$$

$$\text{where } |\epsilon'_2|, |\epsilon''_2| \leq \begin{cases} \frac{\epsilon(4\|\widetilde{B}\|+2+|\det \widetilde{B}|)}{|\det \widetilde{B}|}, & \det \widetilde{B} \neq 0 \\ \sqrt{\epsilon(4\|\widetilde{B}\|+3)}, & \det \widetilde{B} = 0 \end{cases}. \text{ If } \epsilon, \delta \text{ are small, then for } l \text{ even (odd),}$$

buy is close to 0 (close to \widetilde{b}) and bvx is close to \widetilde{b} (close to 0), and hence $\overline{x}v$ (or $\overline{u}y$) is close to $(-1)^k$, $k \in \mathbb{Z}$ by (5.37). Using the notation (5.4) for x, y, u, v we apply (4.4) to the third equation of (5.11) for $\widetilde{d} = 1$, to (5.39) and to the last estimate of (5.37), provided that $\frac{1}{b}(\epsilon + |\delta'|) + \delta \leq \frac{1}{2}$. We deduce that

$$\psi = \varphi + \kappa, \quad \psi_l = \begin{cases} \phi + \kappa, & l = 1 \\ \varphi + \eta, & l = 0 \end{cases}, \quad \psi'_l = \begin{cases} \kappa - \phi - k\pi, & l = 1 \\ \varphi - \eta - k\pi, & l = 0 \end{cases}$$

(so $\varphi - \kappa = (-1)^l(k\pi + \psi_l + \psi'_l - \psi)$), where $|\sin \psi| \leq 2\epsilon$, $|\sin \psi_l|, |\sin \psi'_l| \leq D \max\{\epsilon, \delta\}$, where a constant $D > 0$ can be computed. Therefore using a trivial estimate $|\sin(\varphi - \kappa)| \leq |\sin \psi'_l| + |\sin \psi_l| + |\sin \psi|$ together with the squared second estimate of (5.37) and the third equation of (5.11) for \widetilde{d} we get

$$\begin{aligned} \delta^2 &\geq |2\operatorname{Re}(\overline{v}y)|^2 = 4|vy|^2 |\cos(\varphi - \kappa)|^2 \geq \left(\frac{1-\epsilon}{2b}\right)^2 (1 - |\sin(\varphi - \kappa)|^2) \\ &\geq \left(\frac{1-\epsilon}{2b}\right)^2 ((2 + 2D) \max\{\epsilon, \delta\}). \end{aligned}$$

It is straightforward to choose ϵ, δ small enough so that this inequality fails.

$$(ii) \quad \widetilde{B} = 1 \oplus \widetilde{d}, \quad \operatorname{Im} \widetilde{d} > 0 \text{ or } \widetilde{d} = 0 \ (\widetilde{d} = |\widetilde{d}|e^{i\widetilde{\vartheta}}, \ 0 < \widetilde{\vartheta} < \pi)$$

From Lemma 3.2 (D3) we get

$$bvx = \frac{1}{2}(\epsilon'_2 + (-1)^l i \sqrt{|\widetilde{d}|} e^{i\frac{\widetilde{\vartheta}}{2}}), \quad buy = \frac{1}{2}(\epsilon''_2 - (-1)^l i \sqrt{|\widetilde{d}|} e^{i\frac{\widetilde{\vartheta}}{2}}),$$

$$\text{where } |\epsilon'_2|, |\epsilon''_2| \leq \begin{cases} \frac{\|F\|(4\|\widetilde{B}\|+2+|\det \widetilde{B}|)}{|\det \widetilde{B}|}, & \det \widetilde{B} \neq 0 \\ \sqrt{\|F\|(4\|\widetilde{B}\|+3)}, & \det \widetilde{B} = 0 \end{cases}. \text{ We combine this with the last esti-}$$

mate in (5.37) and write it in the notation (5.4):

$$\begin{aligned} (-1)^k + \delta_1 &= \overline{x}v + \overline{u}y = e^{-2i\phi}(xv + yu) + e^{-2i\phi}(e^{2i(\phi-\eta)} - 1)yu \\ &= e^{-2i\phi} \frac{\epsilon_2}{b} + 2i \sin(\phi - \eta) e^{-i(\phi+\eta)} \frac{1}{2b} (\epsilon_2 - (-1)^l i \sqrt{|\widetilde{d}|} e^{i\frac{\widetilde{\vartheta}}{2}} - \delta'), \end{aligned}$$

where $|\delta_1| \leq \delta$. Using (4.4) we deduce $\psi = \frac{\widetilde{\vartheta}}{2} - \eta - \phi + l\pi - k\pi + 2\pi m$, $m \in \mathbb{Z}$, $|\sin \psi| \leq 2\left(\frac{2\epsilon + |\delta'|}{b} + \delta\right)$, while the first equation of (??) gives $\psi' = \phi + \eta + 2\pi m'$, $|\sin \psi'| \leq 2\epsilon$.

Thus $\psi' + \psi = \frac{\widetilde{\vartheta}}{2} + n\pi$, $n \in \mathbb{Z}$ and by applying \sin we conclude

$$|\sin \frac{\widetilde{\vartheta}}{2}| \leq |\sin \psi| + |\sin \psi'| \leq 2\epsilon + 2\left(\frac{1}{\sqrt{|\widetilde{d}| - |\epsilon'|}} (2\epsilon + \frac{\epsilon(4\max\{1, |\widetilde{d}|\} + 2)}{|\widetilde{d}|}) + \delta\right),$$

which fails for ϵ, δ small enough.

From (5.3) for $c(s) = 1$, $P(s) = e^{\frac{\pi}{4}} \begin{bmatrix} \frac{-i}{2s^2} & e^{-\frac{\pi}{4}} \\ s e^{-\alpha(s)} & 2s^2 \end{bmatrix}$, $\sin \alpha(s) = s^2$, $B(s) = \begin{bmatrix} 0 & s \\ s & 0 \end{bmatrix}$ we get $\left(\begin{bmatrix} 0 & 1 \\ 1 & 0 \end{bmatrix}, 1 \oplus 0\right) \rightarrow \left(\begin{bmatrix} 0 & 1 \\ 1 & i \end{bmatrix}, \begin{bmatrix} 0 & b \\ b & 0 \end{bmatrix}\right)$, $b > 0$.

Case VIII. $\left(\begin{bmatrix} 0 & 1 \\ 1 & 0 \end{bmatrix}, \widetilde{B}\right) \rightarrow (1 \oplus -1, B)$

Lemma 3.3 (2) for (C14) gives

$$(5.40) \quad |x|^2 - |u|^2 = \delta_1, \quad \overline{x}y - \overline{u}v - (-1)^k = \delta_2, \quad |y|^2 - |v|^2 = \delta_4, \quad |\delta_1|, |\delta_2|, |\delta_4| \leq \delta, \quad k \in \mathbb{Z}.$$

$$(a) \quad B = a \oplus d, \quad 0 \leq a \leq d, \quad d > 0$$

We prove $\left(\begin{bmatrix} 0 & 1 \\ 1 & 0 \end{bmatrix}, 1 \oplus 0\right) \rightarrow (1 \oplus -1, 0 \oplus d)$ with $P(s) = \begin{bmatrix} s^{-1} & \frac{1}{2}s \\ s^{-1} & -\frac{1}{2}s \end{bmatrix}$, $c(s) = 1$, $B(s) = 0 \oplus s^2$.

Proceed with $B = a \oplus d$, $0 < a \leq d$.

$$(i) \quad \widetilde{B} = 1 \oplus \widetilde{d}, \quad \text{Im } \widetilde{d} > 0$$

We have equations (5.8) for $\widetilde{a} = 1$, $\text{Im } \widetilde{d} > 0$, $\widetilde{b} = 0$. By combining these equations with calculations (5.15), (5.16) for $\sigma = -1$ and the first two inequalities of (5.40) and by slightly rearranging the terms we deduce

$$(5.41) \quad \begin{aligned} \epsilon_1 + 1 - ae^{2i\phi}\delta_1 &= -u^2(-ae^{2i(\phi-\eta)} - d), \\ a((-1)^k + \delta_2) - e^{-2i\phi}\epsilon_2 &= e^{-2i\phi}(uv(-ae^{2i(\phi-\eta)} - d)), \\ a((-1)^k + \delta_2) - e^{-2i\varphi}\epsilon_2 &= e^{-2i\varphi}(uv(-ae^{2i(\varphi-\kappa)} - d)), \\ \epsilon_4 + \widetilde{d} - ae^{2i\varphi}\delta_4 &= -v^2(-ae^{2i(\varphi-\kappa)} - d). \end{aligned}$$

By rearranging the terms and slightly simplifying, we obtain

$$(5.42) \quad \begin{aligned} 2au^2 \cos(\phi - \eta)e^{i(\phi-\eta)} &= 1 + \epsilon_1 - ae^{2i\phi}\delta_1 + (a-d)u^2, \\ -2auv \cos(\phi - \eta)e^{-i(\phi+\eta)} &= a(-1)^k + a\delta_2 - ae^{-2i\phi}\epsilon_2 + (d-a)uv, \\ 2av^2 \cos(\varphi - \kappa)e^{i(\varphi-\kappa)} &= \widetilde{d} + \epsilon_4 - ae^{2i\varphi}\delta_4 + (a-d)v^2, \\ -2auv \cos(\varphi - \kappa)e^{-i(\varphi+\kappa)} &= a(-1)^k + a\delta_2 - ae^{-2i\varphi}\epsilon_2 + (d-a)uv. \end{aligned}$$

We now prove that there exists some constant $L > 0$ such that

$$(5.43) \quad (d-a) \max\{|u|^2, |v|^2\} \leq L \max\{\epsilon, \delta\}.$$

It clearly holds for $a = d$, so suppose further that $a \neq d$. Choosing ϵ, δ so small that $\epsilon + a\delta \leq \frac{\min\{1, |\widetilde{d}|\}}{2}$ we obtain from (5.41) that

$$\frac{1}{2(a+d)} \leq \frac{1-\epsilon-a\delta}{a+d} \leq |u|^2 \leq \frac{1+\epsilon+a\delta}{d-a} \leq \frac{1}{2(d-a)}, \quad \frac{|\widetilde{d}|}{2(a+d)} \leq \frac{|\widetilde{d}|-\epsilon-a\delta}{a+d} \leq |v|^2 \leq \frac{|\widetilde{d}|+\epsilon+a\delta}{d-a} \leq \frac{|\widetilde{d}|}{2(d-a)}.$$

Using (5.40), the upper estimates of $|u|^2, |v|^2$ first yield the upper estimates of $|x|^2, |y|^2$, and then it gives

$$1 - \delta \leq |\overline{x}y - \overline{u}v| \leq \sqrt{\frac{|\widetilde{d}|}{2(d-a)}} + \delta \sqrt{\frac{1}{2(d-a)}} + \delta + \frac{\sqrt{|\widetilde{d}|}}{2(d-a)} \leq \frac{\max\{|\widetilde{d}|, 1\}}{d-a} + \delta.$$

Thus $d-a \leq \frac{\max\{|\widetilde{d}|, 1\}}{1-2\delta} \leq 2(|\widetilde{d}|+1)$ (provided that $\delta \leq \frac{1}{4}$). Next, from Lemma 4.1 we have $\sqrt{ad} = \sqrt{|\widetilde{d}|} + \delta'$, $|\delta'| \leq \max\{\epsilon, \delta\}(4\max\{1, |\widetilde{d}|\} + 2)^2$, hence $a \leq \sqrt{|\widetilde{d}|} + 1$ and $d \leq 2(|\widetilde{d}|+1) + \sqrt{|\widetilde{d}|} + 1$ for ϵ, δ small enough. Therefore

$$(5.44) \quad \frac{1}{4(|\widetilde{d}|+1)+4(\sqrt{|\widetilde{d}|}+1)} \leq |u|^2, \quad \frac{|\widetilde{d}|}{4(|\widetilde{d}|+1)+4(\sqrt{|\widetilde{d}|}+1)} \leq |v|^2, \quad \frac{\sqrt{|\widetilde{d}|}}{4(|\widetilde{d}|+1)+4(\sqrt{|\widetilde{d}|}+1)} \leq |uv|.$$

Observe further that

$$(5.45) \quad \left| \frac{xy}{uv} \right|^2 = \left| \frac{(|u|^2 + \delta_1)(|v|^2 + \delta_4)}{|uv|^2} \right| = 1 + \frac{\delta_1}{|v|^2} + \frac{\delta_4}{|u|^2} + \frac{\delta_1 \delta_4}{|v u|^2} = 1 + \delta'',$$

$$|\delta''| \leq \delta \left(4(|\tilde{d}| + 1) + 4(\sqrt{|\tilde{d}| + 1}) \right) \left(1 + \frac{1}{|\tilde{d}|} + \frac{1}{\min\{|\tilde{d}|, 1\}} \right),$$

provided that $\delta \leq \frac{1}{4(|\tilde{d}|+1)+4(\sqrt{|\tilde{d}|+1})}$. By dividing the second equation of (5.8) for $\tilde{b} = 0$ by uv and applying the triangle inequality we get

$$(5.46) \quad \epsilon \frac{4(|\tilde{d}|+1)+4\sqrt{|\tilde{d}|+1}}{\sqrt{|\tilde{d}|}} \geq \left| d + a \frac{xy}{uv} \right| \geq |a| \left| \frac{xy}{uv} \right| - d = \left| a \left(\left| \frac{xy}{uv} \right| - 1 \right) - (d - a) \right| \geq |d - a| - a\delta''$$

By dividing the first two (the last) equations of (5.41) yields

$$\frac{1+\epsilon_1 - a e^{2i\phi} \delta_1}{a(-1)^k + a\delta_2 - e^{-2i\phi} \epsilon_2} = -e^{2i\phi} \frac{u}{v} = -e^{2i\phi + \eta - \kappa} \frac{|u|}{|v|}, \quad \frac{\tilde{d} + \epsilon_1 - a e^{2i\phi} \delta_4}{a(-1)^k + a\delta_2 - e^{-2i\phi} \epsilon_2} = -e^{2i\phi} \frac{v}{u} = -e^{2i\phi + \kappa - \eta} \frac{|v|}{|u|},$$

and diving these two gives

$$\frac{1}{\tilde{d}} + \delta''' = \frac{(1+\epsilon_1 - a e^{2i\phi} \delta_1)(a(-1)^k + a\delta_2 - e^{-2i\phi} \epsilon_2)}{(\tilde{d} + \epsilon_1 - a e^{2i\phi} \delta_4)(a(-1)^k + a\delta_2 - e^{-2i\phi} \epsilon_2)} = e^{i(2\phi + 2\kappa - 2\eta - 2\varphi)} \frac{|v|^2}{|u|^2}, \quad |\delta'''| \leq K, \max\{\epsilon, \delta\}$$

where $K > 0$ is a constant that can be computed. Then applying (4.8) we get $2\phi + 2\kappa - 2\eta - 2\varphi + \tilde{\vartheta} = \psi$ with $|\sin \psi| \leq \delta'''$ and $|e^{i\frac{\psi}{2}} - 1| = |\sin \frac{\psi}{4}| \leq \delta'''$ (here $\tilde{d} = |\tilde{d}|e^{i\tilde{\vartheta}}$). Using (5.45) we then deduce

$$\begin{aligned} \left| \frac{|xy|}{|uv|} e^{i(\phi - \varphi - \kappa + \eta)} - 1 \right| &= \left| (1 + \delta'') e^{i(-\frac{\tilde{\vartheta}}{2} + \frac{\psi}{2})} - 1 \right| = \left| e^{i\frac{\psi}{2}} (e^{-i\frac{\tilde{\vartheta}}{2}} + 1 - (e^{-i\frac{\psi}{2}} - 1)) + \delta'' e^{i(-\frac{\tilde{\vartheta}}{2} + \frac{\psi}{2})} \right| \\ &\geq |e^{-i\frac{\tilde{\vartheta}}{2}} + 1| - |\delta'''| - |\delta''| \geq \cos \frac{\tilde{\vartheta}}{4}, \end{aligned}$$

provided that ϵ, δ are such that $\frac{1}{4}|e^{-i\frac{\tilde{\vartheta}}{2}} + 1| = \frac{1}{2} \cos \frac{\tilde{\vartheta}}{4} \geq |\delta'''|, |\delta''|$ ($0 < \tilde{\vartheta} < \pi$). Thus:

$$2 \geq 1 + \delta \geq |\tilde{x}y - \tilde{u}v| = |uv| e^{i(\kappa - \eta)} \left(\frac{|xy|}{|uv|} e^{i(\phi - \varphi - \kappa + \eta)} - 1 \right) \geq \frac{1}{2} |uv| \cos \frac{\tilde{\vartheta}}{4}.$$

We get the upper bound for $|uv|$ and using (5.44) also for $|v|^2, |u|^2$:

$$|u|^2, |v|^2 \leq \frac{4(4(|\tilde{d}|+1)+4(\sqrt{|\tilde{d}|+1}))}{\cos^2 \frac{\tilde{\vartheta}}{4} \min\{1, |\tilde{d}|\}}.$$

Combining this with (5.46) finally gives (5.43) also in the case $a \neq d$. By applying (4.4) to equations (5.42) with $\tilde{d} = |\tilde{d}|e^{i\tilde{\vartheta}}$ we then deduce

$$\begin{aligned} \psi_1 &= (\phi + \eta) - \pi l_1, & |\sin \psi_1| &\leq 2\epsilon + 2a\delta + 2L\epsilon', & l_1 &\in \mathbb{Z}, \\ \psi_3 &= (\kappa - \phi) - \pi(k + l_3), & |\sin \psi_3| &\leq 2\epsilon + 2\delta + 2L\epsilon', & l_2 &\in \mathbb{Z}, \\ \psi_2 &= (\varphi + \kappa) - \pi l_2 - \tilde{\vartheta}, & |\sin \psi_2| &\leq \frac{2\epsilon + 2a\delta + 2L\epsilon'}{|\tilde{d}|}, & l_3 &\in \mathbb{Z}, \\ \psi_4 &= (\eta - \varphi) - \pi(k + l_4), & |\sin \psi_4| &\leq 2\epsilon + 2\delta + 2L\epsilon', & l_4 &\in \mathbb{Z}. \end{aligned}$$

It implies that $\psi_1 + \psi_3 - \psi_2 - \psi_4 = \pi(l_1 - l_2 + l_3 - l_4) + \tilde{\vartheta}$, which yields an inequality that fails for $\epsilon = \delta < \frac{|\operatorname{Im} \tilde{d}|}{8+(1+a+L)(1+|\tilde{d}|)}$ (recall $\operatorname{Im} \tilde{d} > 0$, $a \leq \sqrt{|\tilde{d}|+1}$):

$$|\sin \vartheta| \leq (2\epsilon + 2a\delta)(1 + \frac{1}{|\tilde{d}|}) + 4\epsilon + \delta.$$

$$(ii) \quad \widetilde{B} = \begin{bmatrix} 0 & \widetilde{b} \\ \widetilde{b} & 1 \end{bmatrix}, \widetilde{b} > 0$$

First, $c(s) = -1$, $P(s) = \begin{bmatrix} \frac{-i}{2}s & is^{-1} \\ \frac{s}{2} & s^{-1} \end{bmatrix}$ in (5.3) gives $\left(\begin{bmatrix} 0 & 1 \\ 1 & 0 \end{bmatrix}, \begin{bmatrix} 0 & \widetilde{b} \\ \widetilde{b} & 0 \end{bmatrix}\right) \rightarrow (1 \oplus -1, \widetilde{b} \oplus (\widetilde{b} + s))$.

Next, when $a = d$ we conjugate the first pair of matrices with $\frac{1}{2}\begin{bmatrix} 2 & 2 \\ 1 & -1 \end{bmatrix}$:

$$\left(\begin{bmatrix} 0 & 1 \\ 1 & 0 \end{bmatrix}, \begin{bmatrix} 0 & \widetilde{b} \\ \widetilde{b} & 1 \end{bmatrix}\right) \approx \left(1 \oplus -1, \frac{1}{4}\begin{bmatrix} 4\widetilde{b}+1 & 1 \\ 1 & -4\widetilde{b}+1 \end{bmatrix}\right) \rightarrow (1 \oplus -1, dI_2), \quad d > 0.$$

Using (5.9) for $\sigma = -1$ and (5.5) for $\widetilde{a} = \frac{1}{4}(4\widetilde{b}+1)$, $\widetilde{d} = \frac{1}{4}(-4\widetilde{b}+1)$, $\widetilde{b} = \frac{1}{4}$, $a = d$, $b = 0$, we can write the identities (5.15), (5.16) for $a = d$, $\sigma = -1$ in the form

$$(5.47) \quad \begin{aligned} \frac{1+4\widetilde{b}}{4} + \epsilon_1 &= de^{2i\phi}(\delta_1 + (-1)^k) + du^2(e^{2i(\phi-\eta)} + 1), \\ \frac{1-4\widetilde{b}}{4} + \epsilon_3 &= de^{2i\varphi}(\delta_3 - (-1)^k) + dv^2(e^{2i(\varphi-\kappa)} + 1), \\ d\delta_2 &= e^{-2i\phi}\left(\left(\frac{1}{4} + \epsilon_2\right) - duv(e^{2i(\phi-\eta)} + 1)\right), \\ d\delta_2 &= e^{-2i\varphi}\left(\left(\frac{1}{4} + \epsilon_2\right) - duv(e^{2i(\varphi-\kappa)} + 1)\right), \quad |\delta_1|, |\delta_2|, |\delta_3| \leq \delta \end{aligned}$$

By combining the first two and the last two equations (rearranging the terms and then multiplying the equations) we obtain

$$\begin{aligned} \left(\frac{1}{4} + \epsilon_2 - de^{2i\phi}\delta_2\right)\left(\frac{1}{4} + \epsilon_2 - de^{2i\varphi}\delta_2\right) &= d^2u^2v^2(e^{2i(\phi-\eta)} + 1)(e^{2i(\varphi-\kappa)} + 1) = \\ &= \left(\frac{1+4\widetilde{b}}{4} + \epsilon_1 - de^{2i\phi}(\delta_1 + (-1)^k)\right)\left(\frac{1-4\widetilde{b}}{4} + \epsilon_3 - de^{2i\varphi}(\delta_3 - (-1)^k)\right) \end{aligned}$$

respectively. By comparing the right-hand sides of the equations and rearranging the terms we eventually conclude

$$\begin{aligned} \frac{1}{16} &= \frac{1-16\widetilde{b}^2}{16d^2} + d(-1)^k(-e^{2i\phi}\frac{1-4\widetilde{b}}{4} + \frac{1+4\widetilde{b}}{4}e^{2i\varphi}) - d^2e^{2i\phi+2i\varphi} - \epsilon' \\ \epsilon' &= \left(-\widetilde{b}^2 - d^2e^{2i(\phi+\varphi)} + (-1)^k d\widetilde{b}(e^{2i\phi} + e^{2i\varphi})\right) + \frac{d}{4}(-1)^k(e^{2i\varphi} - e^{2i\phi}) \\ \epsilon' &= \widetilde{b}^2\left(-1 - e^{2i(\phi+\varphi)} + (-1)^k(e^{2i\phi} + e^{2i\varphi})\right) + \frac{d}{4}(-1)^k(e^{2i\varphi} - e^{2i\phi}) + (\widetilde{b}^2 - d^2)e^{2i(\phi+\varphi)} \\ &\quad + (-1)^k(d - \widetilde{b})\widetilde{b}(e^{2i\phi} + e^{2i\varphi}) \\ \epsilon'' &= \left(4\widetilde{b}^2 \sin(\phi + \frac{k\pi}{2}) \sin(\varphi + \frac{k\pi}{2}) + i\frac{d}{2} \sin(\phi - \varphi)\right)e^{i(\phi+\varphi+k\pi)}, \end{aligned}$$

with $|\epsilon'|, |\epsilon''| \leq C \max\{\epsilon, \delta\}$, where a constant $C > 0$ can be computed. (Note that $d = \widetilde{b} + \delta'$ with $|\delta'| \leq \max\{\epsilon, \delta\}(4\max\{1, \widetilde{b}, \widetilde{b}^2\} + 2)^2$ by Lemma 4.1 3.) Therefore $|\sin(\phi - \varphi)| \leq \frac{2}{d}|\epsilon''| \leq \frac{2|\epsilon''|}{b-|\delta'|}$ and either $|\sin(\phi + \frac{k\pi}{2})| \leq \frac{1}{2b}\sqrt{|\epsilon''|}$ or $|\sin(\varphi + \frac{k\pi}{2})| \leq \frac{1}{2b}\sqrt{|\epsilon''|}$ (or both). Since one of the expressions $|\sin(\phi + \frac{k\pi}{2})|$ or $|\sin(\varphi + \frac{k\pi}{2})|$ is bounded by $\frac{1}{2b}\sqrt{|\epsilon''|}$, then by using the angle difference formula for sine and applying the

triangular inequality we deduce that the other is bounded by $\frac{\frac{1}{2b}\sqrt{|\epsilon''|} + \frac{2|\epsilon''|}{b-|\delta'|}}{\sqrt{1 - \frac{1}{4b^2}|\epsilon''|}}$.

In the same manner, but with $x, u, y, v, \phi, \eta, \varphi, \kappa, \delta_1, \delta_2, \delta_3, k$ replaced by $u, x, v, y, \eta, \phi, \kappa, \varphi, -\delta_1, -\delta_2, -\delta_3, k+1$, respectively, in (5.16), (5.15) for $a = d = \widetilde{b}$, $\sigma = -1$ and

(5.47), we conclude that $2\left|\sin\left(\eta + \frac{(k+1)\pi}{2}\right)\right|, 2\left|\sin\left(\kappa + \frac{(k+1)\pi}{2}\right)\right| \leq \frac{\frac{1}{2b}\sqrt{|\epsilon''|} + \frac{2|\epsilon''|}{b-|\delta'|}}{\sqrt{1-\frac{1}{4b^2}|\epsilon''|}}$. Hence

$$\left|\cos(\phi + \kappa)\right| = \left|\sin\left(\phi + \frac{k\pi}{2} + \kappa + \frac{(k+1)\pi}{2}\right)\right| \leq 2\frac{\frac{1}{2b}\sqrt{|\epsilon''|} + \frac{2|\epsilon''|}{b-|\delta'|}}{\sqrt{1-\frac{1}{4b^2}|\epsilon''|}}.$$

On the other hand, the third equation of (5.47) with its terms rearranged and simplified can be written as

$$de^{2i\phi}\delta_2 - \epsilon_2 = \frac{1}{4} - 2d|uv|\cos(\phi - \eta)e^{i(\phi+\kappa)}.$$

Provided that $\frac{1}{8} \geq (\widetilde{b}+|\delta'|)\delta+\epsilon \geq (\widetilde{b}+|\delta'|)\delta+\epsilon$, then applying (4.4) yields $|\sin(\phi+\kappa)| \leq 8(d\delta+\epsilon)$. We have a contradiction with the above estimate for any small ϵ, δ .

$$(b) \ B = \begin{bmatrix} 0 & b \\ b & 0 \end{bmatrix}, \ b > 0$$

$$(i) \ \widetilde{B} = \begin{bmatrix} 0 & \widetilde{b} \\ \widetilde{b} & 1 \end{bmatrix}, \ \widetilde{b} > 0$$

The first equation of (5.11) and (5.40) yield that at least one of $|x|^2$ or $|u|^2$ is not larger than $\frac{\epsilon}{2b}$ and the other is not larger than $\frac{\epsilon}{2b} + \delta$. Similarly, the last equation of (5.11) for $\widetilde{d} = 1$ and the last equation of (5.40) give $|y|^2, |v|^2 \leq \frac{1+\epsilon}{2b} + \delta$. From the second estimate of (5.40) we then get:

$$1 - \delta \leq |\overline{x}y - \overline{u}v| \leq 2\left(\frac{\epsilon}{2b} + \delta\right)\left(\frac{1+\epsilon}{2b} + \delta\right).$$

Using $b = \widetilde{b} + \delta'$ with $|\delta'| \leq \max\{\epsilon, \delta\}(4\max\{1, \widetilde{b}, \widetilde{b}^2\} + 2)^2$ (Lemma 4.1 (3)) finally gives a contradiction for any sufficiently small ϵ, δ .

$$(ii) \ \widetilde{B} = 1 \oplus \widetilde{d}, \ \widetilde{d} \in \mathbb{C}$$

To prove $\left(\begin{bmatrix} 0 & 1 \\ 1 & 0 \end{bmatrix}, 1 \oplus 0\right) \rightsquigarrow (1 \oplus -1, \begin{bmatrix} 0 & b \\ b & 0 \end{bmatrix})$, $b > 0$, we take $P(s) = \begin{bmatrix} s^{-1} & \frac{1}{2}s \\ s^{-1} & -\frac{1}{2}s \end{bmatrix}$, $c(s) = 1$, $B(s) = \frac{s^2}{2}\begin{bmatrix} 0 & 1 \\ 1 & 0 \end{bmatrix}$ in (5.3). If $\widetilde{d} = |\widetilde{d}|e^{i\widetilde{\vartheta}}$, $0 < \widetilde{\vartheta} < \pi$ then Lemma 3.2 (D3) gives

$$bv x = \frac{1}{2}(\epsilon'_2 + (-1)^l i \sqrt{|\widetilde{d}|} e^{i\frac{\widetilde{\vartheta}}{2}}), \quad bu y = \frac{1}{2}(\epsilon''_2 - (-1)^l i \sqrt{|\widetilde{d}|} e^{i\frac{\widetilde{\vartheta}}{2}}),$$

where $|\epsilon'_2| \leq \frac{\epsilon(4\max\{1, |\widetilde{d}|\} + 2 + |\widetilde{d}|)}{|\widetilde{d}|}$. Applying (4.4) to this equality and to the first equality of (5.11) we get $\psi_1, \psi_2, \psi_1, \psi_2 \in (-\frac{\pi}{2}, \frac{\pi}{2})$ such that

$$\begin{aligned} \psi_1 &= \phi + \kappa - \frac{\pi}{2} - \frac{\widetilde{\vartheta}}{2} - l\pi + 2\pi l_3, & |\sin \psi_1| &\leq \epsilon'_2, \\ \psi_2 &= \varphi + \eta - \frac{\pi}{2} - \frac{\widetilde{\vartheta}}{2} - (l+1)\pi + 2\pi l_4, & |\sin \psi_2| &\leq \epsilon'_2, \\ \psi_3 &= \phi + \eta + 2\pi l_1, & |\sin \psi_3| &\leq \epsilon. \end{aligned}$$

Thus

$$\begin{aligned} (-1)^k + \delta_2 &= \overline{x}y - \overline{u}v = |xy|e^{i(\varphi-\phi)} - |uv|e^{i(\kappa-\eta)} = |xy|e^{i((\varphi+\eta)-(\phi+\eta))} - |uv|e^{i((\kappa+\phi)-(\phi+\eta))} \\ &= |xy|e^{i(\psi_2-2\pi l_4-\psi_3+\frac{\pi}{2}+\frac{\widetilde{\vartheta}}{2}+(l+1)\pi+2\pi l_1)} - |uv|e^{i(\frac{\pi}{2}+\frac{\widetilde{\vartheta}}{2}+l\pi-2\pi l_3+2\pi l_1-\psi_3+\psi_1)} = \\ &= e^{i(\psi_2-\psi_3+\frac{\widetilde{\vartheta}}{2}+(l+1)\pi+\frac{\pi}{2})}(|xy| + |uv|e^{i(\psi_1-\psi_2)}) \end{aligned}$$

Since $\psi_1, \psi_2, \psi_3 \in (-\frac{\pi}{2}, \frac{\pi}{2})$ are close to 0, the argument of the second factor is even closer to 0 than $\psi_1 - \psi_1$. Using (4.4) again we obtain $\psi = k\pi - (\psi_2 - \psi_3 + \frac{\widetilde{\vartheta}}{2} + (l +$

1) $\pi + \frac{\pi}{2}$) $-(\psi_1 - \psi_2)$ with $|\sin \psi| \leq 2\delta$. It which yields a contradiction:

$$0 \neq |\cos \frac{\tilde{\vartheta}}{2}| = \left| \sin(\frac{\tilde{\vartheta}}{2} + \frac{\pi}{2}) \right| \leq |\sin(\psi_3 + \psi_1)| \leq 2\epsilon'_2 + 2\delta.$$

Case IX. $\left(\begin{bmatrix} 0 & 1 \\ 1 & 0 \end{bmatrix}, \tilde{B}\right) \rightarrow \left(\begin{bmatrix} 0 & 1 \\ 1 & 0 \end{bmatrix}, B\right)$, $\det B = \det \tilde{B} \neq 0$ (see Lemma 2.1 and (5.1))

Lemma 3.3 (2) with (C6) for $\alpha = \omega = 0$, $\beta = 1$ and with some $|\delta_1|, |\delta_2|, |\delta_4| \leq \delta$ gives

$$(5.48) \quad 2\operatorname{Re}(\bar{x}u) = \delta_1, \quad \bar{x}v + \bar{u}y = (-1)^k + \delta_2, \quad 2\operatorname{Re}(\bar{y}v) = \delta_4, \quad k \in \mathbb{Z}.$$

$$(a) \quad B = 1 \oplus d, \operatorname{Im} d > 0, \quad \tilde{B} = \begin{bmatrix} 0 & \tilde{b} \\ \tilde{b} & 1 \end{bmatrix}, \tilde{b} > 0$$

In this case it is convenient to conjugate the first pair with $\frac{1}{2} \begin{bmatrix} 2 & 2 \\ 1 & -1 \end{bmatrix}$:

$$\left(\begin{bmatrix} 0 & 1 \\ 1 & 0 \end{bmatrix}, \begin{bmatrix} 0 & \tilde{b} \\ \tilde{b} & 1 \end{bmatrix}\right) \rightarrow \left(\begin{bmatrix} 1 & 0 \\ 0 & -1 \end{bmatrix}, \frac{1}{4} \begin{bmatrix} 4+d & 4-d \\ 4-d & 4+d \end{bmatrix}\right) \approx \left(\begin{bmatrix} 0 & 1 \\ 1 & 0 \end{bmatrix}, \begin{bmatrix} 1 & 0 \\ 0 & d \end{bmatrix}\right).$$

By setting y, v as in (5.4) we conclude from the first equation of (5.5) that

$$(5.49) \quad \begin{aligned} \epsilon_1 &= \frac{1}{4}(4+d)x^2 + \frac{1}{2}(4-d)xu + \frac{1}{4}(4+d)u^2 \\ &= \frac{4+d}{4}(|x|^2 - |u|^2)e^{2i\phi} + |u|^2(e^{2i\phi} + e^{2i\eta}) + \frac{32-2|d|^2-16i\operatorname{Im}(d)}{|4+d|^2}|xu|e^{i(\phi+\eta)} \\ &= \frac{4+d}{4}(|x|^2 - |u|^2)e^{2i\phi} + \frac{4+d}{4}e^{i(\phi+\eta)}(|u|^2 \cos(\phi - \eta) + \frac{32-2|d|^2}{|4+d|^2}|xu| - i\frac{16\operatorname{Im}(d)}{|4+d|^2}|xu|). \end{aligned}$$

Observe that $||x|^2 - |u|^2|$ is smaller than δ (as in Case VIII we have (5.40)), thus we get the estimate $\frac{16|\operatorname{Im}(d)|}{|4+d|^2}|xu| \leq \frac{4\epsilon}{|4+d|} + \delta$. Combining it with the first equality of

$$(5.40) \text{ we obtain } |x|^2, |u|^2 \leq \frac{|4+d|^2}{16|\operatorname{Im}(d)|} \left(\frac{4\epsilon}{|4+d|} + \delta \right) + \delta.$$

Similarly as in (5.49) we write the third equation of (5.5) in the form

$$1 + \epsilon_4 = \frac{4+d}{4}(|y|^2 - |v|^2)e^{2i\varphi} + \frac{4+d}{4}e^{i(\varphi+\kappa)}(|v|^2 \cos(\varphi - \kappa) + \frac{32-2|d|^2}{|4+d|^2}|vy| - i\frac{16\operatorname{Im}(d)}{|4+d|^2}|vy|)$$

and using the first and the last equality of (5.40) we deduce $\frac{16|\operatorname{Im}(d)|}{|4+d|^2}|vy| \leq \frac{4+4\epsilon}{|4+d|} + \delta$,

$|y|^2, |v|^2 \leq \frac{|4+d|^2}{16|\operatorname{Im}(d)|} \left(\frac{4+4\epsilon}{|4+d|} + \delta \right) + \delta$. Applying the triangle inequality to the squared second equality of (5.40) now leads to an inequality that fails for any small ϵ, δ :

$$(1 - \delta)^2 \leq |\bar{x}v + \bar{u}y|^2 \leq 4 \left(\frac{|4+d|^2}{16|\operatorname{Im}(d)|} \left(\frac{4+4\epsilon}{|4+d|} + \delta \right) + \delta \right) \left(\frac{|4+d|^2}{16|\operatorname{Im}(d)|} \left(\frac{4\epsilon}{|4+d|} + \delta \right) + \delta \right).$$

Note that by Lemma 4.1 we have $|d| = \tilde{b} + \epsilon'$ with $\epsilon' \leq \max\{\epsilon, \delta\}(4\max\{\tilde{b}^2, \tilde{b}, 1\} + 2)^2$

$$(b) \quad B = \begin{bmatrix} 0 & b \\ b & 1 \end{bmatrix}, b > 0$$

First, let $\tilde{B} = 1 \oplus \tilde{d}$, $\tilde{d} = |\tilde{d}|e^{i\tilde{\vartheta}}$, $\pi > \tilde{\vartheta} > 0$. We have equations (5.19) for $d = \tilde{d} = 1$,

$\tilde{b} = 0$ and Lemma 3.2 (D1) is valid for $\tilde{b} = 0$, $\tilde{a} = 1$, $u, v \neq 0$, thus $\frac{v}{u} = \frac{i(-1)^l \sqrt{\tilde{d} + \epsilon_2}}{1 + \epsilon_4}$,

$l \in \mathbb{Z}$. (If $u = 0$ ($v = 0$) the first (the last) of equations (5.19) fails for $\epsilon < 1$ ($\epsilon < |\tilde{d}|$).)

Further, from (5.30), (5.48) we obtain $(-1)^k + \bar{\delta}_2 = e^{-2i\kappa} \det P + \delta_4 \frac{u}{v}$. Similarly, with $x, y, u, v, \varphi, \kappa$ replaced by y, x, v, u, ϕ, η in (5.30) we get $(-1)^k + \bar{\delta}_2 = e^{-2i\eta} \det P + \delta_1 \frac{v}{u}$.

Lemma 4.1 (2) yields $b = \sqrt{|\tilde{d}|} + \epsilon'$ with $\epsilon \leq \max\{\epsilon, \delta\}(4\max\{|\tilde{d}|, 1\} + 2)^2$ and $\det P =$

$(-1)^l i e^{i\frac{\tilde{\vartheta}}{2}} + \delta'$, $l \in \mathbb{Z}$, $|\delta'| \leq \max\{\epsilon, \delta\} \frac{5}{|\tilde{d}|} (4\max\{|\tilde{d}|, 1\} + 2)^2$. We now collect everything together to deduce:

$$\frac{|v|^2}{|u|^2} = \frac{v^2}{u^2} \frac{(-1)^k e^{2i\eta}}{e^{2i\kappa}} = \frac{(b \det P + \epsilon_2)^2}{(1 + \epsilon_4)^2} \cdot \frac{\det P + e^{2i\eta} \delta_1 \frac{v}{u} - \bar{\delta}_2 e^{2i\eta}}{\det P + e^{2i\kappa} \delta_4 \frac{u}{v} - e^{2i\kappa} \bar{\delta}_2} = \frac{-b^2 e^{i\tilde{\vartheta}} + \epsilon'}{1 + \epsilon''},$$

$|\epsilon'|, |\epsilon''| \leq K \max\{\epsilon, \delta\}$, where a constant $K > 0$ can be obtained by a straightforward computation. If ϵ, δ are small enough it contradicts $\pi > \tilde{\vartheta} > 0$.

For $P(s) = \begin{bmatrix} 0 & 1 \\ 1 & 0 \end{bmatrix}$, $B = \begin{bmatrix} 0 & s \\ s & 1 \end{bmatrix}$, $c(s) = 1$ in (5.3) we get $(\begin{bmatrix} 0 & 1 \\ 1 & 0 \end{bmatrix}, 1 \oplus 0) \rightarrow (\begin{bmatrix} 0 & 1 \\ 1 & 0 \end{bmatrix}, \begin{bmatrix} 0 & b \\ b & 1 \end{bmatrix})$, $b > 0$.

Case X. $(\begin{bmatrix} 0 & 1 \\ 1 & \omega \end{bmatrix}, \tilde{B}) \rightarrow (1 \oplus e^{i\theta}, B)$, $0 < \theta < \pi$, $\omega \in \{0, i\}$

From Lemma 3.3 (C3) we get

$$(5.50) \quad |u|^2 - |x|^2 = \delta_1, \quad |v|^2 - |y|^2 = \delta_4, \quad |\bar{x}y - \bar{u}v - (-1)^k| \leq \delta, \quad |\sin \theta| \leq \delta, \quad k \in \mathbb{Z}.$$

If in addition $\omega = i$ then $(\sin \theta)|v|^2 = 1 + \delta_2$, $(\sin \theta)|u|^2 = \delta_3$; here $|\delta_1|, |\delta_4|, |\delta_2|, |\delta_3| \leq \delta$.

$$(a) \quad B = \begin{bmatrix} 0 & b \\ b & d \end{bmatrix}, \quad b \geq 0, \quad d > 0$$

$$\text{Next, } c(s) = 1, P(s) = \begin{bmatrix} \frac{is}{\sqrt{d+s}} & \frac{i}{s}\sqrt{d+s} \\ 0 & -\frac{i}{s}\sqrt{d+s} \end{bmatrix}, B(s) = s^2 \begin{bmatrix} 0 & b(s) \\ b(s) & 2b(s)-1 \end{bmatrix}, b(s) \rightarrow \tilde{b}, \sin(\frac{\theta}{2}) = \begin{cases} \frac{s^2}{2}, & \omega = i \\ \frac{s^3}{2}, & \omega = 0 \end{cases}$$

in (5.3) proves $(\begin{bmatrix} 0 & 1 \\ 1 & \omega \end{bmatrix}, \begin{bmatrix} 0 & \tilde{b} \\ \tilde{b} & d \end{bmatrix}) \rightarrow (1 \oplus e^{i\theta}, \begin{bmatrix} 0 & b \\ b & d \end{bmatrix})$, $b \geq \tilde{b} \geq 0$, and either $\omega = 0$, $\tilde{b} > 0$, $\tilde{d} = 1$ or $\omega = i$, $\tilde{d}, \tilde{b} \geq 0$. Note that $(1 \oplus e^{i\theta}, \begin{bmatrix} 0 & b \\ b & -d \end{bmatrix}) \approx (1 \oplus e^{i\theta}, \begin{bmatrix} 0 & b \\ b & d \end{bmatrix})$; conjugate by $i(1 \oplus -1)$.

Proceed with $\tilde{B} = \tilde{a} \oplus \tilde{d}$, $\tilde{a} \neq 0$ and using Lemma 3.2 (D1) we get $(\tilde{a} + \epsilon_1)v = (i(-1)^l \sqrt{\tilde{a}\tilde{d}} + \epsilon'_2)u$ with $|\epsilon'_2| \leq \begin{cases} \frac{\epsilon(4\|\tilde{B}\|+2+|\det \tilde{B}|)}{\sqrt{|\det \tilde{B}|}}, & \det \tilde{B} \neq 0 \\ \sqrt{\epsilon(4\|\tilde{B}\|+3)}, & \det \tilde{B} = 0 \end{cases}$. Combining this with

(5.50) (hence $(1 + \delta_2)|u|^2 = \delta_3|v|^2$ for $\omega = i$), we obtain a contradiction for $\omega = i$ and ϵ, δ small enough ($\tilde{a} \neq 0$). Taking $c(s) = -e^{i\frac{\theta}{2}}$, $\theta \rightarrow \pi$ fast enough (e.g. $\cos \frac{\theta}{2} = s^3$), $P(s) = e^{-i\frac{\pi}{4}} \begin{bmatrix} e^{i\alpha} & ie^{-i\alpha}\sqrt{d+s} \\ -e^{-i\alpha} & -ie^{i\alpha}\sqrt{d+s} \end{bmatrix}$ with $\sin \alpha = \frac{s^2}{2|\sqrt{d+s}|}$, $B(s) = \frac{1}{2}|\sqrt{d+s}| \begin{bmatrix} 0 & 1 \\ 1 & 2 \end{bmatrix}$ in (5.3) proves $(\begin{bmatrix} 0 & 1 \\ 1 & 0 \end{bmatrix}, 1 \oplus \tilde{d}) \rightarrow (1 \oplus e^{i\theta}, \begin{bmatrix} 0 & b \\ b & d \end{bmatrix})$, $b, d > 0$, and either $\pi > \tilde{\vartheta} = \arg(\tilde{d}) > 0$ or $\tilde{d} = 0$.

$$(b) \quad B = \begin{bmatrix} 0 & b \\ b & 0 \end{bmatrix}, \quad b > 0$$

First let $\tilde{B} = \begin{bmatrix} 0 & \tilde{b} \\ \tilde{b} & 0 \end{bmatrix}$, $\tilde{b} \geq 0$. For $\tilde{b} = 0$ the existence of a path follows trivially ($b \rightarrow 0$ fast enough). When $\tilde{b} > 0$ it follows from Lemma 4.1 (3) that $b = \tilde{b} + \epsilon'$, $|\epsilon'| \leq \max\{\epsilon, \delta\}(4\max\{1, |\tilde{b}|, |\tilde{b}|^2\} + 2)^2$, thus the third equation of (5.11) for $\tilde{d} = 0$ yields $yv = \frac{\epsilon_4}{2(\tilde{b} + \epsilon')}$. From (5.50) we get $\delta|v|^2 \geq 1 - \delta$ and $\delta|y|^2 \geq 1 - \delta(1 + \delta)$. Thus

$$1 - \delta(1 + \delta) \leq \delta|yv|^2 = \delta \left| \frac{\tilde{b} + \epsilon_4}{2(\epsilon')} \right|^2,$$

which fails for ϵ, δ small enough. Next, $c(s) = 1$, $\theta \rightarrow \pi$, $\cos \frac{\theta}{2} = s^2$ ($\cos \frac{\theta}{2} = s^3$), $P(s) = \frac{1}{\sqrt{2}} \begin{bmatrix} s & -\frac{i}{s}e^{i\alpha} \\ s & -\frac{i}{s}e^{-i\alpha} \end{bmatrix}$ (or $P(s) = \frac{1}{\sqrt{2}} \begin{bmatrix} -\frac{i}{s}e^{i\alpha} & s \\ -\frac{i}{s}e^{-i\alpha} & s \end{bmatrix}$) with $\sin \alpha \rightarrow 1$, $B(s) = (\tilde{d} + s)s^2 \begin{bmatrix} 0 & 1 \\ 1 & 0 \end{bmatrix}$ in (5.3) gives the path from $(\begin{bmatrix} 0 & 1 \\ 1 & i \end{bmatrix}, 0 \oplus \tilde{d})$, $\tilde{d} \geq 0$ (from $(\begin{bmatrix} 0 & 1 \\ 1 & 0 \end{bmatrix}, 1 \oplus 0)$) to $(1 \oplus e^{i\theta}, \begin{bmatrix} 0 & b \\ b & 0 \end{bmatrix})$.

We apply the same proof as in Case VIII (compare (5.40) and (5.50)) to prove paths from $(\begin{bmatrix} 0 & 1 \\ 1 & 0 \end{bmatrix}, 1 \oplus 0)$ to $(1 \oplus e^{i\theta}, \begin{bmatrix} 0 & b \\ b & 0 \end{bmatrix})$, and to $(1 \oplus e^{i\theta}, 0 \oplus d)$, $d > 0$, and to show $(\begin{bmatrix} 0 & 1 \\ 1 & 0 \end{bmatrix}, \begin{bmatrix} 0 & \tilde{b} \\ \tilde{b} & 1 \end{bmatrix}) \not\rightarrow (1 \oplus e^{i\theta}, \begin{bmatrix} 0 & b \\ b & 0 \end{bmatrix})$, $\tilde{b} > 0$ and $(\begin{bmatrix} 0 & 1 \\ 1 & 0 \end{bmatrix}, 1 \oplus \tilde{d}) \not\rightarrow (1 \oplus e^{i\theta}, \begin{bmatrix} 0 & b \\ b & 0 \end{bmatrix})$, $\text{Im } \tilde{d} > 0$.

$$(c) \quad \begin{bmatrix} a & b \\ b & 0 \end{bmatrix}, \quad a > 0, \quad b \geq 0$$

Let $\widetilde{B} = \widetilde{a} \oplus \widetilde{d}$, $\widetilde{a} \neq 0$. By (5.50) we have $(1 + \delta_2)(|u|^2 + \delta_1) = (1 + \delta_2)|u|^2 = \delta_3|v|^2 = \delta_3(|y|^2 + \delta_4)$ for $\omega = i$. Using Lemma 3.2 (D2) we get $(\widetilde{a} + \epsilon_1)y = (i(-1)^l \sqrt{\widetilde{a}\widetilde{d}} + \epsilon'_2)y$ with $|\epsilon'_2| \leq \begin{cases} \frac{\epsilon(4\|\widetilde{B}\|+2+|\det \widetilde{B}|)}{|\det \widetilde{B}|}, & \det \widetilde{B} \neq 0 \\ \sqrt{\epsilon(4\|\widetilde{B}\|+3)}, & \det \widetilde{B} = 0 \end{cases}$. Combining this together we obtain a contradiction for $\omega = i$ and ϵ, δ small enough ($\widetilde{a} \neq 0$, $\delta|v|^2 \geq 1 - \delta$).

From (5.3) for $c(s) = e^{i\frac{\theta}{2}}$, $\theta \rightarrow \pi$ with $\cos \frac{\theta}{2} = s^3$, $P(s) = e^{-i\frac{\pi}{4}} \begin{bmatrix} -e^{-i\alpha} & -ie^{i\alpha} \sqrt{\widetilde{d}+s} \\ e^{i\alpha} & ie^{-i\alpha} \sqrt{\widetilde{d}+s} \end{bmatrix}$ with $\sin \alpha = \frac{s^2}{2|\sqrt{\widetilde{d}+s}|}$, $B(s) = \frac{1}{2}|\sqrt{\widetilde{d}+s}| \begin{bmatrix} 2 & 1 \\ 1 & 0 \end{bmatrix}$ it follows $(\begin{bmatrix} 0 & 1 \\ 1 & 0 \end{bmatrix}, 1 \oplus \widetilde{d}) \rightarrow (1 \oplus e^{i\theta}, \begin{bmatrix} a & b \\ b & 0 \end{bmatrix})$, $b, a > 0$, and either $\pi > \widetilde{\theta} = \arg(\widetilde{d}) > 0$ or $\widetilde{d} = 0$. Taking $c(s) = 1$, $P(s) = \frac{1}{\sqrt{\widetilde{d}+s}} \begin{bmatrix} 0 & -\frac{i}{s}(\widetilde{d}+s) \\ is & \frac{i}{s}(\widetilde{d}+s) \end{bmatrix}$, $B(s) = s^2 \begin{bmatrix} 2b(s)-1 & b(s) \\ b(s) & 0 \end{bmatrix}$, $b(s) \rightarrow \widetilde{b} \sin(\frac{\theta}{2}) = \begin{cases} \frac{s^2}{2}, & \omega = i \\ \frac{s^3}{2}, & \omega = 0 \end{cases}$ proves $(\begin{bmatrix} 0 & 1 \\ 1 & \omega \end{bmatrix}, \begin{bmatrix} 0 & \widetilde{b} \\ \widetilde{b} & 0 \end{bmatrix}) \rightarrow (1 \oplus e^{i\theta}, \begin{bmatrix} a & b \\ b & 0 \end{bmatrix})$, $b \geq \widetilde{b} \geq 0$, and either $\omega = 0$, $\widetilde{b} > 0$, $\widetilde{d} = 1$ or $\omega = i$, $\widetilde{d}, \widetilde{b} \geq 0$. Note that $(1 \oplus e^{i\theta}, \begin{bmatrix} -a & b \\ b & 0 \end{bmatrix}) \approx (1 \oplus e^{i\theta}, \begin{bmatrix} a & b \\ b & 0 \end{bmatrix})$; conjugate by $i(-1 \oplus 1)$.

(d) $B = \begin{bmatrix} a & b \\ b & d \end{bmatrix}$, $a, d > 0$, $b \in \mathbb{C}$

First let $B = a \oplus d$, $a, d > 0$. We deal with the case $\omega = 0$ and $b = 0$ in the same manner as in Case VIII (a) (i) (also comparing (5.40) and (5.50); observe that the proof works in the case $a > d$ too). Next, if $\omega = i$ we trivially have $|v|^2 \geq 1$, $\frac{|u|^2}{|v|^2} \leq \delta \leq \frac{1}{2}$. Using this and (5.50) we easily verify that

$$\frac{|x|^2}{|y|^2} \frac{|u|^2 + \delta}{|v|^2 - \delta} = \frac{|u|^2}{|v|^2} + \frac{|v|^2 \delta + |u|^2 - \delta}{(|v|^2 - \delta)|v|^2} \leq 6\delta.$$

Multiplying the second equation of (5.8) with $\delta_5 = \frac{x}{y}$, $\delta_6 = \frac{u}{v}$ yields

$$ax^2 + dv^2 \delta_6 \delta_5 = (\widetilde{b} + \epsilon_2) \delta_5, \quad ay^2 \delta_6 \delta_5 + du^2 = (\widetilde{b} + \epsilon_2) \delta_6.$$

By adding them and using (5.8) yields a contradiction for $\widetilde{a} \neq 0$ and small ϵ, δ :

$$(\widetilde{a} + \epsilon_2) + (\widetilde{d} + \epsilon_2) \delta_6 \delta_5 = (\widetilde{b} + \epsilon_2)(\delta_5 + \delta_6).$$

It is left to check that $c(s) = 1$, $\theta \rightarrow \pi$ fast enough (e.g. $\cos \frac{\theta}{2} = s^2$), $P(s) = \frac{1}{\sqrt{2}} e^{\frac{1}{2}i\beta} \begin{bmatrix} s & -\frac{i}{s} e^{i\alpha} \\ s & -\frac{i}{s} e^{-i\alpha} \end{bmatrix}$ with $\cos(2\alpha) = s^5$, $B(s) = (\widetilde{d} + s)s^2 \begin{bmatrix} a & be^{-i\beta} \\ be^{-i\beta} & a \end{bmatrix}$ with $a = \frac{1}{2}|\frac{\widetilde{a}}{s^2} - \widetilde{d}s^2|$, $b = \frac{1}{2}\widetilde{d}s^2$, $\beta = \arg(\frac{\widetilde{a}}{s^2} - \widetilde{d}s^2)$ in (5.3) proves $(\begin{bmatrix} 0 & 1 \\ 1 & i \end{bmatrix}, \widetilde{a} \oplus \widetilde{d}) \rightarrow (1 \oplus e^{i\theta}, \begin{bmatrix} a & b \\ b & d \end{bmatrix})$, $a, d > 0$, $b \in \mathbb{C}^*$, $\widetilde{a} > 0$, $\widetilde{d} \in \mathbb{C}$. Note that $(1 \oplus e^{i\theta}, \begin{bmatrix} a & -b \\ -b & d \end{bmatrix}) \approx (1 \oplus e^{i\theta}, \begin{bmatrix} a & b \\ b & d \end{bmatrix})$; conjugate by $1 \oplus -1$.

Case XI. $(\begin{bmatrix} 0 & 1 \\ 1 & \omega \end{bmatrix}, \widetilde{B}) \rightarrow (\begin{bmatrix} 0 & 1 \\ \tau & 0 \end{bmatrix}, \begin{bmatrix} a & b \\ b & d \end{bmatrix})$, $0 < \tau < 1$, $\omega \in \{0, i\}$

From Lemma 3.3 (2) for (C4) with $\alpha = 1$ we get that the moduli of the following expressions are bounded by δ :

$$(5.51) \quad \operatorname{Re}(\overline{x}u), (1-\tau)\operatorname{Im}(\overline{x}u), \operatorname{Re}(\overline{y}v), (1-\tau)\operatorname{Im}(\overline{y}v) - (-1)^k |\omega|, (1-\tau)^2, \overline{x}v + \overline{u}y - (-1)^k,$$

where $k \in \mathbb{Z}$. If in addition $\omega = i$, it then follows that

$$(5.52) \quad \frac{|xu|}{|yv|} = \frac{(1-\tau)|xu|}{(1-\tau)|yv|} \leq \frac{|(1-\tau)\operatorname{Re}(\overline{x}u)| + |(1-\tau)\operatorname{Im}(\overline{x}u)|}{|(1-\tau)\operatorname{Im}(\overline{y}v)| - |(1-\tau)\operatorname{Re}(\overline{y}v)|} \leq \frac{\delta + \sqrt{\delta}}{1 - \delta - \sqrt{\delta}}$$

and

$$(5.53) \quad \begin{aligned} \sqrt{\delta}|yv| &\geq |(1-\tau)\operatorname{Im}(\bar{y}v)| \geq 1-\delta. \\ (1+\delta)\frac{|v|}{|u|} &\geq |\bar{u}y + \bar{x}v|\frac{|v|}{|u|} \geq |vy| - \frac{|xv|}{|uy|}|vy| = |vy|(1 - \frac{|xu|}{|vy|}(\frac{v}{u})^2), \\ (1+\delta)\frac{|y|}{|x|} &\geq |\bar{u}y + \bar{x}v|\frac{|y|}{|x|} \geq |vy| - \frac{|uy|}{|xv|}|vy| = |vy|(1 - \frac{|xu|}{|vy|}(\frac{v}{x})^2). \end{aligned}$$

$$(a) \quad B = \begin{bmatrix} 0 & b \\ b & e^{i\varphi} \end{bmatrix}, \quad 0 \leq \varphi < \pi$$

$$(i) \quad \widetilde{B} = \widetilde{a} \oplus \widetilde{d}$$

From Lemma 3.2 (D1) for $\widetilde{a} \neq 0$ we obtain $\frac{v}{u} = \frac{i(-1)^l \sqrt{\widetilde{a}\widetilde{d} + \epsilon'_2}}{\widetilde{a} + \epsilon_1} = i(-1)^l \sqrt{\widetilde{a}\widetilde{d}} + \epsilon'_2$, $|\epsilon'_2| \leq$

$$\begin{cases} \frac{\epsilon(4|\max\{\widetilde{d}, \widetilde{a}\}| + 2 + |\sqrt{\widetilde{a}\widetilde{d}}|)}{|\sqrt{\widetilde{a}\widetilde{d}}|}, & \det \widetilde{B} \neq 0 \\ \sqrt{\epsilon(4|\max\{\widetilde{d}, \widetilde{a}\}| + 3)}, & \det \widetilde{B} = 0 \end{cases}, \quad |\epsilon'_2| \leq \frac{2}{\widetilde{a}}(|\epsilon'_2| + \epsilon\sqrt{\widetilde{a}\widetilde{d}}), \quad l \in \mathbb{Z}. \quad \text{If } \omega = i \text{ then com-}$$

binning it with (5.53), (5.52) immediately yields a contradiction, provided that $\epsilon \leq \frac{|\widetilde{a}|}{2}$. If $\widetilde{a} = 1$, $\widetilde{d} = |\widetilde{d}|e^{i\widetilde{\vartheta}}$ with $0 < \widetilde{\vartheta} < \pi$ then applying (4.4) implies that $\psi = \kappa - \eta - \frac{\widetilde{\vartheta}}{2} - \frac{\pi}{2} - l\pi$, where $|\sin \psi| \leq \frac{|\epsilon'_2|}{|\sqrt{\widetilde{d}}|}$. Therefore

$$\bar{x}v + \bar{u}y = \bar{x}u\frac{v}{u} + y\bar{v}\frac{\bar{u}}{v} = -(-1)^l e^{i(\frac{\widetilde{\vartheta}}{2} + \psi)} \left(\operatorname{Im}(\bar{x}u)\frac{v}{u} + \operatorname{Im}(y\bar{v})\frac{\bar{u}}{v} \right) + \operatorname{Re}(\bar{x}u)\frac{v}{u} + \operatorname{Re}(y\bar{v})\frac{\bar{u}}{v}.$$

Since $\delta \geq |\operatorname{Re}(\bar{u}x)|$, $\delta \geq |\operatorname{Re}(\bar{v}y)|$, $\delta \geq |\bar{x}v + \bar{u}y - (-1)^k|$ (see (5.51)) then using $|\sqrt{\widetilde{d}}| - |\epsilon'_2| \leq |\frac{v}{u}| \leq |\sqrt{\widetilde{d}}| + |\epsilon'_2|$ above calculation and (4.4) gives

$$\psi' = k\pi - \left(\frac{\widetilde{\vartheta}}{2} + \psi + (l+1)\pi\right), \quad |\sin \psi'| \leq 2\delta \left(1 + |\sqrt{\widetilde{d}}| + |\epsilon'_2| + \frac{1}{|\sqrt{\widetilde{d}} - |\epsilon'_2||}\right),$$

which fails for ϵ, δ small enough (remember $|\sin \psi| \leq \frac{|\epsilon'_2|}{|\sqrt{\widetilde{d}}|}$, $0 < \widetilde{\vartheta} < \pi$).

From (5.3) for $P(s) = \frac{1}{\sqrt{\widetilde{d}}} \begin{bmatrix} 0 & -\frac{i}{s} \\ -is\widetilde{d} & \widetilde{d} \end{bmatrix}$, $B(s) = \begin{bmatrix} 0 & s^3 \\ s^3 & 1 \end{bmatrix}$ with $\frac{s(b)}{s^2} \rightarrow 0$ and $P(s) = \begin{bmatrix} 0 & \frac{1}{s^2} \\ s^2 & is \end{bmatrix}$, $B(s) = \begin{bmatrix} 0 & s^2 \\ s^2 & 1 \end{bmatrix}$ (and $c(s) = 1$, $\tau(s) = 1 - s$), it follows $(\begin{bmatrix} 0 & 1 \\ 1 & i \end{bmatrix}, 0 \oplus \widetilde{d}) \rightarrow (\begin{bmatrix} 0 & 1 \\ \tau & 0 \end{bmatrix}, \begin{bmatrix} 0 & b \\ b & e^{i\varphi} \end{bmatrix})$ for $\widetilde{d} > 0$ and $\widetilde{d} = 0$ (with $b > 0$), respectively. Further, $c(s) = 1$, $\tau(s) = 1 - s$, $P(s) = \begin{bmatrix} 0 & 1 \\ 1 & 0 \end{bmatrix}$, $B(s) = \begin{bmatrix} 0 & s(b) \\ s(b) & 1 \end{bmatrix}$, $b(s) \rightarrow 0$ implies $(\begin{bmatrix} 0 & 1 \\ 1 & 0 \end{bmatrix}, 1 \oplus 0) \rightarrow (\begin{bmatrix} 0 & 1 \\ \tau & 0 \end{bmatrix}, \begin{bmatrix} 0 & b \\ b & e^{i\varphi} \end{bmatrix})$, $b \geq 0$.

$$(ii) \quad \widetilde{B} = \begin{bmatrix} 0 & \widetilde{b} \\ \widetilde{b} & 0 \end{bmatrix}, \quad \widetilde{b} > 0, \quad (\text{hence } \omega = i)$$

The last equation of (5.19) for $\widetilde{a} = \widetilde{d} = 0$ implies $|2b|vy| - |v|^2| \leq \epsilon$. Further, $\omega = i$ yields $\sqrt{\delta}|yv| \geq 1 - \delta$ (see (5.53)) and $\sqrt{\delta}|v|^2 \geq b(1 - \delta) - \epsilon\sqrt{\delta}$. We have $u, v \neq 0$ (see (5.26)), so the first and the last equation of (5.19) yield $2bv = -e^{i\varphi}v + \frac{\epsilon_1}{v}$. Hence

$$\bar{y}v = \frac{1}{2b}(-e^{-i\varphi}\bar{v} + \frac{\bar{\epsilon}_1}{\bar{v}})v = \frac{1}{2b}(-e^{-i\varphi}|v|^2 + \frac{\bar{\epsilon}_4 v}{\bar{v}}).$$

Taking the real part, applying the triangle inequality and using the lower estimates on $|v|^2$ gives the inequality that fails for ϵ, δ small enough:

$$\delta\sqrt{\delta} \geq \sqrt{\delta}|\operatorname{Re}(\bar{y}v)| = \sqrt{\delta}\left|\frac{1}{b}e^{-i\varphi}|v|^2 - \frac{1}{b}\operatorname{Re}(\frac{\bar{\epsilon}_4 v}{\bar{v}})\right| \geq 2(1 - \delta) - \frac{\sqrt{\delta}(\epsilon+1)}{\sqrt{b^2 - |\epsilon'|}},$$

where we used $b = \widetilde{b} + \epsilon'$ with $|\epsilon'| \leq \max\{\epsilon, \delta\}(4\max\{\widetilde{b}, \widetilde{b}^2, 1\} + 2)^2$.

$$(b) \ B = \begin{bmatrix} e^{i\varphi} & b \\ b & d \end{bmatrix}, 0 \leq \varphi < \pi, b > 0$$

Taking $\tau(s) = \begin{cases} 1-s^2, & \omega = i \\ 1-s^3, & \omega = 0 \end{cases}$, $P(s) = e^{i\frac{\pi}{4}} \begin{bmatrix} \sqrt{\tilde{a}+s} & \frac{-i}{s} \\ s^3 e^{-i\frac{\pi}{4}} & \frac{1}{\sqrt{\tilde{a}+s}} \end{bmatrix}$, $B(s) = \begin{bmatrix} -i & \frac{\sqrt{\tilde{a}+s}}{s} \\ \frac{\sqrt{\tilde{a}+s}}{s} & -i(\tilde{a}+s)(\tilde{d}-\frac{1}{s^2}) \end{bmatrix}$, $c(s) = -1$ in (5.3) proves $(\begin{bmatrix} 0 & 1 \\ 1 & i \end{bmatrix}, \tilde{a} \oplus \tilde{d}) \rightarrow (\begin{bmatrix} 0 & 1 \\ \tau & 0 \end{bmatrix}, \begin{bmatrix} e^{i\varphi} & b \\ b & d \end{bmatrix})$, $0 \leq \tau < 1$, $d \in \mathbb{C}$. Next, $B(s) = \begin{bmatrix} e^{i\varphi} & \tilde{b} \\ \tilde{b} & -2i\tilde{b}s^3 \end{bmatrix}$ with $c(s) = 1$, $\tau(s) = 1-s$, $P(s) = \begin{bmatrix} -s^2 & is \\ 0 & -\frac{1}{s^2} \end{bmatrix}$, yields $(\begin{bmatrix} 0 & 1 \\ 1 & i \end{bmatrix}, \begin{bmatrix} 0 & \tilde{b} \\ \tilde{b} & 0 \end{bmatrix}) \rightarrow (\begin{bmatrix} 0 & 1 \\ \tau & 0 \end{bmatrix}, \begin{bmatrix} e^{i\varphi} & b \\ b & d \end{bmatrix})$, $d \in \mathbb{C}$, $\tilde{b} > 0$, while $B(s) = \begin{bmatrix} 1 & \tilde{b} \\ \tilde{b} & 0 \end{bmatrix}$ with $c(s) = 1$, $\tau(s) = 1-s$, $P(s) = \begin{bmatrix} 0 & 1 \\ 1 & 0 \end{bmatrix}$, in (5.3) proves $(\begin{bmatrix} 0 & 1 \\ 1 & 0 \end{bmatrix}, \begin{bmatrix} 0 & \tilde{b} \\ \tilde{b} & 1 \end{bmatrix}) \rightarrow (\begin{bmatrix} 0 & 1 \\ \tau & 0 \end{bmatrix}, \begin{bmatrix} e^{i\varphi} & b \\ b & d \end{bmatrix})$, $d \in \mathbb{C}$, $\tilde{b} > 0$.

$$(c) \ B = \begin{bmatrix} 0 & b \\ b & 0 \end{bmatrix}, b > 0$$

Lemma 3.2 (D1), (D2) and (5.52) yield an inequality that fails for $\omega = i$, $\tilde{a} \neq 0$ and ϵ, δ small enough.

From (5.3) for $c(s) = 1$, $\tau(s) = 1-s$, $P(s) = e^{-i\frac{\pi}{4}} \begin{bmatrix} se^{i\frac{\pi}{4}} & \frac{1}{s} \\ s & i \end{bmatrix}$, $B(s) = \frac{\tilde{d}+s}{2} s \begin{bmatrix} 0 & 1 \\ 1 & 0 \end{bmatrix}$ we deduce $(\begin{bmatrix} 0 & 1 \\ 1 & i \end{bmatrix}, 0 \oplus \tilde{d}) \rightarrow (\begin{bmatrix} 0 & 1 \\ \tau & 0 \end{bmatrix}, \begin{bmatrix} 0 & b \\ b & 0 \end{bmatrix})$, $b > 0$, $\tilde{d} \geq 0$, and $c(s) = 1$, $\tau(s) = 1-s^2$, $P(s) = e^{-i\frac{\pi}{4}} \begin{bmatrix} 1 & se^{-i\frac{\pi}{4}} \\ s & s \end{bmatrix}$, $B(s) = \frac{\tilde{d}+s}{2} s \begin{bmatrix} 0 & 1 \\ 1 & 0 \end{bmatrix}$ yields $(\begin{bmatrix} 0 & 1 \\ 1 & 0 \end{bmatrix}, 1 \oplus 0) \rightarrow (\begin{bmatrix} 0 & 1 \\ \tau & 0 \end{bmatrix}, \begin{bmatrix} 0 & b \\ b & 0 \end{bmatrix})$, $b > 0$.

For $\tilde{a} = 0$, $\tilde{b} > 0$ we have $b = \tilde{b} + \delta'$, with $|e'| \leq \max\{\epsilon, \delta\}(4\max\{\tilde{b}, \tilde{b}^2, 1\} + 2)^2$ (Lemma 4.1 3). If $\omega = i$ (hence $\tilde{d} = 0$) the last equation of (5.19) for $\tilde{d} = 0$ contradicts the first estimate (5.53). Next, let $\omega = 0$ (hence $\tilde{d} = 1$). We have $\bar{y}v = i\text{Im}(\bar{y}v) + \delta_1$, $|\text{Re}(\bar{y}v)| = |\delta_1| \leq \delta$ (see (5.51)). By multiplying this equality with the third equation of (5.19) for $\tilde{d} = 1$ we get

$$(5.54) \quad 2b|y|^2v^2 = i\text{Im}(\bar{y}v) + \delta_1 + \epsilon_4(i\text{Im}(\bar{y}v) + \delta_1).$$

Note that the last equation of (5.19) for $\tilde{d} = 1$ yields $|vy| \leq \frac{1+\epsilon}{b-|\delta'|}$. On the other hand Lemma 3.2 gives $2bv x = (-1)^{l+1}\tilde{b} + \tilde{b} + \epsilon'_2$, $2buy = (-1)^l\tilde{b} + \tilde{b} + \epsilon'_2$, $l \in \mathbb{Z}$, where $|\epsilon'_2|, |\epsilon''_2| \leq \frac{\epsilon(4\max\{1, \tilde{b}\} + 2 + \tilde{b}^2)}{\tilde{b}^2}$. So either $(i\text{Im}(\bar{y}v) + \delta_1)$, $2buy = \epsilon'_2$ or $2buy = (-1)^l\tilde{b} + \tilde{b} + \epsilon'_2$, $2bv x = \epsilon'_2$. In the first case we have $\bar{x}v = (-1)^k + \delta_2 + \frac{|\epsilon'_2|}{2(b-|\delta'|)}$ (see (5.51)), and by multiplying it with $(i\text{Im}(\bar{y}v) + \delta_1)$ we get

$$2bv|x|^2v^2 = 2(-1)^k\tilde{b} + (\delta_2 + \frac{|\epsilon'_2|}{2(b-|\delta'|)})(2\tilde{b} + \epsilon'_2) + (-1)^k\epsilon'_2.$$

After comparing the argument of v^2 in this equality and (5.54) we obtain a contradiction for small ϵ, δ . The other case is treated similarly.

$$(d) \ B = a \oplus d$$

Let first $B = 0 \oplus 1$. When $\tilde{a} \neq 0$ then from (5.5) for $a = b = 0$, $d = 1$ we obtain $u\epsilon_2^2 = u^2v = (\tilde{a} + \epsilon_1)v$, so $\frac{u}{v} = \frac{\epsilon_2}{\tilde{a} + \epsilon_1}$. For $\omega = i$ then (5.53) gives a contradiction for ϵ, δ small enough. Taking $c(s) = 1$, $\tau(s) = 1-s$, $P(s) = \frac{1}{\sqrt{\tilde{d}+s}} \begin{bmatrix} 1 & \frac{-i}{s} \\ 0 & \tilde{d}+s \end{bmatrix}$ in (5.3) proves $(\begin{bmatrix} 0 & 1 \\ 1 & i \end{bmatrix}, 0 \oplus \tilde{d}) \rightarrow (\begin{bmatrix} 0 & 1 \\ \tau & 0 \end{bmatrix}, 0 \oplus 1)$, $\tilde{d} \geq 0$, and $c(s) = 1$, $\tau(s) = 1-s$, $P(s) = \begin{bmatrix} 0 & 1 \\ 1 & 0 \end{bmatrix}$ gives $(\begin{bmatrix} 0 & 1 \\ 1 & 0 \end{bmatrix}, 1 \oplus 0) \rightarrow (\begin{bmatrix} 0 & 1 \\ \tau & 0 \end{bmatrix}, 0 \oplus 1)$.

Proceed with $B = 1 \oplus d$, $d \in \mathbb{C}$. If either $|\frac{x}{y}| \geq 1$ (or $|\frac{u}{v}| \geq 1$) or both, then in case $\omega = i$ the third (the second) inequality of (5.53) yields a contradiction. When $|\frac{x}{y}|, |\frac{u}{v}| \leq 1$ we multiply the second equation of (5.5) for $b = 0$ and $a = 1$ with $\frac{u}{v}$ and

$\frac{x}{y}$ and after slightly simplify we get

$$\delta_5 y^2 + du^2 = (\widetilde{b} + \epsilon_2) \frac{u}{v}, \quad x^2 + \delta_5 dv^2 = (\widetilde{b} + \epsilon_2) \frac{x}{y}.$$

respectively. We add these two equations and use (5.5) for $b = 0$ and $a = 1$ to get $\delta_5(\widetilde{d} + \epsilon_4) + (\widetilde{a} + \epsilon_1) = (\widetilde{b} + \epsilon_2) \frac{u}{v} + (\widetilde{b} + \epsilon_2) \frac{x}{y}$. Since $|\frac{x}{y}|, |\frac{u}{v}| \leq 1$ it clearly fails for $\widetilde{a} \neq 0$,

$\widetilde{b} = 0$ and sufficiently small ϵ, δ . Finally, $c(s) = 1$, $\tau(s) = 1 - s^2$, $P(s) = e^{-i\frac{\pi}{4}} \begin{bmatrix} s^2 e^{i\frac{\pi}{4}} & \frac{1}{s} \\ s & \frac{1}{bs} \end{bmatrix}$,

$B(s) = 1 \oplus \widetilde{b}^2$ and $c(s) = 1$, $\tau(s) = 1 - s$, $P(s) = \begin{bmatrix} 0 & s \\ \frac{1}{s} & \frac{1}{s^2} \end{bmatrix}$, $B(s) = 1 \oplus -\widetilde{d}s^4$ in (5.3) proves

$(\begin{bmatrix} 0 & 1 \\ 1 & i \end{bmatrix}, \widetilde{B}) \rightarrow (\begin{bmatrix} 0 & 1 \\ \tau & 0 \end{bmatrix}, 1 \oplus d)$, $d \in \mathbb{C}$ for either $\widetilde{B} = \begin{bmatrix} 0 & \widetilde{b} \\ b & 0 \end{bmatrix}$, $\widetilde{b} > 0$ or $\widetilde{B} = 0 \oplus \widetilde{d}$, $\widetilde{d} \geq 0$. Also,

$c(s) = 1$, $\tau(s) = 1 - s^3$, $P(s) = \frac{1}{\sqrt{2}} e^{i\frac{\pi}{4}} \begin{bmatrix} \widetilde{b} e^{-i\alpha} & \frac{-i}{s} e^{i\alpha} \\ -i s e^{i\alpha} & \frac{1}{bs} e^{-i\alpha} \end{bmatrix}$, $B(s) = 1 \oplus \widetilde{b}^2 e^{4\alpha+\beta}$ with $\sin(2\alpha) = s^3$,

$\sin \beta = -s^2$ in (5.3) proves $(\begin{bmatrix} 0 & 1 \\ 1 & 0 \end{bmatrix}, \begin{bmatrix} 0 & \widetilde{b} \\ b & 1 \end{bmatrix}) \rightarrow (\begin{bmatrix} 0 & 1 \\ \tau & 0 \end{bmatrix}, 1 \oplus d)$, $\widetilde{b} > 0$, $d \in \mathbb{C}$.

Case XII. $(0_2, 1 \oplus \sigma) \dashrightarrow (A, B)$

(a) $\sigma = 0$

(i) $A = 1 \oplus e^{i\theta}$, $0 \leq \theta \leq \pi$

For $\theta(s) \rightarrow \pi$, $P(s) = \frac{1}{\sqrt{a+d+2b}} \begin{bmatrix} 1 & 0 \\ 1 & s \end{bmatrix}$ with $|a + 2b + d| \leq 1$, $c(s) = 1$ in (5.3) proves

$(0_2, 1 \oplus 0) \rightarrow (1 \oplus e^{i\theta}, B)$ for $B = \begin{bmatrix} a & b \\ b & b \end{bmatrix}$, $\pi \geq \theta > 0$. Next, $P(s) = s \oplus s^3$, $B(s) = \frac{1}{s^2} \oplus \frac{1+(d-a)s}{s^2}$,

$c(s) = 1$ in (5.3) proves $(0_2, 1 \oplus 0) \rightarrow (1_2, B)$ for $B = a \oplus d$, $d \geq a > 0$, while $P(s) = \begin{bmatrix} 0 & s \\ s & 0 \end{bmatrix}$,

$B(s) = 0 \oplus \frac{1}{s^2}$, $c(s) = 1$ in (5.3) proves $(0_2, 1 \oplus 0) \rightarrow (1_2, 0 \oplus d)$ for $d > 0$.

(ii) $A = \begin{bmatrix} 0 & 1 \\ 1 & i \end{bmatrix}$

Now $P(s) = \begin{bmatrix} s & 1 \\ s & s^2 \end{bmatrix}$, $B(s) = 0 \oplus \frac{1}{s^2}$, $c(s) = 1$ in (5.3) proves $(0_2, 1 \oplus 0) \rightarrow (\begin{bmatrix} 0 & 1 \\ 1 & i \end{bmatrix}, 0 \oplus d)$ for

$d > 0$. Taking $P(s) = \frac{1+i}{2\sqrt{b}} \begin{bmatrix} s^{-1} & s^2 \\ -is & s^2 \end{bmatrix}$ and $P(s) = \frac{1}{\sqrt{a}} \oplus s$ with $c(s) = 1$ in (5.3), we prove

$(0_2, 1 \oplus 0) \rightarrow (\begin{bmatrix} 0 & 1 \\ 1 & i \end{bmatrix}, \begin{bmatrix} a & b \\ b & d \end{bmatrix})$ for $a = d = 0$, $b > 0$ and $a > 0$, $b = 0$, $d \in \mathbb{C}$, respectively.

(iii) $A = \begin{bmatrix} 0 & 1 \\ \tau & 0 \end{bmatrix}$, $0 \leq \tau \leq 1$

When $a \neq 0$ and $d \neq 0$ we can take $P(s) = \frac{1}{\sqrt{a}} \oplus s$ and $P(s) = \begin{bmatrix} 0 & s \\ \frac{1}{\sqrt{a}} & 0 \end{bmatrix}$ with $c(s) = 1$

in (5.3), respectively, to prove $(0_2, 1 \oplus 0) \rightarrow (\begin{bmatrix} 0 & 1 \\ \tau & 0 \end{bmatrix}, \begin{bmatrix} a & b \\ b & d \end{bmatrix})$. Now $P(s) = \begin{bmatrix} s & s^2 \\ s & s^3 \end{bmatrix}$, $B(s) =$

$\frac{1}{2s^2} \begin{bmatrix} 0 & 1 \\ 1 & 0 \end{bmatrix}$, $c(s) = 1$ in (5.3) proves $(0_2, 1 \oplus 0) \rightarrow (\begin{bmatrix} 0 & 1 \\ \tau & 0 \end{bmatrix}, \begin{bmatrix} 0 & b \\ b & 0 \end{bmatrix})$ for $b > 0$, $0 \leq \tau < 1$.

(iv) $A = 1 \oplus 0$

To prove $(0_2, 1 \oplus 0) \rightarrow (1 \oplus 0, a \oplus 1)$, $a \geq 0$, and $(0_2, 1 \oplus 0) \rightarrow (1 \oplus 0, \begin{bmatrix} 0 & 1 \\ 1 & 0 \end{bmatrix})$ we can take

$P(\epsilon) = \begin{bmatrix} s & s \\ 1 & s \end{bmatrix}$ and $P(s) = \frac{1}{\sqrt{2}} \begin{bmatrix} s & s^2 \\ s^{-1} & s^2 \end{bmatrix}$, both with $c(s) = 1$ in (5.3), respectively.

(b) $\sigma = 1$ ($\widetilde{B} = I_2$)

Now $P(s) = \begin{bmatrix} 1 & 1 \\ s & -s \end{bmatrix}$, $B(s) = 1 \oplus \frac{1}{s^2} e^{is}$, $c(s) = 1$ in (5.3) gives a path from $(0_2, 1_2)$ to

$(\begin{bmatrix} 0 & 1 \\ \tau & 0 \end{bmatrix}, a \oplus d)$ for either $\text{Im}(d) > 0$, $\tau = a = 1$ or $0 < \tau < 1$, $a = 1$, $d \in \mathbb{C}$ or $\tau, a > 0$, $d \in \mathbb{C}$.

Next, $P(s) = \begin{bmatrix} s & s \\ 1 & -1 \end{bmatrix}$, $B(s) = \frac{1}{s^2} \oplus 1$, $c(s) = 1$ gives a path from $(0_2, 1_2)$ to $(A, a \oplus 1)$ with

$a > 0$ for either $A = \begin{bmatrix} 0 & 1 \\ 0 & 0 \end{bmatrix}$ or $A = 1 \oplus 0$. Finally, $P(s) = \frac{1}{\sqrt{2}} \begin{bmatrix} s & s \\ s & -s \end{bmatrix}$, $B(s) = \frac{1}{s^2} \oplus \frac{1+(d-a)s}{s^2}$,

$c(s) = 1$ gives a path from $(0_2, 1_2) \rightarrow (1 \oplus \sigma, a \oplus d)$, $d \geq a > 0$, $\sigma \in \{1, -1\}$.

We prove $(0_2, I_2) \rightarrow (A, \begin{bmatrix} a & b \\ b & d \end{bmatrix})$, $b > 0$, $A \in \mathbb{C}^{2 \times 2}$ by taking $P(\epsilon) = \frac{s}{\sqrt{2}} e^{i\frac{\pi}{4}} \begin{bmatrix} 1 & -i \\ -i & 1 \end{bmatrix}$, $B(s) = \begin{bmatrix} a(s) & \frac{1}{s^2} \\ \frac{1}{s^2} & d(s) \end{bmatrix}$, with $sa(s), sd(s) \leq 1$, $c(s) = 1$ in (5.3).

Case XIII. $(1 \oplus 0, \widetilde{B}) \dashrightarrow (1 \oplus 0, B)$

From Lemma 3.3 (2) with (C13) for $\alpha = 1$ we get that

$$(5.55) \quad ||x|^2 - 1| \leq \delta, \quad |y|^2 \leq \delta.$$

$$(a) \quad B = \begin{bmatrix} 0 & 1 \\ 1 & 0 \end{bmatrix} \quad (\text{hence } \widetilde{B} = \widetilde{a} \oplus \widetilde{d}, \widetilde{a} \geq 0, \widetilde{d} \in \{0, 1\} \text{ by Lemma 2.1})$$

The first equation of (5.11) for $b = 1$ and $|x|^2 \geq 1 - \delta \geq \frac{1}{2}$ (see (5.55)) yield $|u| \leq \frac{\widetilde{a} + \epsilon}{\sqrt{2}}$, while the second equation (multiplied with y) and the third equation give $\frac{1}{2}x(\widetilde{d} + \epsilon_4) + buy^2 = bxvy + buy^2 = y\epsilon_2$. Using the upper (the lower) estimates on $|u|$, $|y|$ (on $|x|$) we get an inequality that fails for $\widetilde{d} \neq 0$ and small enough ϵ, δ :

$$\frac{\widetilde{d} - \epsilon}{2\sqrt{2}} - b \frac{\widetilde{a} + \epsilon}{\sqrt{2}} \delta \leq x \frac{\widetilde{d} + \epsilon_4}{2} + buy^2 = y\epsilon_2 \leq \sqrt{\delta}\epsilon.$$

Taking $c(s) = 1$, $P(s) = \begin{bmatrix} \frac{1}{s} & s \\ s & 0 \end{bmatrix}$ in (5.3) proves $(1 \oplus 0, \widetilde{a} \oplus 0) \rightarrow (1 \oplus 0, \begin{bmatrix} 0 & 1 \\ 1 & 0 \end{bmatrix})$.

$$(b) \quad B = a \oplus d, \quad a \geq 0, d \in \{0, 1\}, \quad a^2 + d^2 \neq 0 \text{ (since } B \neq 0)$$

From (5.5) for $b = 0$, $\widetilde{b} = 0$ and $d = 0$ ($a = 0$) we get

$$|ax^2| \geq \widetilde{a} - \epsilon, |ay^2| \geq \widetilde{d} - \epsilon, |axy| \leq \epsilon \quad (|du^2| \geq \widetilde{a} - \epsilon, |dv^2| \geq \widetilde{d} - \epsilon, |duv| \leq \epsilon).$$

Combining all these estimates yields $\epsilon \geq (\widetilde{a} - \epsilon)(\widetilde{d} - \epsilon)$, which fails for $a \neq \widetilde{a}$ and appropriately small ϵ, δ and $\widetilde{d} = 1, \widetilde{a} > 0$. On the other hand, for $\widetilde{d} = 1, \widetilde{a} = 0$ we also have $a(1 - \delta) \leq |ax^2| = \epsilon$, thus using (5.55) we obtain $\frac{\epsilon}{1 - \delta} \delta \geq |ay|^2 \geq 1 - \epsilon$.

Now, $c(s) = 1$, $P(s) = \begin{bmatrix} \frac{1}{\sqrt{a}-a} & 0 \\ \sqrt{a}-a & s \end{bmatrix}$ in (5.3) proves $(1 \oplus 0, \widetilde{a} \oplus 0) \rightarrow (1 \oplus 0, a \oplus 1)$, and $c(s) = 1$, $P(s) = \begin{bmatrix} i & s^3 \\ \frac{1}{s} & s \end{bmatrix}$, $B(s) = \frac{1}{s^2} \oplus 1$ gives $(1 \oplus 0, \begin{bmatrix} 0 & 1 \\ 1 & 0 \end{bmatrix}) \rightarrow (1 \oplus 0, a \oplus 1)$, $a > 0$.

Case XIV. $(1 \oplus 0, \widetilde{B}) \dashrightarrow (1 \oplus e^{i\theta}, B)$, $0 \leq \theta \leq \pi$

From Lemma 3.3 (2) with (C2) for $\alpha = 1$, $0 < \theta < \pi$ we have

$$(5.56) \quad ||x|^2 + e^{i\theta}|u|^2 - c^{-1}| \leq \delta, |y|^2 + e^{i\theta}|v|^2 \leq \delta, \sin \theta |\overline{u}v| \leq \delta, |\overline{x}y + \cos \theta \overline{u}v| \leq \delta.$$

Further Lemma 3.3 (2) with (C13) for $\alpha = 1$, $\sigma = -1$ yields that

$$(5.57) \quad ||x|^2 - |u|^2| = (-1)^k + \delta_1, \quad |y|^2 - |v|^2 = \delta_4, \quad |\overline{x}y - \overline{u}v| \leq \delta, \quad |\delta_1|, |\delta_4| \leq \delta,$$

while with (C2) for $\alpha = 1$, $\sigma = 1$ we obtain

$$(5.58) \quad |x|^2 + |u|^2 = 1 + \delta_1, \quad |y|^2, |v|^2 \leq \delta, \quad |\delta_1| \leq \delta.$$

$$(a) \quad \widetilde{B} = \begin{bmatrix} 0 & 1 \\ 1 & 0 \end{bmatrix}$$

Taking $c(s) = 1$, $P(s) = \begin{bmatrix} \frac{1}{s^2} & s \\ s^2 & s \end{bmatrix}$, $B(s) = \begin{bmatrix} a(s) & \frac{1}{s} \\ \frac{1}{s} & d(s) \end{bmatrix}$ with $a(s), d(s) \rightarrow 0$ in (5.3) proves

$$(1 \oplus 0, \begin{bmatrix} 0 & 1 \\ 1 & 0 \end{bmatrix}) \rightarrow (1 \oplus e^{i\theta}, \begin{bmatrix} a & b \\ b & d \end{bmatrix}), \quad b \neq 0. \quad \text{Next, } c(s) = 1, P(s) = \begin{bmatrix} \frac{\sqrt{s}}{2} & s \\ i\frac{\sqrt{s}}{2} & -is \end{bmatrix}, B(s) = \frac{\sqrt{2}}{2s} \oplus$$

$\frac{\sqrt{2}(1+(d-a)s)}{2s}$ we obtain $(1 \oplus 0, \begin{bmatrix} 0 & 1 \\ 1 & 0 \end{bmatrix}) \rightarrow (1_2, a \oplus d)$, $d \geq a > 0$, while $c(s) = 1$, $P(s) = \begin{bmatrix} \sqrt{\frac{1}{s}+1} & \sqrt{\frac{s^3}{s+1}} \\ i\sqrt{\frac{1}{s}} & -i\sqrt{\frac{s^3}{s+1}} \end{bmatrix}$, $B(s) = \frac{1}{2s} \oplus (\frac{s+1}{2s})$ yields $(1 \oplus 0, \begin{bmatrix} 0 & 1 \\ 1 & 0 \end{bmatrix}) \rightarrow (1 \oplus -1, a \oplus d)$, $d > a > 0$.

If $B = dI_2$ (hence $\theta \in \{0, \pi\}$) Lemma 4.1 (1), (2) gives $|\det P| \leq \sqrt{6\delta}$ and $a(\det P) = 1 + \delta'$ with $\delta' \leq 6\epsilon$. Further, the first equation of (5.5) for $a = d, b = \tilde{a} = \tilde{d} = 0, \tilde{b} = 1$ then yields $\epsilon \geq |a(x^2 + u^2)| \geq |a||x|^2 - |u|^2 \geq |a|(1 - \delta)$ and finally $\epsilon\sqrt{6\delta} \geq (1 - \delta)^2$, which fails for appropriately small ϵ, δ .

(b) $\tilde{B} = \tilde{a} \oplus 0, \tilde{a} \geq 0$

To prove the existence of a path we need to solve the equations (5.2) for arbitrarily small E, F . Given any small $s > 0$ we must find x, y, u, v, c and $\epsilon_1, \epsilon_2, \epsilon_4$ with $|\epsilon_1|, |\epsilon_2|, |\epsilon_4| \leq s$ satisfying (5.5) and such that the expressions in Lemma 3.3 for (C1) are bounded from above by s . Observe that by choosing v, y sufficiently small we achieve $|\epsilon_2|, |\epsilon_4| \leq s$ in the last two equations in (5.5) for $\tilde{b} = \tilde{d} = 0$, and all except the first equation in (4.28) for $\alpha = 1, \lambda = e^{i\theta}$ are fulfilled trivially for some small $|\epsilon_2|, |\epsilon_3|, |\epsilon_4| < s$; note that they do not depend on y, v .

Taking $c(s) = e^{-i\theta}$, $P(s) = \begin{bmatrix} 1 & s \\ 1 & s \end{bmatrix}$, $B(s) = \begin{bmatrix} a(s) & b(s) \\ b(s) & d(s) \end{bmatrix}$ with $d(s) \rightarrow \tilde{a}$, $sa(s), b(s) \rightarrow 0$ and $c(s) = 1$, $P(s) = \begin{bmatrix} 1 & s \\ 1 & s \end{bmatrix}$, $B(s) = \begin{bmatrix} a(s) & b(s) \\ b(s) & d(s) \end{bmatrix}$ with $sd(s), a(s) \rightarrow \tilde{a}$, $b(s) \rightarrow 0$ proves $(1 \oplus 0, \tilde{a} \oplus 0) \rightarrow (1 \oplus e^{i\theta}, \begin{bmatrix} a & b \\ b & d \end{bmatrix})$ for $d > 0, b \geq 0, 0 \leq \theta \leq \pi$ and $b \geq 0, 0 < \theta < \pi$, respectively. The existence of a path to $(1 \oplus e^{i\theta}, a \oplus d)$ for $0 < \theta \leq \pi$ follows from (5.3) for $c(s) = 1, P(s) = \frac{1}{\sqrt{d+a}} \begin{bmatrix} \sqrt{d+\tilde{a}} & 0 \\ \sqrt{\tilde{a}-a} & s \end{bmatrix}$. while to prove $(1 \oplus e^{i\theta}, \begin{bmatrix} 0 & b \\ b & 0 \end{bmatrix})$, $b > 0$, we take $\theta \rightarrow \pi, u^2 = \frac{-b+\sqrt{b^2+\tilde{a}^2}}{2b}, x^2 = \frac{b+\sqrt{b^2+\tilde{a}^2}}{2b}, y = v = s, c(s) = 1$.

(c) $\tilde{B} = \tilde{a} \oplus 1, \tilde{a} \geq 0$

(i) $B = \begin{bmatrix} 0 & b \\ b & 0 \end{bmatrix}, b > 0$

Lemma 3.2 (D2), (D1) we get that

$$(5.59) \quad u(1 + \epsilon_4) = v(i(-1)^l \sqrt{\tilde{a}} + \epsilon'_2), \quad x(1 + \epsilon_4) = y(-i(-1)^l \sqrt{\tilde{a}} + \epsilon''_2),$$

where $|\epsilon'_2|, |\epsilon''_2| \leq \begin{cases} \frac{\epsilon(4\max\{1, \tilde{a}+2+\tilde{a}\})}{\tilde{a}}, & \tilde{a} \neq 0 \\ \sqrt{\epsilon(4\max\{1, \tilde{a}\}+3)}, & \tilde{a} = 0 \end{cases}$. Combining the first equation with

the third estimate of (5.56) we get $\delta \frac{|\sqrt{\tilde{a}}| + |\epsilon'_2|}{1-\epsilon} \geq \frac{|u|}{|v|} |(\sin \theta)| |uv| = |(\sin \theta)| |u|^2$ From the second estimate of (5.56) we further get $\sin \theta |v|^2 \leq \delta$.

If either $|v|^2 \leq \delta$ or $\theta \in (0, \frac{\pi}{2})$ (or both) we have $|y|^2 \leq 2\delta$ (see (5.56)). From (5.59) we then get $|u(1 + \epsilon_4)|^2 \leq \delta(\sqrt{\tilde{a}} + |\epsilon'_2|)^2$ and $|x(1 + \epsilon_4)|^2 \leq 2\delta(\sqrt{\tilde{a}} + |\epsilon''_2|)^2$. This clearly contradicts the first equation of (5.56) for small ϵ, δ .

Next, let $|\sin \theta|^2 \leq \delta$ and $\theta \in (\frac{\pi}{2}, \pi)$. Therefore $|\cos \frac{\theta}{2}| = |\sin \frac{\pi-\theta}{2}| \leq |\sin(\pi - \theta)| = |\sin \theta|$. It follows that $(1 + \cos \theta)|u|^2 = 2 \cos^2 \frac{\theta}{2} |u|^2 \leq 2 \sin^2 \theta |u|^2 \leq 2\delta \frac{|\sqrt{\tilde{a}}| + |\epsilon'_2|}{1-\epsilon} |\sqrt{\delta}$ and eventually the first estimate of (5.56) yields

$$|x|^2 - |u|^2 = c^{-1} + \delta_5, \quad |\delta_5| \leq \delta + 2\delta \frac{|\sqrt{\tilde{a}}| + |\epsilon'_2|}{1-\epsilon} |\sqrt{\delta}.$$

Thus either $|x|^2 \geq \frac{1}{2}$ or $|u|^2 \geq \frac{1}{2}$ (or both). Hence using (5.59), (5.57) at least one of the following two estimates hold:

$$\frac{(1-\epsilon)^2}{|v|^2} \leq \left| \frac{u}{v} (1 + \epsilon_4) \right|^2 \leq (|\sqrt{d}| + |\epsilon'_2|)^2, \quad \frac{(1+\epsilon)^2}{|v|^2 + \delta} \leq \frac{(1+\epsilon)^2}{|y|^2} \leq \left| \frac{x}{y} (1 + \epsilon_4) \right|^2 \leq (|\sqrt{d}| + |\epsilon'_2|)^2.$$

To conclude we use the first part of the calculation (5.10) for $\sigma = \cos \theta$:

$$\delta \geq |\bar{x}y + \cos \theta \bar{u}v| \geq |\bar{x}y| - |\bar{u}v| \geq \frac{|\bar{x}|^2 - |\bar{u}|^2}{\frac{1}{|v|}(|\bar{x}| + |\bar{u}|)} - \frac{|u||\bar{y}|^2 - |\bar{v}|^2}{|\bar{y}| + |\bar{v}|} \geq \frac{1 - |\delta_5|}{2 \frac{|u|}{|v|} + \frac{\sqrt{1 + |\delta_5|}}{|v|}} - \frac{|u|}{|v|} \delta.$$

and we obtain a contradiction for sufficiently small ϵ, δ .

$$(ii) \quad B = \begin{bmatrix} a & b \\ b & d \end{bmatrix}, |a| + |d| \neq 0, a \neq d$$

Let $0 \leq \theta \leq \pi, \tilde{a} \geq 0$. For $c(s) = 1, P(s) = \begin{bmatrix} 1 & s \\ 0 & s \end{bmatrix}, B(s) = \begin{bmatrix} a(s) & b(s) \\ b(s) & \frac{1}{s^2} \end{bmatrix}$ with $a(s) \rightarrow \tilde{a}, sb(s) \rightarrow 0$ and $c(s) = e^{-i\theta}, P(s) = \begin{bmatrix} 0 & s \\ 1 & s \end{bmatrix}, B(s) = \begin{bmatrix} \frac{1}{s^2} & b(s) \\ b(s) & d(s) \end{bmatrix}$ with $d(s) \rightarrow \tilde{a}, sb(s) \rightarrow 1$ in (5.3) we deduce $(1 \oplus 0, \tilde{a} \oplus 1) \rightarrow (1 \oplus e^{i\theta}, \begin{bmatrix} a & b \\ b & d \end{bmatrix})$ for $b \geq 0, d > 0$ and $b \geq 0, a > 0$, respectively. Next, $c(s) = 1, P(s) = \begin{bmatrix} -i & 0 \\ is & \frac{1}{\tilde{a}+s} \end{bmatrix}, B(s) = \begin{bmatrix} 0 & \frac{\tilde{a}+s}{s} \\ \frac{\tilde{a}+s}{s} & \frac{1}{s^2} \end{bmatrix}$ proves $(1 \oplus 0, \tilde{a} \oplus 1) \rightarrow (1 \oplus e^{i\theta}, \begin{bmatrix} 0 & b \\ b & d \end{bmatrix})$, $b, d > 0, \tilde{a} \geq 0$. Similarly, $c(s) = e^{-i\theta}, P(s) = \begin{bmatrix} is & \sqrt{\frac{1}{\tilde{a}+s}} \\ -i & 0 \end{bmatrix}, B(s) = \begin{bmatrix} \frac{1}{s^2} & \frac{\tilde{a}+s}{s} \\ \frac{\tilde{a}+s}{s} & 0 \end{bmatrix}$ in (5.3) implies $(1 \oplus 0, \tilde{a} \oplus 1) \rightarrow (1 \oplus e^{i\theta}, \begin{bmatrix} a & b \\ b & 0 \end{bmatrix})$, $b, a > 0$.

$$(iii) \quad B = aI_2, a > 0 \quad (\text{hence } A = 1 \oplus \sigma, \sigma \in \{1, -1\})$$

By Lemma 4.1 (1) we have $|\det P| \leq \sqrt{6\delta}$ and $a(\det P) = \sqrt{\tilde{a}} + \delta'$ with $\delta' \leq \epsilon \frac{4\tilde{a}+2}{\tilde{a}}$ if $\tilde{a} \neq 0$ (or $\delta' \leq \epsilon \sqrt{4\tilde{a}+2}$ if $\tilde{a} = 0$). The first equation of (5.5) for $a = d, b = 0, \tilde{d} = \tilde{b} = 1$ then yields $\epsilon + \tilde{a} \geq |a(x^2 + u^2)| \geq |a||x|^2 - |u|^2 \geq |a|(1 - \delta)$ and $(\tilde{a} + \epsilon)\sqrt{6\delta} \geq (1 - \delta)|\sqrt{\tilde{a}} + \delta'|$, which fails for appropriately small ϵ, δ and $\tilde{a} > 0$. If $\tilde{a} = 0$ then $a \leq \frac{\epsilon}{1 - \delta}$. Thus using the second equations of (5.15) and (5.16) we obtain that $\frac{u}{v} = \frac{ae^{2i\varphi} \delta_2 - \epsilon_2}{ae^{2i\varphi} \delta_2 - 1 - \epsilon_2}$, while the last equation of (5.5) for $a = d, b = 0, \tilde{d} = 1$ and the second inequality of (5.57) with $\sigma = -1$ gives that $2|v^2| \geq \frac{1 - \epsilon}{2\tilde{a}} - \delta$. Using a similar estimate as in (5.60) we finally obtain an inequality that fails for ϵ, δ small enough (and $\sigma = -1$):

$$\delta \geq |\bar{x}y - \bar{u}v| \geq \frac{|\bar{x}|^2 - |\bar{u}|^2}{\frac{1}{|v|}(|\bar{x}| + |\bar{u}|)} - \frac{|u||\bar{y}|^2 - |\bar{v}|^2}{|\bar{y}| + |\bar{v}|} \geq \frac{(1 - \delta)}{2 \frac{|u|}{|v|} + \frac{\sqrt{1 + \delta}}{|v|}} - \frac{|u|}{|v|} \sqrt{\delta}.$$

On the other hand if $\sigma = 1$ the first and the third equation of (5.5) for $a = d, b = 0, \tilde{d} = 1, \tilde{b} = 1$ then yield $2\delta|a| \geq |a(y^2 + v^2)| \geq 1 - \delta$ (thus a is large) and $||x|^2 - |u|^2| \leq |x^2 + u^2| \leq \frac{2\delta\tilde{a}}{1 - \delta}$. Combining it with (5.58) then gives $|x|^2, |u|^2 \geq \frac{1}{2} - \frac{2\delta\tilde{a}}{1 - \delta} \geq \frac{1}{4}$, provided that $\delta \leq \frac{1}{1 + 8\tilde{a}}$. The third equation of (5.5) for $a = d, b = 0, \tilde{d} = 1, \tilde{b} = 1$ and a few trivial estimates imply that either $|av^2| \geq \frac{1 - \epsilon}{2}$ or $|ax^2| \geq |axy| \geq |ay^2| \geq \frac{1 - \epsilon}{2}$. For $\delta \leq \frac{1}{4}$ thus $|u| \leq |v|$ and hence $|au^2| \geq |auv| \geq \frac{1 - \epsilon}{2} - \epsilon$ we can applying (4.4) obtain

$$\psi = 2\phi - 2\eta + \pi + 2\pi l_1, \quad \psi' = \phi + \varphi - \eta - \kappa + \pi + 2\pi l_2, \quad |\sin \psi| \leq \frac{2(\tilde{a} + \epsilon)}{|au^2|}, |\sin \psi'| \leq \frac{2\epsilon}{|auv|}.$$

Hence

$$\varphi - \kappa = \psi' - \pi - 2\pi l_2 + \frac{1}{2}(\pi + 2\pi l_1 - \psi), \quad |\cos(\varphi - \kappa)| \leq \frac{2(\tilde{a} + \epsilon)}{|au^2|} + \frac{2\epsilon}{|auv|}.$$

and $|2av^2 \cos(\varphi - \kappa) e^{i(\varphi - \kappa)}| \leq 16\delta(\tilde{a} + \epsilon) + 8\epsilon\sqrt{\delta}$. Using the calculation (5.15) we obtain $a||y|^2 - |v|^2| = 1 + \delta''$ with $|\delta''| \leq \epsilon + 16\delta(\tilde{a} + \epsilon) + 8\epsilon\sqrt{\delta}$. Finally we get an inequality that fails for sufficiently small ϵ, δ :

$$\begin{aligned} \epsilon &\geq ||axy| - |auv|| = |(|axy| - |axv|) - (|avu| - |axv|)| \\ &\geq \frac{a|x|||y|^2 - |v|^2|}{|y|+|v|} - \frac{a||x|^2 - |u|^2||v|}{|x|+|u|} \geq \frac{1-|\delta''|}{2\sqrt{\delta}} - \sqrt{\delta}(\tilde{a} + \epsilon). \end{aligned}$$

Case XV. $(1 \oplus 0, \tilde{a} \oplus \tilde{d}) \rightarrow \left(\begin{bmatrix} 0 & 1 \\ 1 & 0 \end{bmatrix}, B \right)$, $\tilde{d} \in \{0, 1\}$ (see Lemma 2.1)

Lemma 3.3 (2) for (C6) for $\alpha = 1$, $\beta = \omega = 0$ yields

$$(5.60) \quad 2\operatorname{Re}(\bar{x}u) = (-1)^k + \delta_1, \quad 2\operatorname{Re}(\bar{y}v) = \delta_2, \quad \bar{x}v + \bar{u}y = \delta_4, \quad k \in \mathbb{Z}, |\delta_1|, |\delta_2|, |\delta_4| \leq \delta.$$

(a) $B = 1 \oplus d$, $\operatorname{Im}(d) > 0$

First let $\tilde{B} = \tilde{a} \oplus 1$. The equality (5.28) and equations (5.8) for $\tilde{b} = 0$, $a = 1$ are valid in this case as well (compare (5.60) with (5.26)). Since $|\det P| \leq \sqrt{6\delta}$ by Lemma 4.1 (1), it follows from (5.28) that $|\frac{v}{u}|, |\frac{y}{x}| \leq \frac{\delta + \sqrt{6\delta}}{1 - \delta}$. By multiplying the second equation of (5.8) for $\tilde{b} = 0$, $a = 1$ with $\delta_5 = \frac{v}{u}$, $\delta_6 = \frac{y}{x}$ and by simplifying it we obtain

$$\delta_5\delta_6x^2 + dv^2 = \epsilon_2\delta_5, \quad y^2 + du^2\delta_5\delta_6 = \epsilon_2\delta_6,$$

respectively. We add these equalities and using the first and the last equations of (5.8) for $a = 1$ we get the equality that fails for ϵ, δ small enough:

$$\epsilon_2(\delta_5 + \delta_6) = \delta_5\delta_6(x^2 + du^2) + (y^2 + dv^2) = \delta_5\delta_6(\tilde{a} + \epsilon_1) + (1 + \epsilon_4).$$

Next, $P(s) = \begin{bmatrix} \frac{1}{s} & s^2 \\ s & -4s^3 \end{bmatrix}$, $c(s) = -1$, $B(s) = 1 \oplus \frac{-1}{4s^4}e^{-2i\alpha}$, $\sin \alpha = s^3$ and $P(s) = \begin{bmatrix} -\frac{1}{s} & s^2 \\ \frac{1}{s} & s^2 \end{bmatrix}$, $c(s) = -1$, $B(s) = 1 \oplus s^2(\tilde{a} + s)e^{i\vartheta}$ yield paths from $(1 \oplus 0, \begin{bmatrix} 0 & 1 \\ 1 & 0 \end{bmatrix})$ to $(\begin{bmatrix} 0 & 1 \\ 1 & 0 \end{bmatrix}, 1 \oplus d)$ and $(\begin{bmatrix} 0 & 1 \\ 1 & 0 \end{bmatrix}, 1 \oplus d)$ with $\operatorname{Im}(d) > 0$, respectively (see (5.3)).

(b) $B = \begin{bmatrix} 0 & b \\ b & 1 \end{bmatrix}$, $b > 0$

Let first $\tilde{B} = \tilde{a} \oplus 1$, $\tilde{a} \geq 0$. From Lemma 3.2 (D1) with $\tilde{b} = 0$, $\tilde{d} = 1$ it follows that

$$(-(-1)^l i \sqrt{\tilde{a}} - \epsilon'_2)v = (1 + \epsilon_1)u, \quad |\epsilon'_2| \leq \begin{cases} \frac{\epsilon(4\max\{1, \tilde{a}\} + 2 + \tilde{a})}{\max\{1, \tilde{a}\}}, & \tilde{a} \neq 0 \\ \sqrt{\epsilon(4\max\{1, \tilde{a}\} + 3)}, & \tilde{a} = 0 \end{cases}. \quad \text{Thus (see (5.60)):$$

$$(5.61) \quad (|vy|\frac{\sqrt{\tilde{a}} + |\epsilon'_2|}{1 - \epsilon} + \delta)\frac{\sqrt{\tilde{a}} + |\epsilon'_2|}{1 - \epsilon} \geq (|uy| + \delta)\frac{\sqrt{\tilde{a}} + |\epsilon'_2|}{1 - \epsilon} \geq |vx|\frac{\sqrt{\tilde{a}} + |\epsilon'_2|}{1 - \epsilon} \geq |u\bar{x}| \geq |\operatorname{Re}(\bar{x}u)| \geq 1 - \delta.$$

Let x, u be as in (5.4). From the last equation of (5.60) and using (4.8) we then get

$$(5.62) \quad \psi = \kappa - \phi - \varphi + \eta + (2m+1)\pi = (\eta - \phi) + (\kappa - \varphi) + (2m+1)\pi, \quad m \in \mathbb{Z}, |\sin \psi| \leq \frac{\delta}{|xv|}.$$

Next, the first two inequalities of (5.60) can be written in the form

$$(5.63) \quad 2|ux|\cos(\eta - \phi) = (-1)^k + \delta_1, \quad 2|vy|\cos(\kappa - \varphi) = \delta_4.$$

Thus $\kappa - \varphi$ is close to $\frac{\pi}{2} + l\pi$, $l \in \mathbb{Z}$ and therefore $\eta - \phi$ is close to $-\frac{\pi}{2} - (l + 2m + 1)\pi$, $l \in \mathbb{Z}$ (see (5.62)). It implies that $\sin(\kappa - \varphi)$ and $\sin(\eta - \phi)$ are of the same sign. Assuming that $\sin \alpha \sin \beta > 0$ then using some basic trigonometric identities and

applying few trivial estimates gives

$$\begin{aligned} |\cos \frac{\alpha+\beta}{2}|^2 &= \frac{1}{2} |\cos(\alpha+\beta) + 1| = \frac{1}{2} |1 + \cos \alpha \cos \beta - \sqrt{1-\cos^2 \alpha} \sqrt{1-\cos^2 \beta}| \\ &= \frac{(\cos \alpha + \cos \beta)^2}{2 |1 + \cos \alpha \cos \beta + \sqrt{1-\cos^2 \alpha} \sqrt{1-\cos^2 \beta}|} \geq \frac{1}{3} (\cos \alpha + \cos \beta)^2 \end{aligned}$$

Applying this for $\alpha = \kappa - \varphi$, $\beta = \eta - \phi$ and using (5.61), (5.63) we obtain

$$2|uy| |\cos(\frac{1}{2}(\kappa - \varphi + \eta - \phi))| \geq \frac{1}{\sqrt{3}} \left| \frac{(-1)^k + \delta_1}{|ux|} |uy| + \frac{\delta}{|vy|} |uy| \right| \geq \frac{1}{\sqrt{3}} \left((1 - \delta) \frac{|uy|}{|ux|} - \delta \frac{\sqrt{\tilde{a} + |\epsilon'_2|}}{1 - \epsilon} \right).$$

Moreover, from (5.61) we also get

$$\frac{|uy|}{|ux|} \frac{\sqrt{\tilde{a} + |\epsilon'_2|}}{1 - \epsilon} \geq \frac{|uy| + \delta}{|ux|} \frac{\sqrt{\tilde{a} + |\epsilon'_2|}}{1 - \epsilon} - \frac{\sqrt{\tilde{a} + |\epsilon'_2|}}{1 - \epsilon} \frac{\delta}{|ux|} \geq (1 - \frac{\sqrt{\tilde{a} + |\epsilon'_2|}}{1 - \epsilon}) \frac{\delta}{1 - \delta}$$

therefore $\frac{|uy|}{|ux|}$ is not close to 0. On the other hand, we have

$$\begin{aligned} v\bar{x} + \bar{u}y &= e^{i\kappa - \phi} (|xv| - |uy|) + |uy| (e^{i(\kappa - \phi)} + e^{\varphi - \eta}) \\ &= e^{i\kappa - \phi} (|xv| - |uy|) + 2|uy| \cos(\frac{1}{2}(\kappa - \varphi + \eta - \phi)) (e^{\frac{1}{2}i(\kappa - \varphi + \eta - \phi)}), \end{aligned}$$

which implies $2|uy| |\cos(\frac{1}{2}(\kappa - \varphi + \eta - \phi))| \leq 2\delta$ (see (5.60)). Combining it with the above estimate we obtain the upper bounds for ϵ, δ to get a contradiction.

Taking $P(s) = \begin{bmatrix} \frac{i}{s} - \frac{1}{2}s & s^3 \\ -\frac{1}{2}is & s^3 \end{bmatrix}$, $c(s) = -1$, $B(s) = \begin{bmatrix} 0 & \tilde{a} + s \\ \tilde{a} + s & 1 \end{bmatrix}$ and $P(s) = \begin{bmatrix} -\frac{1}{2}s & s^4 \\ \frac{1}{s} & 2s \end{bmatrix}$, $B(s) = \frac{1}{s^2} \begin{bmatrix} 0 & 1 \\ 1 & 0 \end{bmatrix}$

in (5.3) we prove $(1 \oplus 0, \tilde{a} \oplus 0) \rightarrow \left(\begin{bmatrix} 0 & 1 \\ 1 & 0 \end{bmatrix}, \begin{bmatrix} 0 & b \\ b & 1 \end{bmatrix} \right)$ and $(1 \oplus 0, \begin{bmatrix} 0 & 1 \\ 1 & 0 \end{bmatrix}) \rightarrow \left(\begin{bmatrix} 0 & 1 \\ 1 & 0 \end{bmatrix}, \begin{bmatrix} 0 & b \\ b & 1 \end{bmatrix} \right)$, respectively ($b > 0$).

(c) $B = 1 \oplus 0$

If $\tilde{B} = \tilde{a} \oplus 0$, $\tilde{a} \geq 0$ we apply (5.3) for $c(s) = 1$ and $P(s) = \begin{bmatrix} \sqrt{\tilde{a} + s} & 0 \\ \frac{1}{2\sqrt{\tilde{a} + s}} & s \end{bmatrix}$.

We now consider $(1 \oplus 0, 0 \oplus 1) \rightarrow (1 \oplus -1, \begin{bmatrix} 1 & 1 \\ 1 & 1 \end{bmatrix}) \approx (\begin{bmatrix} 0 & 1 \\ 1 & 0 \end{bmatrix}, 1 \oplus 0)$. From (5.5) we get:

$$(u + x)^2 = \epsilon_1, \quad (u + x)(v + y) = \epsilon_2, \quad (v + y)^2 = 1 + \epsilon_4.$$

Hence $u + x = (-1)^{l'_1} \sqrt{\epsilon_1}$ and $v + y = (-1)^{l'_2} (1 + \epsilon'_4)$ with $|\epsilon'_4| \leq |\epsilon_4| \leq \epsilon$, $l'_1, l'_2 \in \mathbb{Z}$ (see (4.8)). From the first estimate of (5.57) it follows that either $|x| \geq \frac{1}{4}$ or $|u|^2 \geq \frac{1}{4}$ ($\delta \leq \frac{1}{2}$), and furthermore $|x|, |u| \geq \frac{1}{2} - \epsilon$. Next, on one hand we have $|y| + |v| \geq |y + v| \geq 1 - \epsilon \geq \frac{1}{2}$ and on the other hand (see (5.57)) we obtain $\delta \geq ||y|^2 - |v|^2| \geq ||y| - |v||^2$, hence $|y|, |v| \geq \frac{1}{4} - \sqrt{\delta}$. Using the lower estimates on x, y, u, v and applying (4.4) to $u + x = (-1)^{l'_1} \sqrt{\epsilon_1}$ and to $|x\bar{y} - \bar{u}v| \leq \delta$ (see (5.57)), gives

$$\begin{aligned} \psi_1 &= \phi - \eta - \pi + 2l_1\pi, \quad |\sin \psi_1| \leq \frac{2\sqrt{\epsilon}}{|u|}, \quad l_1 \in \mathbb{Z}, \\ (5.64) \quad \psi_2 &= (\varphi - \phi) - (\kappa - \eta) + 2l_2\pi, \quad |\sin \psi_2| \leq \frac{2\delta}{(\frac{1}{4} - \sqrt{\delta})|v|}, \quad l_2 \in \mathbb{Z}, \\ \varphi - \kappa &= \psi_1 + \psi_2 - \pi + 2(l_1 + l_2)\pi, \quad |2\cos(\frac{\varphi - \kappa}{2})| \leq 2|\sin \psi_1| + 2|\sin \psi_2|. \end{aligned}$$

Further we denote y, v as in (5.4) and manipulate the following expression:

$$y + v = (|y| - |v|)e^{i\varphi} + |v|(e^{i\varphi} + e^{i\kappa}) = (|y| - |v|)e^{i\varphi} + 2|v|\cos(\frac{\varphi - \kappa}{2})e^{i\frac{\varphi + \kappa}{2}}.$$

Using this and (5.64) we deduce that

$$1 - \epsilon \leq |1 + \epsilon'_4| = |y + v| \leq \sqrt{\delta} + \frac{4\sqrt{\epsilon}|v|}{|u|} + \frac{8\delta}{(1 - 2\epsilon)}$$

and using the first part of the estimates in (5.10):

$$\delta \geq \left| |\bar{x}y| - |\bar{u}v| \right| \geq |v| \frac{\|x\|^2 - \|u\|^2}{\|x\| + \|u\|} - |u| \frac{\|v\|^2 - \|y\|^2}{\|v\| + \|y\|} \geq \frac{(1-\delta)}{2 \frac{\|u\|}{\|v\|} + \frac{\sqrt{1+\delta}}{\|v\|}} - \frac{\|u\|}{\|v\|} \delta.$$

It is not difficult to find arbitrarily small ϵ, δ to contradict the last two inequalities.

Case XVI. $(1 \oplus 0, \tilde{B}) \rightarrow \left(\begin{bmatrix} 0 & 1 \\ \tau & 0 \end{bmatrix}, \begin{bmatrix} a & b \\ b & d \end{bmatrix} \right), \quad 0 \leq \tau < 1$

From Lemma 3.3 (2) for (C4) with $\alpha = 1$ we get

$$(5.65) \quad \operatorname{Re}(\bar{y}v), (1-\tau)\operatorname{Im}(\bar{y}v), |\bar{x}v|, |\bar{u}y| \leq \delta, \quad \left| (1+\tau)\operatorname{Re}(\bar{x}u) + i(1-\tau)\operatorname{Im}(\bar{x}u) - \frac{1}{c} \right| \leq \delta.$$

The last estimate yields either $|(1+\tau)\operatorname{Re}(\bar{x}u)| \geq \frac{1-\delta}{2}$ or $|(1+\tau)\operatorname{Im}(\bar{x}u)| \geq \frac{1-\delta}{2}$, thus

$$(5.66) \quad |\bar{x}u| \geq \frac{1-\delta}{4}.$$

(a) either $\tilde{B} = \tilde{a} \oplus 1, \tilde{a} \geq 0$ or $\tilde{B} = \begin{bmatrix} 0 & 1 \\ 1 & 0 \end{bmatrix}$

(i) $B = \begin{bmatrix} a & b \\ b & d \end{bmatrix}, a, d \in \mathbb{C}, |a| + |d| \neq 0, \tilde{a} \geq 0, b > 0$

Taking $P(s) = \begin{bmatrix} -s & s^4 \\ \frac{1}{s} & 2s \end{bmatrix}, B(s) = \begin{bmatrix} a(s) & \frac{1}{2s^2} \\ \frac{1}{2s^2} & 1 \end{bmatrix}$ with $\frac{a(s)}{s^2} \rightarrow 0$ and $P(s) = \begin{bmatrix} \frac{1}{s} & 2s \\ -s & s^4 \end{bmatrix}, B(s) = \begin{bmatrix} 1 & \frac{1}{2s^2} \\ \frac{1}{2s^2} & 0 \end{bmatrix}$ (both with $c(s) = -1, \tau(s) \rightarrow 0$) in (5.3) proves $(1 \oplus 0, \begin{bmatrix} 0 & 1 \\ 1 & 0 \end{bmatrix}) \rightarrow \left(\begin{bmatrix} 0 & 1 \\ \tau & 0 \end{bmatrix}, \begin{bmatrix} a & b \\ b & e^{i\varphi} \end{bmatrix} \right), 0 \leq \tau < 1$ and $(1 \oplus 0, \begin{bmatrix} 0 & 1 \\ 1 & 0 \end{bmatrix}) \rightarrow \left(\begin{bmatrix} 0 & 1 \\ \tau & 0 \end{bmatrix}, \begin{bmatrix} e^{i\varphi} & b \\ b & 0 \end{bmatrix} \right)$ with $0 \leq \tau < 1, b > 0, a \in \mathbb{C}, 0 \leq \varphi < \pi$, respectively. Next, $P(s) = \begin{bmatrix} -se^{i(\alpha+\frac{\pi}{4})} & s^3 \\ \frac{1}{s}e^{i\frac{\pi}{4}} & 1 \end{bmatrix}, B(s) = \begin{bmatrix} 1 & \frac{1}{2s^2} \\ \frac{1}{2s^2} & \frac{1}{s^4}e^{-i\alpha} \end{bmatrix}$ and $P(s) = \begin{bmatrix} \frac{1}{s}e^{i\frac{\pi}{4}} & 1 \\ -se^{i(\alpha+\frac{\pi}{4})} & s^3 \end{bmatrix}, B(s) = \begin{bmatrix} \frac{1}{s^4}e^{-i\alpha} & \frac{1}{2s^2} \\ \frac{1}{2s^2} & 1 \end{bmatrix}$ (in both cases with $c(s) = -1, \tau(s) \rightarrow 0, \sin \frac{\alpha(s)}{2} = \frac{\tilde{a}s^2}{2}$) in (5.3) yields $(1 \oplus 0, \tilde{a} \oplus 1) \rightarrow \left(\begin{bmatrix} 0 & 1 \\ 0 & 0 \end{bmatrix}, \begin{bmatrix} a & b \\ b & 1 \end{bmatrix} \right), a \in \mathbb{C}^*, b > 0$ and $(1 \oplus 0, \tilde{a} \oplus 1) \left(\begin{bmatrix} 0 & 1 \\ \tau & 0 \end{bmatrix}, \begin{bmatrix} e^{i\varphi} & b \\ b & \zeta \end{bmatrix} \right), \zeta \in \mathbb{C}, 0 \leq \varphi < \pi, b > 0$, respectively.

Next, let $\tilde{B} = \tilde{a} \oplus 1, \tilde{a} \geq 0$. If $a = 0$, then Lemma 3.2 (1) for $\tilde{b} = 0$ gives

$$(5.67) \quad (\sqrt{\tilde{a}} + |\epsilon'_2|)|v| \geq (1-\epsilon)|u|, \quad |\epsilon'_2| \leq \begin{cases} \frac{\epsilon(4\max\{\tilde{a}, 1\} + 2 + \tilde{a})}{\tilde{a}}, & \tilde{a} \neq 0 \\ \sqrt{\epsilon(4\max\{\tilde{a}, 1\} + 3)}, & \tilde{a} = 0 \end{cases}.$$

Multiplying this inequality with $|x|$ and using (5.66), (5.65) implies $\delta(\sqrt{\tilde{a}} + |\epsilon'_2|) \geq (1-\epsilon)|xu| \geq \frac{(1-\delta)(1-\epsilon)}{4}$, which fails for sufficiently small ϵ, δ . Similarly, when $d = 0$ then Lemma 3.2 (1) for $\tilde{b} = 0$ yields $|uy|(\sqrt{\tilde{a}} + |\epsilon'_2|) \geq |ux|(1-\epsilon)$, and therefore (5.66), (5.65) again imply $\delta(\sqrt{\tilde{a}} + |\epsilon'_2|) \geq \frac{(1-\delta)(1-\epsilon)}{4}$.

(ii) $B = \begin{bmatrix} 0 & b \\ b & 0 \end{bmatrix}$

By multiplying the equations in Lemma 3.2 (1), (2) and making a few trivial estimates we obtain

$$(5.68) \quad |vy|(\tilde{b} + |\sqrt{\tilde{a}}| + |\epsilon'_2|)^2 \geq |ux|(1-\epsilon)^2, \quad |\epsilon'_2| \leq \begin{cases} \frac{\epsilon(4\max\{\tilde{a}, 1\} + 2 + \tilde{a})}{\tilde{a}}, & \tilde{a} \neq 0 \\ \sqrt{\epsilon(4\max\{\tilde{a}, 1\} + 3)}, & \tilde{a} = 0 \end{cases}.$$

Using (5.66), (5.65) it fails for sufficiently small ϵ, δ .

(iii) $B = a \oplus d$

If $\tilde{B} = \begin{bmatrix} 0 & 1 \\ 1 & 0 \end{bmatrix}$, we prove the existence of a path for $0 \leq \tau < 1$, $B = 1 \oplus d$ as in Case XV

(a), while for $\tau = 0, B = a \oplus 1$ we have $c(s) = -i, P(s) = \begin{bmatrix} s & s^3 \\ i\frac{1}{s} & s^2 \end{bmatrix}, B(s) = \frac{1}{s^4} \oplus 1$ in (5.3).

From (5.65), (5.66) we obtain

$$|\frac{v}{u}| = |\frac{xv}{ux}| \leq \frac{4\delta}{1-\delta}, \quad |\frac{v}{x}| = |\frac{uv}{ux}| \leq \frac{4\delta}{1-\delta}$$

We denote $\delta_4 = \frac{v}{u}$, $\delta_5 = \frac{v}{x}$. Multiplying the second equation of $(axy + duv = \epsilon_2)$ by $\delta_4 = \frac{v}{u}$ and $\delta_5 = \frac{v}{x}$ and slightly simplifying we get

$$ax^2\delta_4\delta_5 + dv^2 = \epsilon_2\delta_4, \quad ay^2 + dv^2\delta_4\delta_5 = \epsilon_2\delta_5,$$

respectively. Adding these two equalities yields

$$\epsilon_2(\delta_4 + \delta_5) = (ax^2 + du^2)\delta_4\delta_5 + (ay^2 + dv^2) = (\tilde{a} + \epsilon_1)\delta_4\delta_5 + \tilde{d} + \epsilon_4$$

We clearly have a contradiction for $\tilde{d} \neq 0$ and ϵ, δ small enough.

$$(b) (1 \oplus 0, \tilde{a} \oplus 0) \rightarrow \left(\begin{bmatrix} 0 & 1 \\ \tau & 0 \end{bmatrix}, B \right), \quad 0 \leq \tau < 1, \tilde{a} \geq 0$$

As in Case XIV (b) we argue that there exist a path precisely when given $s \in (0, 1]$ we can solve the system of equations

$$(5.69) \quad ax^2 + 2bux + du^2 = \tilde{a} + \epsilon_1, \quad (1 + \tau)\text{Re}(\bar{x}u) + i(1 - \tau)\text{Im}(\bar{x}u) = c^{-1}(1 + \delta_1),$$

$|\epsilon_1|, |\delta_1| \leq s$. By choosing y, v small enough we assure that (5.3) is satisfied, i.e. (5.8) and (4.45) hold for some $|\epsilon_1|, |\epsilon_2|, |\epsilon_4| \leq s$ and $|\epsilon_1|, |\epsilon_2|, |\epsilon_3|, |\epsilon_4| \leq s$, respectively.

To prove $(1 \oplus 0, \tilde{a} \oplus 0) \rightarrow \left(\begin{bmatrix} 0 & 1 \\ \tau & 0 \end{bmatrix}, B \right)$, $0 \leq \tau < 1$, $\tilde{a} \geq 0$, where B is any of $\begin{bmatrix} 0 & b \\ b & 0 \end{bmatrix}$, $b > 0$ or $\begin{bmatrix} a & b \\ b & e^{i\varphi} \end{bmatrix}$, $a, b \geq 0$ and $\begin{bmatrix} e^{i\varphi} & b \\ b & d \end{bmatrix}$, $d, b \geq 0$, we take $P(s) = \begin{bmatrix} 1 & s \\ 1 & 0 \end{bmatrix}$, $B(s) = \frac{\tilde{a}+s}{2} \begin{bmatrix} 0 & 1 \\ 1 & 0 \end{bmatrix}$ or $P(s) = \begin{bmatrix} \frac{1}{\sqrt{\tilde{a}+s}} e^{i\frac{\varphi}{2}} & s^3 \\ \sqrt{\tilde{a}+s} e^{-i\frac{\varphi}{2}} & s^3 \end{bmatrix}$, $B(s) = \begin{bmatrix} a(s) & b(s) \\ b(s) & e^{i\varphi} \end{bmatrix}$ with $b(s) \rightarrow 0$, $\frac{a(s)}{s^2} \rightarrow 0$ or $P(s) = \begin{bmatrix} \sqrt{\tilde{a}+s} e^{-i\frac{\varphi}{2}} & s^3 \\ \frac{1}{\sqrt{\tilde{a}+s}} e^{i\frac{\varphi}{2}} & s^3 \end{bmatrix}$, $B(s) = \begin{bmatrix} e^{i\varphi} & b(s) \\ b(s) & d(s) \end{bmatrix}$ with $b(s) \rightarrow 0$, $\frac{d(s)}{s^2} \rightarrow 0$ in (5.3) ($c(s) = 1$, $\tau(s) \rightarrow 0$ in all cases), respectively. We get $(1 \oplus 0, \tilde{a} \oplus 0) \rightarrow \left(\begin{bmatrix} 0 & 1 \\ \tau & 0 \end{bmatrix}, a \oplus d \right)$, $a \neq 0$, $d = 0$ (or $d \neq 0$, $a = 0$) by taking $y = v = s$, $x = \sqrt{\frac{\tilde{a}+s}{a}}$, $sa(s) \rightarrow 0$ (or $u = \sqrt{\frac{\tilde{a}+s}{d}}$, $sd(s) \rightarrow 0$) and u (or x) such that $\bar{x}u = \frac{1}{1+\tau}$.

Case XVII. $(1 \oplus 0, \tilde{B}) \rightarrow \left(\begin{bmatrix} 0 & 1 \\ 1 & i \end{bmatrix}, B \right)$,

From Lemma 3.3 (2) for (C7) with $\alpha = 1$, $c^{-1} = e^{i\Gamma}$ we get

$$(5.70) \quad |\bar{x}v + \bar{u}y| \leq \delta, \quad |v|^2, |\bar{u}v| \leq \delta, \quad |2\text{Re}(\bar{y}v)| \leq \delta, \quad |2\text{Re}(\bar{x}u) + i|u|^2 - e^{i\Gamma}| \leq \delta.$$

$$(a) \quad B = \begin{bmatrix} 0 & b \\ b & 0 \end{bmatrix}, \quad b > 0$$

If $\tilde{B} = \tilde{a} \oplus 1$ we again have (5.67). From the second and the last estimate of (5.70) we then get that u is small and (also $u \neq 0$):

$$(5.71) \quad |2\text{Re}(\bar{x}u) - 1| \leq |2\text{Re}(\bar{x}u) - e^{i\Gamma}| \leq \delta + \frac{\sqrt{\tilde{a}+|\epsilon_2'|}}{1-\epsilon}.$$

Furthermore, $|ux|$ is not close to 0 and neither is $|xv|$ (since (5.68) is valid in this case too). By applying (4.4) to the first estimate (5.70) we then obtain

$$(5.72) \quad (\kappa - \varphi) - (\eta - \phi) = \psi + \pi, \quad |\sin \psi| \leq \frac{\delta}{|xv|}.$$

Next, (5.70) and (5.71) imply $|\cos(\kappa - \varphi)| = \frac{|\text{Re}(\bar{y}v)|}{|yv|} \leq \frac{\delta}{2|yv|}$ and $|\cos(\eta - \phi)| = \frac{|\text{Re}(\bar{x}u)|}{|ux|} \geq \frac{1-2\delta}{2|xu|}$. Applying the sum angle cosine formula and the triangle inequality we get

$$(5.73) \quad |\text{Re}(\bar{x}u)| = |\cos(\eta - \phi)| = |xu| |\cos((\kappa - \varphi) - (\psi + \pi))| \leq \frac{\delta|ux|}{2|yv|} + \frac{\delta|u|}{|v|}.$$

which together with (5.67), (5.68) (both follow from Lemma 3.2) and (5.71) yields a contradiction for sufficiently small ϵ, δ . Taking $P(s) = e^{-i\frac{\pi}{4}} \begin{bmatrix} \frac{\tilde{a}}{2b} & s \\ i & s \end{bmatrix}$, $B(s) = \begin{bmatrix} 0 & b \\ b & 0 \end{bmatrix}$ with $\frac{s}{b} \rightarrow 0$, $c(s) = -i$ and $B(s) = \frac{1}{s} \begin{bmatrix} 0 & 1 \\ 1 & 0 \end{bmatrix}$, $P(s) = \begin{bmatrix} s^2 & s \\ 1 & s \end{bmatrix}$, $c(s) = -i$ in (5.3) yield $(1 \oplus 0, \tilde{a} \oplus 0) \rightarrow \left(\begin{bmatrix} 0 & 1 \\ 1 & i \end{bmatrix}, \begin{bmatrix} 0 & b \\ b & 0 \end{bmatrix} \right)$ and $(1 \oplus 0, \begin{bmatrix} 0 & 1 \\ 1 & 0 \end{bmatrix}) \rightarrow \left(\begin{bmatrix} 0 & 1 \\ 1 & i \end{bmatrix}, \begin{bmatrix} 0 & b \\ b & 0 \end{bmatrix} \right)$, respectively ($b > 0$).

(b) $B = a \oplus d$, $a \geq 0$, $d \in \mathbb{C}$

To get $(1 \oplus 0, \begin{bmatrix} 0 & 1 \\ 1 & 0 \end{bmatrix}) \rightarrow \left(\begin{bmatrix} 0 & 1 \\ 1 & i \end{bmatrix}, a \oplus d \right)$, $a > 0$, $d \in \mathbb{C}$ use $P(s), c(s), B(s)$ as in Case XV (a).

Now, let $\tilde{B} = \tilde{a} \oplus 1$, $\tilde{a} \geq 0$. If $a = 0$ the last two equations of (5.8) for $\tilde{d} = 1$, $a = \tilde{b} = 0$ give $(1 + \epsilon_4)u = \epsilon_2 v$. We proceed similar as in Case XVII (a). We have $|u|^2 \leq \frac{\epsilon\delta}{1-\epsilon}$ and $2|xu| \geq |2\operatorname{Re}(\overline{u}x)| \geq 1 - (1 + \frac{\epsilon}{1-\epsilon})\delta$. Using the first estimate (5.70) we get

$$\frac{\epsilon}{1-\epsilon}(\frac{\epsilon}{1-\epsilon}|yv| + \delta) \geq \frac{\epsilon}{1-\epsilon}(|yu| + \delta) \geq \frac{\epsilon}{1-\epsilon}|xv| \geq |xu| \geq 1 - \frac{\delta}{1-\epsilon}.$$

In particular it follows that

$$(5.74) \quad \frac{\epsilon}{1-\epsilon}|yv| \geq 1 - \frac{2\delta}{1-\epsilon}, \quad \frac{|ux|}{|vy|} \leq \frac{\epsilon}{1-\epsilon} \left(\frac{\epsilon}{1-\epsilon} + \frac{\delta}{|yv|} \right).$$

Applying (5.73) with $|2\operatorname{Re}(\overline{u}x)| \geq 1 - \frac{\delta}{1-\epsilon}$, $|\frac{u}{v}| \leq \frac{\epsilon}{1-\epsilon}$ and (5.74) yields a contradiction for sufficiently small ϵ, δ . Next, $B(s) = \frac{1}{s^2} \oplus \tilde{a}$, $P(s) = \begin{bmatrix} s^2 & s \\ 1 & s^2 \end{bmatrix}$, $c(s) = -i$ in (5.3) gives $(1 \oplus 0, \tilde{a} \oplus 1) \rightarrow \left(\begin{bmatrix} 0 & 1 \\ 1 & i \end{bmatrix}, a \oplus d \right)$, $a > 0$, $d \in \mathbb{C}$.

Finally, the path $(1 \oplus 0, \tilde{a} \oplus 0) \rightarrow \left(\begin{bmatrix} 0 & 1 \\ 1 & i \end{bmatrix}, a \oplus d \right)$ for $d > 0$, $a = 0$ and for $\tilde{a} \geq 0$, $a > 0$, $d \in \mathbb{C}$ is proved with $c(s) = 1$, $B(s) = 0 \oplus \frac{\tilde{a}+s}{s^2}$, $P(s) = \frac{1}{\sqrt{2}} \begin{bmatrix} s^{-1} & s \\ s & 0 \end{bmatrix}$ and $B(s) = 1 \oplus (\tilde{a} + s)$, $P(s) = \begin{bmatrix} 0 & s \\ 1 & s \end{bmatrix}$, $c(s) = -i$ in (5.3), respectively.

This completes the proof of the theorem. \square

REFERENCES

- [1] Arnold VI. Geometric Methods in the Theory of ordinary Differential Equations. New York (NY): Springer-Verlag; 1988.
- [2] E. Bedford, B. Gaveau, Envelopes of holomorphy of certain 2-spheres in \mathbb{C}^2 , *Amer. J. Math.* 105 (1983), 975–1009.
- [3] E. Bedford, W. Klingenberg, On the envelope of holomorphy of a 2-sphere in \mathbb{C}^2 , *J. Amer. Math. Soc.* 4 (1991), no. 3, 623–646.
- [4] Bishop E. Differential Manifolds in complex Euclidean space. *Duke Math J.* 1965; 32: 1–22.
- [5] Bochnak J, Coste M, Roy MF. Real Algebraic Geometry. Berlin: Springer-Verlag; 1988.
- [6] Boothby WM. An Introduction to Differentiable Manifolds and Riemannian Geometry. New York (NY): Academic Press; 1975.
- [7] Burcea V. A normal form for a real 2-codimensional submanifold in \mathbb{C}^{N+1} near a CR singularity. *Adv Math.* 2013; 243: 262–295.

- [8] Coffman A. CR singularities of real fourfolds in \mathbb{C}^3 . *Illinois J Math.* 2009; 53 (3): 939–981.
- [9] Dmytryshyn AR, Futorny V, Kågström B, Klimenko L, Sergeichuk VV. Change of the congruence canonical form of 2-by-2 and 3-by-3 matrices under perturbations and bundles of matrices under congruence. *Linear Algebra Appl.* 2015; 469: 305–334.
- [10] Edelman E, Elmroth E, Kågström B. A geometric approach to perturbation theory of matrices and matrix pencils. Part II: A stratification enhanced staircase algorithm. *SIAM J Matrix Anal Appl.* 20 (1999) 667–669.
- [11] Fang H, Huang X. Flattening a non-degenerate CR singular point of real codimension two. (*Geom. Funct. Anal.* 28, (2018)).
- [12] Forstnerič F. Complex tangents of real surfaces in complex surfaces. *Duke Math J.* 1992; 67 (2): 353–367.
- [13] Futorny V, Klimenko L, Sergeichuk VV. Change of the $*$ -congruence canonical form of 2-by-2 matrices under perturbations. *Electr J Lin Alg.* 2014; 27: 146–154.
- [14] Gong X, Stolovitch L. Real submanifolds of maximum complex tangent space at a CR singular point I. *Invent Math.* 2016; 206 (1): 293–377.
- [15] Harris J. *Algebraic Geometry a first course*. New York (NY): Springer-Verlag; 1992.
- [16] Hong Y. A Canonical Form for Hermitian Matrices under Complex Orthogonal Congruence. *SIAM J Matrix Anal Appl.* 1989; 10 (2): 233–243.
- [17] Horn RA, Johnson CR. *Matrix analysis*. Cambridge: Cambridge University Press; 1990.
- [18] Kenig CE, Webster SM. The local hull of holomorphy of a surface in the space of two complex variables. *Invent Math.* 1982; 67 (1): 1–21.
- [19] Markus AS, Parilis EÉ. The change of the Jordan structure of a matrix under small perturbations,. *Mat Issled.* 1980; 54: 98–109. English translation: *Linear Algebra Appl.* 1983; 54: 139–152.
- [20] Moser JK, Webster SM. Normal forms for real surfaces in \mathbb{C}^2 near complex tangents and hyperbolic surface transformations. *Acta Math.* 1983; 150 (3-4): 255–296.
- [21] Slapar M. Modeling complex points up to isotopy. *J Geom Anal.* 2013; 23 (4): 1932–1943.

- [22] Slapar M: On complex points of codimension 2 submanifolds. *J Geom Anal.* 2016; 26 (1): 206–219.
- [23] Slapar M, Starčič T. On Normal Forms of Complex Points of codimension 2 submanifolds. *J Math Anal Appl.* 2018; 461(2): 1308–1326.
- [24] Starčič T. *Change of normal forms of complex points of real 4-manifolds embedded in a complex 3-manifold under small C^2 -perturbations.* accepted for publication in *Complex Var. Elliptic Equ.*

FACULTY OF EDUCATION, UNIVERSITY OF LJUBLJANA, KARDELJEVA PLOŠČAD 16, 1000 LJUBLJANA, SLOVENIA

INSTITUTE OF MATHEMATICS, PHYSICS AND MECHANICS, JADRANSKA 19, 1000 LJUBLJANA, SLOVENIA
E-mail address: tadej.starcic@pef.uni-lj.si