

Role of instability on the limits of laterally strained detonation waves

Qiang Xiao^{a,*}, Matei I. Radulescu^a

^a*Department of Mechanical Engineering, University of Ottawa, Ottawa, Ontario K1N 6N5, Canada*

Abstract

The present work examines the role of instability and diffusive phenomena in controlling the limits of detonations subject to lateral strain rates. Experiments were conducted in mixtures with varying levels of cellular instability, i.e., stoichiometric methane-oxygen ($\text{CH}_4/2\text{O}_2$), ethylene-oxygen ($\text{C}_2\text{H}_4/3\text{O}_2$), and ethane-oxygen ($\text{C}_2\text{H}_6/3.5\text{O}_2$). These detonations were propagated in channels with exponentially enlarging cross-sections, following the recent works of Radulescu & Borzou (2018) and Xiao & Radulescu (2020). Steady detonation waves were obtained at the macro-scale, with the near-limit reaction zone structures characterized by significant unreacted gas pockets. The turbulent flame burning velocity of these pockets was evaluated to be 30 m/s to 70 m/s, which is larger than the theoretical laminar value by a factor of 2 to 7 and smaller than the CJ deflagration speed by a factor of 2 to 3. For all the mixtures tested, the characteristic $D-K$ relationships, relating the detonation mean propagation speed with lateral flow divergence, were obtained directly from experiments and as well from the generalized ZND model with lateral strain rates using the detailed chemical kinetics. The results showed that the degree of departures between experiments and the theoretical predictions increases significantly with the detonation instability level. As compared to the laminar ZND wave, the more unstable detonations are much more detonable than the more stable detonations, with substantially larger limiting divergence rates and maximum velocity deficits. Such enhanced detonability with detonation instability can be manifested in the significantly enhanced global rates of energy release with the notably suppressed thermal character of ignition for the more unstable detonations. This globally enhanced burning mechanism is found to be realized by the intensified auto-ignition assisted by the turbulent diffusive burning of the unreacted gas pockets, substantially shortening the characteristic reaction zone lengths. Finally, the relatively good universality of the $D/D_{CJ} - K_{eff}\lambda$ relations implicitly suggests that cell size is also a function of the detonation wave stability, since it is controlled by the reaction zone thickness of unstable detonations.

Keywords: Detonation instability, Unreacted gas pocket, Diffusive phenomenon, Lateral strain rates, Detonation limits

*Corresponding author:

Email address: qxiao067@uottawa.ca (Qiang Xiao)

1. Introduction

Very recently, Xiao and Radulescu [1] performed experiments with hydrogen-oxygen-argon ($\text{H}_2/\text{O}_2/\text{Ar}$) cellular detonations in exponentially diverging channels. They found that, despite the cellular structures, the detonation dynamics can be excellently predicted from the generalized Zeldovich-von Neumann-Doering (ZND) model with lateral strain rates [2] using the detailed chemical kinetics. However, this excellent agreement departs from the earlier experiments of Radulescu and Borzou [3] in much more unstable detonations, where the experiments disagreed with the theoretical predictions. The question thus arises whether there is the link of departures between experiments and the steady 1D ZND model predictions to detonation instability. The present work addresses this question.

In practice, detonations usually propagate in the presence of lateral strain rates [4, 5]. For example, in either weakly confined (e.g., see Refs. [6–11]) or varying-cross-section (e.g., see Refs. [1, 3, 12]) or curved geometries (e.g., see Refs. [13–17]), detonations tend to be curved with the flow experiencing lateral divergence in the reaction zone. A typical case can be seen in rotating detonation engines (RDEs) [18–21], where detonations are weakly confined by the burned products of the previous rotation cycle and the flow behind locally experiences side expansions, resulting in lateral strain rates. The other important scenario is related with detonations in small-sized confined geometries, such as narrow channels or tubes, where detonations are subject to significant losses induced by boundary layers [22–39]. In the shock-attached frame of reference, the boundary layer acts as a mass sink from the inviscid core flow [24] and results in the flow diverging in reaction zones [40, 41], thereby giving rise to lateral strain rates. This boundary layer induced lateral flow divergence can thus be modeled by the negative displacement of boundary layers [24]. Lateral strain rates have been generally known to significantly impact the detonation dynamics, i.e., decreasing the propagation speeds lower than the theoretical Chapman-Jouguet (CJ) velocities [24, 26, 27, 27, 32, 34–39, 42], increasing the limit pressures [26, 32, 34, 36] as well as cell sizes [7, 11, 37, 42–44].

Extensive efforts have been made in quantifying the response of detonation dynamics to lateral strain rates for detonations in narrow channels or small tubes (e.g., see Refs. [24, 26, 27, 27, 32, 34–39]). The experimentally obtained detonation mean propagation speed dependence on “lateral flow divergence” was then compared to the extended ZND models [2, 24, 26, 27]. Note that in these works, the “lateral flow divergence” was interpreted in terms of the characteristic geometry length scale (e.g., the channel depth or the tube diameter) normalized by the length scale of the kinetics, such as the detonation cell size [43] or the ZND detonation induction zone length [2, 32]. In general, all the comparisons showed that the steady 1D ZND model can relatively well predict the dynamics of weakly unstable detonations with regular cellular structures, while much worse for the highly unstable detonations with more irregular cellular structures. Specifically in terms of detonation limits, as compared to the steady ZND counterpart, unstable detonations in experiments can propagate at substantially larger limiting flow divergence with much larger velocity deficits [32, 33, 45]. Despite these findings, whether there is a correlation between the departures and detonation instability is still not clear. Moreover, no effective strategies have been proposed in improving the theoretical predictions of the unstable detonation dynamics.

In an attempt to tackle with these questions, Radulescu and Borzou [3] recently formulated a novel experimental technique involving a pair of exponentially diverging ramps. The key feature of the ramp is keeping the logarithmic area divergence rate as a constant, which can enable the macro-scale detonations to propagate in quasi-steady conditions with a constant mean lateral strain rate [1, 3]. As a result, the unique characteristic relationships between the detonation

mean propagation speed and its lateral flow divergence can be precisely obtained in an unambiguous manner, thus permitting meaningful comparisons between experiments and the steady ZND model predictions. In their works, two mixtures of different detonation instability were tested, i.e., the weakly unstable argon-diluted acetylene-oxygen ($2\text{C}_2\text{H}_2/5\text{O}_2/21\text{Ar}$) and highly unstable propane-oxygen ($\text{C}_3\text{H}_8/5\text{O}_2$) detonations. Again, they found the much poorer predictability of the unstable $\text{C}_3\text{H}_8/5\text{O}_2$ detonation dynamics than that of the more stable $2\text{C}_2\text{H}_2/5\text{O}_2/21\text{Ar}$ detonations. Besides these comparisons, they extracted the empirical reaction models from the experimental data for the global average description of the detonation dynamics. The potential usefulness of these calibrated global rate laws has been demonstrated by Radulescu [46] in predicting the initiation and failure phenomena in relevant $\text{C}_3\text{H}_8/5\text{O}_2$ detonation experiments [47]. On the other hand, the calibrated significantly lower effective activation energy with faster reaction kinetics than those of the ZND model obtained from the underlying real chemistry for highly unstable $\text{C}_3\text{H}_8/5\text{O}_2$ detonations highlight the role of diffusive processes, involved in the burn-out of unreacted gas pockets, in suppressing the thermal character of the ignition mechanism [48, 49]. Such diffusive phenomenon is essential in resolving the “detonation paradox” that inviscid detonation simulations predict the incorrect trend for the role of instability in real gaseous cellular detonations [50].

Therefore, by further extending the well-posed exponential ramp technique, the present study aims to examine how the instability and diffusive processes affect detonation limits subject to lateral strain rates in a range of mixtures with varying levels of cellular instability, i.e., stoichiometric methane-oxygen ($\text{CH}_4/2\text{O}_2$), ethylene-oxygen ($\text{C}_2\text{H}_4/3\text{O}_2$), and ethane-oxygen ($\text{C}_2\text{H}_6/3.5\text{O}_2$). Particularly, it is of interest to establish whether there is the link of departures between the experiments and the generalized ZND model predictions to detonation instability. Finally, useful empirical global reaction models are presented for capturing the detonation dynamics.

2. Experimental Details

Experiments were conducted in a 3.4 m long aluminium rectangular channel with an internal height and width of 203 mm and 19 mm, respectively. A sketch of the experimental set-up is shown in Fig. 1, which is the same as that adopted by Xiao and Radulescu [1] and Radulescu and Borzou [3]. The shock tube consists of three parts, a detonation initiation section, a propagation section, and a test section. In the initiation part, the mixture was ignited by a high voltage igniter (HVI), which could store up to 1000 J with the deposition time of $2\ \mu\text{s}$. Mesh wires were inserted for facilitating the detonation formation. Three 113B24 and five 113B27 piezoelectric PCB pressure sensors ($p_1 \sim p_8$), as shown in Fig. 1, were mounted flush on the top wall of the shock tube for recording pressure signals.

In the test section, two different polyvinyl-chloride (PVC) ramps were used in our experiments. The key characteristic of the ramp is the property of retaining a constant logarithmic area divergence rate ($K = \frac{d(\ln A(x))}{dx}$) of the cross-sectional area $A(x)$. This important feature enables detonations at the macro-scale to propagate in quasi-steady conditions [1, 3]. For the large ramp, the logarithmic area divergence rate is $2.17\ \text{m}^{-1}$, while for the small one such rate was $4.34\ \text{m}^{-1}$. At the entrance, a protruded rounded tip was kept for minimizing the effects of shock reflection on the detonation front. The initial gap between the ramp tip and the top wall of the channel is 23 mm in height. The height between the exponentially curved wall and the top wall is given by $y_{\text{wall}} = y_0 e^{Kx}$ for $x > 0$ and by $y_{\text{wall}} = y_0 = 23\ \text{mm}$ otherwise.

The test mixtures were stoichiometric methane-oxygen ($\text{CH}_4/2\text{O}_2$), ethylene-oxygen ($\text{C}_2\text{H}_4/3\text{O}_2$), and ethane-oxygen ($\text{C}_2\text{H}_6/3.5\text{O}_2$). Each of them was prepared in a separate mixing tank by the

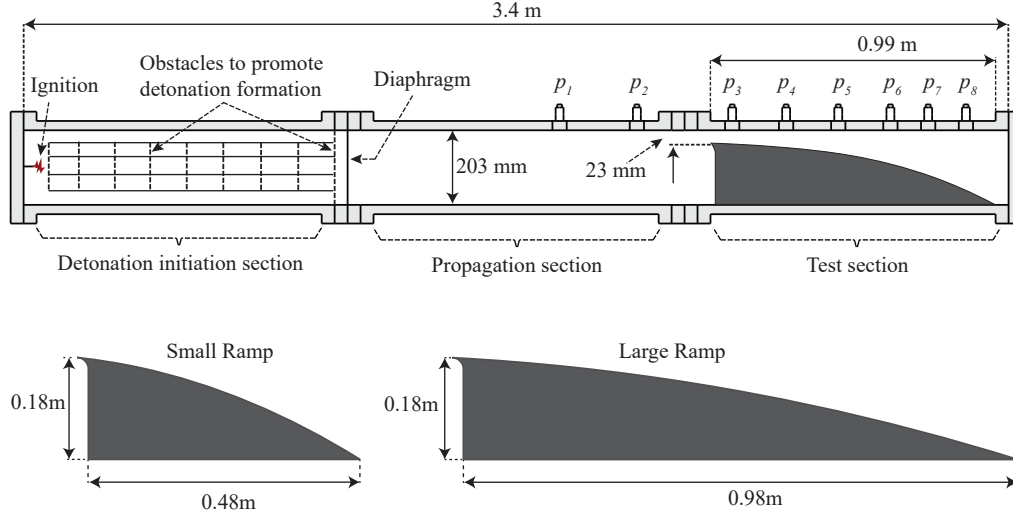


Figure 1: Experimental set-up for diverging detonation experiments.

method of partial pressures and was then left to mix for more than 24 hours. Before filling with the test mixture in every single experiment, the shock tube was evacuated below the absolute pressure of 90 Pa. The mixture was then introduced into the shock tube through both ends of the tube at the desired initial pressure with an accuracy of 70 Pa. Both the schlieren [51] and large-scale shadowgraph [52] techniques were alternatively adopted for visualizing the detonation evolution process along the exponential ramp. The Z-type schlieren was set up with a vertical knife edge using a light source of 360 W. The resolution of the high-speed camera was $384 \times 288 \text{ px}^2$ with the framing rate of 77481 fps (about $12.9 \mu\text{s}$ for each interval). For the shadowgraph photos, the resolution of the high-speed camera was $1152 \times 256 \text{ px}^2$ with the framing rate of 42049 fps (about $23.78 \mu\text{s}$ for each interval). The light source for the shadowgraph system was provided by a 1600 W Xenon arc lamp. The exposure time for the schlieren and shadowgraph setup was $0.44 \mu\text{s}$ and $1.0 \mu\text{s}$, respectively.

3. Experimental Results

3.1. Detonation propagation characteristics

3.1.1. Methane-oxygen detonations

Figure 2 shows the reaction zone structures of methane-oxygen ($\text{CH}_4/2\text{O}_2$) detonations along the large ramp at initial pressures relatively well above the propagation limit of $p_c \approx 12.0 \text{ kPa}$, below which detonations fail to self-sustain. The detonation propagated from left towards right. As a result of the geometrical area divergence, detonation fronts are curved. The other main features are the long-tailed transverse shocks, the fine-scale dense unreacted gas pockets breaking away from the very rough front, and also the trailing scattered pressure pulses behind the spotty frontal structure. These characteristics have been previously reported by Radulescu et al. [48, 53] and Kiyanda and Higgins [54] for methane-oxygen detonations in straight channels. One can have a clearer observation of the formation process of the unreacted gas pockets or islands in the propagation of much lower initial pressure detonations, as shown in Fig. 3. It illustrates

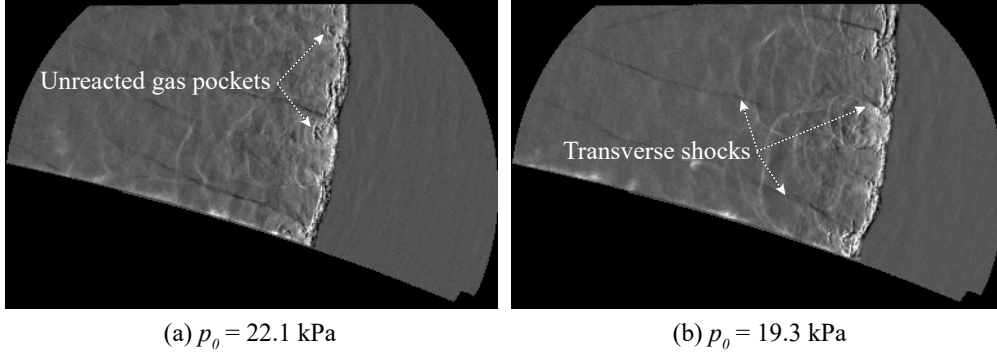


Figure 2: Structures of CH_4/O_2 detonations propagating along the large ramp at relatively high initial pressures.

the detailed interactions of triple points in the three-mode (i.e., one cell and half) detonation evolution process along the large ramp. Due to the longer ignition delays for the shocked gases processed by the weaker incident shock, the observed reaction zones are thicker than that behind the stronger Mach shock. The tongue-like region of unreacted gases accumulated along the shear layers increases until the collision of triple points, giving rise to the dense unburned gas island peeled away from the main front, as can be seen from Fig. 3c to Fig. 3f. In the experiment, this unreacted gas pocket was consumed within five frames, i.e., approximately $65 \mu\text{s}$, from Fig. 3e to Fig. 3j. Noteworthy is that this burn-out time of unreacted pockets is approximately the timescale of the detonation cell, consistent with the previous observations [48, 49, 53, 54].

Such behavior can be further confirmed in the single-mode (or single-head, i.e., half cell) detonation propagation, as shown at some length in Fig. 4. The prominent feature of the detonation in Fig. 4a is the highly turbulent tongue-shaped structure (along the shear layer) engulfing the unreacted gases in the large induction zone behind the weaker incident shock. This structure is qualitatively similar to that observed by Kiyanda and Higgins [54]. As the triple point propagated downward from Fig. 4a to Fig. 4e, the tongue of dense unburned gases along the turbulent shear layer was noticeably enlarged, and finally pinched off from the main front as a separate island during the collision of the triple point with the bottom wall, as can be seen in Fig. 4f. In the meantime, a transverse detonation of intense luminosity, as documented numerically by Gamezo et al. [55] and experimentally by Bhattacharjee et al. [51], was generated and then rapidly burned upward the unreacted gases behind the upper incident shock (see frames from Fig. 4f to Fig. 4j). Such formation mechanism of the transverse detonation in a relatively large unburned induction zone through the reflection of the transverse wave from the wall is similar to that observed very recently by Xiao and Radulescu [1] in the mixture of $2\text{H}_2/\text{O}_2/7\text{Ar}$. Starting in Fig. 4f, the unreacted gas island was observed to be fully consumed within eight frames, i.e., $103 \mu\text{s}$, which is the timescale of the detonation cell. Nevertheless, the propagation speeds of incident shocks (close to the bottom curved wall) from Fig. 4a to Fig. 4e were measured decreasing from $0.55D_{CJ}$ to $0.45D_{CJ}$, whose average is $0.5D_{CJ}$. Correspondingly, its post-shock ignition delay (at the average speed of $0.5D_{CJ}$) was calculated to be 10.3 seconds, which is five orders of magnitude longer than the experimentally estimated burn-out time of the unreacted gases processed by this shock! Note that the theoretical ignition time was evaluated using the typical constant volume explosion method with the detailed San Diego reaction mechanism [56]. Therefore, it is clear that the shock-induced auto-ignition theory alone cannot account for the much faster




Figure 3: Evolution of $\text{CH}_4/2\text{O}_2$ detonations along the large ramp at the initial pressure of 12.9 kPa.

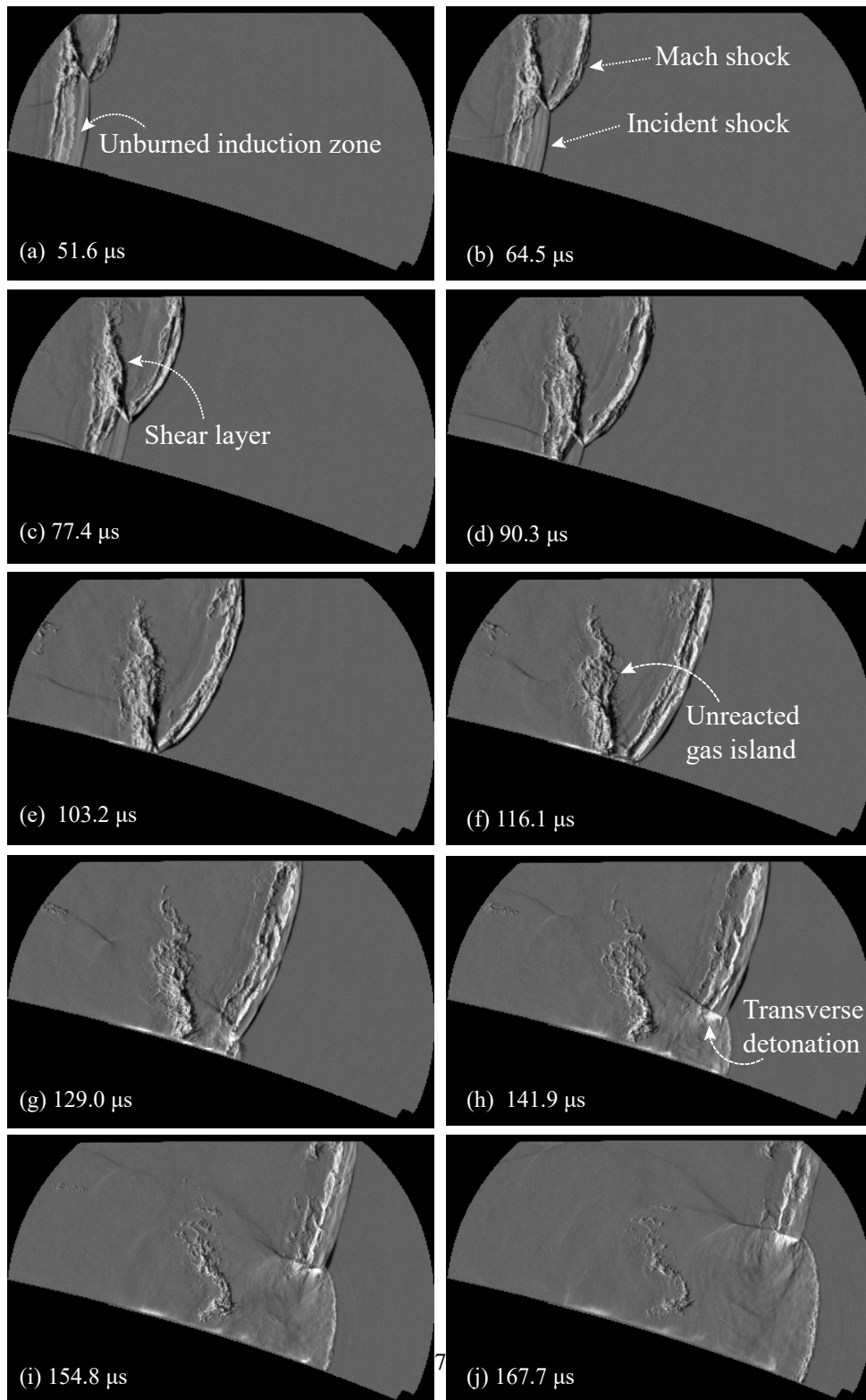


Figure 4: Evolution of $\text{CH}_4/2\text{O}_2$ detonations along the large ramp at the initial pressure of 12.7 kPa.




Figure 5: Superposition of detonation fronts near the end of the large ramp in mixtures of $\text{C}_2\text{H}_4/3\text{O}_2$ and $\text{C}_2\text{H}_6/3.5\text{O}_2$, respectively, at initial pressures well above the limit. The red lines denote arcs of circles with the expected curvature from the quasi-1D approximation.

reaction mechanism of the unreacted fuel pockets observed in these highly unstable detonation experiments, as already noted in previous works [48, 49, 53, 54].

3.1.2. Ethylene-oxygen and ethane-oxygen detonations

Figure 5 shows the superimposed schlieren photos of detonation fronts near the end of the large ramp at different instants in mixtures of ethylene-oxygen ($\text{C}_2\text{H}_4/3\text{O}_2$) and ethane-oxygen ($\text{C}_2\text{H}_6/3.5\text{O}_2$), respectively. They are at initial pressures well above the limit of $p_c \approx 1.0 \text{ kPa}$ for $\text{C}_2\text{H}_4/3\text{O}_2$ and $p_c \approx 4.0 \text{ kPa}$ for $\text{C}_2\text{H}_6/3.5\text{O}_2$. The detonation propagated from left towards right. The detonation front acquired a large number of very small-sized cellular structures, and was noticeably curved with a characteristic curvature due to the cross-sectional area divergence. In general, both the $\text{C}_2\text{H}_4/3\text{O}_2$ and $\text{C}_2\text{H}_6/3.5\text{O}_2$ detonation fronts are qualitatively similar, while appear to be less turbulent than the very “rough” ones of $\text{CH}_4/2\text{O}_2$ in Fig. 3. The $\text{C}_2\text{H}_4/3\text{O}_2$ and $\text{C}_2\text{H}_6/3.5\text{O}_2$ detonations are organized with much thinner characteristic reaction zones.

On the other hand, the theoretically expected arcs of circles of curvature predicted from the quasi-1D approximation [1, 3] were obtained and compared with the real detonation fronts in experiments. These arcs of circles with the radius of $1/K = 0.46 \text{ m}$ are denoted by the red dashed lines in Fig. 5. The very good agreement between experiments and the theoretical expectations suggests the appropriateness of quasi-1D assumption for detonations at the macro-scale in the specifically designed exponential geometry, as already demonstrated in detail by Xiao and Radulescu [1] and Radulescu and Borzou [3]. The macro-scale quasi-steady assumption is further confirmed in Fig. 6, illustrating the whole propagation process of $\text{C}_2\text{H}_4/3\text{O}_2$ detonations along the large ramp at a higher initial pressure of $p_0 = 8.3 \text{ kPa}$. Evidently, detonations propagated with a constant mean front curvature, indicated again by the excellent agreement with the red dashed arcs expected from the quasi-1D approximation. While for the minor deviations recognized near the end, they are due to the limitation of the quasi-1D approximation in designing the exponential ramp [1, 3]. Moreover, the local speed profiles of both the top and bottom curved walls in Fig. 6b show very limited variations within 5% of D_{CJ} , indicating detonations travelling at a constant speed. The measured global mean propagation speeds of the top and bottom walls differ within 1% of D_{CJ} . Therefore, it is reasonable for us to assume a quasi-steady detonation with a constant mean lateral strain rate in the exponential channel.

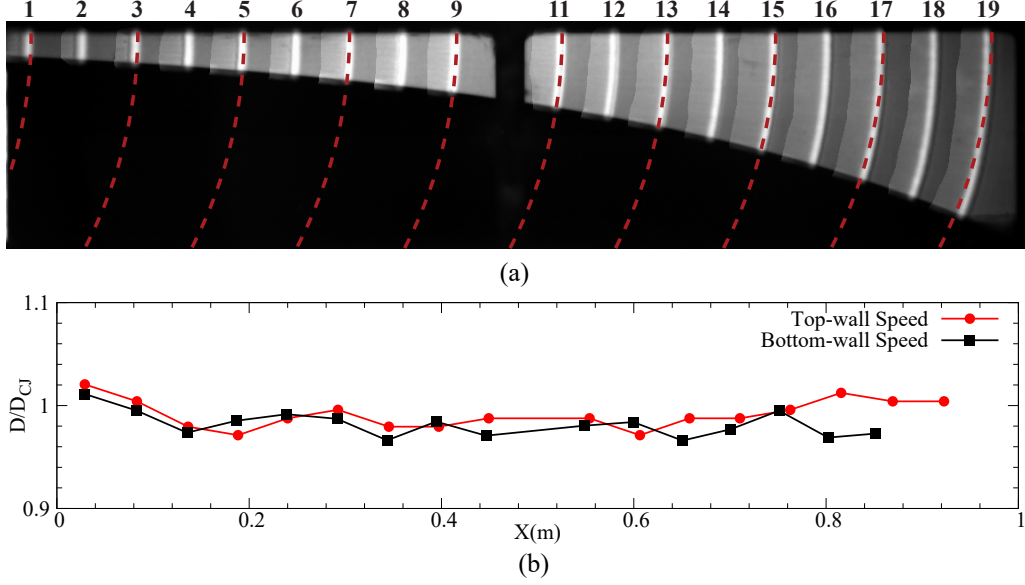


Figure 6: Superposition of detonation fronts and the corresponding local speed profiles at different instants along the large ramp in the mixture of $C_2H_4/3O_2$ at an initial pressure of $p_0 = 8.3$ kPa. The red dashed lines in (a) denote arcs of circles with the expected curvature from the quasi-1D approximation.

In addition, we also observed the propagation characteristics of near-limit detonations in mixtures of ethylene-oxygen ($C_2H_4/3O_2$) and ethane-oxygen ($C_2H_6/3.5O_2$), by reducing the kinetic sensitivity via lowering the initial pressures. In experiments of $C_2H_4/3O_2$, detonations can even self-sustain at very low initial pressures close to 1.0 kPa. Note that for these very low pressures, a driver gas of $C_2H_4/3O_2$ with a higher initial pressure was adopted in the initiation section, which was separated from the second part with a diaphragm shown in Fig. 1. Figures 7 and 8, respectively, illustrate the evolution of single-mode detonations in mixtures of $C_2H_4/3O_2$ and $C_2H_6/3.5O_2$. Compared to $C_2H_4/3O_2$ detonations, the $C_2H_6/3.5O_2$ detonation reaction zone structure appears to be more turbulent. The scenario of generating the tongue-shaped unreacted gas zone along the shear layer is qualitatively similar to that observed in methane-oxygen ($CH_4/2O_2$) detonations in Fig. 4. The significant unreacted gas islands were formed after the reflection of the single triple point from the wall. These unreacted islands were again observed to be consumed more than four orders of magnitude faster than expected by the adiabatic shock-ignition mechanism!

For $C_2H_6/3.5O_2$ detonations, after collision of the triple point with the bottom wall, a transverse detonation with intense luminosity was generated, as can be seen in Fig. 8i and Fig. 8j, while absent in the $C_2H_4/3O_2$ detonation experiment. In Fig. 8, we can also observe the presence of scattered fine-scale unburned pockets (with chemical activity) pinched off from the very spotty main reaction zone, as clearly shown in the sketch of Fig. 9. These unreacted gas pockets were of different sizes and distributed randomly behind the main reaction zone. They were observed to be burned out in a very short time interval, approximately within two or three frames.




Figure 7: Evolution of $\text{C}_2\text{H}_4/3\text{O}_2$ detonations along the large ramp at the initial pressure of 1.3 kPa.




Figure 8: Evolution of $\text{C}_2\text{H}_6/3.5\text{O}_2$ detonations along the small ramp at the initial pressure of 4.6 kPa.

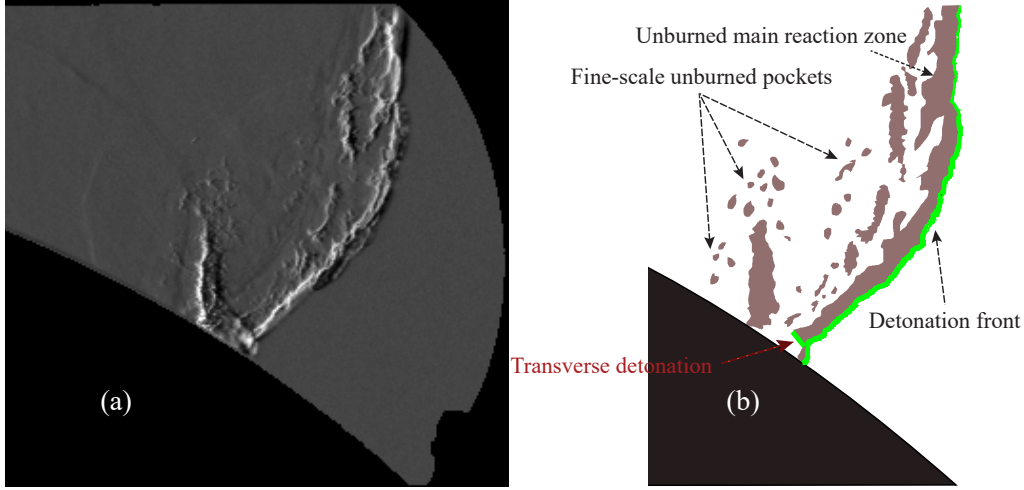


Figure 9: Illustration of the scattered fine-scale unreacted pockets: (a) the spotty reaction zone structure of $C_2H_6/3.5O_2$ detonation in Fig. 8h, and (b) sketch of the main features of the reaction zone.

3.2. The burning rate of unreacted gas pockets

The above near-limit detonation experiments have clearly shown that a significant portion of fresh mixtures are engulfed in tongue-shaped unburned islands along the turbulent shear layers as well as in scattered fine-scale unreacted pockets, and that they react much faster than predicted by the shock-induced auto-ignition mechanism. As such, shock compression alone cannot explain the much faster combustion events observed in these unstable hydrocarbon-oxygen detonation experiments. On the other hand, quite a few of studies, e.g., Refs. [48–50, 53, 54, 57], have indicated that these pockets are consumed via surface turbulent flames. The present experiments, as illustrated in Figs. 3, 4, 7, and 8, further confirms this burning mechanism through diffusive flames at very rough pocket boundaries, characteristic of significant hydrodynamic instabilities giving rise to enhanced turbulent mixing between the reacted and unreacted gases along the turbulent shear layers [48–50, 53]. It is thus instructive to estimate the rate at which burning of these unburned fuel pockets occurs. Recently, Maxwell et al. [49] proposed an approximate method for evaluating this turbulent flame speed, by considering an isolated single pocket and measuring its characteristic size and the time interval required for being consumed. Specifically, such turbulent flame speed S_t can be approximately calculated as

$$S_t \approx \frac{L}{\Delta t} \quad (1)$$

where Δt is the time interval, which the unreacted fuel pocket takes to be burned out. L is the characteristic length of the pocket, which can be estimated as

$$L = \frac{V}{A_s} \quad (2)$$

where V is the pocket's volume, which is obtained by tracing the pocket shape area, multiplied by the channel width in the third dimension. A_s is the peripheral surface area, estimated with the

Table 1: The estimated turbulent flame burning velocity S_t of the experimentally observed unburned fuel pockets in Figs. 4, 7, and 8.

Mixture	p_0 (kPa)	V (mm ³)	A_s (mm ²)	L (mm)	Δt (μ s)	S_t (m/s)
CH ₄ /2O ₂	12.7	39,000	5,900	6.6	103	64
C ₂ H ₆ /3.5O ₂	4.6	11,000	2,900	3.8	78	49
C ₂ H ₄ /3O ₂	1.2	31,000	6,000	5.2	155	34

Table 2: The laminar flame burning velocity S_L and CJ deflagration speed S_{CJ} , evaluated from the post-shock state forming the unreacted gas pockets by considering the realistic chemistry. Note that D_{avg} is the average speed of the weaker incident shock that processes the unreacted fuel pockets in in Figs. 4, 7, and 8.

Mixture	p_0 (kPa)	D_{avg}/D_{CJ}	S_L (m/s)	S_{CJ} (m/s)	S_t/S_{CJ}	S_t/S_L
CH ₄ /2O ₂	12.7	0.50	9.9	114.6	0.56	6.5
C ₂ H ₆ /3.5O ₂	4.6	0.57	12.4	113.5	0.43	4.0
C ₂ H ₄ /3O ₂	1.2	0.47	14.1	95.9	0.36	2.4

pocket perimeter multiplied also by the channel width in the third dimension.

Table 1 shows the experimentally evaluated turbulent flame speeds S_t for unburned fuel pockets starting in Fig. 4f, Fig. 7f, and Fig. 8h, respectively. These speeds vary approximately from 30 m/s to 70 m/s, which is smaller than that of 120 m/s obtained by Maxwell et al. [49] from the CH₄/2O₂ detonation experiment in a straight channel. Such discrepancy presumably originates from the much weaker incident shock ($D_{avg} \approx 0.5D_{CJ}$) in the present work resulting in lower post-shock temperatures than those of Maxwell et al. ($D_{avg} \approx 0.7 \sim 0.8D_{CJ}$) [49], as well as in part from the stronger expansion waves behind the leading shock of detonations in the current diverging channel. Moreover, we also estimated the theoretical laminar flame burning velocity S_L and CJ deflagration speed S_{CJ} [58, 59], using the post-shock state of the incident shock that processed the unreacted gas pockets. The results in Table 2 show that, while the experimentally measured turbulent flame burning velocity S_t is smaller than the CJ deflagration speed S_{CJ} by a factor of two to three, it is two to seven times larger than the corresponding laminar flame burning velocity S_L . This agrees with the result of $S_t/S_L \approx 6.6 \sim 7.3$ evaluated by Maxwell et al. [49] in their CH₄/2O₂ detonation experiments. The decreasing sequence of S_t/S_L from CH₄/2O₂ to C₂H₆/3.5O₂ and C₂H₄/3O₂ also signifies the decreasing level of turbulence effects. It is consistent with the qualitative comparison of the near-limit detonation reaction zone structures in these three mixtures, as shown in Fig. 10, where CH₄/2O₂ detonation structures appear to be much rougher while the C₂H₄/3O₂ detonation is the opposite.

3.3. Velocity deficits

Figure 11 summarizes the detonation mean propagation speeds measured along the top wall over the whole ramp, as a function of initial pressures. As a result of decreasing the mixture kinetic sensitivity through lowering the initial pressures, detonations exhibit larger velocity deficits. Since detonations along the large ramp experience a lower logarithmic area divergence rate than along the small ramp, they show a smaller velocity deficit as well as lower critical pressure, below which detonations fail to self-sustain. Note that the relatively large spread of points recognized near the propagation limit is presumably due to the considerably enlarging length scale of the

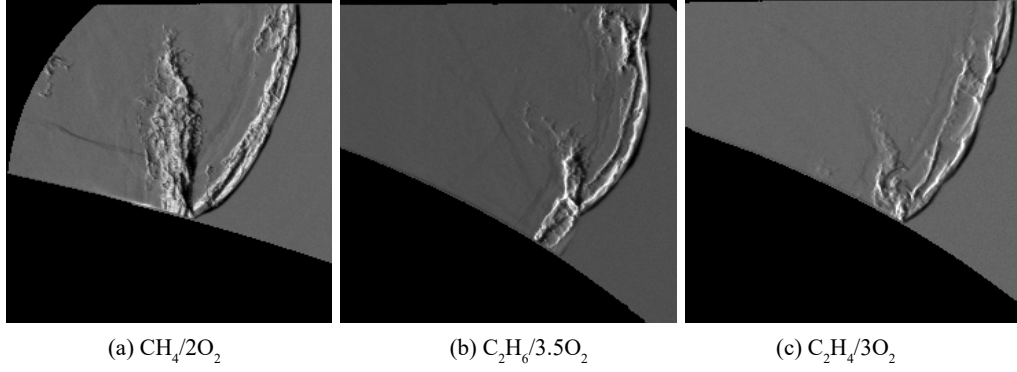


Figure 10: Near-limit structures of (a) $\text{CH}_4/2\text{O}_2$ detonations along the large ramp in Fig. 4e, (b) $\text{C}_2\text{H}_6/3.5\text{O}_2$ detonations along the small ramp at $p_0 = 4.5$ kPa, and (c) $\text{C}_2\text{H}_4/3\text{O}_2$ detonations along the small ramp at $p_0 = 1.8$ kPa.

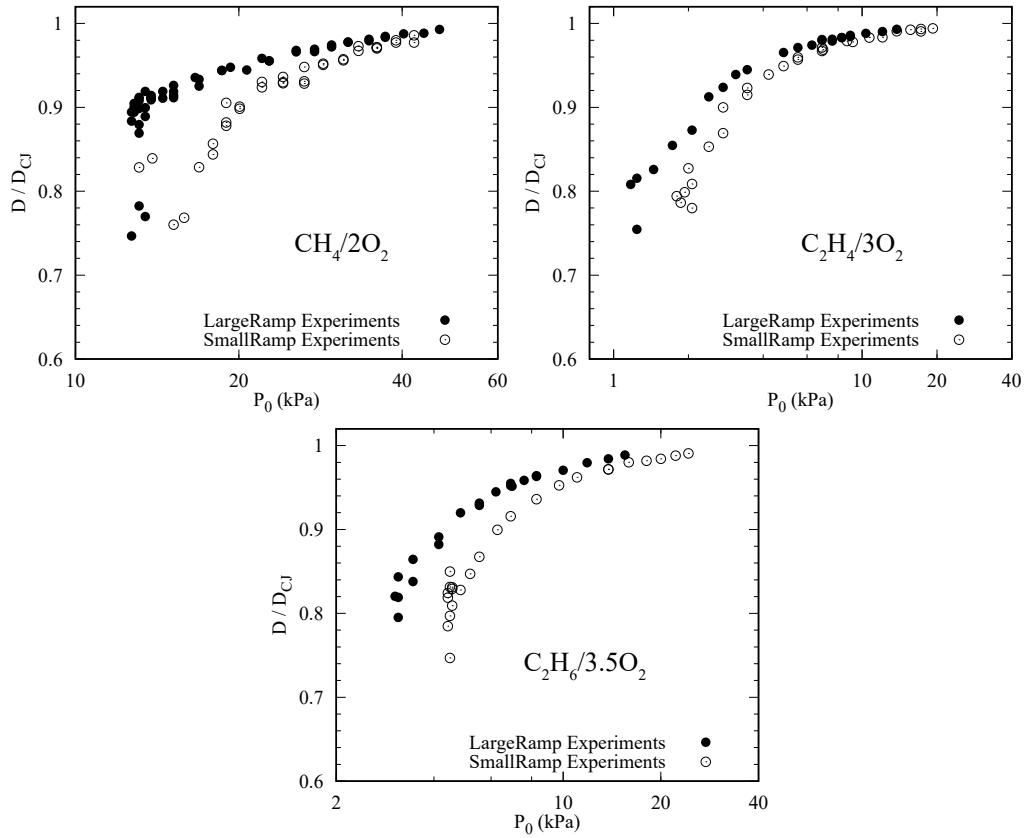


Figure 11: The mean propagation speeds (along the top wall) over the whole ramp for detonations in mixtures of $\text{CH}_4/2\text{O}_2$, $\text{C}_2\text{H}_4/3\text{O}_2$, and $\text{C}_2\text{H}_6/3.5\text{O}_2$, respectively.

near-limit detonation cellular structure (comparable to the channel height) as well as the highly stochastic property, which lead to average speeds of significant fluctuations. Such near-limit stochastic phenomenon has been extensively reported in previous experiments, e.g., see Refs. [1, 60–62].

4. Discussion

4.1. The experimental $D(\kappa)$ relationships

The total flow divergence experienced by detonations propagating along ramps in this study includes two parts, the one due to the geometrical area divergence of the exponentially diverging channel and the other due to divergence of the flow rendered by the boundary layer growth on the side channel walls [1, 3]. The effective lateral flow divergence rate can thus be expressed as:

$$K_{eff} = \underbrace{\frac{1}{A} \frac{dA}{dx}}_K + \phi_{BL} \quad (3)$$

where ϕ_{BL} represents the contribution of the boundary layer losses, and K is the known logarithmic area divergence rate of the channel. One can refer to the work of Xiao and Radulescu [1] for the theoretical justification of Eq. (3). Instead of modeling the equivalent flow divergence rate ϕ_{BL} of boundary layers, Radulescu and Borzou [3] proposed to evaluate this loss rate directly from experiments by analytically comparing the experimental data of two ramps, based on the following two assumptions: (1) detonations inside the exponential horn geometry of different divergence rates have the same constant ϕ_{BL} since the channel's dimension of the width is unchanged; (2) for the same mixture, it has a unique correlation between the velocity deficit and its loss [2, 63–65]. As a result, the effective rate of total flow divergence K_{eff} can be calibrated by collapsing together the experimental $D/D_{CJ} - K\Delta_i$ curves of both the large and small ramp experiments, by considering the boundary layer effects. As such, the loss rate ϕ_{BL} due to boundary layers can be derived. Figure 12 shows the experimentally obtained $D - K$ curves characterizing the relationships between velocity deficits and losses for the mixtures involved in this study. Note that the abscissa is the non-dimensional loss obtained by multiplying the flow divergence rate with the corresponding CJ detonation induction zone length Δ_i (at the same initial pressure with the experiment), which was calculated by using Shepherd's SDToolbox [66] with the San Diego chemical mechanism [56]. In Fig. 12, the right column is the collapsed $D/D_{CJ} - K_{eff}\Delta_i$ correlation after calibrating the effective flow divergence rate K_{eff} from the $D/D_{CJ} - K\Delta_i$ curves in the corresponding left graph by including the boundary layer effects. The finally derived constant boundary layer loss rates ϕ_{BL} for $\text{CH}_4/2\text{O}_2$, $\text{C}_2\text{H}_4/3\text{O}_2$, and $\text{C}_2\text{H}_6/3.5\text{O}_2$ are 3.5 m^{-1} , 4.0 m^{-1} , and 3.0 m^{-1} , respectively.

One interesting observation of the experimental $D/D_{CJ} - K_{eff}\Delta_i$ curves in Fig. 12 is the extrapolation of the experimentally measured detonation speeds to zero divergence, the experimental data seem to extrapolate to speeds larger than the CJ values by a few percent. This result is the same with the earlier finding of Radulescu and Borzou [3] for the unstable $\text{C}_3\text{H}_8/5\text{O}_2$ detonations. Recently, Damazo and Shepherd [67] also reported the same phenomenon that, when extrapolated to zero losses, the experimental measurements were slightly larger than the CJ predictions by several percent. One can further refer to the review of Fickett and Davis [4] for more discussions and earlier references.

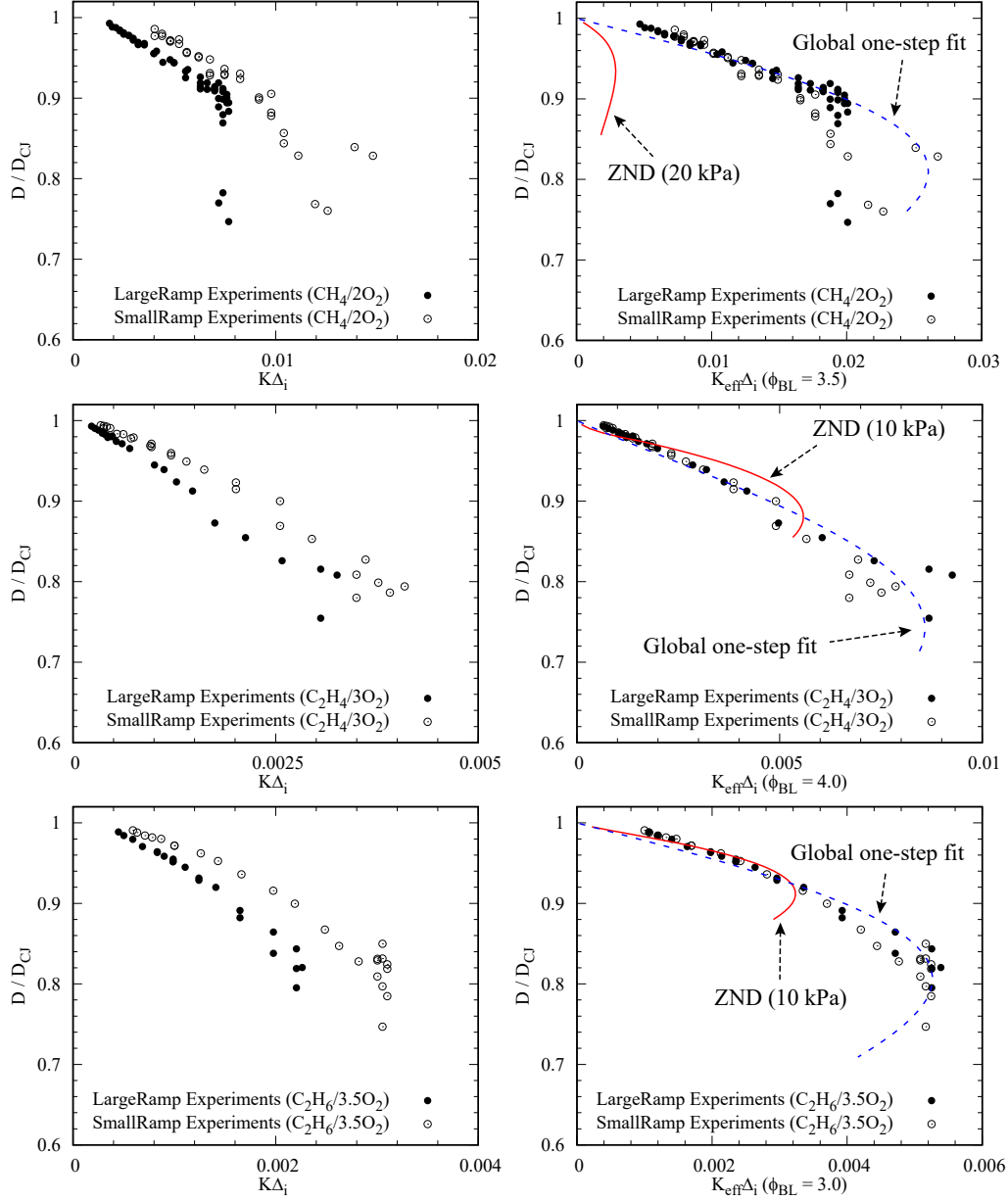


Figure 12: The non-dimensional $D - K$ characteristic relationships obtained experimentally and predicted from the generalized ZND model with lateral strain rates [1–3]. Note that the solid red line denotes the ZND model predictions with the real chemistry, while the dashed blue line represents predictions using the empirical global one-step reaction model. All these ZND model predictions were calculated at the approximately medium pressure of the experimental range for each mixture.

4.2. Comparisons with predictions of ZND detonations subject to lateral strain rates

To start with, the experimental $D - K$ relationships were compared with those predicted from the generalized ZND model with lateral strain rates [1–3], as shown in Fig. 12. The generalized ZND model predictions of quasi-1D detonation dynamics with lateral flow divergence were calculated using the developed custom Python code [3] working under the framework of SD-Toolbox [66] and Cantera [68]. The chemical kinetics was described by the San Diego reaction mechanism [56]. These calculations were conducted at approximately the medium pressure of the experimental range for each mixture. Normalizing the varied divergence rates K_{eff} by the CJ detonation induction zone length Δ_i at this medium pressure thus enables us to get the theoretical $D/D_{CJ} - K_{eff}\Delta_i$ curves. The comparisons between experiments and real chemistry predictions in Fig. 12 show that while the generalized ZND model appears to predict relatively well the dynamics of $C_2H_4/3O_2$ and $C_2H_6/3.5O_2$ detonations for small velocity deficits (approximately $D/D_{CJ} \geq 0.9$) and flow divergence, it considerably underpredicts the limiting flow divergence and the maximum velocity deficit. For $CH_4/2O_2$ detonations, the prediction is much worse and completely underpredicts the experiments, where departures can reach approximately one order of magnitude for the critical flow divergence! Evidently, these comparisons demonstrate that the unstable hydrocarbon-oxygen detonations in experiments can propagate with much larger lateral strain rates and velocity deficits than predicted by the steady ZND model, which concurs with the previous findings of Radulescu et al. [3, 32, 33].

Following the analysis of Short and Sharpe [69], Radulescu [33] proposed the parameter χ for characterizing the detonation instability level, with detonations in mixtures of higher χ being more unstable to perturbations in reaction zones than those with lower χ . The mathematical expression of χ is

$$\chi = \left(\frac{E_a}{RT_s} \right) \left(\frac{t_{ig}}{t_{re}} \right) \quad (4)$$

where E_a/RT_s is the reduced activation energy, T_s the post-shock temperature, R the specific gas constant, and t_{ig}/t_{re} the ratio of ignition to reaction time. Since the initial pressure does not change much the χ value of the CJ detonation in a specific mixture, we will adopt the near-limit experiments initial pressures for calculating the χ value, for characterizing the detonation instability level of each mixture in the subsequent sections.

Figure 13 quantifies the departure of the experiments from the theoretical predictions in terms of the near-limit detonation dynamics, i.e., the critical flow divergence $(K_{eff}\Delta_i)^*$ and the minimum mean propagation speed $(D/D_{CJ})^*$, for each mixture as a function of the instability level. Note that the relevant data of $H_2/O_2/Ar$, $2C_2H_2/5O_2/21Ar$, and $C_3H_8/5O_2$ were adapted from the experiments already performed by our research group [1, 3]. As the detonation instability χ value increases from the lowest of $2H_2/O_2/7Ar$ to the highest of $CH_4/2O_2$, as illustrated in Fig. 13a, the departure of the experimentally obtained maximum lateral strain rate $(K_{eff}\Delta_i)_{exp}^*$ from the ZND model predicted counterpart $(K_{eff}\Delta_i)_{znd}^*$ shows a considerably increasing trend. While $(K_{eff}\Delta_i)_{exp}^*/(K_{eff}\Delta_i)_{znd}^*$ tends to 1 when χ approximates 0, it can reach one order of magnitude for $CH_4/2O_2$ with $\chi \approx 1500$. Moreover, for the maximum velocity deficits in Fig. 13b, the ZND model predicts the increasing $(D/D_{CJ})^*$ with the increase of χ , due to the strong dependence of the critical velocity deficit on the activation energy [2, 64, 65]. The higher activation energy theoretically permits a much smaller critical velocity deficit [2, 64, 65], and these reduced activation energies generally increase with χ , as confirmed in Fig. 14b and Fig. 15a. On the other hand, the experiments appear to show the opposite trend, with the measured minimum velocities being almost the same or even decreasing slightly with χ . Noteworthy is that the error bar in Fig.

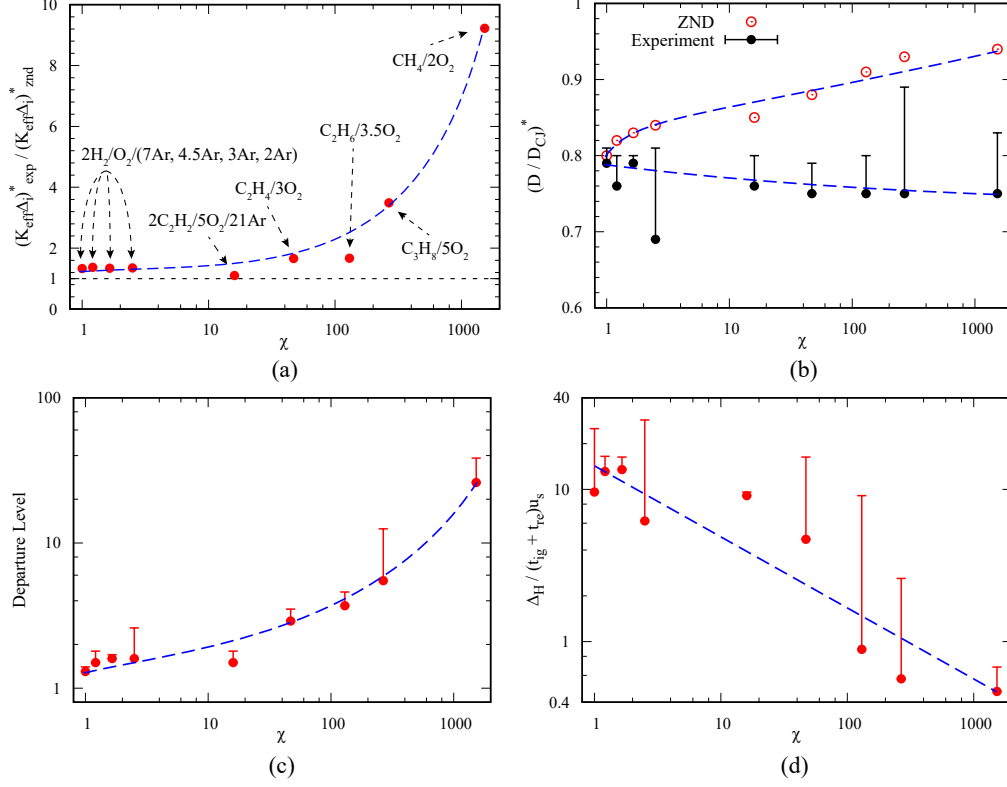


Figure 13: Correlations of near-limit detonation parameters with the instability parameter χ for different mixtures: (a) ratio of the experimental limiting flow divergence to that predicted by the model, (b) the minimum mean propagation speed near the propagation limit, (c) the departure level (DL) defined by Eq. (5), and (d) ratio of the experimentally estimated reaction zone length Δ_H to the theoretical one. Note that relevant parameters for the mixtures of $H_2/O_2/Ar$, $2C_2H_2/5O_2/21Ar$, and $C_3H_8/5O_2$ were adapted from the experiments reported by Radulescu et al. [1, 3].

13b represents the minimum global average velocities obtained near the limit for both the large and small ramp experiments. Clearly, for the stable $2H_2/O_2/7Ar$ detonation with χ close to 1, the generalized ZND model impressively predicts the same velocity deficit with the experiment, while for the highly unstable $CH_4/2O_2$ detonation, the experimentally measured velocity deficit can be larger than the predicted deficit by half order of magnitude!

Therefore, as the detonation instability level increases, degree of departures of both the experimentally estimated critical lateral strain rates and maximum velocity deficits from the ZND model predicted values increases. Here we further propose the departure level (DL) defined by

$$DL = \frac{(K_{eff}\Delta_i)^*_{exp}}{(K_{eff}\Delta_i)^*_{znd}} \times \frac{(1.0 - D/D_{CJ})^*_{exp}}{(1.0 - D/D_{CJ})^*_{znd}} \quad (5)$$

which denotes the departure of the critical flow divergence multiplied by that of the velocity deficit near the propagation limit. Figure 13c demonstrates such departure as a strong function of the instability level χ . Thus, the instability χ appears to control the level of predictability of

detonation dynamics in a specific mixture by the steady ZND model.

In addition, we also evaluated the hydrodynamic reaction zone thickness Δ_H in the near-limit detonation experiments, by measuring the maximum length between the unreacted gas pockets (immediately before being consumed) and the leading shock. And we then compared it to the theoretical length $(t_{ig} + t_{re})u_s$, where the ignition time t_{ig} , reaction time t_{re} , and the post-shock particle velocity u_s (in the shock-attached reference) were evaluated behind the shock of the experimentally measured average velocity, using the typical constant-volume explosion method. Compared to the stable system of $2\text{H}_2/\text{O}_2/7\text{Ar}$, the highly unstable $\text{CH}_4/2\text{O}_2$ detonation has a much shorter reaction zone length (observed from experiments) than the theoretical value, thereby indicating the existence of additional effects on significantly promoting the combustion in these unstable detonation experiments and thus decreasing the characteristic reaction length.

4.3. Empirical global one-step reaction models for the hydrodynamic macro-scopic average description of cellular detonation dynamics

A useful formulation of the detonation problem is seeking a macro-scopic average description of the detonation structure, such that relevant empirical models can be developed for capturing the detonation dynamics at macro-scales. The major contribution of the present exponential ramp experiments relies on unambiguously providing a unique curve relating the detonation speed and the hydrodynamic streamline divergence, i.e., the characteristic $D - K$ relationship. Unfortunately, these relations in Fig. 12 differ substantially from the generalized ZND model predictions obtained using the realistic chemical kinetics for the mixture. These comparisons show that cellular detonations in experiments generally can propagate under global strain rates much larger than permissible for 1D waves. Indeed, this comes as no surprise and clearly highlights the departure of the global energy release rate in the cellular detonation from that of the steady 1D ZND wave by a significant amount, as clearly indicated by the much shorter ignition time and length scales observed in experiments than the theoretical counterparts.

Despite the ZND model with real chemistry failing to correctly capture the response of detonations to the imposed flow divergence, in a practical manner, Radulescu and Borzou proposed using the exponential ramp experiments data to infer an empirical reaction model for the hydrodynamic average description of the macro-scale detonation dynamics [3]. Ironically, the hydrodynamic model is still the ZND model itself, with the fundamental difference that the global energy release rate represents the mean evolution extracted from experiments. The simplest description of the global energy release rate is the one-step reaction model [3], since it permits only two empirical coefficients to be fitted. By doing the same exercise as Radulescu and Borzou [3], the pre-exponential rate constant and the effective activation energy can be fitted such that the ZND model predicted $D - K$ curve matches with experiment.

Table 3 lists all the thermo-chemical parameters required by the empirical reaction model for a global average description of detonation dynamics at macro scales. γ is the post-shock isentropic exponent of the CJ detonation, for correctly recovering the gas compressibility in the reaction zone. The heat release Q was determined from the perfect gas relation [4] recovering the correct detonation Mach number. The real activation energy E_a/RT_0 (real chemistry) was obtained from the slope of the ignition delay with respect to inverse of the post-shock temperature with small perturbations. In these calculations, the full chemistry was applied. While for the last two parameters E_a/RT_0 (empirical) and G , they were fitted from the exponential ramp experiments for the effective reaction model, which permits a very good prediction of experiments, as shown in Fig. 12. Of noteworthy is that the scale factor G , for the non-dimensional Arrhenius pre-exponential rate constant, actually represents the global reaction rate amplification factor.

Table 3: Thermo-chemical parameters for the empirical one-step reaction model for a global description of cellular detonations, with the reaction rate amplification factor G and the effective activation energy E_a/RT_0 fitted from the exponential ramp experiments in Fig. 12.

Mixture	p_0 (kPa)	γ	$\frac{Q}{RT_0}$	$\frac{E_a}{RT_0}$ (Real chemistry)	$\frac{E_a}{RT_0}$ (Empirical)	G
$\text{CH}_4/2\text{O}_2$	20.0	1.17	64.5	70.0	24	8.5
$\text{C}_2\text{H}_4/3\text{O}_2$	10.0	1.17	73.1	30.4	20	2.1
$\text{C}_2\text{H}_6/3.5\text{O}_2$	10.0	1.15	84.5	49.9	24	1.9

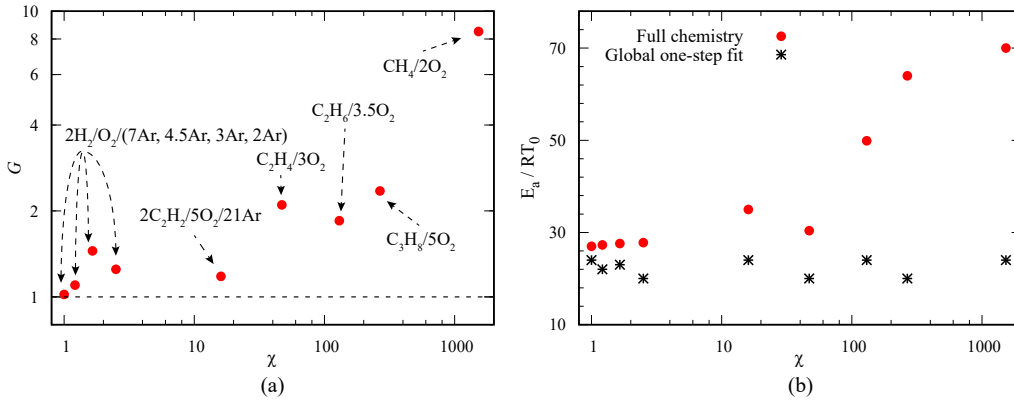


Figure 14: The reaction rate amplification factor G (scale factor for the non-dimensional pre-exponential rate constant) and the global activation energy E_a/RT_0 , for the empirical one-step reaction model.

Since the resulting one-step reaction models can very effectively describe the global rate of energy release in the cellular detonations, as clearly illustrated by the very good agreement between the experiments and global one-step predictions in Fig. 12, it is worth commenting on the magnitude of the two important fitting coefficients in Table 3. Obviously, the effective activation energy for a global description is much lower than the underlying realistic chemical decomposition. Particularly for $\text{CH}_4/2\text{O}_2$ detonations, the reduction in energy can reach 66%, signifying a dramatic change in the overall detonation dynamics characteristics! Alongside with these much lower effective activation energies, the global rates of energy release are greatly enhanced, as indicated by the reaction rate amplification factor G . It is thus clear that these unstable hydrocarbon-oxygen cellular detonations have a much more enhanced burning mechanism with the substantially suppressed thermal character of ignition, as compared to the laminar ZND wave.

In addition, we also performed the same exercise for the experiments of all the other mixtures done by our research group [1, 3]. Figure 14 shows the two important coefficients, i.e., the amplification factor G and the effective activation energy, in terms of the instability parameter χ for various mixtures. Clearly, when χ tends to 0, G becomes 1 and the effective activation energy is the same with the real activation energy. As a result, the macro-scale detonation dynamics of stable systems, such as $2\text{H}_2/\text{O}_2/7\text{Ar}$, can be excellently captured by the ZND model, as detailed by Xiao and Radulescu [1]. With the increase of χ , both the reaction rate amplification effects and reduction of the real activation energy are much more intensified. The instability level χ appears to correlate well with the qualitative enhancement effects of the burning mechanism.

4.4. *What contributes to enhancement of the global energy release rates in cellular detonations, as compared to a laminar ZND wave?*

The above analysis has quantitatively demonstrated that the highly unstable hydrocarbon-oxygen cellular detonations in experiments show a much more enhanced ignition mechanism, as compared to the laminar ZND wave. Thus, the significant question is, *what contributes to enhancement of the global reaction rates in cellular detonations?*

Our clarification starts from the analysis of the relevant time and length scales. When assuming that the ignition delay $t_{ig} \sim \exp(E_a/RT_s)$, we can get

$$\frac{t_{ig}}{t_{ig,CJ}} = \exp \left\{ \frac{E_a}{RT_{s,CJ}} \left(\frac{T_{s,CJ}}{T_s} - 1 \right) \right\} \quad (6)$$

where $T_{s,CJ}$ is the post-shock temperature of the CJ detonation, while T_s is that behind the detonation with velocity deficit. In the limit of strong shock assumption, i.e., $T_{s,CJ}/T_s \approx (D_{CJ}/D)^2$, and high activation energy, by performing a perturbation analysis of Eq. (6), we can then simplify it to

$$\frac{t_{ig}}{t_{ig,CJ}} \approx \exp \left\{ \left(2E_a/RT_{s,CJ} \right) (1 - D/D_{CJ}) \right\} \quad (7)$$

which is the same with what we have recently obtained for cell sizes varying with respect to velocity deficits [42]. It thus highlights the exponential sensitivity of the ignition time on velocity deficit, which is controlled by the global activation energy.

As the highly unstable detonation has an evidently higher reduced activation energy, as shown in Fig. 15a, its response of ignition time to velocity deficit is much stronger. For example, at $D/D_{CJ} = 0.7$, the ignition time of CH_4/O_2 detonations is dramatically increased to approximately three orders of magnitude larger than the CJ detonation, as can be clearly seen from Fig. 15b. In cellular detonation experiments, e.g., in Fig. 4, the weaker incident shock can even propagate at a local speed smaller than $0.5D_{CJ}$! Due to the much longer ignition delays behind such weak portions of the leading shock, unreacted gases accumulate and are then pinched away from the front through expansion, giving rise to unreacted gas pockets distributed in the reaction zone, as clearly demonstrated in Fig. 9. On the other hand, due to the relatively small activation energy, the weakly unstable $2\text{H}_2/\text{O}_2/7\text{Ar}$ detonation has a very limited variation of ignition time with respect to velocity deficits, as illustrated in Fig. 15b. As a result, very few significant pockets of unreacted gases have been observed in weakly unstable detonations.

Although these unreacted gas pockets are generated due to the much longer ignition delays behind weak incident shocks, their consumption time has been observed to be comparable to or smaller than the detonation cell timescale, suggesting their much faster reaction rates than the shock-induced auto-ignition mechanism. Moreover, visualization of the evolution of these pockets (see Figs. 4, 7, and 8) further shows that these pockets burn through the very rough pocket boundaries by turbulent surface flames, whose speed is approximately two to seven times larger than the corresponding laminar burning velocity. These much enhanced burning velocities highlight the important roles of turbulent mixing on the unreacted pocket surfaces and also between the reacted and unreacted gases along the turbulent shear layers [48, 49, 57]. Therefore, the much stronger sensitivity of ignition time on velocity deficits subjects the highly unstable cellular detonations to significant unreacted pockets, whose combustion through diffusive surface flames is considerably promoted by turbulent mixing, thereby substantially suppressing the

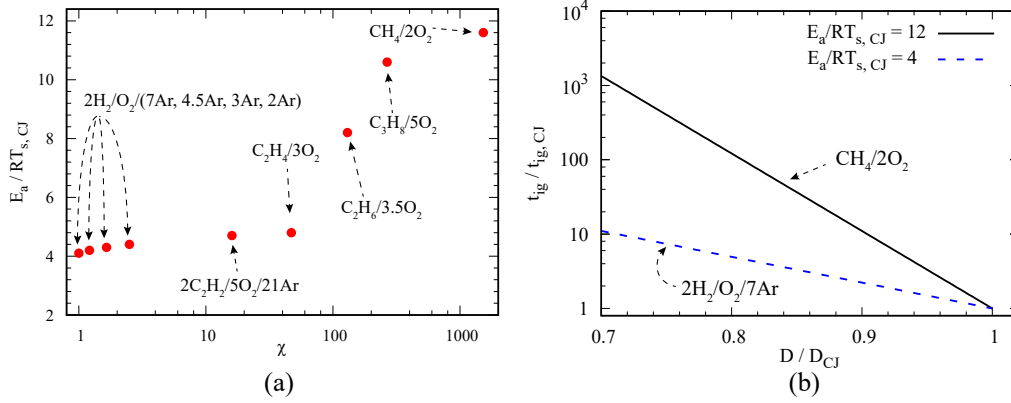


Figure 15: Parameters of (a) the global activation energy $E_a/RT_{s,CJ}$ with respect to instability level χ for various mixtures, and (b) ignition time ratio predicted from Eq. (7) for $E_a/RT_{s,CJ} = 12$ (CH₄/2O₂) and $E_a/RT_{s,CJ} = 4$ (2H₂/O₂/7Ar) as a function of velocity deficits.

thermal ignition character and enhancing the global energy release rates.

4.5. The $D/D_{CJ} - K_{eff}\lambda$ curves

Finally, we also summarized the $D/D_{CJ} - K_{eff}\lambda$ relationships for various mixtures, as shown in Fig. 16. These relations were obtained by using the already calibrated effective flow divergence rate K_{eff} multiplied by the corresponding cell size λ . Note that λ was obtained by appropriately fitting the cell size data of the corresponding mixture given in the Detonation Database of Caltech [70]. The fitting parameters of λ are shown in Table 4. Taking into account the measurement uncertainty of cell sizes [71], these $D/D_{CJ} - K_{eff}\lambda$ relations appear to follow a relatively good universality, as already found by Nakayama et al. [14, 15]. Such relatively good universality with λ implicitly suggests that cell size is also a function of the detonation wave stability, since it is controlled by the reaction zone thickness of unstable detonations.

Table 4: The fitting parameters for the cell size relations of $\lambda = A * p_0^{-B}$ (mm).

Mixture	A	B	Reference
CH ₄ /2O ₂	1231.2	1.37	[72–76]
C ₂ H ₄ /3O ₂	79.4	1.10	[73, 76]
C ₂ H ₆ /3.5O ₂	261.2	1.28	[76, 77]
C ₃ H ₈ /5O ₂	190.8	1.15	[76]
2C ₂ H ₂ /5O ₂ /21Ar	240.4	1.33	[43, 78, 79]
2H ₂ /O ₂ /2Ar	443.3	1.39	[80, 81]
2H ₂ /O ₂ /3Ar	1065.3	1.40	[38, 82]
2H ₂ /O ₂ /7Ar	1936.5	1.60	[43, 81]

p_0 is the initial pressure in the dimensional unit of kPa.

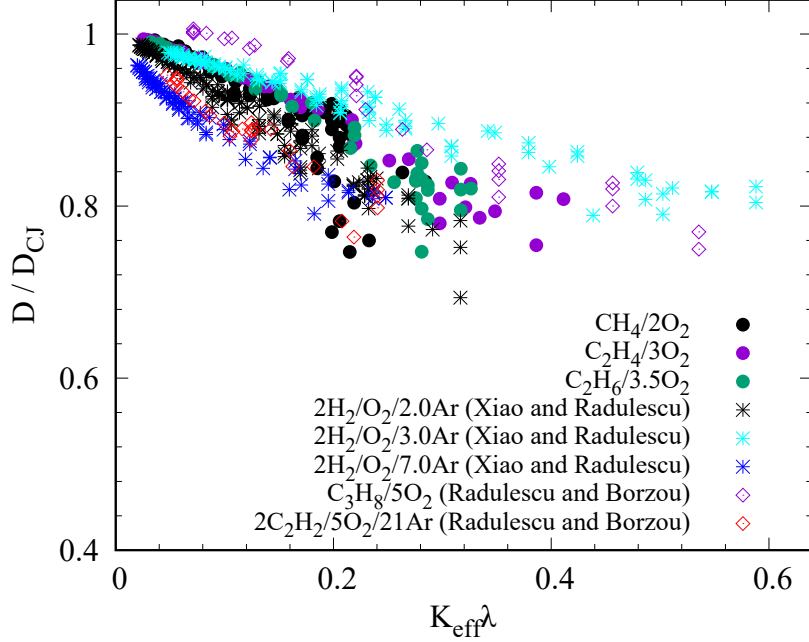


Figure 16: The $D/D_{CJ} - K_{eff}\lambda$ relationships for various mixtures that have been done by the authors' group [1, 3].

5. Conclusion

Experiments of detonations in three different hydrocarbon-oxygen mixtures with varied levels of cellular instability, i.e., $\text{CH}_4/2\text{O}_2$, $\text{C}_2\text{H}_4/3\text{O}_2$, and $\text{C}_2\text{H}_6/3.5\text{O}_2$, were conducted inside the exponentially diverging channels. Visualization of the low-initial-pressure detonation reaction zone structures shows that these unstable detonations are characterized by the presence of significant unreacted gas pockets and turbulent spotty reaction zones. The turbulent flame burning velocity of these pockets was evaluated, and found to be approximately 2 to 7 times larger than the corresponding laminar flame burning velocity, while smaller than the CJ deflagration speed by a factor of 2 to 3. Also, these experimentally visualized unreacted fuel pockets can be consumed more than four orders of magnitude faster than expected by the shock-induced ignition mechanism, thus confirming the previous observations highlighting the burning mechanism of these pockets through turbulent surface flames in unstable detonations [48, 49, 53, 54].

The characteristic $D - K$ relationships between the mean propagation speeds and dimensionless flow divergence were also obtained for each mixture, and compared with the generalized ZND model predictions of quasi-1D detonation dynamics in the presence of lateral strain rates using the realistic chemical kinetics. Generally, these hydrocarbon-oxygen detonations in experiments were found to propagate under much larger limiting global divergence rates with higher maximum velocity deficits, than predicted by the steady ZND model. It was also found that the detonation instability level χ appears to control the level of departures between the experiments and the ZND model predictions in terms of the near-limit detonations dynamics. The relatively good universality of the $D/D_{CJ} - K_{eff}\lambda$ relations implicitly suggests the dependence of cell size on the detonation wave stability.

By adopting the same method as Radulescu and Borzou [3], the empirical global one-step reaction models were developed from the exponential ramp experiments data, for the hydrodynamic macroscopic average description of cellular detonation dynamics. The significance of the two important empirical coefficients, i.e., the reaction rate amplification factor G and the effective activation energy, was commented. The considerably increased global reaction rates indicated by G and much lower effective activation energies than the underlying real chemistry decomposition highlight a much more enhanced burning mechanism of the highly unstable detonations through substantially suppressing the thermal character of the ignition, as compared to the laminar ZND wave. The substantially enhanced global rates of energy release thus results in a much shorter hydrodynamic reaction zone length observed in experiments than the theory.

Finally, through analysis of the relevant time and length scales, the ignition time was found to follow the exponential dependence on the velocity deficit, which is controlled by the global activation energy. The much stronger sensitivity of the characteristic ignition time scales with velocity deficits subjects the highly unstable cellular detonations to significant unreacted gas pockets. The burning of these pockets is further enhanced by turbulent mixing on flame surfaces and also between the reacted gases and unreacted gases along the turbulent shear layers, as already noted by Radulescu et al. [48] and Maxwell et al. [49]. As such, the overall thermal ignition character is suppressed and rates of global energy release are greatly enhanced. As a result, the laminar steady ZND model is not sufficient for capturing these unstable waves.

Acknowledgments

The authors acknowledge the financial support from the Natural Sciences and Engineering Research Council of Canada (NSERC) through the Discovery Grant “Predictability of detonation wave dynamics in gases: experiment and model development”.

References

- [1] Q. Xiao, M. I. Radulescu, Dynamics of hydrogen–oxygen–argon cellular detonations with a constant mean lateral strain rate, *Combustion and Flame* 215 (2020) 437–457.
- [2] R. Klein, J. C. Krok, J. E. Shepherd, Curved quasi-steady detonations: Asymptotic analysis and detailed chemical kinetics (May 1995).
- [3] M. I. Radulescu, B. Borzou, Dynamics of detonations with a constant mean flow divergence, *Journal of Fluid Mechanics* 845 (2018) 346–377.
- [4] W. Fickett, W. C. Davis, *Detonation: Theory and Experiment*, Courier Corporation, 2000.
- [5] J. H. S. Lee, *The Detonation Phenomenon*, Cambridge University Press, 2008.
- [6] E. K. Dabora, J. A. Nicholls, R. B. Morrison, The influence of a compressible boundary on the propagation of gaseous detonations, *Symposium (International) on Combustion* 10 (1) (1965) 817–830.
- [7] M. Reynaud, F. Virot, A. Chinnayya, A computational study of the interaction of gaseous detonations with a compressible layer, *Physics of Fluids* 29 (5) (2017) 056101.
- [8] R. W. Houim, R. T. Fievisohn, The influence of acoustic impedance on gaseous layered detonations bounded by an inert gas, *Combustion and Flame* 179 (2017) 185–198.
- [9] K. Y. Cho, J. R. Codoni, B. A. Rankin, J. Hoke, F. Schauer, Effects of Lateral Relief of Detonation in a Thin Channel, in: 55th AIAA Aerospace Sciences Meeting, AIAA SciTech Forum, American Institute of Aeronautics and Astronautics, 2017.
- [10] X. C. Mi, A. J. Higgins, C. B. Kiyanda, H. D. Ng, N. Nikiforakis, Effect of spatial inhomogeneities on detonation propagation with yielding confinement, *Shock Waves* 28 (5) (2018) 993–1009.
- [11] C. Chiquete, M. Short, J. J. Quirk, The Effect of Curvature and Confinement on Gas-Phase Detonation Cellular Stability, *Proceedings of the Combustion Institute* 37 (3) (2019) 3565–3573.
- [12] Y. Nagura, J. Kasahara, Y. Sugiyama, A. Matsuo, Comprehensive visualization of detonation-diffraction structures and sizes in unstable and stable mixtures, *Proceedings of the Combustion Institute* 34 (2) (2013) 1949–1956.

- [13] Y. Kudo, Y. Nagura, J. Kasahara, Y. Sasamoto, A. Matsuo, Oblique detonation waves stabilized in rectangular-cross-section bent tubes, *Proceedings of the Combustion Institute* 33 (2) (2011) 2319–2326.
- [14] H. Nakayama, T. Moriya, J. Kasahara, A. Matsuo, Y. Sasamoto, I. Funaki, Stable detonation wave propagation in rectangular-cross-section curved channels, *Combustion and Flame* 159 (2) (2012) 859–869.
- [15] H. Nakayama, J. Kasahara, A. Matsuo, I. Funaki, Front shock behavior of stable curved detonation waves in rectangular-cross-section curved channels, *Proceedings of the Combustion Institute* 34 (2) (2013) 1939–1947.
- [16] V. Rodriguez, C. Jourdain, P. Vidal, R. Zitoun, An experimental evidence of steadily-rotating overdriven detonation, *Combustion and Flame* 202 (2019) 132–142.
- [17] M. Short, C. Chiquete, J. J. Quirk, Propagation of a stable gaseous detonation in a circular arc configuration, *Proceedings of the Combustion Institute* 37 (3) (2019) 3593–3600.
- [18] D. Schwer, K. Kailasanath, Numerical investigation of the physics of rotating-detonation-engines, *Proceedings of the Combustion Institute* 33 (2) (2011) 2195–2202.
- [19] F. K. Lu, E. M. Braun, Rotating Detonation Wave Propulsion: Experimental Challenges, Modeling, and Engine Concepts, *Journal of Propulsion and Power* 30 (5) (2014) 1125–1142.
- [20] D. E. Paxson, Examination of wave speed in rotating detonation engines using simplified computational fluid dynamics, in: 2018 AIAA Aerospace Sciences Meeting, 2018, p. 1883.
- [21] V. Anand, E. Gutmark, Rotating detonation combustors and their similarities to rocket instabilities, *Progress in Energy and Combustion Science* 73 (2019) 182–234.
- [22] Y. B. Zel'dovich, On the theory of the propagation of detonation in gaseous systems, NACA Technical Report 1261 (1950).
- [23] W. W. Wood, J. G. Kirkwood, Diameter Effect in Condensed Explosives. The Relation between Velocity and Radius of Curvature of the Detonation Wave, *The Journal of Chemical Physics* 22 (11) (1954) 1920–1924.
- [24] J. A. Fay, Two-Dimensional Gaseous Detonations: Velocity Deficit, *The Physics of Fluids* 2 (3) (1959) 283–289.
- [25] S. Tsugé, The Effect of Boundaries on the Velocity Deficit and the Limit of Gaseous Detonations, *Combustion Science and Technology* 3 (4) (1971) 195–205.
- [26] J. E. Dove, B. J. Scroggie, H. Semerjian, Velocity deficits and detonability limits of hydrogen-oxygen detonations, *Acta Astronautica* 1 (3) (1974) 345–359.
- [27] S. B. Murray, The Influence of Initial and Boundary Conditions on Gaseous Detonation Waves., Tech. Rep. DRES-SR-411, Defence Research Establishment Suffield Ralston (Alberta) (Sep. 1985).
- [28] B. E. Gelfand, S. M. Frolov, M. A. Nettleton, Gaseous detonations—A selective review, *Progress in Energy and Combustion Science* 17 (4) (1991) 327–371.
- [29] G. L. Agafonov, S. M. Frolov, Computation of the detonation limits in gaseous hydrogen-containing mixtures, *Combustion, Explosion and Shock Waves* 30 (1) (1994) 91–100.
- [30] J.-P. Dionne, H. Dick Ng, J. H. S. Lee, Transient development of friction-induced low-velocity detonations, *Proceedings of the Combustion Institute* 28 (1) (2000) 645–651.
- [31] K. Ishii, K. Itoh, T. Tsuboi, A study on velocity deficits of detonation waves in narrow gaps, *Proceedings of the Combustion Institute* 29 (2) (2002) 2789–2794.
- [32] M. I. Radulescu, J. H. Lee, The failure mechanism of gaseous detonations: experiments in porous wall tubes, *Combustion and Flame* 131 (1-2) (2002) 29–46.
- [33] M. I. Radulescu, The propagation and failure mechanism of gaseous detonations: experiments in porous-walled tubes, Ph.D. thesis, McGill University Libraries (2003).
- [34] J. Chao, H. D. Ng, J. H. S. Lee, Detonability limits in thin annular channels, *Proceedings of the Combustion Institute* 32 (2) (2009) 2349–2354.
- [35] S. Kitano, M. Fukao, A. Susa, N. Tsuboi, A. K. Hayashi, M. Koshi, Spinning detonation and velocity deficit in small diameter tubes, *Proceedings of the Combustion Institute* 32 (2) (2009) 2355–2362.
- [36] A. Camargo, H. D. Ng, J. Chao, J. H. S. Lee, Propagation of near-limit gaseous detonations in small diameter tubes, *Shock Waves* 20 (6) (2010) 499–508.
- [37] K. Ishii, M. Monwar, Detonation propagation with velocity deficits in narrow channels, *Proceedings of the Combustion Institute* 33 (2) (2011) 2359–2366.
- [38] B. Zhang, X. Shen, L. Pang, Y. Gao, Detonation velocity deficits of H₂/O₂/Ar mixture in round tube and annular channels, *International Journal of Hydrogen Energy* 40 (43) (2015) 15078–15087.
- [39] Y. Gao, B. Zhang, H. D. Ng, J. H. S. Lee, An experimental investigation of detonation limits in hydrogen-oxygen-argon mixtures, *International Journal of Hydrogen Energy* 41 (14) (2016) 6076–6083.
- [40] A. Chinnayya, A. Hadjadj, D. Ngomo, Computational study of detonation wave propagation in narrow channels, *Physics of Fluids* 25 (3) (2013) 036101.
- [41] A. Sow, A. Chinnayya, A. Hadjadj, On the viscous boundary layer of weakly unstable detonations in narrow channels, *Computers & Fluids* 179 (2019) 449–458.
- [42] Q. Xiao, A. Sow, B. Maxwell, M. I. Radulescu, Effect of boundary layer losses on 2d detonation cellular structures, arXiv preprint arXiv:1911.04617.

- [43] R. A. Strehlow, R. Liaugminas, R. H. Watson, J. R. Eyman, Transverse wave structure in detonations, Symposium (International) on Combustion 11 (1) (1967) 683–692.
- [44] M. Monwar, Y. Yamamoto, K. Ishii, T. Tsuboi, Detonation propagation in narrow gaps with various configurations, Journal of Thermal Science 16 (3) (2007) 283–288.
- [45] K. Mazaheri, Y. Mahmoudi, M. Sabzpooshani, M. I. Radulescu, Experimental and numerical investigation of propagation mechanism of gaseous detonations in channels with porous walls, Combustion and Flame 162 (6) (2015) 2638–2659.
- [46] M. I. Radulescu, The usefulness of a 1d hydrodynamic model for the detonation structure for predicting detonation dynamic parameters, in: 26th International Colloquium on the Dynamics of Explosions and Reactive Systems, Boston, USA, 2017.
- [47] B. Zhang, C. Bai, Critical energy of direct detonation initiation in gaseous fuel–oxygen mixtures, Safety Science 53 (2013) 153–159.
- [48] M. I. Radulescu, G. J. Sharpe, C. K. Law, J. H. S. Lee, The hydrodynamic structure of unstable cellular detonations, Journal of Fluid Mechanics 580 (2007) 31–81.
- [49] B. M. Maxwell, R. R. Bhattacharjee, S. S. M. Lau-Chapdelaine, S. a. E. G. Falle, G. J. Sharpe, M. I. Radulescu, Influence of turbulent fluctuations on detonation propagation, Journal of Fluid Mechanics 818 (2017) 646–696.
- [50] M. I. Radulescu, A detonation paradox: Why inviscid detonation simulations predict the incorrect trend for the role of instability in gaseous cellular detonations?, Combustion and Flame 195 (2018) 151–162.
- [51] R. R. Bhattacharjee, Experimental Investigation of Detonation Re-initiation Mechanisms Following a Mach Reflection of a Quenched Detonation, M.Sc. Thesis.
- [52] K. Dennis, L. Maley, Z. Liang, M. I. Radulescu, Implementation of large scale shadowgraphy in hydrogen explosion phenomena, International Journal of Hydrogen Energy 39 (21) (2014) 11346–11353.
- [53] M. I. Radulescu, G. J. Sharpe, J. H. S. Lee, C. B. Kiyanda, A. J. Higgins, R. K. Hanson, The ignition mechanism in irregular structure gaseous detonations, Proceedings of the Combustion Institute 30 (2) (2005) 1859–1867.
- [54] C. B. Kiyanda, A. J. Higgins, Photographic investigation into the mechanism of combustion in irregular detonation waves, Shock Waves 23 (2) (2013) 115–130.
- [55] V. N. Gamezo, A. A. Vasil’ev, A. M. Khokhlov, E. S. Oran, Fine cellular structures produced by marginal detonations, Proceedings of the Combustion Institute 28 (1) (2000) 611–617.
- [56] F. A. Williams, Chemical Mechanism: Combustion Research Group at UC San Diego, <https://web.eng.ucsd.edu/mae/groups/combustion/mechanism.html> (2014).
- [57] Y. Mahmoudi, K. Mazaheri, High resolution numerical simulation of triple point collision and origin of unburned gas pockets in turbulent detonations, Acta Astronautica 115 (2015) 40–51.
- [58] A. Y. Poludnenko, T. A. Gardiner, E. S. Oran, Spontaneous Transition of Turbulent Flames to Detonations in Unconfined Media, Physical Review Letters 107 (5) (2011) 054501.
- [59] W. Rakotoarison, Y. Vilende, M. Radulescu, Model for chapman-jouguet deflagrations in open ended tubes with varying vent ratios, in: 27th International Colloquium on the Dynamics of Explosions and Reactive Systems, Beijing, China, 2019.
- [60] J. Loiseau, A. J. Higgins, Statistical measurement of critical tube diameter, in: 21st International Colloquium on the Dynamics of Explosions and Reactive Systems, Poitiers, France, 2007.
- [61] J. H. S. Lee, A. Jesuthasan, H. D. Ng, Near limit behavior of the detonation velocity, Proceedings of the Combustion Institute 34 (2) (2013) 1957–1963.
- [62] R. Mével, Q. Xiao, M. Radulescu, Hydrogen-oxygen-argon detonation diffraction in a narrow channel, in: 26th International Colloquium on the Dynamics of Explosions and Reactive Systems, Boston, USA, 2017.
- [63] R. Klein, D. S. Stewart, The relation between curvature, rate state-dependence, and detonation velocity, SIAM Journal on Applied Mathematics 53 (5) (1993) 1401–1435.
- [64] L. He, P. Clavin, On the direct initiation of gaseous detonations by an energy source, Journal of Fluid Mechanics 277 (1994) 227–248.
- [65] J. Yao, D. S. Stewart, On the normal detonation shock velocity-curvature relationship for materials with large activation energy, Combustion and Flame 100 (4) (1995) 519–528.
- [66] J. Lawson, J. Shepherd, Shock and detonation toolbox installation instructions, California Institute of Technology, Pasadena, CA (2019).
- [67] J. Damazo, J. E. Shepherd, Observations on the normal reflection of gaseous detonations, Shock Waves 27 (5) (2017) 795–810.
- [68] D. Goodwin, H. Moffat, R. Speth, Cantera: An Object-Oriented Software Toolkit for Chemical Kinetics, Thermodynamics, and Transport Processes. Version 2.2.0, 2015.
- [69] M. Short, G. Sharpe, Pulsating instability of detonations with a two-step chain-branching reaction model: Theory and numerics, Combustion Theory and Modelling 7 (2) (2003) 401–416.
- [70] M. Kaneshige, J. E. Shepherd, Detonation Database, <https://resolver.caltech.edu/CaltechGALCITFM:1997.008> (Sep. 1997).

- [71] G. J. Sharpe, M. I. Radulescu, Statistical analysis of cellular detonation dynamics from numerical simulations: One-step chemistry, *Combustion Theory and Modelling* 15 (5) (2011) 691–723.
- [72] S. Laberge, R. Knystautas, J. Lee, Propagation and extinction of detonation waves in tube bundles, *Progress in Astronautics and Aeronautics* 153 (1993) 381–381.
- [73] S. Abid, G. Dupre, C. Paillard, Oxidation of gaseous unsymmetrical dimethylhydrazine at high temperatures and detonation of udmh/o₂ mixtures, *Dynamic aspects of detonations* (1993) 162–181.
- [74] R. McClenagan, D. Fenton, J. Shepherd, Hydrazine vapor detonations, *Dynamics of explosions*.
- [75] V. Manzhalei, V. Mitrofanov, V. Subbotin, Measurement of inhomogeneities of a detonation front in gas mixtures at elevated pressures, *Combustion, Explosion, and Shock Waves* 10 (1) (1974) 89–95.
- [76] R. Knystautas, J. Lee, C. Guirao, The critical tube diameter for detonation failure in hydrocarbon-air mixtures, *Combustion and Flame* 48 (1982) 63–83.
- [77] D. Bull, J. Elsworth, P. Shuff, E. Metcalfe, Detonation cell structures in fuel/air mixtures, *Combustion and Flame* 45 (1982) 7–22.
- [78] D. Desbordes, Transmission transmission of overdriven plane detonations: critical diameter as a function of cell regularity and size, *Progress in Astronautics and Aeronautics* 106 (1988) 170–185.
- [79] D. Desbordes, C. Guerraud, L. Hamada, H. Presles, Failure of the classical dynamic parameters relationships in highly regular cellular detonation systems, *Progress in Astronautics and Aeronautics* 153 (1993) 347–347.
- [80] R. Strehlow, C. D. Engel, Transverse waves in detonations: II-structure and spacing in H₂-O₂, C₂H₄-O₂, and CH₄-O₂ systems., *AIAA journal* 7 (3) (1969) 492–496.
- [81] H. O. Barthel, Predicted spacings in hydrogen-oxygen-argon detonations, *The Physics of Fluids* 17 (8) (1974) 1547–1553.
- [82] T. J. Anderson, E. K. Dabora, Measurements of normal detonation wave structure using rayleigh imaging, in: *Symposium (International) on Combustion*, Vol. 24, Elsevier, 1992, pp. 1853–1860.