Accepted by The VLDB Journal.

Efficient Approximation Algorithms for Adaptive Influence Maximization

Keke Huang[#1] · Jing Tang[#2] · Kai Han[3] · Xiaokui Xiao[4] · Wei Chen[5] · Aixin Sun[1] · Xueyan Tang[1] · Andrew Lim[2]

arXiv:2004.06469v1 [cs.SI] 14 Apr 2020

Abstract Given a social network G and an integer k, the influence maximization (IM) problem asks for a seed set S of k nodes from G to maximize the expected number of nodes influenced via a propagation model. The majority of the existing algorithms for the IM problem are developed only under the *non-adaptive* setting, i.e., where all k seed nodes are selected in one batch without observing how they influence other users in real world. In this paper, we study the *adaptive* IM problem where the k seed nodes are selected in batches of equal size b, such that the i-th batch is identified after the actual influence results of the former $i-1$ batches are observed. In this paper, we propose the first practical algorithm for the adaptive IM problem that could provide the *worst-case* approximation guarantee of $1-\mathrm{e}^{\rho_b(\varepsilon-1)}$, where $\rho_b = 1-(1-1/b)^b$ and $\varepsilon \in (0,1)$ is a user-specified parameter. In particular, we propose a general framework AdaptGreedy that could be instantiated by any existing non-adaptive IM algorithms with expected approximation guarantee. Our approach is based on a novel randomized policy that is applicable to the general adaptive stochastic maximization problem, which may be of independent interest. In addition, we propose a novel non-adaptive IM algorithm called EPIC which not only provides strong expected approximation guarantee, but also presents superior performance compared with the existing IM algorithms. Meanwhile, we clarify some existing misunderstandings in recent work and shed light on further study of the adaptive IM problem. We conduct experiments on real social networks to evaluate our proposed algorithms comprehensively, and the experimental results strongly corroborate the superiorities and effectiveness of our approach.

Keywords Social Networks · Influence Maximization · Adaptive Influence Maximization · Adaptive Stochastic Optimization · Approximation Algorithms

# Keke Huang and Jing Tang have contributed equally.
* Corresponding author: Jing Tang.

Keke Huang
E-mail: khuang005@ntu.edu.sg

Jing Tang (✉)
E-mail: isejtang@nus.edu.sg

Kai Han
E-mail: hankai@ustc.edu.cn

Xiaokui Xiao
E-mail: xkxiao@nus.edu.sg

Wei Chen
E-mail: weic@microsoft.com

Aixin Sun
E-mail: axsun@ntu.edu.sg

Xueyan Tang
E-mail: asxytang@ntu.edu.sg

Andrew Lim
E-mail: isealim@nus.edu.sg

[1] School of Computer Science and Engineering, Nanyang Technological University, Singapore
[2] Department of Industrial Systems Engineering and Management, National University of Singapore, Singapore
[3] School of Computer Science and Technology, University of Science and Technology of China, China
[4] School of Computing, National University of Singapore, Singapore
[5] Microsoft Research, China

1 Introduction

The proliferation of online social networks such as Facebook and Twitter has motivated considerable research on viral marketing as an optimization problem. For example, an advertiser could provide a few individuals (referred to as "seed nodes") in a social network with free product samples, in exchange for them to

spread the good words about the product, so as to create a large cascade of influence on other social network users via word-of-mouth recommendations. This phenomenon has been firstly formulated as *Influence Maximization (IM)* problem in [21], which aims to select a number of seed nodes to maximize the influence propagation created.

Formally, the input to IM consists of a social network $G = (V, E)$, a budget k, and an influence model M. The influence model M captures the uncertainty of influence propagation in G, and it defines a set of *realizations*, each of which represents a possible scenario of the influence propagation among the nodes in G. The problem seeks to *activate* (i.e., influence) a seed set S of k nodes that can maximize the expected number of influenced individuals over all realizations.

A plethora of techniques have been proposed for IM [1, 3, 13, 15, 19, 21, 23, 27, 28, 29, 34, 35, 36, 40, 41]. Almost all techniques, however, require that the seed set S be decided before the influence propagation process, which means that they work in a "non-adaptive" manner. In other words, if an advertiser has k product samples, she would have to commit all samples to k chosen social network users before observing how they may influence other users. In practice, however, an advertiser could employ a more *adaptive* strategy to disseminate the product samples. For example, she may choose to give out half of the samples, and then wait for a while to find out which users are influenced; after that, she could examine the set U of users that have not been influenced, and then disseminate the remaining samples to $k/2$ users that have a large influence on U. This strategy is likely to be more effective than giving out all k samples all at once, since the dissemination of the second batch of products is optimized using the knowledge obtained from the first batch's results.

In fact, the above adaptive approach has been applied in HEALER [43], a software agent deployed in practice since 2016, which recommends sequential intervention plans for homeless shelters. HEALER aims to raise awareness about HIV among homeless youth by maximizing the spread of awareness in the social network of the target population. It chooses people as the seed nodes, who are "activated" by participating the intervention plans for HIV. The choices of seed nodes are adaptive, i.e., they are selected in batches and the choice of a batch depends on the observed results of all previous batches.

Golovin and Krause [14] are the first to study IM under the adaptive setting, assuming that the k seed nodes are chosen in a *sequential* manner, such that the selection of the $(i + 1)$-th node is performed after the influence of the first i nodes has been observed. Specifically, they consider that (i) the social network conforms to a realization ϕ that is generated by independently same every edge in graph G (according to the *independent cascade model*), but (ii) ϕ is not known to the advertiser before the selection of the first seed node. Then, after the i-th seed node v_i is chosen, the part of ϕ relevant to $\{v_1, v_2, \ldots, v_i\}$ (i.e., the nodes that they can influence in ϕ) is revealed to the advertiser, based on which she can (i) eliminate the realizations that contradict what she observes, and (ii) select the next seed node as one that has a large expected influence over the remaining realizations.

Golovin and Krause [14] propose a simple greedy algorithm for adaptive IM that returns a seed set S whose influence is at least $1 - 1/\mathrm{e}$ of the optimum under the case that only one seed is selected in each batch (i.e., $b = 1$). Nevertheless, the algorithm requires knowing the *exact* expected influence of every node, which is impractical since the computation of expected spread is #P-hard in general [6, 7]. Vaswani and Lakshmanan [42] extend Golovin et al.'s model by allowing selecting $b \geq 1$ seed nodes in each batch, and by accommodating errors in the estimation of expected spreads. Their method returns an $(1 - \mathrm{e}^{-(1-1/\mathrm{e})^2/\eta})$-approximation under this setting, where η is certain number bigger than 1. However, this relaxed approach is still impractical in that its requirement on the accuracy of expected spread estimation cannot be met by any existing algorithms (see Section 2.3 for a discussion).

To mitigate the above defects, there are two recent papers for adaptive IM, i.e., our preliminary work [16] and Sun et al.'s paper [32]. Han et al. [16] propose the first practical algorithm AdaptIM. Meanwhile, Sun et al. [32] propose another approximation algorithm AdaIMM for a variant of the adaptive IM problem, referred to as *Multi-Round Influence Maximization (MRIM)*. These two algorithms are claimed to provide the same worst-case approximation guarantee of $1 - \mathrm{e}^{(1-1/\mathrm{e})(\varepsilon-1)}$ with high probability, where $\varepsilon \in (0, 1)$ is a user-specified parameter. Unfortunately, both of their theoretical analyses on the approximation guarantee contain some gaps that invalidate their claims. We shall elaborate these misclaims in Section 5.

Contribution. Motivated by the deficiency of existing techniques and misunderstandings, we conduct an intensive study on the adaptive IM problem, and propose the first practical solution. Meanwhile, we derive a rigorous theoretical analysis that clarifies existing confusing points and lays a solid foundation for further study. Specifically, our contributions include the following.

First, we propose a novel randomized policy that can provide strong theoretical guarantees for the gen-

eral adaptive stochastic maximization problem, which may be of independent interest. This new solution can be adopted in many other settings apart from adaptive IM, e.g., active learning [11], active inspection [17], optimal information gathering [10], which are special cases of adaptive stochastic maximization. In particular, our policy imposes far fewer constraints than the existing solutions [14], which are more applicable. The derivation of approximation results requires a non-trivial extension of the existing theoretical results on adaptive algorithms [14], and some new techniques like Azuma-Hoeffding inequality [26]. In addition, we propose a framework AdaptGreedy for adaptive IM that enables us to construct strong approximation solutions using existing non-adaptive IM methods as building blocks. In particular, we prove that AdaptGreedy achieves a *worst-case* approximation guarantee of $1 - \mathrm{e}^{\rho_b(\varepsilon-1)}$ with high probability when the number of adaptive rounds is reasonably large, where $\varepsilon \in (0, 1)$ is a user-specified parameter and $\rho_b = 1 - (1 - 1/b)^b$ is set by the batch size b. Moreover, we show that AdaptGreedy can also provide an *expected* approximation guarantee of $1-\mathrm{e}^{\rho_b(\varepsilon-1)}$. Meanwhile, our analyses uncover some potential gaps in two recent works [16, 32] and shed light on the future work of the adaptive IM problem.

Second, we conduct an in-depth analysis on how AdaptGreedy could be instantiated with the state-of-the-art non-adaptive IM algorithms. The overall approximation guarantee of AdaptGreedy relies on the *expected* approximation guarantee of the non-adaptive IM algorithm used by AdaptGreedy. However, existing non-adaptive IM algorithms do not benefit AdaptGreedy in this regard, as there is no known result on their expected approximation guarantees. Motivated by this fact, we develop a new non-adaptive IM method, EPIC, that provides an attractive expected approximation ratio by utilizing martingale stopping theorem [26]. We establish AdaptGreedy's performance guarantee instantiated with EPIC.

Third, we conduct extensive experiments to test the performance of AdaptGreedy and EPIC, and the experimental results strongly corroborate the effectiveness and efficiency of our approach.

2 Preliminaries

2.1 IM and Realization

Let $G = (V, E)$ be a social network with a node set V and an edge set E, such that $|V| = n$ and $|E| = m$. We assume that the propagation of influence on G follows the *independent cascade (IC)* model [21], in which each edge (u, v) in G is associated with a probability $p(u, v)$, and the influence propagation process is defined as a discrete-time stochastic process as follows. At timestamp 0, we activate a set S of *seed nodes*. Then, at each subsequent timestamp t, each node u that is newly activated at timestamp $t-1$ has a chance to activate each of its neighbors v, such that the probability of activation equals $p(u, v)$. After that, u stays active, but cannot activate any other nodes. The propagation process terminates when no node is newly activated at a certain timestamp, and the total number of nodes activated then is defined as the *influence spread* of S, denoted as $I_G(S)$. The *vanilla* influence maximization (IM) problem asks for a seed set S of k nodes that maximizes the expected value of influence spread $\mathbb{E}[I_G(S)]$.

As demonstrated in [21], the IC model also has an interpretation based on *realization*. Specifically, a realization ϕ represents a *live-edge* graph [21] generated by removing each edge (u, v) in G independently with $1 - p(u, v)$ probability. For example, Fig. 1 shows a social network and three of its realizations. We use Φ to denote a random realization. For any seed set S, let $I_\phi(S)$ be the number of nodes in ϕ (including those in S) that can be reached from S via a directed path starting from S, and $\mathbb{E}_\Phi[I_\Phi(S)]$ be the expectation over all realizations. It is shown in [21] that

$$\mathbb{E}_\Phi[I_\Phi(S)] = \mathbb{E}[I_G(S)].$$

In other words, if we are to address the vanilla IM problem, it suffices to identify a seed set S whose expected spread over all realizations is the largest.

2.2 Adaptive IM

Suppose that the influence propagation on G conforms to a *realization* ϕ, i.e., for any seed set S, the nodes that it can influence are exactly the nodes that it can reach in ϕ. The *adaptive influence maximization (IM)* problem [14] considers that ϕ is unknown in advance, but can be partially revealed after we choose some nodes as seeds. For example, consider the social network in Fig. 1(a), and suppose that the realization is ϕ_1, as shown in Fig. 1(b). Assume that we choose v_1 as the first seed node. In that case, we can observe v_1's influence on v_2 and v_4, since v_1 has two outgoing edges (v_1, v_2) and (v_1, v_4) in ϕ_1. Similarly, we can observe v_4's influence on v_5. In addition, we can also observe that v_1 (resp. v_4) cannot influence v_3 (resp. v_6), as ϕ_1 does not contain an edge from v_1 to v_3 (resp. v_4 to v_6). Fig. 2(a) shows the results of the influence propagation from v_1, with each double-line (dashed-line) arrow denoting a successful (resp. failed) step of influence.

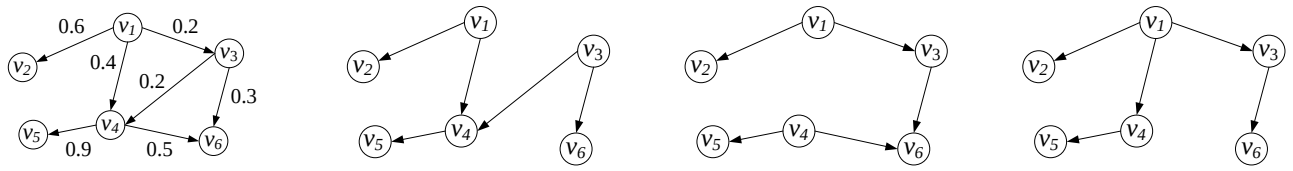

(a) A social network (b) Realization ϕ_1 (c) Realization ϕ_2 (d) Realization ϕ_3

Fig. 1 A social network and three of its realizations.

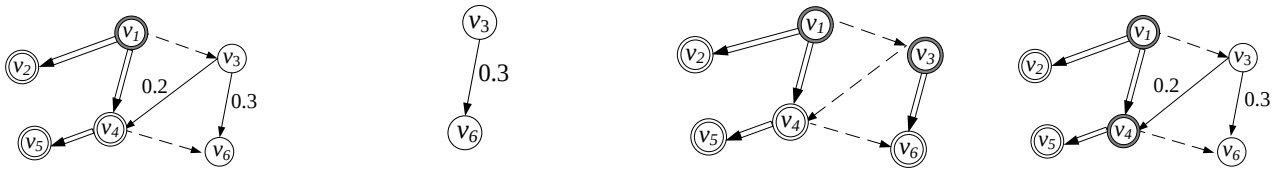

(a) v_1 as the first seed (b) Second residual graph (c) v_3 as the second seed (d) Non-adaptive IM

Fig. 2 Adaptive vs. non-adaptive seed selection with $k = 2$.

In general, after choosing a partial set S' of seed nodes, we can learn all nodes that S' can reach in ϕ, as well as the out-edges of those nodes in ϕ. This is referred to as the full-adoption feedback model in [14]. This enables us to optimize the choices of the remaining seed nodes since we can focus on the nodes that have not been influenced by S'. For instance, consider that selecting another seed node based on the result in Fig. 2(a). In that case, we can omit the nodes that have been influenced (i.e., v_1, v_2, v_4, and v_5), and focus on the subgraph induced by the remaining nodes, as shown in Fig. 2(b). Based on this, we can choose v_3 as the second seed node, which yields the result in Fig. 2(c), where we have 6 nodes influenced in total. In contrast, if we are to non-adaptively choose two seed nodes from the social network in Fig. 1(a), we may end up choosing v_1 and v_4, in which case we would obtain the result in Fig. 2(d) when the realization is ϕ_1 in Fig. 1(b). In other words, we can only influence 4 nodes instead of 6 nodes.

Assume that we are to choose k seed nodes in r batches of equal size $b = k/r$, and that we are allowed to observe the influence propagation in ϕ for r times in total, once after the selection of each batch. The adaptive IM problem asks for a seed selection policy that could generate the next seed set given the feedback of previous seed sets to maximize the expected influence spread over all realizations. Observe that when $b = k$ (i.e., $r = 1$), the problem degenerates to the vanilla IM problem.

We aim to develop algorithms for adaptive IM that provide non-trivial guarantees in terms of both accuracy (i.e., the expected influence of $\bigcup_i S_i$) and efficiency (i.e., the time required to identify S_i). We do not consider the "waiting time" required to observe the influence of a seed node batch S_i before the selection of the next batch S_{i+1}, since it is independent of the algorithms used. That is, we target at helping the advertiser to identify S_{i+1} as quickly as possible after the effects of S_i have been observed.

Table 1 Frequently used notations

Notation	Description
$G = (V, E)$	a social network with node set V and edge set E
n, m	the numbers of nodes and edges in G, respectively
k	the total number of selected seed nodes
b	the number of nodes selected in each batch
G_i	the i-th residual graph
n_i, m_i	the numbers of nodes and edges in G_i, respectively
S_i	the seed set selected from G_i
S_i^o	the optimal seed set in G_i
ρ_b	approximation guarantee for MaxCover with $\rho_b = 1 - (1 - 1/b)^b$.
$\mathrm{OPT}_{k,b}$	the optimal expected influence spread of k seed nodes under the setting of selecting b nodes in each batch
$\mathrm{OPT}_b(G_i)$	the optimal expected influence spread of b seed nodes in G_i
$I_G(S)$	the number of nodes activated by S in G
$\mathrm{Cov}_{\mathcal{R}}(S)$	the number of RR-sets in $\mathcal{R}$ that overlap S
$F_{\mathcal{R}}(S)$	the fraction of RR-sets in $\mathcal{R}$ that overlap S
$\mathbb{E}[I(S)]$	the expected spread of seed set S

Table 1 lists the notations that are frequently used in the remainder of the paper.

2.3 Existing Solutions

The first solution to adaptive IM is by [14]. It assumes that $b = 1$ (i.e., each batch consists of only one seed node), and adopts a greedy approach as follows. Given G, it first identifies the node v_1 whose expected spread $\mathbb{E}[I_G(\{v_1\})]$ on G is the largest, and selects it as the first seed. Then, it observes the nodes that are influenced by v_1 (which are in accordance to the realization ϕ_0), and removes them from G. Let G_2 denote the subgraph of G induced by the remaining nodes. After that, for the i-th ($i > 1$) batch, it (i) selects the node v_i with the maximum expected spread $\mathbb{E}[I_{G_i}(\{v_i\})]$ on G_i, (ii) observes the influence of v_i on G_i, and then (iii) generates a new graph G_{i+1} by removing from G_i those nodes that are influenced by v_i. For convenience, we refer to G_i as the i-th *residual graph*, and let $G_1 = G$.

Let $\mathrm{OPT}_{k,b}$ denote the expected spread of the optimal solution to the adaptive IM problem parameterized with k and b. Golovin et al. [14] show that the above greedy approach returns a solution whose expected spread is at least $(1 - 1/\mathrm{e}) \cdot \mathrm{OPT}_{k,1}$. This approximation guarantee, however, cannot be achieved in polynomial time because (i) in the i-th batch, it requires identifying a node v_i with the maximum largest expected spread $\mathbb{E}[I_{G_i}(\{v_i\})]$ on G_i, but (ii) computing the exact expected spread of a node in the IC model is #P-hard in general [6].

To remedy the above deficiency, Vaswani and Lakshmanan [42] propose a relaxed approach that allows errors in the estimation of expected spreads. In particular, they assume that for any node set S and any residual graph G_i, we can derive an estimation $\tilde{\mathbb{E}}[I_{G_i}(S)]$ of $\mathbb{E}[I_{G_i}(S)]$, such that

$$\alpha^{\perp} \cdot \mathbb{E}[I_{G_i}(S)] \leq \tilde{\mathbb{E}}[I_{G_i}(S)] \leq \alpha^{\top} \cdot \mathbb{E}[I_{G_i}(S)], \tag{1}$$

with $\alpha^{\top}/\alpha^{\perp}$ bounded from above by a parameter η. They show that, by feeding such estimated expected spreads to the greedy approach in [14], it can achieve an approximation guarantee of $1 - \mathrm{e}^{-1/\eta}$. In addition, they show that the greedy approach can be extended to the case when $b > 1$, with one simple change: in the i-th batch, instead of selecting only one node, we select a size-b seed set S_i whose estimated expected spread on G_i is at least $1 - 1/\mathrm{e}$ fraction of the largest estimated expected spread on G_i. In that case, they show that the resulting approximation guarantee is $1 - \mathrm{e}^{-(1-1/\mathrm{e})^2/\eta}$.

Unfortunately, the accuracy requirement in Equation (1) is still impractical as no existing algorithm for evaluating expected spread can meet the requirement. Indeed, as computing $\mathbb{E}[I_{G_i}(S)]$ is #P-hard, the existing algorithms can only derive $\tilde{\mathbb{E}}[I_{G_i}(S)]$ in a probabilistic manner, which implies that both $\alpha^{\perp}$ and $\alpha^{\top}$ are random numbers depending on G_i. As G_i is also random, it is hard to derive a meaningful fixed upper bound η for $\alpha^{\top}/\alpha^{\perp}$. Therefore, we think that the approximation ratio proposed in [42] only has theoretical value and cannot be implemented in practice.

Motivated by those defects of previous work, recently, AdaptIM [16] and AdaIMM [32] algorithms are proposed for the adaptive IM problem. These two algorithms are claimed to provide an approximation guarantee of $1 - \mathrm{e}^{(1-1/\mathrm{e})(\varepsilon-1)}$ with $1 - \delta$ probability where $\varepsilon, \delta \in (0, 1)$. Unfortunately, both of the theoretical analyses contain some gaps which make their claims invalid. The detailed analyses are presented in Section 5.

3 Our Solution

Fundamentally, adaptive IM is based on adaptive submodular optimization [14]. In this section, we first present a *randomized* adaptive greedy policy to address the general optimization problem, and analyze the corresponding theoretical guarantees. Our solutions generalize the results of Golovin and Krause [14], and thus it may be of independent interest. Finally, we propose a general framework AdaptGreedy upon which we can build specific algorithms with seed selection algorithms to address the adaptive IM problem.

3.1 Notations and Definitions

Let $\mathcal{E}$ be a finite set of *items* (e.g., a set of node sets), and O be a set of possible *states* (e.g., the activation statuses of nodes). A *realization* is a function $\phi\colon \mathcal{E} \mapsto O$ mapping every item e to a state o. We use Φ to denote a random realization. Let $p(\phi) := \Pr[\Phi = \phi]$ be the probability distribution over all realizations. We sequentially select an item e, and then observe its state $\Phi(e)$. Based on the observation, we would choose the next item and get to see its state, and so on. We use ψ, referred to as *partial realization*, to represent the relation such that $\psi := \{(e, o)\colon \psi(e) = o\}$ for any $\psi \subseteq \mathcal{E} \times O$. Let $\mathrm{dom}(\psi)$ denote the domain of ψ such that $\mathrm{dom}(\psi) := \{e\colon \exists o, (e, o) \in \psi\}$. A partial realization ψ is *consistent with* a realization ϕ, referred to as $\phi \sim \psi$, if for every $e \in \mathrm{dom}(\psi)$, $\psi(e) = \phi(e)$. Furthermore, we say $\psi \subseteq \psi'$, i.e., ψ is a *subrealization* of ψ', if there exists some ϕ such that $\phi \sim \psi$ and $\phi \sim \psi'$, and $\mathrm{dom}(\psi) \subseteq \mathrm{dom}(\psi')$.

A *policy* π is an adaptive strategy for selecting items in $\mathcal{E}$ based on current partial realization ψ. In this paper, we consider a *randomized* policy that selects items following certain distribution. To explicitly reveal the

randomness of a randomized policy, we denote $\pi(\omega)$ as a random policy chosen from a set of all possible deterministic policies with respect to a random variable ω. Intuitively, ω represents all random source of the randomized policy. In addition, let $\pi(\omega, \psi)$ be the item picked by policy $\pi(\omega)$ under partial realization ψ. We denote $\mathcal{E}(\pi(\omega), \phi)$ as the set of items selected by $\pi(\omega)$ under realization ϕ. We consider a utility function $f\colon 2^{\mathcal{E}} \times O^{\mathcal{E}} \mapsto \mathbb{R}_{\geq 0}$ depending on the picked items and their states. Then, the expected utility of a policy $\pi(\omega)$ is $f_{\text{avg}}(\pi(\omega)) := \mathbb{E}_{\Phi}[f(\mathcal{E}(\pi(\omega), \Phi), \Phi)]$. The goal of the *adaptive stochastic maximization* problem is to find a randomized policy π^* such that

$$\pi^* \in \arg\max_{\pi} \mathbb{E}_{\omega}[f_{\text{avg}}(\pi(\omega))]$$
$$\text{s.t. } |\mathcal{E}(\pi(\omega), \phi)| \leq r \text{ for all } \omega \text{ and all } \phi,$$

In addition, for any partial realization ψ, let $\Delta(e \mid \psi)$ and $\Delta(\pi(\omega) \mid \psi)$ denote the *conditional marginal benefit* of an item e and a policy $\pi(\omega)$ conditioned on observing partial realization ψ, defined as

$$\begin{aligned}\Delta(e \mid \psi) &:= \mathbb{E}_{\Phi}\big[f(\text{dom}(\psi) \cup \{e\}, \Phi) \mid \Phi \sim \psi\big] \\ &\quad - \mathbb{E}_{\Phi}\big[f(\text{dom}(\psi), \Phi) \mid \Phi \sim \psi\big], \qquad (2)\\ \Delta(\pi(\omega) \mid \psi) &:= \mathbb{E}_{\Phi}\big[f(\text{dom}(\psi) \cup \mathcal{E}(\pi(\omega), \Phi), \Phi) \mid \Phi \sim \psi\big] \\ &\quad - \mathbb{E}_{\Phi}\big[f(\text{dom}(\psi), \Phi) \mid \Phi \sim \psi\big]. \qquad (3)\end{aligned}$$

We are now ready to introduce the notations of monotonicity and submodularity to the adaptive setting:

Definition 1 (Adaptive Monotonicity) A function f is adaptive monotone with respect to the realization distribution $p(\phi)$ if for all ψ with $\Pr[\Phi \sim \psi] > 0$ and all $e \in \mathcal{E}$, we have

$$\Delta(e \mid \psi) \geq 0.$$

Definition 2 (Adaptive Submodularity) A function f is adaptive submodular with respect to the realization distribution $p(\phi)$ if for all $\psi \subseteq \psi'$ and $e \in \mathcal{E} \setminus \text{dom}(\psi')$, we have

$$\Delta(e \mid \psi) \geq \Delta(e \mid \psi').$$

Remark. Note that a deterministic policy is a special randomized policy. Meanwhile, the solution of any randomized policy is a convex combination of solutions of deterministic policies. Thus, the optimal solution of any randomized policy can always be achieved by some deterministic policy. As a consequence, for any randomized policy π and any deterministic policy π', it holds that $\max_{\pi} \mathbb{E}_{\omega}[f_{\text{avg}}(\pi(\omega))] = \max_{\pi'} f_{\text{avg}}(\pi')$.

3.2 Adaptive Greedy Policy

A policy $\pi(\omega)$ is called an *α-approximate greedy policy* if for all ψ, it always picks an item such that

$$\Delta(\pi(\omega, \psi) \mid \psi) \geq \alpha \max_{e} \Delta(e \mid \psi).$$

Golovin and Krause [14] show that when the utility function f is adaptive monotone and adaptive submodular, an α-approximate greedy policy π can achieve an approximation ratio of $(1 - \mathrm{e}^{-\alpha})$ for the adaptive stochastic maximization problem, i.e., $\mathbb{E}_{\omega}[f_{\text{avg}}(\pi(\omega))] \geq (1 - \mathrm{e}^{-\alpha})\mathbb{E}_{\omega}[f_{\text{avg}}(\pi^*(\omega))]$ for all policies π^*. However, in some applications, we would construct a randomized policy that may perform arbitrary worse (with low probability). For example, if the true value of $\Delta(e \mid \psi)$ is difficult to obtain, a policy maximizes an estimate of $\Delta(e \mid \psi)$ using sampling method may perform arbitrary worse in terms of maximizing $\Delta(e \mid \psi)$ (e.g., with some probability, even though very small, all the state-of-the-art IM algorithms may perform arbitrary worse). Such a randomized policy is not an α-approximate greedy policy, for which Golovin and Krause's theoretical results [14] are not applicable.

Inspired by Golovin and Krause's work [14], we call a randomized policy π^{ag} an *expected* α-approximate greedy policy if it selects an item with α-approximation to the best greedy selection in expectation, i.e.,

$$\mathbb{E}_{\omega}[\Delta(\pi^{\text{ag}}(\omega, \psi) \mid \psi)] \geq \alpha \max_{e} \Delta(e \mid \psi),$$

where the expectation is taken over the internal randomness of policy. For convenience, let $\xi(\pi^{\text{ag}}(\omega), \psi)$ denote the random approximation ratio obtained by the policy $\pi^{\text{ag}}(\omega)$ on ψ, i.e.,

$$\xi(\pi^{\text{ag}}(\omega), \psi) := \frac{\Delta(\pi^{\text{ag}}(\omega, \psi) \mid \psi)}{\max_e \Delta(e \mid \psi)}.$$

Then, an expected α-approximate greedy policy π^{ag} can be described as

$$\mathbb{E}_{\omega}[\xi(\pi^{\text{ag}}(\omega), \psi)] \geq \alpha.$$

In the following, we show that such an expected α-approximate greedy policy have strong theoretical guarantees.

3.3 Approximation Guarantees

We consider a general version of randomized policy π^{ag} that can return an expected α_i-approximate solution for the i-th item selection under every partial realization ψ_{i-1}, where ψ_{i-1} represents a partial realization

after we pick the first $(i-1)$ items, i.e., for every ψ_{i-1}, $\mathbb{E}_\omega[\xi(\pi^{\mathrm{ag}}(\omega), \psi_{i-1})] \geq \alpha_i$. For a conventional version of π^{ag}, one may set $\alpha_i = \alpha$ for every i, while for the general version of π^{ag}, α_i's can be distinct.

Let $\Psi_i(\pi(\omega), \phi)$ represent a random partial realization after the policy $\pi(\omega)$ picks the first i items under the realization ϕ. For simplicity, we omit π^{ag} in $\Psi_i(\pi^{\mathrm{ag}}(\omega), \phi)$ when policy π^{ag} is used, i.e., $\Psi_i(\omega, \phi) := \Psi_i(\pi^{\mathrm{ag}}(\omega), \phi)$. Then, given any realization ϕ and any partial realization ψ_{i-1} such that $\phi \sim \psi_{i-1}$, policy π^{ag} satisfies

$$\mathbb{E}_\omega\big[\xi(\pi^{\mathrm{ag}}(\omega), \psi_{i-1}) \mid \Psi_{i-1}(\omega, \phi) = \psi_{i-1}\big] \geq \alpha_i, \tag{4}$$

which describes that π^{ag} always returns an expected α_i-approximate solution for the i-th item selection under every partial realization ψ_{i-1} no matter what items are chosen by π^{ag} in the first $(i-1)$ rounds.

To facilitate the analysis that follows, we define the notions of "policy truncation" and "policy concatenation", which are conceptual operations performed by a policy.

Definition 3 (Policy Truncation) For any adaptive policy π, the policy truncation π_i denotes an adaptive policy that performs exactly the same as π, except that π_i only selects the first i items for any $i \leq r$.

Definition 4 (Policy Concatenation) For any two adaptive policy π and π', the policy concatenation $\pi \oplus \pi'$ denotes an adaptive policy that first executes the policy π, and then executes π' from a fresh start as if any knowledge on the feedback obtained while running π is ignored.

3.3.1 Expected Approximation Guarantee

The following theorem shows a concept of *expected* approximation guarantee for policy π^{ag}.

Theorem 1 *If f is adaptive monotone and adaptive submodular, and π^{ag} returns an expected α_i-approximate solution for the i-th item selection under every partial realization ψ_{i-1}, then the policy achieves an expected approximation guarantee of $1 - \mathrm{e}^{-\alpha}$, where $\alpha = \frac{1}{r}\sum_{i=1}^{r} \alpha_i$ and r is the total number of items selected, i.e., for all policies π^*, we have*

$$\mathbb{E}_\omega[f_{\mathrm{avg}}(\pi^{\mathrm{ag}}(\omega))] \geq (1 - \mathrm{e}^{-\alpha})\mathbb{E}_\omega[f_{\mathrm{avg}}(\pi^*(\omega))]. \tag{5}$$

Note that if a policy is an α-approximate greedy policy, it must also be an expected α-approximate greedy policy. Thus, our results generalize those given by Golovin and Krause [14]. The proof of Theorem 1 requires extensions of the theoretical results developed for adaptive stochastic maximization [14]. In the following, we first introduce some lemmas that are useful for proving Theorem 1.

Lemma 1 *For any deterministic adaptive policy π and any $i \geq 0$, we have*

$$f_{\mathrm{avg}}(\pi_{i+1}) - f_{\mathrm{avg}}(\pi_i) \leq \mathbb{E}_\Phi\big[\max_e \Delta(e \mid \Psi_i(\pi, \Phi))\big].$$

Proof (Lemma 1) Let $p(\psi_i^\pi) := \Pr[\Psi_i(\pi, \Phi) = \psi_i^\pi]$ be the probability of partial realization ψ_i^π being observed after π picks i items over all realizations. We use Ψ_i^π to denote such a random partial realization with respect to the probability distribution $p(\psi_i^\pi)$. Then,

$$\begin{aligned}
&f_{\mathrm{avg}}(\pi_{i+1}) - f_{\mathrm{avg}}(\pi_i)\\
&= \mathbb{E}_\Phi[f(\mathcal{E}(\pi_{i+1}, \Phi), \Phi) - f(\mathcal{E}(\pi_i, \Phi), \Phi)]\\
&= \mathbb{E}_{\Psi_i^\pi}\big[\mathbb{E}_\Phi[f(\mathcal{E}(\pi_{i+1}, \Phi), \Phi) - f(\mathcal{E}(\pi_i, \Phi), \Phi) \mid \Phi \sim \Psi_i^\pi]\big]\\
&= \mathbb{E}_{\Psi_i^\pi}\big[\Delta(\pi(\Psi_i^\pi) \mid \Psi_i^\pi)\big]\\
&\leq \mathbb{E}_{\Psi_i^\pi}\big[\max_e \Delta(e \mid \Psi_i^\pi)\big]\\
&= \mathbb{E}_\Phi\big[\max_e \Delta(e \mid \Psi_i(\pi, \Phi))\big],
\end{aligned}$$

where the inequality is because $\Delta(\pi(\Psi_i^\pi) \mid \Psi_i^\pi) \leq \max_e \Delta(e \mid \Psi_i^\pi)$ for every Ψ_i^π. □

Lemma 2 *Given any deterministic adaptive policy π and any $i \leq j$, we have*

$$\mathbb{E}_\Phi\big[\max_e \Delta(e \mid \Psi_i(\pi, \Phi))\big] \geq \mathbb{E}_\Phi\big[\max_e \Delta(e \mid \Psi_j(\pi, \Phi))\big].$$

Proof (Lemma 2) Again, let Ψ_i^π and Ψ_j^π denote random partial realizations with respect to the probability distribution $p(\psi_i^\pi)$ and $p(\psi_j^\pi)$, respectively. In addition, For every realization ϕ and any $i \leq j$, according to the nature of policy π, we have $\Psi_i(\pi, \phi) \subseteq \Psi_j(\pi, \phi)$. Thus, we can partition ψ_j^π based on ψ_i^π. Then,

$$\begin{aligned}
&\mathbb{E}_\Phi\big[\max_e \Delta(e \mid \Psi_i(\pi, \Phi))\big]\\
&= \mathbb{E}_{\Psi_j^\pi}\big[\max_e \Delta(e \mid \Psi_j^\pi)\big]\\
&= \mathbb{E}_{\Psi_i^\pi}\Big[\mathbb{E}_{\Psi_j^\pi}\big[\max_e \Delta(e \mid \Psi_j^\pi) \mid \Psi_i^\pi \subseteq \Psi_j^\pi\big]\Big]\\
&= \mathbb{E}_{\Psi_i^\pi}\Big[\mathbb{E}_{\Psi_j^\pi}\big[\Delta(e^*(\Psi_j^\pi) \mid \Psi_j^\pi) \mid \Psi_i^\pi \subseteq \Psi_j^\pi\big]\Big]\\
&\leq \mathbb{E}_{\Psi_i^\pi}\Big[\mathbb{E}_{\Psi_j^\pi}\big[\Delta(e^*(\Psi_j^\pi) \mid \Psi_i^\pi) \mid \Psi_i^\pi \subseteq \Psi_j^\pi\big]\Big]\\
&\leq \mathbb{E}_{\Psi_i^\pi}\Big[\mathbb{E}_{\Psi_j^\pi}\big[\max_e \Delta(e \mid \Psi_i^\pi) \mid \Psi_i^\pi \subseteq \Psi_j^\pi\big]\Big]\\
&= \mathbb{E}_{\Psi_i^\pi}\big[\max_e \Delta(e \mid \Psi_i^\pi)\big]\\
&= \mathbb{E}_\Phi\big[\max_e \Delta(e \mid \Psi_j(\pi, \Phi))\big],
\end{aligned}$$

where $e^*(\Psi_j^\pi) := \arg\max_e \Delta(e \mid \Psi_j^\pi)$ for each Ψ_j^π. The first inequality is due to the adaptive submodularity of f, and the second inequality is because $\Delta(e^*(\Psi_j^\pi) \mid \Psi_i^\pi) \leq \max_e \Delta(e \mid \Psi_i^\pi)$ for each Ψ_i^π. □

Using Lemma 1 and Lemma 2, we can build a quantitative relationship between any policy π and the optimal adaptive policy, as shown by Lemma 3.

Lemma 3 *For any deterministic adaptive policy π, any deterministic policy π^* selecting r items, and any $0 \le i \le r$, we have*

$$f_{\text{avg}}(\pi^*) - f_{\text{avg}}(\pi_i) \le r \cdot \mathbb{E}_{\Phi}\big[\max_e \Delta(e \mid \Psi_i(\pi, \Phi))\big].$$

Proof (Lemma 3) Each deterministic policy π can be associated with a decision tree T^π in a natural way. Each node in the decision tree is a partial realization ψ such that the policy picks item $\pi(\psi)$ and the children of ψ will be observed under respective realizations. Furthermore, each node ψ is associated with a reward $r(\psi) := \Pr[\Phi \sim \psi] \cdot \Delta(\pi(\psi) \mid \psi)$ which is nonnegative due to the adaptive monotonicity of f, i.e., $\Delta(e \mid \psi) \ge 0$ for every e and every ψ. Then, we can get that $f_{\text{avg}}(\pi) = \sum_{\psi \in T^\pi} r(\psi)$. In addition, it is easy to see that $T^\pi \subseteq T^{\pi \oplus \pi'}$. Thus, $f_{\text{avg}}(\pi \oplus \pi') - f_{\text{avg}}(\pi) = \sum_{\psi \in (T^{\pi \oplus \pi'} \setminus T^\pi)} r(\psi) \ge 0$. Meanwhile, it is easy to verify that $f_{\text{avg}}(\pi \oplus \pi') = f_{\text{avg}}(\pi' \oplus \pi)$, since $\pi \oplus \pi'$ and $\pi' \oplus \pi$ pick the same items under every realization.

For rotational convenience, let $\hat{\pi} := \pi_i \oplus \pi^*$ and $\hat{\pi}_{i+j} := \pi_i \oplus \pi^*_j$ for any $j \ge 0$. Thus, we have

$$\begin{aligned} f_{\text{avg}}(\pi^*) - f_{\text{avg}}(\pi_i) &\le f_{\text{avg}}(\hat{\pi}) - f_{\text{avg}}(\pi_i) \\ &= \sum_{j=1}^{r} \Big(f_{\text{avg}}(\hat{\pi}_{i+j}) - f_{\text{avg}}(\hat{\pi}_{i+j-1}) \Big) \\ &\le \sum_{j=1}^{r} \mathbb{E}_{\Phi}\big[\max_e \Delta(e \mid \Psi_{i+j-1}(\hat{\pi}, \Phi))\big] \\ &\le \sum_{j=1}^{r} \mathbb{E}_{\Phi}\big[\max_e \Delta(e \mid \Psi_i(\hat{\pi}, \Phi))\big] \\ &= r \cdot \mathbb{E}_{\Phi}\big[\max_e \Delta(e \mid \Psi_i(\pi, \Phi))\big]. \end{aligned}$$

The first inequality is due to the adaptive monotonicity of f as discussed above. The second inequality is by Lemma 1 while the third inequality is by Lemma 2. The final equality is because $\hat{\pi}_i = \pi_i$. □

Then, we are able to establish a relationship between our proposed randomized policy π^{ag} and any randomized policy in the following lemma.

Lemma 4 *Let π^{ag} be a randomized policy that returns an expected α_i-approximate solution for the i-th item selection under every partial realization ψ_{i-1}. For any $0 \le i < r$ and any randomized policy π^*, we have*

$$\begin{aligned} &\mathbb{E}_{\omega}\big[f_{\text{avg}}(\pi^*(\omega)) - f_{\text{avg}}(\pi_i^{\text{ag}}(\omega))\big] \\ &\le (1 - \tfrac{\alpha_i}{r}) \cdot \mathbb{E}_{\omega}\big[f_{\text{avg}}(\pi^*(\omega)) - f_{\text{avg}}(\pi_{i-1}^{\text{ag}}(\omega))\big], \end{aligned} \tag{6}$$

where the expectation is over the randomness of policy.

Proof (Lemma 4) We first fix the randomness of ω. Then, $\pi^*(\omega)$ and $\pi^{\text{ag}}(\omega)$ are deterministic policies. By Lemma 3, we have

$$\begin{aligned} &f_{\text{avg}}(\pi^*(\omega)) - f_{\text{avg}}(\pi_{i-1}^{\text{ag}}(\omega)) \\ &\le r \cdot \mathbb{E}_{\Phi}\big[\max_e \Delta(e \mid \Psi_{i-1}(\omega, \Phi))\big]. \end{aligned}$$

Taking the expectation over the randomness of ω gives

$$\begin{aligned} &\mathbb{E}_{\omega}\big[f_{\text{avg}}(\pi^*(\omega)) - f_{\text{avg}}(\pi_{i-1}^{\text{ag}}(\omega))\big] \\ &\le r \cdot \mathbb{E}_{\omega}\big[\mathbb{E}_{\Phi}\big[\max_e \Delta(e \mid \Psi_{i-1}(\omega, \Phi))\big]\big]. \end{aligned} \tag{7}$$

On the other hand, by definition, we have

$$\begin{aligned} &\mathbb{E}_{\omega}\big[f_{\text{avg}}(\pi_i^{\text{ag}}(\omega)) - f_{\text{avg}}(\pi_{i-1}^{\text{ag}}(\omega))\big] \\ &= \mathbb{E}_{\omega}\big[\mathbb{E}_{\Phi}\big[\Delta(\pi_i^{\text{ag}}(\omega) \mid \Psi_{i-1}(\omega, \Phi))\big]\big] \\ &= \mathbb{E}_{\Phi}\big[\mathbb{E}_{\omega}\big[\Delta(\pi_i^{\text{ag}}(\omega) \mid \Psi_{i-1}(\omega, \Phi))\big]\big] \end{aligned}$$

In addition, for any given realization ϕ, let Ψ_{i-1}^{ϕ} be the random partial realization following the probability distribution $p(\psi_{i-1}^{\phi}) := \Pr[\Psi_{i-1}(\omega, \phi) = \psi_{i-1}^{\phi}]$ over the randomness of ω. Then,

$$\begin{aligned} &\mathbb{E}_{\omega}\big[\Delta(\pi_i^{\text{ag}}(\omega) \mid \Psi_{i-1}(\omega, \phi))\big] \\ &= \mathbb{E}_{\Psi_{i-1}^{\phi}}\big[\mathbb{E}_{\omega}\big[\Delta(\pi_i^{\text{ag}}(\omega) \mid \Psi_{i-1}^{\phi}) \mid \Psi_{i-1}(\omega, \phi) = \Psi_{i-1}^{\phi}\big]\big] \\ &\ge \mathbb{E}_{\Psi_{i-1}^{\phi}}\big[\alpha_i \cdot \max_e \Delta(e \mid \Psi_{i-1}^{\phi})\big] \\ &= \alpha_i \cdot \mathbb{E}_{\Psi_{i-1}^{\phi}}\big[\max_e \Delta(e \mid \Psi_{i-1}^{\phi})\big] \\ &= \alpha_i \cdot \mathbb{E}_{\omega}\big[\max_e \Delta(e \mid \Psi_{i-1}(\omega, \phi))\big]. \end{aligned}$$

Therefore,

$$\begin{aligned} &\mathbb{E}_{\omega}\big[f_{\text{avg}}(\pi_i^{\text{ag}}(\omega)) - f_{\text{avg}}(\pi_{i-1}^{\text{ag}}(\omega))\big] \\ &\ge \alpha_i \cdot \mathbb{E}_{\Phi}\big[\mathbb{E}_{\omega}\big[\max_e \Delta(e \mid \Psi_{i-1}(\omega, \Phi))\big]\big]. \end{aligned} \tag{8}$$

Combing (7) and (8) yields

$$\begin{aligned} &\mathbb{E}_{\omega}\big[f_{\text{avg}}(\pi^*(\omega)) - f_{\text{avg}}(\pi_{i-1}^{\text{ag}}(\omega))\big] \\ &\le \tfrac{r}{\alpha_i} \cdot \mathbb{E}_{\omega}\big[f_{\text{avg}}(\pi_i^{\text{ag}}(\omega)) - f_{\text{avg}}(\pi_{i-1}^{\text{ag}}(\omega))\big]. \end{aligned}$$

Rearranging it completes the proof. □

Finally, we are ready to prove Theorem 1.

Proof (Theorem 1) Note that for any x such that $0 \le x \le 1$, we have $1 - x \le \mathrm{e}^{-x}$. Therefore, recursively applying Lemma 4 gives

$$\begin{aligned} &\mathbb{E}_{\omega}\big[f_{\text{avg}}(\pi^*(\omega)) - f_{\text{avg}}(\pi_r^{\text{ag}}(\omega))\big] \\ &\le \mathrm{e}^{-\alpha_i/r} \cdot \mathbb{E}_{\omega}\big[f_{\text{avg}}(\pi^*(\omega)) - f_{\text{avg}}(\pi_{r-1}^{\text{ag}}(\omega))\big] \\ &\le \cdots \\ &\le \mathrm{e}^{-\sum_{i=1}^{r} \alpha_i/r} \cdot \mathbb{E}_{\omega}\big[f_{\text{avg}}(\pi^*(\omega)) - f_{\text{avg}}(\pi_0^{\text{ag}}(\omega))\big] \\ &= \mathrm{e}^{-\alpha} \cdot \mathbb{E}_{\omega}\big[f_{\text{avg}}(\pi^*(\omega))\big] \end{aligned}$$

Rearranging it completes the proof. □

3.3.2 Worst-case Approximation Guarantee

In what follows, we derive another concept of *worst-case* approximation guarantee for policy π^{ag}. To begin with, we first provide a *random* approximation guarantee for π^{ag} as follows.

Lemma 5 *Let $X_i(\omega)$ be the overall random approximation for the i-th item selection achieved by $\pi^{\mathrm{ag}}(\omega)$ with respect to ω, i.e.,*

$$X_i(\omega) := \frac{\mathbb{E}_{\Phi}\big[\Delta(\pi_i^{\mathrm{ag}}(\omega) \mid \Psi_{i-1}(\omega,\Phi))\big]}{\mathbb{E}_{\Phi}\big[\max_e \Delta(e \mid \Psi_{i-1}(\omega,\Phi))\big]}.$$

Then, $\pi^{\mathrm{ag}}(\omega)$ achieves a random approximation guarantee of $1-\mathrm{e}^{-X(\omega)}$, where $X(\omega) = \frac{1}{r}\sum_{i=1}^{r} X_i(\omega)$.

Proof (Lemma 5) By definition, we have

$$\begin{aligned} &f_{\mathrm{avg}}(\pi_i^{\mathrm{ag}}(\omega)) - f_{\mathrm{avg}}(\pi_{i-1}^{\mathrm{ag}}(\omega)) \\ &= \mathbb{E}_{\Phi}\big[\Delta(\pi_i^{\mathrm{ag}}(\omega) \mid \Psi_{i-1}(\omega,\Phi))\big] \\ &= X_i(\omega)\cdot \mathbb{E}_{\Phi}\big[\max_e \Delta(e \mid \Psi_{i-1}(\omega,\Phi))\big]. \end{aligned}$$

Together with Lemma 3, we have

$$\begin{aligned} &f_{\mathrm{avg}}(\pi^*(\omega)) - f_{\mathrm{avg}}(\pi_i^{\mathrm{ag}}(\omega)) \\ &\le \Big(1-\tfrac{X_i(\omega)}{r}\Big)\cdot\Big(f_{\mathrm{avg}}(\pi^*(\omega)) - f_{\mathrm{avg}}(\pi_{i-1}^{\mathrm{ag}}(\omega))\Big). \end{aligned}$$

Using a similar argument for the proof of Theorem 1 immediately concludes Lemma 5. □

Note that in Lemma 5, for any given realization ϕ, the conditional expected marginal benefit of policy $\pi_i^{\mathrm{ag}}(\omega)$ based on $\Psi_{i-1}(\omega,\phi)$ equals to that of item $\pi^{\mathrm{ag}}(\omega,\Psi_{i-1}(\omega,\phi))$. The random approximation guarantee in Lemma 5 is crucial in providing worst-case theoretical guarantees.

To this end, a simple and intuitive idea is to show that $X_i(\omega) \ge \alpha_i$ with high probability for every i. Then, by a union bound for r rounds of item selection, we can obtain a worst-case approximation guarantee. However, it is hard to derive such a non-trivial worst-case approximation guarantee, as the probability that $X_i(\omega) < \alpha_i$ could be large even though the probability of $\xi(\pi^{\mathrm{ag}}(\omega),\psi_{i-1}) < \alpha_i$ on any given ψ_{i-1} is small, where $\xi(\pi^{\mathrm{ag}}(\omega),\psi_{i-1}) = \frac{\Delta(\pi_i^{\mathrm{ag}}(\omega)|\psi_{i-1})}{\max_e \Delta(e|\psi_{i-1})}$. To explain, the number of possible ψ_{i-1}'s can be as large as an exponential scale size, e.g., $O(2^m)$ realizations of influence propagation where m is the number of edges in G. Once there exists one instance of ψ_{i-1} such that $\xi(\pi^{\mathrm{ag}}(\omega),\psi_{i-1}) < \alpha_i$, it is possible that $X_i(\omega) < \alpha_i$. In other words, to ensure that $X_i(\omega) \ge \alpha_i$, one sufficient way is to guarantee that $\xi(\pi^{\mathrm{ag}}(\omega),\psi_{i-1}) \ge \alpha_i$ for every ψ_{i-1}. However, such a requirement is too stringent to satisfy. Unfortunately, two recent papers [16] and [32] claim that if $\Pr[\xi(\pi^{\mathrm{ag}}(\omega),\psi_{i-1}) < \alpha_i] \le \delta_i$ for every ψ_i, then $\Pr[X_i(\omega) < \alpha_i] \le \delta_i$. This misclaim makes their approximation guarantees invalid. More details are presented in Section 5.

On the other hand, the strategy that demands every $X_i(\omega) \ge \alpha_i$ with high probability is also overly conservative. For example, suppose that there exists one $X_j(\omega)$ satisfying $X_j(\omega) < \alpha_j$, i.e., it fails to achieve the overall α_j-approximation in the j-th item selection. Even in that case, the overall approximation ratio of $\pi^{\mathrm{ag}}(\omega)$ could still be better than $1-\mathrm{e}^{-\alpha}$, as long as there exists another $X_i(\omega)$ satisfying $X_i(\omega) \ge \alpha_i+\alpha_j-X_j(\omega)$. In other words, the deficiency of one round can be compensated, as long as there exists other rounds whose quality is above the bar by a sufficient margin.

Formally, as the approximation ratio $X_i(\omega)$ in each round of $\pi^{\mathrm{ag}}(\omega)$ is a random variable, the overall approximation guarantee of $\pi^{\mathrm{ag}}(\omega)$, namely, $1-\mathrm{e}^{-X(\omega)}$, depends on the mean of all r variables. Intuitively, when r is sizable, $X(\omega) = \frac{1}{r}\sum_{i=1}^{r} X_i(\omega)$ should be concentrated to its expectation, i.e., $\mathbb{E}_{\omega}[X(\omega)]$. Note that $\mathbb{E}_{\omega}[X_i(\omega)] \ge \alpha_i$ holds if $\mathbb{E}_{\omega}[\xi(\pi^{\mathrm{ag}}(\omega),\psi_{i-1})] \ge \alpha_i$ holds for every ψ_{i-1}, which is exactly the requirement of $\pi^{\mathrm{ag}}(\omega)$ for each round of item selection. That is, instead of formulating the approximation ratio of $\pi^{\mathrm{ag}}(\omega)$ based on the worst-case guarantee of each selected item, we might derive it based on each selected item's expected approximation ratio.

To make the above idea work, the distance between $X(\omega)$ and its expectation $\mathbb{E}_{\omega}[X(\omega)]$ is to be bounded with high probability. However, there is a challenge that we need to address. As the selection of the i-th item is dependent on the results of the first $(i-1)$ items, the random variables $X_1(\omega), X_2(\omega), \ldots, X_r(\omega)$ are *correlated*, making it rather non-trivial to derive concentration results for $\frac{1}{r}\sum_{i=1}^{r} X_i(\omega)$. We circumvent this issue with a theoretical analysis by leveraging Azuma-Hoeffding inequality for martingales [26].

Definition 5 (Martingale [26]) A sequence of random variables $Z_0, Z_1, \ldots$ is a martingale with respect to the sequence $Y_0, Y_1, \ldots$ if, for all $i \ge 0$, the following conditions hold:

- Z_i is a function of $Y_0, Y_1, \ldots, Y_i$;
- $\mathbb{E}[|Z_i|] < \infty$;
- $\mathbb{E}[Z_{i+1} \mid Y_0, \ldots, Y_i] = Z_i$.

Lemma 6 (Azuma-Hoeffding Inequality [26]) *Let $Z_0, Z_1, \ldots$ be a martingale with respect to the sequence of random variables $Y_0, Y_1, \ldots$ such that*

$$B_i \le Z_i - Z_{i-1} \le B_i + c_i$$

for some constants c_i and for some random variables B_i that may be functions of $Y_0, \ldots, Y_{i-1}$. Then, for any

$r \geq 0$ and any $\lambda > 0$,

$$\Pr\left[Z_r \geq Z_0 + \lambda\right] \leq \mathrm{e}^{-2\lambda^2/\sum_{i=1}^r c_i^2}.$$

Based on the above Azuma-Hoeffding inequality, we provide a concentration bound for possibly correlated random variables as follows.

Corollary 1 *Let $Y_1, \ldots, Y_r$ be any sequence of random variables and Y_i' be a function of $Y_1, \ldots, Y_i$ satisfying $|Y_i'| \leq \beta$ and $\mathbb{E}[Y_i' \mid Y_1, \cdots, Y_{i-1}] \leq \gamma_i$ for every $i = 1, \ldots, r$. Then, we have*

$$\Pr\left[\sum_{i=1}^r Y_i' \geq \sum_{i=1}^r \gamma_i + \sqrt{r}\beta\lambda\right] \leq \mathrm{e}^{-\lambda^2/2}. \tag{9}$$

Proof (Corollary 1) Let $Z_0 = Y_0' = 0$ and for every $i = 1, \ldots, r$,

$$Z_i := \sum_{j=1}^i (Y_j' - \mathbb{E}[Y_j' \mid Y_1, \ldots, Y_{j-1}]).$$

Then, it is easy to verify that $\mathbb{E}[|Z_i|] < \infty$ and $\mathbb{E}[Z_i \mid Y_1, \ldots, Y_{i-1}] = Z_{i-1}$, which indicates that Z_i is a martingale. In addition, let $B_i := -\beta - \mathbb{E}[Y_i' \mid Y_1, \ldots, Y_{i-1}]$. As $|Y_i'| \leq \beta$, we can get that $Z_i - Z_{i-1} = Y_i' - \mathbb{E}[Y_i' \mid Y_1, \ldots, Y_{i-1}]$ is in the range of $[B_i, B_i + 2\beta]$. Thus, according to Lemma 6,

$$\Pr\left[Z_r \geq \sqrt{r}\beta\lambda\right] \leq \mathrm{e}^{-2r\beta^2\lambda^2/\sum_{i=1}^r (2\beta)^2} = \mathrm{e}^{-\lambda^2/2}. \tag{10}$$

On the other hand, as $\mathbb{E}[Y_i' \mid Y_1, \cdots, Y_{i-1}] \leq \gamma_i$ for every $i = 1, \ldots, r$, we have $Z_r \geq \sum_{i=1}^r (Y_i' - \gamma_i)$. As a consequence

$$\Pr\left[\sum_{i=1}^r (Y_i' - \gamma_i) \geq \sqrt{r}\beta\lambda\right] \leq \Pr\left[Z_r \geq \sqrt{r}\beta\lambda\right]. \tag{11}$$

Combining (10) and (11) completes the proof. □

Recall that we have shown in Lemma 5 that the approximation guarantee of π^{ag} is determined by the summation of the approximation factors, i.e., $X(\omega) = \frac{1}{r}\sum_{i=1}^r X_i(\omega)$, and these approximation factors could be correlated. According to Corollary 1, we can get a bound on their summation, based on which we can derive the overall approximation guarantee as follows.

Theorem 2 *Without loss of generality, suppose that policy π^{ag} returns $\xi(\pi^{\mathrm{ag}}(\omega), \psi)$-approximate solution satisfying $c_1 \leq \xi(\pi^{\mathrm{ag}}(\omega), \psi) \leq c_2$ for every ω and ψ.*[1] *For any given $\delta \in (0, 1)$, let $\alpha' = \frac{1}{r}\sum_{i=1}^r \alpha_i - (c_2 - c_1) \cdot \sqrt{1/(2r) \cdot \ln(1/\delta)}$. If f is adaptive monotone and adaptive submodular, and π^{ag} returns an expected α_i-approximate solution for the i-th item selection under every partial realization ψ_{i-1}, then π^{ag} achieves the worst-case approximation ratio $1 - \mathrm{e}^{-\alpha'}$ with a probability of at least $1 - \delta$.*

[1] Note that $c_1 = 0$ and $c_2 = 1$ can always satisfy the requirement. Thus, we can always find some c_1 and c_2 such that $0 \leq c_1 \leq c_2 \leq 1$.

Proof (Theorem 2) For every algorithm randomness ω and every realization ϕ, as defined before, $\Psi_i(\omega, \phi)$ represents the partial realization corresponding to the first i steps of running the adaptive greedy policy $\pi^{\mathrm{ag}}(\omega)$ on realization ϕ, for $i = 1, 2, \ldots, r$. Then $\Psi_i(\omega, \cdot)$ is a mapping from all realizations to partial realizations that has i items in the domain. Let A_i be any fixed mapping from all realizations to partial realizations that has i items in the domain and is consistent with the corresponding realization, i.e., $\phi \sim A_i(\phi)$ for all ϕ and $|\mathrm{dom}(A_i(\phi))| = i$. Let Ω_{i-1} be the distribution of ω conditional on $\Psi_j(\omega, \cdot) = A_j$ for every $j < i$. That is, Ω_{i-1} is the probability subspace in which the adaptive greedy policy π^{ag} generates the first $i-1$ steps exactly according to $A_1, A_2, \ldots, A_{i-1}$. For any ω sampled from Ω_{i-1}, by the above definition, we have that for every realization ϕ, $\Psi_j(\omega, \phi) = A_j(\phi)$. Note that, to be precise, we would include $A_1, A_2, \ldots, A_{i-1}$ in the notation Ω_{i-1}, such as $\Omega_{i-1}(A_1, A_2, \ldots, A_{i-1})$, but for simplicity we choose the shorter notation. Then we have

$$\begin{aligned}
&\mathbb{E}_\omega[X_i(\omega) \mid \omega \sim \Omega_{i-1}] \\
&= \mathbb{E}_\omega\left[\frac{\mathbb{E}_\Phi\left[\Delta(\pi_i^{\mathrm{ag}}(\omega) \mid \Psi_{i-1}(\omega, \Phi))\right]}{\mathbb{E}_\Phi\left[\max_e \Delta(e \mid \Psi_{i-1}(\omega, \Phi))\right]} \;\middle|\; \omega \sim \Omega_{i-1}\right] \\
&= \mathbb{E}_\omega\left[\frac{\mathbb{E}_\Phi\left[\Delta(\pi_i^{\mathrm{ag}}(\omega) \mid A_{i-1}(\Phi))\right]}{\mathbb{E}_\Phi\left[\max_e \Delta(e \mid A_{i-1}(\Phi))\right]} \;\middle|\; \omega \sim \Omega_{i-1}\right] \\
&= \frac{\mathbb{E}_\omega\left[\mathbb{E}_\Phi\left[\Delta(\pi_i^{\mathrm{ag}}(\omega) \mid A_{i-1}(\Phi))\right] \;\middle|\; \omega \sim \Omega_{i-1}\right]}{\mathbb{E}_\Phi\left[\max_e \Delta(e \mid A_{i-1}(\Phi))\right]} \\
&= \frac{\mathbb{E}_\Phi\left[\mathbb{E}_\omega\left[\Delta(\pi_i^{\mathrm{ag}}(\omega) \mid A_{i-1}(\Phi)) \;\middle|\; \omega \sim \Omega_{i-1}\right]\right]}{\mathbb{E}_\Phi\left[\max_e \Delta(e \mid A_{i-1}(\Phi))\right]} \\
&\geq \frac{\mathbb{E}_\Phi\left[\alpha_i \cdot \max_e \Delta(e \mid A_{i-1}(\Phi))\right]}{\mathbb{E}_\Phi\left[\max_e \Delta(e \mid A_{i-1}(\Phi))\right]} = \alpha_i,
\end{aligned} \tag{12}$$

where the inequality is by the requirement of π^{ag} in (4).

Note that by definition, $\mathbb{E}_\omega[X_i(\omega) \mid \omega \sim \Omega_{i-1}]$ represents $\mathbb{E}_\omega[X_i(\omega) \mid \Psi_j(\omega, \cdot) = A_j, \forall j < i]$. Inequality (12) means that for any fixed mappings $A_1, \ldots, A_{i-1}$, $\mathbb{E}_\omega[X_i(\omega) \mid \Psi_j(\omega, \cdot) = A_j, \forall j < i] \geq \alpha_i$. Omitting $A_1, \ldots, A_{i-1}$, we have $\mathbb{E}_\omega[X_i(\omega) \mid \Psi_j(\omega, \cdot), \forall j < i] \geq \alpha_i$.

Next, by letting $Y_i'(\omega) = 1/2 - (X_i(\omega) - c_1)/(c_2 - c_1)$, we have $\mathbb{E}[Y_i'(\omega) \mid \Psi_j(\omega, \cdot), \forall j < i] \leq 1/2 - (\alpha_i - c_1)/(c_2 - c_1)$. Meanwhile, it is easy to obtain that $c_1 \leq X_i(\omega) \leq c_2$ as $c_1 \leq \xi(\pi^{\mathrm{ag}}(\omega), \psi) \leq c_2$ for every ω and ψ. Thus, we also have $|Y_i'(\omega)| \leq 1/2$.

Hence, by treating $\Psi_j(\omega, \cdot)$ as the random variable Y_j in Corollary 1, we can apply Corollary 1 and obtain

$$\begin{aligned}
&\Pr[X(\omega) \leq \alpha'] \\
&= \Pr\left[X(\omega) \leq \frac{1}{r}\sum_{i=1}^r \alpha_i - (c_2 - c_1) \cdot \sqrt{\frac{1}{2r}\ln\frac{1}{\delta}}\right]
\end{aligned}$$

Algorithm 1: AdaptGreedy

Input: social network G, seed set size k, batch number r, approximation error $\varepsilon_1, \varepsilon_2, \cdots, \varepsilon_r$
Output: adaptively selected seed sets $S_1, \cdots, S_r$

1 $b \leftarrow k/r$;
2 $G_1 \leftarrow G$;
3 $\rho_b \leftarrow 1 - (1 - 1/b)^b$;
4 **for** $i \leftarrow 1$ **to** r **do**
5 Identify a size-b seed set S_i from G_i, such that S_i achieves an expected approximation ratio of at least $\rho_b(1 - \varepsilon_i)$ on G_i;
6 Observe the influence of S_i in G_i;
7 Remove all nodes in G_i that are influenced by S_i, and denote the resulting graph as G_{i+1};
8 **return** $S_1, \cdots, S_r$

$$= \Pr\left[\sum_{i=1}^{r} Y_i'(\omega) \geq \sum_{i=1}^{r}\left(\frac{1}{2} - \frac{\alpha_i - c_1}{c_2 - c_1}\right) + \sqrt{r}\frac{1}{2}\sqrt{2\ln\frac{1}{\delta}}\right]$$
$$\leq \mathrm{e}^{-2\ln\frac{1}{\delta}/2} = \delta,$$

which completes the proof. □

Note that the worst-case approximation ratio of π^{ag} (Theorem 2) is worse than its expected approximation guarantee (Theorem 1), where the overall approximation factor of the latter is larger by an additive factor of $(c_2 - c_1) \cdot \sqrt{1/(2r) \cdot \ln(1/\delta)}$ than the former. Furthermore, as π^{ag} is a c_1-approximate greedy policy, according to Golovin and Krause [14], π^{ag} achieves an approximation ratio of $(1 - \mathrm{e}^{-c_1})$. Thus, the worst-case approximation ratio is meaningful only when $\alpha' \geq c_1$, i.e., $\delta \geq \mathrm{e}^{-\frac{2(\sum_{i=1}^{r}(\alpha_i - c_1))^2}{r(c_2 - c_1)^2}}$.

3.4 Solution Framework for Adaptive IM

The adaptive IM under the IC model satisfies the adaptive monotonicity and adaptive submodularity [14]. Based on the expected α-approximate greedy policy π^{ag}, we propose a general framework AdaptGreedy (i.e., Algorithm 1) upon which we can build specific algorithms with seed selection algorithms to address the adaptive IM problem. At the first glance, AdaptGreedy may seem similar to Vaswani and Lakshmanan's method [42], since both techniques (i) adaptively select seed nodes in r batches and (ii) do not require exact computation of expected spreads. However, there is a crucial difference between the two: Vaswani and Lakshmanan's method requires that the expected spread of *every* node set should be estimated with a small *fixed* relative error with respect to its own expectation, whereas AdaptGreedy just requires an expected approximation ratio of $\rho_b(1-\varepsilon_i)$ with respect to $\mathrm{OPT}_b(G_i)$ (Line 5 in Algorithm 1), where $\mathrm{OPT}_b(G_i)$ denotes the maximum expected spread of any size-b seed set on G_i and $\rho_b = 1 - (1 - 1/b)^b$. Note that ρ_b is the approximation ratio achieved by a greedy algorithm for MaxCover (which is a building block for IM), and this factor cannot be further improved by any polynomial time algorithm unless P = NP [12]. The error requirement of AdaptGreedy is much more lenient than that of Vaswani and Lakshmanan's method, and it can be achieved by several state-of-the-art solutions [27, 35, 40, 41] for vanilla influence maximization, i.e., it admits practical implementations.

In addition, AdaptGreedy is *flexible* in that it allows each batch of seed nodes S_i to be selected with different approximation guarantee $\rho_b(1 - \varepsilon_i)$, whereas the existing solutions (e.g., [14]) for adaptive IM require that all seed sets $S_1, \ldots, S_r$ should be processed with identical accuracy assurance. Therefore, AdaptGreedy is a general framework for the adaptive IM problem. According to Theorem 1 and Theorem 2, AdaptGreedy can provide the following theoretical guarantees.

Theorem 3 *If* AdaptGreedy *returns an expected $\rho_b(1 - \varepsilon_i)$-approximate solution in the i-th batch of seed selection, then it achieves an expected approximation guarantee of $1 - \mathrm{e}^{\rho_b(\varepsilon - 1)}$, where $\varepsilon = \frac{1}{r}\sum_{i=1}^{r}\varepsilon_i$, $\rho_b = 1 - (1 - 1/b)^b$, r is the number of batches and b is the batch size.*

Meanwhile, AdaptGreedy *also achieves a worst-case approximation guarantee of $1 - \mathrm{e}^{\rho_b(\varepsilon' - 1)}$ with a probability of at least $1 - \delta$, where $\varepsilon' = \frac{1}{r}\sum_{i=1}^{r}\varepsilon_i + \sqrt{1/(2r) \cdot \ln(1/\delta)}$.*

4 Instantiations of AdaptGreedy

In this section, we first present a naive instantiation of AdaptGreedy using the state-of-the-art non-adaptive IM algorithms. To utilize the notion of expected approximation ratio for each batch of seed selection, we then design a new non-adaptive IM algorithm EPIC. Finally, we analyze the approximation guarantees and time complexity of EPIC and AdaptGreedy instantiated with EPIC respectively.

4.1 Instantiation using Existing Algorithms

As shown in Algorithm 1, AdaptGreedy requires identifying a random size-b seed set $S_i(\omega)$ with respect to the randomness[2] of $\pi^{\mathrm{ag}}(\omega)$ from the i-th residual

[2] Usually, the random source ω indicates sampling for IM, e.g., reverse influence sampling [3].

graph G_i, such that

$$\mathbb{E}_\omega[\mathbb{E}[I_{G_i}(S_i(\omega))]] \geq \rho_b(1-\varepsilon_i)\mathrm{OPT}_b(G_i), \tag{13}$$

where $\mathbb{E}[I_{G_i}(S_i(\omega))]$ is the expected spread of $S_i(\omega)$ on G_i and its expectation $\mathbb{E}_\omega[\cdot]$ is over the internal randomness of the algorithm, $\mathrm{OPT}_b(G_i)$ is the maximum expected spread of any size-b seed set on G_i. For brevity, in the rest of the paper, we use S_i to represent a random set $S_i(\omega)$ obtained by a randomized policy $\pi^{\mathrm{ag}}(\omega)$ from the i-th residual graph G_i.

We observe that such a seed set S_i could be obtained by applying the state-of-the-art algorithms (e.g., [27, 35, 40, 41]) for vanilla influence maximization (IM) on G_i. In particular, these algorithms are randomized, and they provide a *worst-case* approximation guarantee as follows: given a seed set size b, a relative error threshold ε'_i and a failure probability δ_i, they output a size-b seed set S_i in G_i whose expected spread is $\rho_b(1-\zeta(\omega, G_i))$ times the maximum expected spread of any size-b seed set on G_i, such that $\zeta(\omega, G_i) \leq \varepsilon'_i$ with at least $1-\delta_i$ probability. Thus, we obtain that

$$\mathbb{E}_\omega[\zeta(\omega, G_i)] \leq \varepsilon'_i \cdot (1-\delta_i) + \delta_i. \tag{14}$$

To ensure (13), for each pair of $(\varepsilon'_i, \delta_i)$, let δ_i be a sufficient small value and $\varepsilon'_i := (\varepsilon_i - \delta_i)/(1-\delta_i) \approx \varepsilon_i$. According to Theorem 3, such an instantiation of AdaptGreedy yields an expected (resp. worst-case) approximation ratio of $1-\mathrm{e}^{\rho_b(\varepsilon-1)}$ (resp. $1-\mathrm{e}^{\rho_b(\varepsilon'-1)}$) where $\varepsilon = \frac{1}{r}\sum_{i=1}^r \varepsilon_i$ (resp. $\varepsilon' = \frac{1}{r}\sum_{i=1}^r \varepsilon_i + \sqrt{1/2r \cdot \ln(1/\delta)}$).

But how efficient is the above instantiation? To answer this question, we need to investigate the time complexity of the vanilla IM algorithms in [41]. The theoretical analysis in [41] shows that if we are to achieve $(\rho_b - \varepsilon'_i)$-approximation on G_i with at least $1-\delta_i$ probability, then the expected computation cost is $O((b\log n_i + \log\frac{1}{\delta_i})(m_i+n_i)/{\varepsilon'_i}^2)$, where n_i and m_i denote the number of nodes and edges in G_i respectively. Since $n_i \leq n$ and $m_i \leq m$, the expected time required to process G_i is $O((b\log n + \log\frac{1}{\delta_i})(m+n)/{\varepsilon'_i}^2)$. As such, all r batches of seed nodes can be identified in $O(\sum_{i=1}^r (b\log n + \log\frac{1}{\delta_i})(m+n)/{\varepsilon'_i}^2)$ expected time. By setting a pair of parameters $(\varepsilon'_i, \delta_i)$ in the vanilla IM algorithms as $\varepsilon'_i = (\varepsilon_i - \delta_i)/(1-\delta_i)$, we can achieve an expected approximation ratio of $\rho_b(1-\varepsilon_i)$ in the i-th batch. This shows that the total expected time complexity for achieving the final expected (resp. worst-case) approximation ratio of $1-\mathrm{e}^{\rho_b(\frac{1}{r}\sum_{i=1}^r \varepsilon_i - 1)}$ (resp. $1-\mathrm{e}^{\rho_b(\frac{1}{r}\sum_{i=1}^r \varepsilon_i + \sqrt{1/2r\cdot\ln(1/\delta)} - 1)}$) is $O(\sum_{i=1}^r (b\log n + \log\frac{1}{\delta_i})(m+n)/{\varepsilon'_i}^2)$.

Rationale for an Improved Approach. The aforementioned instantiation of AdaptGreedy is straightforward and intuitive, but is far from optimized in terms of its approximation guarantee. To explain, recall that it requires each seed set S_i to achieve $\rho_b(1-\varepsilon'_i)$-approximation on G_i with probability at least $1-\delta_i$, based on which it provides an overall expected approximation ratio of $1-\mathrm{e}^{\rho_b(\varepsilon-1)}$ with $\varepsilon = \frac{1}{r}\sum_{i=1}^r \varepsilon_i$ where $\varepsilon_i = \varepsilon'_i \cdot (1-\delta_i) + \delta_i \approx \varepsilon'_i$. In other words, it imposes a stringent worst-case approximation guarantee on each seed set S_i. This, however, might be overly conservative. Intuitively, the expected approximation error factor $\mathbb{E}_\omega[\zeta(\omega, G_i)]$ should be much smaller than the naive upper bound ε_i deduced from the worst-case approximation. To the best of our knowledge, there is no known result for vanilla IM with tight expected approximation guarantees. This motivates us to develop a vanilla IM algorithm tailored for AdaptGreedy, as we show in the following section.

4.2 IM Algorithm with Expected Approximation

As discussed in Section 4.1, the existing IM algorithms provide only a worst-case approximation guarantee, i.e., the relative error factor $\zeta(\omega, G_i)$ is no more than the input threshold ε'_i with high probability. To optimize the performance of AdaptGreedy, we are in need of one non-adaptive IM algorithm with expected approximation guarantee $\rho_b(1-\mathbb{E}_\omega[\zeta(\omega, G_i)])$ such that $\mathbb{E}_\omega[\zeta(\omega, G_i)]$ has a tighter bound. In what follows, we present a new non-adaptive IM algorithm, referred to as EPIC[3], that returns a solution with expected approximation guarantee. To this end, we first introduce the concept of *reverse reachable sets (RR-sets)* [3], which is the basis of our algorithm.

RR-Sets. In a nutshell, RR-sets are subgraph samples of G that can be used to efficiently estimate the expected spreads of any given seed sets. Specifically, a random RR-set of G is generated by first selecting a node $v \in V$ uniformly at random, and then taking the nodes that can reach v in a random graph generated by independently removing each edge $(u, v) \in E$ with probability $1-p(u,v)$. If a seed node set S has large expected influence spread, then the probability that S intersects with a random RR-set is high, as shown in the following equation [3]:

$$\mathbb{E}[I_G(S)] = n \cdot \Pr[R \cap S \neq \emptyset], \tag{15}$$

where R is a random RR-set. This result suggests a simple method for estimating the expected influence spread of any node set S: we can use a set $\mathcal{R}$ of random RR-sets to estimate the value of $\Pr[R \cap S \neq \emptyset]$ and hence $\mathbb{E}[I_G(S)]$. In particular, let $\mathrm{Cov}_{\mathcal{R}}(S)$ denote the

[3] Expected approximation for influence maximization.

Algorithm 2: EPIC(G_i, b, ε_i)

Input: Graph G_i, seed set size b, and error threshold ε_i.
Output: A b-size seed set S_i that provides an expected approximation guarantee of at least $\rho_b(1-\varepsilon_i)$.

1 let $\delta_i \leftarrow 0.01\varepsilon_i b/n_i$;
2 let $\varepsilon'_i \leftarrow (b\varepsilon_i - \delta_i n_i)/(b - \delta_i n_i)$;
3 let $\varepsilon_a \leftarrow \varepsilon'_i/(1-\varepsilon'_i)$;
4 let $i_{\max} \leftarrow \lceil \log_2 \frac{(2+2\varepsilon_a/3)n_i}{\varepsilon_a^2} \rceil + 1$ and $a_i \leftarrow \ln \frac{2i_{\max}}{\delta_i}$;
5 initialize $\theta_0 \leftarrow \frac{1}{b}\big(\ln \frac{2}{\delta_i} + \ln \binom{n_i}{b}\big)$;
6 generate two sets $\mathcal{R}_1$ and $\mathcal{R}_2$ of random RR-sets, with $|\mathcal{R}_1| = |\mathcal{R}_2| = \theta_0$;
7 **for** $i \leftarrow 1$ **to** $i_{\max}$ **do**
8 $\quad \langle S_i, F^u(S_i^o)\rangle \leftarrow$ MaxCover($\mathcal{R}_1, b$);
9 $\quad F^l(S_i) \leftarrow \big(\sqrt{F_{\mathcal{R}_2}(S_i) + \frac{2a_i}{9|\mathcal{R}_2|}} - \sqrt{\frac{a_i}{2|\mathcal{R}_2|}}\big)^2 - \frac{a_i}{18|\mathcal{R}_2|}$;
10 $\quad$ **if** $\frac{F^l(S_i)}{F^u(S_i^o)} \geq \rho_b(1-\varepsilon'_i)$ **or** $i = i_{\max}$ **then return** S_i;
11 $\quad$ double the sizes of $\mathcal{R}_1$ and $\mathcal{R}_2$ with new RR-sets;

number of RR-sets in $\mathcal{R}$ that overlap S. Then the value of $\mathbb{E}[I_G(S)]$ can be unbiasedly estimated by $n \cdot F_{\mathcal{R}}(S)$, where

$$F_{\mathcal{R}}(S) = \mathrm{Cov}_{\mathcal{R}}(S)/|\mathcal{R}|. \tag{16}$$

By the law of large numbers, $n \cdot F_{\mathcal{R}}(S)$ should converge to $\mathbb{E}[I_G(S)]$ when $|\mathcal{R}|$ is sufficiently large, which provides a way to estimate $\mathbb{E}[I_G(S)]$ to any desired accuracy level. However, due to the cost of generating RR-sets, there is a tradeoff between accuracy and efficiency in any algorithms using RR-set sampling.

The EPIC Algorithm. Algorithm 2 shows the pseudo-code of our EPIC algorithm, which borrows the idea from the OPIM-C algorithm [35] via (i) starting from a small number of RR-sets and (ii) iteratively increasing the RR-set number until a satisfactory solution is identified. The key difference between the two algorithms lies in the way that they compute the upper bound $F^u(S_i^o)$, i.e., the fraction of RR-sets in $\mathcal{R}_1$ covered by S_i^o in each iteration where S_i^o is an optimal seed set in G_i. In particular, in OPIM-C, the upper bound $F^u(S_i^o)$ is ensured to be no smaller than the *expected* fraction of RR-sets in $\mathcal{R}_1$ covered by S_i^o with high probability. This needs OPIM-C to provide the worst-case approximation guarantee with high probability. In contrast, in each iteration of EPIC, the upper bound $F^u(S_i^o)$ is only required to be no smaller than the *true* fraction of RR-sets in $\mathcal{R}_1$ covered by S_i^o, based on which rigorous bounds on its expected approximation guarantee can be derived. In what follows, we discuss the details of EPIC and its subroutine MaxCover (in Algorithm 3).

Based on the RR-set sampling method described previously, a simple approach for selecting S_i with a large expected influence spread is to first generate a set

Algorithm 3: MaxCover($\mathcal{R}, b$)

Input: A set $\mathcal{R}$ of random RR-sets, and seed set size b.
Output: A node set S_i, and an upper bound $F^u(S_i^o)$ on the fraction of RR-sets in $\mathcal{R}$ covered by S_i^o.

$S_i \leftarrow \emptyset$;
$F^u(S_i^o) \leftarrow F^u(S_i^o \mid S_i)$ which is computed by (17);
for $i \leftarrow 1$ **to** b **do**
$\quad u \leftarrow \arg\max_{v \in V_i} (\mathrm{Cov}_{\mathcal{R}}(S_i \cup \{v\}) - \mathrm{Cov}_{\mathcal{R}}(S_i))$;
$\quad$ insert u into S_i;
$\quad$ compute $F^u(S_i^o \mid S_i)$ by (17) based on the new S_i;
$\quad$ update $F^u(S_i^o) \leftarrow \min\{F^u(S_i^o), F^u(S_i^o \mid S_i)\}$;
return $\langle S_i, F^u(S_i^o)\rangle$;

$\mathcal{R}$ of RR-sets, and then invoke the MaxCover algorithm on $\mathcal{R}$. In particular, MaxCover uses a simple greedy approach to identify $S_i \subseteq V_i$ such that S_i overlaps as many RR-sets in $\mathcal{R}$ as possible. Since $F_{\mathcal{R}}(\cdot)$ is a submodular function for any set $\mathcal{R}$ of RR-sets [3], given any node set $S \subseteq V$ with $|S| \leq b$, we know that

$$F^u(S_i^o \mid S) = F_{\mathcal{R}}(S) + \sum_{v \in \mathrm{maxMC}(S,b)} (F_{\mathcal{R}}(S \cup \{v\}) - F_{\mathcal{R}}(S)) \tag{17}$$

is an upper bound on $F_{\mathcal{R}}(S_i^o)$, where S_i^o is an optimal seed set in G_i and $\mathrm{maxMC}(S, b)$ is the set of b nodes with the top-b largest marginal coverage in $\mathcal{R}$ with respect to S. As a consequence, the smallest one $F^u(S_i^o) = \min_{S_i}\{F^u(S_i^o \mid S_i)\}$ during the greedy procedure ensures that

$$F^u(S_i^o) \geq F_{\mathcal{R}}(S_i^o). \tag{18}$$

In addition, according to [35], we also have

$$F_{\mathcal{R}}(S_i) \geq \rho_b F^u(S_i^o) \tag{19}$$

where ρ_b is as defined in Algorithm 1. Putting (18) and (19) together yields

$$F_{\mathcal{R}}(S_i) \geq \rho_b F^u(S_i^o) \geq \rho_b F_{\mathcal{R}}(S_i^o). \tag{20}$$

Thus, when $|\mathcal{R}|$ is large, the approximation guarantee of S_i converges to ρ_b according to Equation (20).

To strike a balance between the quality of S_i and the number of RR-sets used to derive S_i, EPIC iterates in a careful manner as follows. In each iteration, it maintains two sets of random RR-sets $\mathcal{R}_1$ and $\mathcal{R}_2$ with $|\mathcal{R}_1| = |\mathcal{R}_2|$. It invokes MaxCover on $\mathcal{R}_1$ to identify a seed set S_i, and then utilizes $\mathcal{R}_2$ to test whether S_i provides a good approximation guarantee. Initially, the cardinalities of $\mathcal{R}_1$ and $\mathcal{R}_2$ are small constants determined by the parameter θ_0 in Line 5 in the first iteration of EPIC. Then, whenever EPIC finds that the quality of the seed set S_i generated in an iteration is not satisfactory, it doubles the sizes of $\mathcal{R}_1$ and $\mathcal{R}_2$. This process repeats until that a qualified solution is identified or the

sizes of $\mathcal{R}_1$ and $\mathcal{R}_2$ reach $2^{i_{\max}-1}\theta_0$ which exceeds the threshold $\frac{(2+2\varepsilon_a/3)n_i}{\varepsilon_a^2 b}\big(\ln\frac{2}{\delta_i}+\ln\binom{n_i}{b}\big)$ (Line 10).

As explained before, one of the main designing goals for EPIC is to achieve an expected approximation ratio of $\rho_b(1-\varepsilon_i)$. EPIC achieves this goal by a series of operations in each iteration, whose implications are briefly explained as follows.

In each iteration, EPIC first applies MaxCover on $\mathcal{R}_1$ (Line 8), which returns a seed set S_i and an upper bound $F^u(S_i^o)$ on $F_{\mathcal{R}_1}(S_i^o)$, i.e.,

$$F^u(S_i^o) \geq F_{\mathcal{R}_1}(S_i^o). \tag{21}$$

After that, EPIC uses $\mathcal{R}_2$ to estimate the expected spread of S_i (i.e., $\mathbb{E}[I_{G_i}(S_i)]$). Observe that $|\mathcal{R}_2|F_{\mathcal{R}_2}(S_i)$ is a binomial random variable due to Equation (16). Accordingly, EPIC uses the Chernoff-like martingale concentration bound to set a threshold $F^l(S_i)$ (Line 9) such that

$$\mathbb{E}[n_i F_{\mathcal{R}_2}(S_i)] \geq n_i F^l(S_i) \tag{22}$$

should hold with high probability. Intuitively, Equation (22) implies that $n_i F^l(S_i)$ gives a sufficiently accurate lower bound on $\mathbb{E}[I_{G_i}(S_i)]$. After that, EPIC checks whether

$$F^l(S_i)/F^u(S_i^o) \geq \rho_b(1-\varepsilon_i') \tag{23}$$

holds in Line 10. Intuitively, if Equation (23) is true, then we know that $\mathbb{E}[n_i F_{\mathcal{R}_2}(S_i)]$ is no smaller than $\rho_b(1-\varepsilon_i')n_i F_{\mathcal{R}_1}(S_i^o)$ and it suffices to conclude our result by taking the expectation. Specifically, combining Equations (21)–(23) and taking the expectation with respect to the randomness of the algorithm, we can derive a quantitative relationship between $\mathbb{E}_\omega[\mathbb{E}[I_{G_i}(S_i)]]$ and $\mathrm{OPT}_b(G_i)$ when a seed set S_i is returned:

$$\begin{aligned}
&\mathbb{E}_\omega[\mathbb{E}[I_{G_i}(S_i)]]\\
&\geq \mathbb{E}_\omega[n_i F^l(S_i)] - \delta_i\rho_b(1-\varepsilon_i')n_i\\
&\geq \mathbb{E}_\omega[\rho_b(1-\varepsilon_i')n_i F^u(S_i^o)] - \delta_i\rho_b(1-\varepsilon_i')n_i\\
&\geq \mathbb{E}_\omega[\rho_b(1-\varepsilon_i')n_i F_{\mathcal{R}_1}(S_i^o)] - \delta_i\rho_b(1-\varepsilon_i')n_i\\
&= \rho_b(1-\varepsilon_i')\mathrm{OPT}_b(G_i) - \delta_i\rho_b(1-\varepsilon_i')n_i\\
&\geq \rho_b(1-\varepsilon_i')(1-\delta_i n_i/b)\mathrm{OPT}_b(G_i),
\end{aligned}$$

where the first inequality is due to the fact that (22) holds with high probability and $\delta_i\rho_b(1-\varepsilon_i')n_i$ is used to offset the failed scenario, and the equality is due to the martingale stopping theorem [26] (see details in Section 4.3). This proves the $\rho_b(1-\varepsilon_i)$ expected approximation ratio of $\mathbb{E}_\omega[\mathbb{E}[I_{G_i}(S_i)]]$ as $\varepsilon_i = \varepsilon_i' + (1-\varepsilon_i')\delta_i n_i/b$.

It is easy to see that the expected approximation guarantee of EPIC is better than those of vanilla IM algorithms, and thus instantiating AdaptGreedy using EPIC can lead to performance improvement for adaptive IM. Note that EPIC does not provide the worst-case approximation guarantee with high probability, as against the state-of-the-art IM algorithms. The reason behind is that $n_i F^u(S_i^o)$ is likely to be smaller than $\mathrm{OPT}_b(G_i)$ though $n_i F^u(S_i^o)$ is an upper bound on $n_i F_{\mathcal{R}_1}(S_i^o)$ as shown in (21).

4.3 Theoretical Analysis of EPIC

Based on the discussions in Section 4.2, we show the details of theoretical analysis of EPIC. We prove our main results for the expected approximation guarantee and the time complexity of EPIC as follows.

Expected Approximation Guarantee. We establish the expected approximation guarantee of EPIC in the following theorem.

Theorem 4 *For any G_i,* EPIC *returns a seed set S_i satisfying*

$$\mathbb{E}_\omega[\mathbb{E}[I_{G_i}(S_i)]] \geq \rho_b(1-\varepsilon_i)\mathrm{OPT}_b(G_i). \tag{24}$$

To prove Theorem 4, we first prove the following lemma.

Lemma 7 *Let $\varepsilon_a \in (0,1)$, $\delta_a \in (0,1)$, and*

$$\theta_{\max} = \frac{(2+2\varepsilon_a/3)n_i}{\varepsilon_a^2 b}\big(\ln\frac{1}{\delta_a}+\ln\binom{n_i}{b}\big). \tag{25}$$

If a set of random RR-sets $\mathcal{R}$ are generated such that $|\mathcal{R}| \geq \theta_{\max}$, then with probability at least $1-\delta_a$, the greedy algorithm returns a solution S_i satisfying

$$\mathbb{E}[I_{G_i}(S_i)] \geq \frac{\rho_b}{1+\varepsilon_a} n_i F_{\mathcal{R}}(S_i^o). \tag{26}$$

Proof (Lemma 7) According to Chernoff-like martingale concentration bound [41], for any S that is independent of $\mathcal{R}$, we have

$$\begin{aligned}
&\Pr\left[n_i F_{\mathcal{R}}(S) > (1+\varepsilon_a)\mathbb{E}[n_i F_{\mathcal{R}}(S)]\right]\\
&= \exp\left(-\frac{\varepsilon_a^2}{2+2\varepsilon_a/3}\cdot\frac{|\mathcal{R}|\cdot\mathbb{E}[n_i F_{\mathcal{R}}(S)]}{n_i}\right)\\
&\leq \delta_a/\binom{n_i}{b}.
\end{aligned}$$

By the union bound, S_i returned by the greedy algorithm satisfies

$$\Pr\left[n_i F_{\mathcal{R}}(S_i) > (1+\varepsilon_a)\mathbb{E}[n_i F_{\mathcal{R}}(S_i)]\right] \leq \delta_a. \tag{27}$$

On the other hand, due to the submodularity of $F_{\mathcal{R}}(\cdot)$, we have

$$F_{\mathcal{R}}(S_i) \geq \rho_b F_{\mathcal{R}}(S_i^o). \tag{28}$$

Combining (27) and (28) completes the proof. □

Next, we use the following martingale stopping theorem [26] to prove Theorem 4.

Definition 6 (Stopping Time [26]) A nonnegative, integer-valued random variable T is a stopping time for the sequence $\{Z_n, n \geq 0\}$ if the event $T = n$ depends only on the value of the random variables $Z_0, Z_1, \ldots, Z_n$.

Lemma 8 (Martingale Stopping Theorem [26]) *If $Z_0, Z_1, \ldots$ is a martingale with respect to $Y_1, Y_2, \ldots$ and if T is a stopping time for $Y_1, Y_2, \ldots$, then*

$$\mathbb{E}[Z_T] = \mathbb{E}[Z_0] \tag{29}$$

whenever one of the following holds:

- *the Z_i are bounded, so there is a constant c such that, for all i, $|Z_i| \leq c$;*
- *T is bounded;*
- *$\mathbb{E}[T] < \infty$, and there is a constant c such that $\mathbb{E}[|Z_{i+1} - Z_i| \mid Y_1, \ldots, Y_i] < c$.*

Proof (Theorem 4) Let $\mathcal{E}_1$ and $\mathcal{E}_2$ denote the following events:

$$\mathcal{E}_1(S_i)\colon \mathbb{E}[I_{G_i}(S_i)] \geq \rho_b(1-\varepsilon_i')n_i F_{\mathcal{R}_1}(S_i^o),$$
$$\mathcal{E}_2(S_i)\colon \mathbb{E}[I_{G_i}(S_i)] \geq n_i F^l(S_i).$$

Let T be the stopping time (i.e., the iteration in which EPIC returns S_i), which is bounded by $i_{\max}$. Let $\varepsilon_a = \varepsilon_i'/(1-\varepsilon_i')$ and $\delta_a = \delta_i/2$ for $\theta_{\max}$ defined in (25). When $T = i_{\max}$, it is easy to verify that $|\mathcal{R}_1| = 2^{i_{\max}-1}\theta_0 \geq \theta_{\max}$. Hence, by Lemma 7, we have

$$\Pr[(T = i_{\max}) \wedge \neg\mathcal{E}_1(S_i)] \leq \delta_i/2. \tag{30}$$

On the other hand, when $T = t < i_{\max}$, let $\mathcal{S}_t$ be the set of possible node sets selected by EPIC (but not necessarily returned), where each $S \in \mathcal{S}_t$ has a probability $\Pr[S]$ such that $\sum_{S\in\mathcal{S}_t}\Pr[S] = 1$. Then, we have

$$\begin{aligned}
&\Pr[(T=t)\wedge\neg\mathcal{E}_1(S_i)]\\
&\leq \Pr[(T=t)\wedge\neg\mathcal{E}_2(S_i)]\\
&\leq \sum_{S\in\mathcal{S}_t}\Pr[(T=t)\wedge\neg\mathcal{E}_2(S)]\cdot\Pr[S_i=S]\\
&\leq \sum_{S\in\mathcal{S}_t}\delta_i/(2i_{\max})\cdot\Pr[S_i=S]\\
&\leq \delta_i/(2i_{\max}),
\end{aligned}$$

where the first inequality is because if $\mathcal{E}_2$ happens then $\mathcal{E}_1$ must also happen, the second inequality is by the fact that only a subset of the node sets in $\mathcal{S}_t$ are returned, and the third inequality is obtained from [35] for any node set S that is independent of $\mathcal{R}_2$. As a consequence, by a union bound,

$$\Pr\Big[\bigvee_{t=1}^{i_{\max}-1}\Big((T=t)\wedge\neg\mathcal{E}_1(S_i)\Big)\Big] \leq \delta_i/2. \tag{31}$$

Combining Equations (30) and (31) shows that the event $\mathcal{E}_1(S_i)$ does not happen with probability at most δ_i no matter when the algorithm stops. Therefore, EPIC returns a random solution S_i satisfying $\mathbb{E}[I_{G_i}(S_i)] \geq \rho_b(1-\varepsilon_i')n_i F_{\mathcal{R}_1}(S_i^o)$ with at least $1-\delta_i$ probability. Thus, adding an additive factor of $\delta_i\rho_b(1-\varepsilon_i')n_i$ ensures that

$$\begin{aligned}
&\mathbb{E}_\omega[\mathbb{E}[I_{G_i}(S_i)]] + \delta_i\rho_b(1-\varepsilon_i')n_i\\
&\geq \rho_b(1-\varepsilon_i')\mathbb{E}_\omega[n_i F_{\mathcal{R}_1}(S_i^o)].
\end{aligned} \tag{32}$$

Subsequently, the main challenge lies in how we connect $n_i F_{\mathcal{R}_1}(S_i^o)$ with $\mathrm{OPT}_b(G_i)$. Note that $F_{\mathcal{R}_1}(S_i^o)$ is also a random variable with respect to $\mathcal{R}_1$. At the first glance, it seems that this analysis is difficult as the stopping time is a random variable. However, fortunately, by utilizing the martingale stopping theorem [26], we can bridge the gap between $n_i F_{\mathcal{R}_1}(S_i^o)$ and $\mathrm{OPT}_b(G_i)$ as follows.

Note that T is bounded within $i_{\max}$ so that it satisfies the condition of martingale stopping theorem as shown in Lemma 8. Thus, we have

$$\mathbb{E}_\omega[n_i F_{\mathcal{R}_1}(S_i^o)] - \mathrm{OPT}_b(G_i) = 0. \tag{33}$$

Combining Equations (32) and (33) yields:

$$\mathbb{E}_\omega[\mathbb{E}[I_{G_i}(S_i)]] \geq \rho_b(1-\varepsilon_i')(1-\delta_i n_i/b)\mathrm{OPT}_b(G_i). \tag{34}$$

By replacing $\varepsilon_i' = (b\varepsilon_i - \delta_i n_i)/(b - \delta_i n_i)$, we can immediately acquire Equation (24), by which we complete the proof of Theorem 4. □

Time Complexity. The expected time complexity of EPIC is given in the following theorem.

Theorem 5 *For any G_i, the expected time complexity of* EPIC *is $O((b\log n_i + \log\frac{1}{\varepsilon_i})(m_i+n_i)/\varepsilon_i^2)$, where n_i and m_i are the number of nodes and edges of G_i, respectively.*

Proof (Theorem 5) When we set the parameters $(\varepsilon_i', \delta_i)$ for OPIM-C [35], the expected time complexity of OPIM-C is

$$\begin{aligned}
&O\Big(\frac{m_i+n_i}{{\varepsilon_i'}^2}(b\log n_i + \log\frac{1}{\delta_i})\Big)\\
&= O\Big(\frac{m_i+n_i}{\varepsilon_i^2}(b\log n_i + \log\frac{1}{\varepsilon_i})\Big).
\end{aligned}$$

On the other hand, for any given $\mathcal{R}_1$ and $\mathcal{R}_2$, if OPIM-C stops, then EPIC must also stop. This implies that EPIC always finishes earlier than OPIM-C, which completes the proof. □

4.4 AdaptGreedy Instantiated with EPIC

In the following, we derive the approximation guarantees and time complexity of AdaptGreedy instantiated using EPIC.

Theorem 4 indicates that AdaptGreedy instantiated using EPIC with parameter ε_i achieves an expected approximation guarantee of at least $\rho_b(1-\varepsilon_i)$ in the i-th batch of seed selection. Immediately following by Theorem 3 and Theorem 5, we have the following theorem.

Theorem 6 *Suppose that we instantiate* AdaptGreedy *using* EPIC *with parameter ε_i for the i-th batch of seed selection, then* AdaptGreedy *achieves the expected approximation ratio of $1-\mathrm{e}^{\rho_b(\varepsilon-1)}$ where $\varepsilon = \frac{1}{r}\sum_{i=1}^{r}\varepsilon_i$, and takes an expected time complexity of $O(\sum_{i=1}^{r}(b\log n + \log\frac{1}{\varepsilon_i})(m+n)/\varepsilon_i^2)$.*

To achieve the expected approximation ratio of $1-\mathrm{e}^{\rho_b(\varepsilon-1)}$, instantiating AdaptGreedy using EPIC takes shorter running time compared with that of using the naive expected approximation guarantee of the existing IM algorithms. As discussed in Section 4.2, the intuition behind is that EPIC avoids the additional estimation error on $\mathrm{OPT}_b(G_i)$ which is considered by all the existing IM algorithms.

In addition, Theorem 3 indicates that AdaptGreedy instantiated using EPIC with parameter ε_i achieves the worst-case approximation ratio of $1-\mathrm{e}^{\rho_b(\varepsilon'-1)}$ with a probability of at least $1-\delta$, where $\varepsilon' = \frac{1}{r}\sum_{i=1}^{r}\varepsilon_i + \sqrt{1/(2r)\cdot\ln(1/\delta)}$. Therefore, to achieve a predefined worst-case approximation ratio of $1-\mathrm{e}^{\rho_b(\varepsilon-1)}$ with a probability of at least $1-\delta$, we may decrease the parameter ε_i in EPIC by an additive factor of $\sqrt{1/(2r)\cdot\ln(1/\delta)}$ for every i.

Theorem 7 *Suppose that we instantiate* AdaptGreedy *using* EPIC *with the parameters $\varepsilon_i' = \varepsilon_i - \sqrt{1/(2r)\cdot\ln(1/\delta)}$ in each batch where $\delta\in(0,1)$. Then,* AdaptGreedy *achieves the approximation ratio $1-\mathrm{e}^{\rho_b(\varepsilon-1)}$ with a probability of at least $1-\delta$ where $\varepsilon = \frac{1}{r}\sum_{i=1}^{r}\varepsilon_i$, and takes an expected time complexity of $O(\sum_{i=1}^{r}(b\log n + \log\frac{1}{\varepsilon_i'})(m+n)/\varepsilon_i'^2)$.*

Note that Theorem 7 requires that $\varepsilon_i' = \varepsilon_i - \sqrt{1/(2r)\cdot\ln(1/\delta)} > 0$. This implies that only when the number of batches r is sufficiently large, i.e., $r > \frac{\ln(1/\delta)}{2\varepsilon_i^2}$, there is a valid instantiation of AdaptGreedy to achieve a predefined worst-case approximation guarantee of $1-\mathrm{e}^{\rho_b(\varepsilon-1)}$ with probability at least $1-\delta$.

5 Misclaims in Previous Work [16, 32]

In this section, we revisit two of the latest work proposed to address the adaptive IM problem, i.e., our preliminary work [16] and Sun et al.'s work [32]. We aim to discuss potential issues and clarify some common misunderstandings towards this problem. Specifically, their algorithms are claimed to return a worst-case approximation guarantee with high probability. However, there exist potential theoretical issues in the analysis of the failure probability, which is elaborated as follows.

In [16] (Section 4.1), it is claimed that the overall failure probability of the i-th batch satisfies

$$\Pr\Big[\varepsilon_i < \sum_{G_1,\ldots,G_i}(\zeta_i\cdot\Pr[\zeta_i, G_1,\ldots,G_{i-1}])\Big] \le \delta_i.$$

Then, the failure probability of all r batches is bounded by a union bound of $\sum_{i=1}^{r}\delta_i$.

Similarly, in [32] (Theorem 5.5) it is claimed that the proposed algorithm AdaIMM achieves the worst-case approximation with $1-\frac{1}{n^l}$ probability where l is a constant. They first prove that the seed set S selected by AdaIMM returns an approximation with at least $1-1/(n^l\cdot r)$ probability for each batch. Sun et al. [32] thus claim that AdaIMM achieves the approximation ratio with at least $1-1/n^l$ probability by union bound.

The theoretical guarantees of these two papers are based on Theorem A.10 in [14]. Through a careful examination of the proof of Theorem A.10 in [14], we find that the essence is to bound the overall approximation guarantee for each batch, i.e., $X_i(\omega)\ge\rho_b(1-\varepsilon_i)$, where $X_i(\omega)$ represents the overall random approximation for the i-th batch of seed selection over all realizations, i.e.,

$$X_i(\omega) := \frac{\mathbb{E}_{G_i}\big[\rho_b(1-\zeta(\omega,G_i))\cdot\mathrm{OPT}_b(G_i)\big]}{\mathbb{E}_{G_i}\big[\mathrm{OPT}_b(G_i)\big]},$$

Since $X_i(\omega)$ is a random variable that is likely to be smaller than $\rho_b(1-\varepsilon_i)$, these two papers [16, 32] attempt to bound the probability of $X_i(\omega) < \rho_b(1-\varepsilon_i)$ as

$$\Pr[X_i(\omega) < \rho_b(1-\varepsilon_i)] \le \delta_i.$$

However, as long as there exists one realization such that the seed set S_i returned in the i-th batch does not meet the approximation of $\rho_b(1-\varepsilon_i)$, i.e., $\zeta(\omega,G_i) > \varepsilon_i$, it is possible that $X_i(\omega) < \rho_b(1-\varepsilon_i)$. On the other hand, there are exponential number $O(2^m)$ of realizations, where m is the number of edges in G. Thus, although it holds that $\Pr[\zeta(\omega,G_i) > \varepsilon_i] \le \delta_i$ under a given G_i, the probability of $X_i(\omega) < \rho_b(1-\varepsilon_i)$ can be as large as $O(2^m\cdot\delta_i)$ by the union bound. Therefore, it is intricate to bound $X_i(\omega)$, which indicates that

their claims on failure probability do not hold. In other words, Theorem 4 in [16] and Theorem 5.5 in [32] are invalid.

In this paper, we rectify the theoretical analysis of the worst-case approximation guarantee utilizing Azuma-Hoeffding inequality [26]. In particular, instead of bounding the probability of each individual $X_i(\omega) < \rho_b(1-\varepsilon_i)$, we directly bound the probability of $X(\omega) < \rho_b(1-\varepsilon)$, where $X(\omega) = \frac{1}{r}\sum_{i=1}^{r} X_i(\omega)$ and $\varepsilon = \frac{1}{r}\sum_{i=1}^{r}\varepsilon_i$, as $X(\omega)$ should be concentrated to its expectation $\mathbb{E}_\omega[X(\omega)]$ when r is sizable and $\mathbb{E}_\omega[X_i(\omega)] \geq \rho_b(1-\varepsilon_i)$ can be achieved by various non-adaptive IM algorithms.

6 Related Work

6.1 Comparison with Preliminary Version

Compared with our preliminary work [16], the current paper includes two major new contributions as follows.

First, we propose a randomized greedy policy that can provide strong theoretical guarantees for the general adaptive stochastic maximization problem, which may be of independent interest. This new solution can be adopted in many other settings apart from adaptive IM, e.g., active learning [11], active inspection [17], optimal information gathering [10], which are special cases of adaptive stochastic maximization. In particular, our proposed policy imposes far few constraints than Golovin and Krause's policy [14]. In fact, in some applications (e.g., adaptive IM), the requirement of Golovin and Krause's policy [14] is too stringent to construct such a policy whereas our proposed policy is easy to obtain. Moreover, we show that our policy can achieve a worst-case approximation guarantee with high probability, which uncovers some potential gaps in two recent studies [16, 32] and shed light on the future work of the adaptive IM problem.

Second, we improve the efficiency of algorithm EPIC (Section 4). In [16], EPIC is designed based on an idea similar to that of the SSA algorithm in [27]. However, SSA is rather inefficient when the input error parameter ε is small, as verified in [35]. Therefore, we redesigned EPIC based on the state-of-the-art method OPIM-C [35], which is far more efficient than SSA. Moreover, we optimize the estimation of the upper bound of OPT in EPIC based on *martingale stopping theorem* [26], which boosts the performance of AdaptGreedy noticeably.

6.2 Non-Adaptive Influence Maximization

The IM problem under the non-adaptive setting has been extensively studied. The seminal work of Kempe et al. [21] shows that there is a $1 - 1/\mathrm{e} - \varepsilon$ approximation guarantee for the non-adaptive IM problem, and it proposes a monte carlo simulation algorithm to achieve this approximation ratio with high time complexity. After that, a lot of studies have appeared to improve Kempe et al.'s work in terms of time efficiency, especially for some applications [24, 25] that require efficient algorithms to identify the top-k influential set in large graphs. Among these works, Borgs et al. [3] propose the RR-set sampling method for influence spread estimation, and several later studies [27, 35, 40, 41] use this method to find more efficient algorithms for the IM problem. Moreover, the RR-set sampling method is extensively adopted in other variants of IM, e.g., profit maximization [33, 37, 38] that optimizes a profit metric naturally combining the benefit and cost of influence spread. However, all these studies concentrate on the non-adaptive IM problem (or its variants), and hence their approximation guarantees do not hold for the adaptive IM problem.

6.3 Adaptive Influence Maximization

Compared with the studies on non-adaptive IM, the studies on adaptive IM are relatively few. Golovin et al. [14] derive a $(1 - 1/\mathrm{e})$-approximation ratio under the case that only one seed node can be selected in each batch. The feedback model they consider is the same as the one described in this paper, which they call the *full-adoption feedback* model. In their arXiv version, they also mention another feedback model called *myopic feedback* model, where the feedback of a selected seed node only includes the directed neighbors activated by the seed, but does not include further activated nodes in the cascade process. They show that under the IC model full-adoption feedback is adaptive submodular but myopic feedback is not adaptive submodular. In addition, Yuan and Tang [44] propose a generalized feedback model, called *partial feedback* model, under which the objective is not adaptive submodular either. Chen et al. [9], Tang et al. [39], Huang et al. [20], Vaswani and Lakshmanan [42] study adaptive seed selection under the case that more than one seed nodes can be selected in each batch. Nevertheless, Chen et al. [9] and Tang et al. [39] aim to minimize the cost of the selected seeds under the constraint that the influence spread is larger than a given threshold while Huang et al. [20] target at maximizing the profit (i.e.,

revenue of influence spread less the cost of seed selection), which are different goals from ours. Vaswani and Lakshmanan [42] derive an approximation guarantee $1 - \exp\left(-\frac{(1-1/\mathrm{e})^2}{\eta}\right)$ for certain $\eta > 1$. Unfortunately, none of the studies listed above provide a practical algorithm to achieve the claimed approximation ratios. More specifically, Golovin et al. [14] and Chen et al. [9] assume that the expected influence spread can be exactly computed in polynomial time (which is not true due to [6]), while Vaswani and Lakshmanan [42] did not provide a method to bound the key parameter η appearing in their approximation ratio. Sun et al. [32] study the Multi-Round Influence Maximization (MRIM) problem under the multi-round triggering model, where influence propagates in multiple rounds independently from possibly different seed sets. In our adaptive IM problem, we consider a natural diffusion model that the realization of influence propagation is identical for all batches/rounds. Meanwhile, as we discussed, our analyses of approximation guarantees uncover some potential gaps in [32].

More recently, there are a few studies on the *adaptivity gap*, the ratio between the optimal adaptive solution versus the optimal non-adaptive solution, in the context of adaptive influence maximization. Peng and Chen [30] show a constant adaptivity gap for adaptive influence maximization under the IC model with myopic feedback, and using this result to further show that the adaptive greedy algorithm achieves a constant approximation even though the model is not adaptive submodular. They also show in another paper [4] the constant upper and lower bounds for the adaptivity gap in the IC model with full-adoption feedback for several special classes of graphs, but the adaptivity gap for the general graphs remains open. Chen et al. [8] define the greedy adaptivity gap as the ratio between the adaptive greedy solution versus the non-adaptive greedy solution, and provide upper/lower bounds for the greedy adaptivity gap under certain influence propagation models. These studies on the adaptivity gap demonstrate the power and limitation of adaptivity in influence maximization and are complementary to our study on efficient algorithms for adaptive influence maximization.

We also note that Seeman et al. [31], Horel et al. [18] and Badanidiyuru et al. [2] consider an influence maximization problem called "adaptive seeding", but with totally different implications from ours. More specifically, they assume that the seed nodes can be selected in two stages. In the first stage, a set S can be selected from a given node set $S' \subseteq V$. In the second stage, another seed set S^+ can be selected from the influenced neighboring nodes of S. The goal of their problem is to maximize the expected influence spread of S^+, under the constraint that the total number of nodes in $S \cup S^+$ is no more than k. However, both the problem model and the optimization goal of these studies are very different from ours, and hence their methods cannot be applied to our problem.

Table 2 Dataset details. ($\mathrm{K} = 10^3, \mathrm{M} = 10^6$)

Dataset	n	m	Type	Avg. deg
NetHEPT	15.2K	31.4K	undirected	4.18
Epinions	132K	841K	directed	13.4
DBLP	655K	1.99M	undirected	6.08
LiveJournal	4.85M	69.0M	directed	28.5
Orkut	3.07M	117M	undirected	76.2

7 Performance Evaluation

In this section, we evaluate the performance of our proposed approach with extensive experiments. The goal of our experiments is to measure the efficiency and effectiveness of AdaptGreedy using real social networks. All of our experiments are conducted on a Linux machine with an Intel Xeon 2.6GHz CPU and 64GB RAM.

7.1 Experimental Setting

Datasets. We use five real datasets in our experiments, i.e., NetHEPT, Epinions, DBLP, LiveJournal, and Orkut as summarized by Table 2. NetHEPT is obtained from [5], representing the academic collaboration networks in "High Energy Physics-Theory" area. The rest four datasets are available from [22]. Among them, Orkut contains millions of nodes and edges. We randomly generate 20 realizations for each dataset, and then report the average performance for each algorithm on those 20 realizations.

Algorithms. We evaluate four adaptive algorithms, i.e., EptAIM, WstAIM, EptAIM-N, and FixAIM and two state-of-the-art non-adaptive algorithms, i.e., IMM [41] and D-SSA [27]. EptAIM is the algorithm we instantiate AdaptGreedy with EPIC to achieve an expected approximation ratio of $1 - \mathrm{e}^{\rho_b(\varepsilon-1)}$ where $\rho_b = 1 - (1 - 1/b)^b$ and b is the batch size. WstAIM is the same implementation as EptAIM but with well-calibrated parameters to acquire a worst-case approximation ratio of $1 - \mathrm{e}^{\rho_b(\varepsilon-1)}$ with high probability. Recall that obtaining the worst-case approximation needs a more demanding requirement than the expected approximation, pointed out in Theorem 7. EptAIM-N is a naive instantiation of AdaptGreedy instantiated using the existing non-adaptive algorithm OPIM-

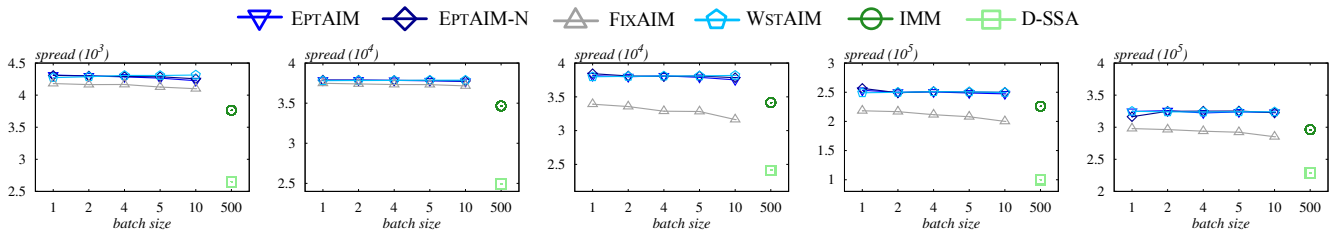

(a) NetHEPT (b) Epinions (c) DBLP (d) LiveJournal (e) Orkut

Fig. 3 Spread vs. batch size.

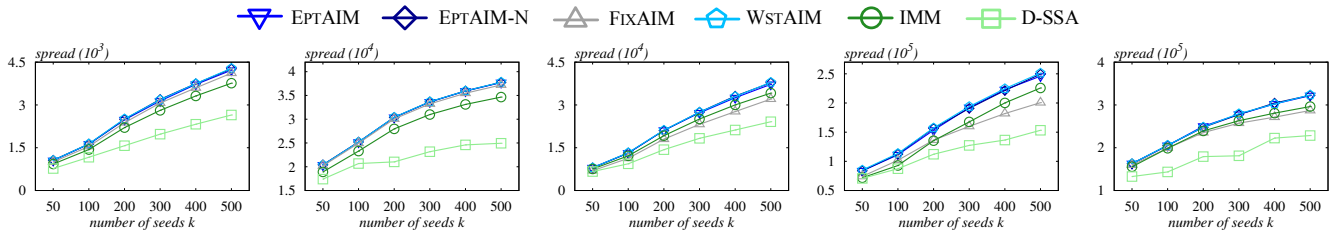

(a) NetHEPT (b) Epinions (c) DBLP (d) LiveJournal (e) Orkut

Fig. 4 Spread vs. seed size.

C [35] directly, as introduced in Section 4.1. In addition, EptAIM-N fixes the issues of AdaptIM-1 [16] so that it provides the correct expected approximation ratio of $1 - e^{\rho_b(\varepsilon-1)}$. By including EptAIM-N, we could evaluate the performance improvement of EptAIM against EptAIM-N. FixAIM is a variant of EptAIM that uses a fixed number of samples for each batch of seed selection. Note that FixAIM is a heuristic algorithm, which does not provide any theoretical guarantees. The purpose of FixAIM is to provide some insights on the effect of sample size on the performance of adaptive algorithms.

We also test two state-of-the-art non-adaptive IM algorithms (i.e., IMM [41] and D-SSA [27]) in our experiments. The purpose of using D-SSA and IMM in our experiments is to measure the influence spread increase achieved by the adaptive IM algorithms compared with the non-adaptive IM algorithms.

Parameter Settings. We use the popular independent cascade (IC) model [21] in our experiments. Following a large body of existing work on influence maximization [21, 27, 35, 40, 41], we set the propagation probability of each edge (u, v) to $\frac{1}{d_{\text{in}}(v)}$, where $d_{\text{in}}(v)$ is the in-degree of node v.

We set $\varepsilon = 0.5$ for the three adaptive algorithms and two non-adaptive algorithms for fair comparison and approximation errors $\varepsilon_1 = \cdots = \varepsilon_r = \varepsilon$ for the three adaptive algorithms. Meanwhile, we set the failure probability of $\delta = 1/n$ for WstAIM, IMM, and D-SSA. For FixAIM, we generate 10K RR-sets for each batch of seed selection.

Recall that we need to select k nodes in r batches in adaptive IM, where $b = k/r$ nodes are selected in each batch. To see how the performance of our algorithms is affected by input parameters k, b and r, we set these parameters according to the *b-setting* and *k-setting* explained as follows. Under the *b-setting*, we fix $k = 500$ and vary b such that $b \in \{1, 2, 4, 5, 10, 500\}$. Under the *k-setting*, we fix $r = 50$ and vary k such that $k \in \{50, 100, 200, \cdots, 500\}$.

7.2 Comparison of Influence Spread

In this section, we study the influence spread for all tested algorithms, as shown in Fig. 3 and Fig. 4. In order to gain a comprehensive understanding about the efficacy of the tested algorithms, we measure their influence spreads achieved by varying the number of seed nodes k and the batch size b.

Fig. 3 reports the influence spread obtained with 500 seed nodes selected through different numbers of batches on the four datasets. In general, the spreads acquired by EptAIM, WstAIM, and EptAIM-N are comparable to each other but notably larger than the spreads of the baselines, including the heuristic adaptive algorithm, i.e., FixAIM, and two non-adaptive algorithms, i.e., IMM and D-SSA. In particular, WstAIM, IMM and D-SSA achieve the worst-case approximation guarantee, while WstAIM obtains around 12% and 60% more spread than IMM and D-SSA do in average, respectively. On the one hand, this can be explained by the advantage of adaptivity over non-adaptivity that adaptive algorithms could make

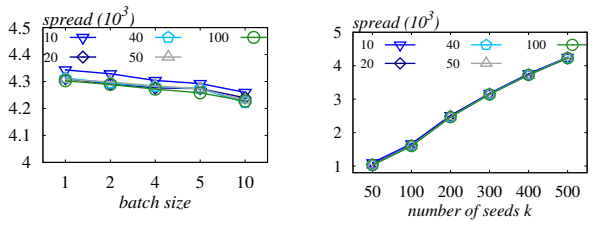

(a) Spread vs. batch size (b) Spread vs. seed size

Fig. 5 Spread in different realization number on NetHEPT.

smarter decisions based on the feedback from previous batches. On the other hand, the considerable discrepancy on the spread of D-SSA exposes that D-SSA sacrifices its effectiveness badly for the sake of high efficiency (referring to its running time, as shown in Fig. 6 and Fig. 7). As with FixAIM, it achieves the smallest spreads among the four adaptive algorithms, with around 10% less in average. In particular, FixAIM obtains even smaller spreads than the non-adaptive algorithm IMM on the three largest datasets, as shown in Fig. 3. This fact suggests that 10K samples are insufficient to provide good performance.

Fig. 4 shows the results of influence spreads with various number of seed nodes. We observe that (i) the spreads grow with the number of seed nodes k as expected, (ii) our three adaptive algorithms achieve similar amount of spreads and outperform the heuristic adaptive algorithm FixAIM under the same k and b setting, which is consistent with the results in Fig. 3, and (iii) the percentage increase of spreads obtained by the adaptive algorithms over the spreads of IMM is around 10% in average. This spread improvement is quite promising considering the large number of users in social networks. Meanwhile, it further confirms the superiority of adaptive algorithms on influence maximization.

Fig. 5 reports the average spread of our proposed EptAIM algorithm under different number of realizations, including $\{10, 20, 40, 50, 100\}$, on the NetHEPT dataset. As shown, the average spreads of EptAIM in various numbers of realizations are well-converged, especially under the *k-setting*. These results support the reliability of the results obtained through 20 random realizations.

7.3 Comparison of Running Time

In this section, we investigate the efficiency of all tested algorithms under various seed node numbers k and batch sizes b.

The settings of Fig. 6 and Fig. 7 follow the settings of Fig. 3 and Fig. 4, respectively. In particular, Fig. 6 reports the running time with $k = 500$ and various b values under the four datasets. We observe that among the four adaptive algorithms, FixAIM surpasses the other three adaptive algorithms significantly as expected, and can even beat the non-adaptive algorithm IMM in some circumstances. This is because FixAIM generates a small number of samples (i.e., 10K) for each batch. In addition, EptAIM dominates the other two adaptive algorithms on all datasets with a non-negligible advantage. Specifically, the performance gap between EptAIM and WstAIM tends to enlarge along the increase of the batch size b. This expanding gap is due to that (i) to maintain the same approximation ratio, WstAIM needs to compensate for an extra factor $\sqrt{1/(2r) \cdot \ln(1/\delta)}$ on approximation error for each batch, as explained in Theorem 7, and (ii) when the seed number k is fixed, this compensation factor gets larger since the batch number $r = k/b$ gets smaller. Note that EptAIM-N runs slower than EptAIM for all cases on the four datasets. When batch size $b = 1$, the efficiency gap can be up to 3 times, which demonstrates the speed improvement of our optimization in EptAIM. One interesting observation is that WstAIM has a slightly edge over EptAIM-N when the batch size $b \leq 5$.

Another noticeable observation is that the running time increases along the decrease of batch size b. There are two main reasons. First, when the batch size b becomes smaller, the marginal spread drops significantly. To maintain the same approximation, more samples are generated, which incurs considerable overhead. Second, when the number of seeds k is fixed, larger b value means smaller value of r. As mentioned, RR-sets are regenerated for each batch, and thus, a fewer number of batches leads to less sampling overhead.

Fig. 7 plots the running time when both seed number k and batch size b vary while the batch number is fixed to $r = 50$. Again, FixAIM runs faster than the other three adaptive algorithms, and IMM for some cases. We also observe that the running time of FixAIM remains approximately constant, since its running time is roughly linear in the number of rounds r which is a constant, i.e., $r = 50$. In addition, we can see that EptAIM outperforms the other two adaptive algorithms with around 1.5–3 times speedup. Second, under this setting, the running time of WstAIM is comparable with that of EptAIM-N. Observe that the running time of the adaptive algorithms does not fluctuate as much as that in Fig. 6 when the seed size k changes. This observation demonstrates that adaptive

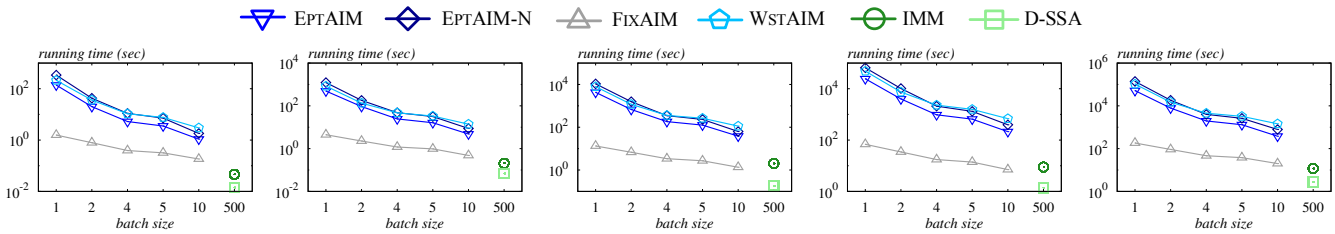

(a) NetHEPT (b) Epinions (c) DBLP (d) LiveJournal (e) Orkut

Fig. 6 Running time vs. batch size.

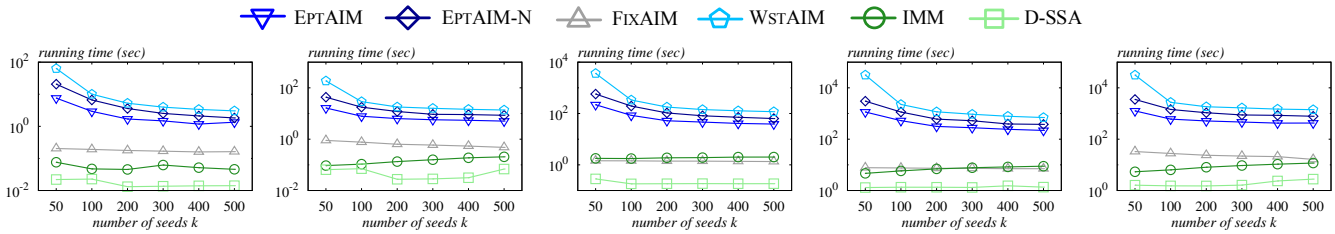

(a) NetHEPT (b) Epinions (c) DBLP (d) LiveJournal (e) Orkut

Fig. 7 Running time vs. seed size.

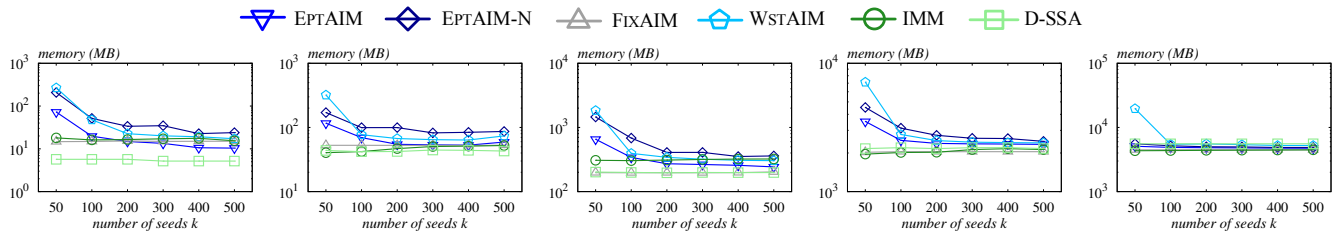

(a) NetHEPT (b) Epinions (c) DBLP (d) LiveJournal (e) Orkut

Fig. 8 Memory consumption vs. seed size.

algorithms are more sensitive to the value of batch r than the seed size k.

Note that the two non-adaptive algorithms dominate the three adaptive algorithms in efficiency, as expected. This is because non-adaptive algorithms can be seen as special adaptive algorithms with just running in one batch, which avoids enormous sampling time.

8 Comparison of Memory Consumption

Fig. 8 presents the memory consumptions of the tested algorithms. As shown, FixAIM and two non-adaptive algorithms, i.e., IMM and D-SSA, use the least memory, which remains nearly constant along with the seed size k. The other three adaptive algorithms, i.e., EptAIM, EptAIM-N, and WstAIM, consume relatively larger memory, especially for $k = 50$, in which case the batch size $b = 1$. Among them, WstAIM needs the most memory. Observe that the memory consumptions of the adaptive algorithms approach to those of the non-adaptive algorithms when the seed size k increases. To explain, the batch size b increases along with the seed size k, which indicates that less samples would be generated for each batch of seed selection for OPIM-C [35] based adaptive algorithms. Meanwhile, adaptive algorithms would remove all samples generated in previous batches, which could save memory significantly. Note that all memory consumptions are close on the Orkut dataset, since the memory taken up to store the graph itself dominates the whole memory usage.

9 Conclusion and Future Work

We have studied the adaptive Influence Maximization (IM) problem, where the seed nodes can be selected in multiple batches to maximize their influence spread. We have proposed the first practical algorithm to address the adaptive IM problem that achieves both time efficiency and provable approximation guarantee. Specifically, our approach is based on a novel AdaptGreedy framework instantiated by a new non-adaptive IM algorithm EPIC, which has a provable *expected* approximation guarantee for non-adaptive IM. Meanwhile, we have clarified some existing misunderstandings in two

recent work towards the adaptive IM problem and laid solid foundations for further study. Our solution to the adaptive influence maximization is based on our general solution to the adaptive stochastic maximization problem with a randomized approximation algorithm at every adaptive greedy step, and this general solution could be useful to many other settings besides adaptive influence maximization. We have also conducted extensive experiments using real social networks to evaluate the performance of our algorithms, and the experimental results strongly corroborate the superiorities and effectiveness of our approach.

For future work, we aim to devise new algorithms that could reuse the samples generated in previous batches to further boost the efficiency. Specifically, for unbiased spread estimation in each batch of seed selection, our current algorithms generate sufficient number of RR-sets by abandoning all samples generated in previous batches. The reason behind is that reusing the "old" samples generated in previous batches could incur bias for spread estimation, which will affect seed selection. To tackle this issue, we aim to develop new techniques to fix or bound the bias by sample reuse, which is expected to boost the efficiency remarkably.

Acknowledgements This research is supported by Singapore National Research Foundation under grant NRF-RSS2016-004, by Singapore Ministry of Education Academic Research Fund Tier 1 under grant MOE2017-T1-002-024, by Singapore Ministry of Education Academic Research Fund Tier 2 under grant MOE2015-T2-2-069, by National University of Singapore under an SUG, by National Natural Science Foundation of China under grant No.61772491 and No.61472460, and by Natural Science Foundation of Jiangsu Province under grant No.BK20161256.

References

1. Arora A, Galhotra S, Ranu S (2017) Debunking the myths of influence maximization: An in-depth benchmarking study. In: Proc. ACM SIGMOD, pp 651–666
2. Badanidiyuru A, Papadimitriou C, Rubinstein A, Seeman L, Singer Y (2016) Locally adaptive optimization: Adaptive seeding for monotone submodular functions. In: Proc. SODA, pp 414–429
3. Borgs C, Brautbar M, Chayes J, Lucier B (2014) Maximizing social influence in nearly optimal time. In: Proc. SODA, pp 946–957
4. Chen W, Peng B (2019) On adaptivity gaps of influence maximization under the independent cascade model with full adoption feedback. In: Proc. ISAAC, pp 24:1–24:19
5. Chen W, Wang Y, Yang S (2009) Efficient influence maximization in social networks. In: Proce. ACM KDD, pp 199–208
6. Chen W, Wang C, Wang Y (2010) Scalable influence maximization for prevalent viral marketing in large-scale social networks. In: Proc. ACM KDD, pp 1029–1038
7. Chen W, Yuan Y, Zhang L (2010) Scalable influence maximization in social networks under the linear threshold model. In: Proc. IEEE ICDM, pp 88–97
8. Chen W, Peng B, Schoenebeck G, Tao B (2020) Adaptive greedy versus non-adaptive greedy for influence maximization. In: Proc. AAAI
9. Chen Y, Krause A (2013) Near-optimal batch mode active learning and adaptive submodular optimization. In: Proc. ICML, pp 160–168
10. Chen Y, Hassani SH, Karbasi A, Krause A (2015) Sequential information maximization: When is greedy near-optimal? In: Proc. COLT, pp 338–363
11. Cuong NV, Lee WS, Ye N, Chai KMA, Chieu HL (2013) Active learning for probabilistic hypotheses using the maximum gibbs error criterion. In: Proc. NeurIPS, pp 1457–1465
12. Feige U (1998) A threshold of $\ln n$ for approximating set cover. Journal of the ACM 45(4):634–652
13. Galhotra S, Arora A, Roy S (2016) Holistic influence maximization: Combining scalability and efficiency with opinion-aware models. In: Proc. ACM SIGMOD, pp 743–758
14. Golovin D, Krause A (2011) Adaptive submodularity: Theory and applications in active learning and stochastic optimization. Journal of Artificial Intelligence Research 42(1):427–486
15. Goyal A, Lu W, Lakshmanan LVS (2011) SIMPATH: an efficient algorithm for influence maximization under the linear threshold model. In: Proc. IEEE ICDM, pp 211–220
16. Han K, Huang K, Xiao X, Tang J, Sun A, Tang X (2018) Efficient algorithms for adaptive influence maximization. Proc VLDB Endowment 11(9):1029–1040
17. Hollinger GA, Englot B, Hover FS, Mitra U, Sukhatme GS (2013) Active planning for underwater inspection and the benefit of adaptivity. The International Journal of Robotics Research 32(1):3–18
18. Horel T, Singer Y (2015) Scalable methods for adaptively seeding a social network. In: Proc. WWW, pp 441–451
19. Huang K, Wang S, Bevilacqua G, Xiao X, Lakshmanan LVS (2017) Revisiting the stop-and-stare algorithms for influence maximization. Proc VLDB Endowment 10(9):913–924

20. Huang K, Tang J, Xiao X, Sun A, Lim A (2020) Efficient approximation algorithms for adaptive target profit maximization. In: Proc. IEEE ICDE
21. Kempe D, Kleinberg J, Tardos E (2003) Maximizing the spread of influence through a social network. In: Proc. ACM KDD, pp 137–146
22. Leskovec J, Krevl A (2014) SNAP Datasets: Stanford large network dataset collection. `http://snap.stanford.edu/data`
23. Leskovec J, Krause A, Guestrin C, Faloutsos C, VanBriesen JM, Glance NS (2007) Cost-effective outbreak detection in networks. In: Proc. ACM KDD, pp 420–429
24. Li R, Qin L, Yu JX, Mao R (2017) Finding influential communities in massive networks. VLDB Journal 26(6):751–776
25. Lin C, Lu J, Wei Z, Wang J, Xiao X (2018) Optimal algorithms for selecting top-k combinations of attributes: Theory and applications. VLDB Journal 27(1):27–52
26. Mitzenmacher M, Upfal E (2005) Probability and Computing: Randomized Algorithms and Probabilistic Analysis. Cambridge University Press
27. Nguyen HT, Thai MT, Dinh TN (2016) Stop-and-stare: Optimal sampling algorithms for viral marketing in billion-scale networks. In: Proc. ACM SIGMOD, pp 695–710
28. Ohsaka N, Akiba T, Yoshida Y, Kawarabayashi K (2014) Fast and accurate influence maximization on large networks with pruned monte-carlo simulations. In: Proc. AAAI, pp 138–144
29. Ohsaka N, Sonobe T, Fujita S, Kawarabayashi K (2017) Coarsening massive influence networks for scalable diffusion analysis. In: Proc. ACM SIGMOD, pp 635–650
30. Peng B, Chen W (2019) Adaptive influence maximization with myopic feedback. In: Proc. NeurIPS, pp 5575–5584
31. Seeman L, Singer Y (2013) Adaptive seeding in social networks. In: Proc. IEEE FOCS, pp 459–468
32. Sun L, Huang W, Yu PS, Chen W (2018) Multi-round influence maximization. In: Proc. ACM KDD, pp 2249–2258
33. Tang J, Tang X, Yuan J (2016) Profit maximization for viral marketing in online social networks. In: Proc. IEEE ICNP, pp 1–10
34. Tang J, Tang X, Yuan J (2017) Influence maximization meets efficiency and effectiveness: A hop-based approach. In: Proc. IEEE/ACM ASONAM, pp 64–71
35. Tang J, Tang X, Xiao X, Yuan J (2018) Online processing algorithms for influence maximization. In: Proc. ACM SIGMOD, pp 991–1005
36. Tang J, Tang X, Yuan J (2018) An efficient and effective hop-based approach for inluence maximization in social networks. Social Network Analysis and Mining 8(10)
37. Tang J, Tang X, Yuan J (2018) Profit maximization for viral marketing in online social networks: Algorithms and analysis. IEEE Transactions on Knowledge and Data Engineering 30(6):1095–1108
38. Tang J, Tang X, Yuan J (2018) Towards profit maximization for online social network providers. In: Proc. IEEE INFOCOM, pp 1178–1186
39. Tang J, Huang K, Xiao X, Lakshmanan LV, Tang X, Sun A, Lim A (2019) Efficient approximation algorithms for adaptive seed minimization. In: Proc. ACM SIGMOD, pp 1096–1113
40. Tang Y, Xiao X, Shi Y (2014) Influence maximization: Near-optimal time complexity meets practical efficiency. In: Proc. ACM SIGMOD, pp 75–86
41. Tang Y, Shi Y, Xiao X (2015) Influence maximization in near-linear time: A martingale approach. In: Proc. ACM SIGMOD, pp 1539–1554
42. Vaswani S, Lakshmanan LVS (2016) Adaptive influence maximization in social networks: Why commit when you can adapt? arXiv preprint, `https://arxiv.org/abs/1604.08171`
43. Yadav A, Chan H, Xin Jiang A, Xu H, Rice E, Tambe M (2016) Using social networks to aid homeless shelters: Dynamic influence maximization under uncertainty. In: Proc. AAMAS, pp 740–748
44. Yuan J, Tang S (2017) No time to observe: Adaptive influence maximization with partial feedback. In: Proc. IJCAI, pp 3908–3914