

# The Blob: provable incompressibility and traceability in the whitebox model

Boris Škorić, Wil Michiels

**Abstract**—We introduce a scheme for distributing and storing software with cryptographic functionality in the whitebox attacker model. Our scheme satisfies two relevant properties: incompressibility and traceability. The main idea is to store a large amount of random data (a ‘blob’), some of which will be randomly sampled in the future to serve as key material, and some of which serves as a watermark. We study two variants: with and without re-use of key material. For both variants we analyse how many decryptions can be performed with the blob, taking into account collusion attacks against the watermark. Our results show that application of blob schemes in the context of pay-TV is feasible.

**Index Terms**—Big key cryptography, data exfiltration, watermarking.

## I. INTRODUCTION

### A. Traceable big keys

The use of extremely large cryptographic keys (“Big-Key Cryptography”, BKC) [14], [13], [10], [3] has been studied as a countermeasure against key exfiltration from infected devices. If the adversary’s bandwidth is limited, an assumption known as the Bounded Retrieval Model, BKC ensures that the exfiltrated material will be smaller than a whole key and hence insufficient to perform cryptographic operations. Another security measure that consumes large amounts of memory is *White-Box Cryptography* (WBC or ‘whitebox’) [1], [11], [12], the art of obfuscating a symmetric encryption/decryption executable such that the key is difficult to extract. The difference between these two techniques is that a WBC executable contains a short key (e.g. a single AES key) in a blown-up form, whereas in BKC the key itself is very large.

In this paper we consider BKC in combination with *traceability*. A group of users receive software that contains exactly the same decryption functionality but which is differently watermarked for each user. If a user leaks his software, the origin of the leak can be traced. As example use cases for this kind of group functionality with software traceability one can think of (a) protection of pay-TV keys, many of which are shared by multiple customers; and (b) anonymous credentials, where only group membership is verified without revealing a person’s identity.

These scenarios of course do not require Big-Key Cryptography. In pay-TV WBC has been deployed [11], which is also well suited to watermark-based tracing. Anonymous credentials systems have been constructed using *group signatures* [4], [6], [8]; tracing of leaked credentials is easy since the users’ keys are different. BKC however, when used properly, has interesting advantages over these solutions. For instance, in

typical group signatures the crypto and the tracing are not post-quantum secure. In contrast, we will present a BKC tracing scheme that is *information-theoretically secure*, and it is easy to make the decryption post-quantum secure. Furthermore, in WBC one of the principal properties looked after is incompressibility: it should be infeasible to compress the obfuscated block cipher executable. Most whitebox techniques are either completely broken or are known to be vulnerable to attacks inspired by side channel analysis [2], [5]. On top of that, whitebox traceability is no stronger than its incompressibility. In contrast, the incompressibility of BKC is information-theoretic.

In this paper we present and analyse a BKC scheme with traceability based on a binary Tardos code. We focus on a pay-TV use case.

### B. Related work

#### Big-Key Cryptography.

Over the last two decades various schemes have been developed to protect against exfiltration of data in general [14] and keys in particular [13], [10], [3]. The Bounded Retrieval Model (BRM) assumes that the total amount of data that the attacker can exfiltrate is limited. Under the BRM assumption security is provided by working with keys and data structures whose size exceeds this limit. To avoid paying a speed penalty on top of the memory cost, cryptographic operations are then based on (pseudo)randomly chosen subkeys instead of the whole key. Using extractors it is then possible to derive keys that are uniform even to an attacker who has observed parts of the big key [3]. We will not go to this level of sophistication but simply count how many key bits are known to the adversary. An important difference between our paper and [3] is that we don’t work in the BRM. In our case the adversary’s strategy is dictated not by the wish to extricate exactly the right data but by the necessity to stay untraceable.

#### Broadcast encryption.

The aim of *broadcast encryption* is to send different data to different recipients over a broadcast channel. One example is customers of a pay-TV operator who have different subscriptions, i.e. get access to a different subset of TV channels. A possible solution is to encrypt the transmissions according to a so-called *revocation tree* [15], [19]. The customers are the leaves of the tree. Each node of the tree has a node key associated with it. Each customer has a decoder device which comprises a number of node keys, for instance those lying on the path from the leaf to the root. By appropriately encrypting a message with a specific subset of the node keys

and broadcasting the ciphertexts, the operator can specify in a fine-grained way which leaves are able to recover the plaintext. In this way the operator can handle not only multiple subscription types but also revocation of customers who have misbehaved. Revocation trees are well suited for ‘static’ use cases, i.e. situations where the device keys cannot easily be replaced. In more dynamic environments broadcast encryption can be achieved without revocation trees.

In the pay-TV setting different forms of unauthorized redistribution (‘piracy’) exist. One method is for the attackers to publish node keys from decoder devices. As long as these keys are from nodes close to the root, they are present in many decoders and hence they do not help the operator to pinpoint who the pirates are. After this kind of key compromise, the operator can recover by using node keys closer to the leaves; the compromised keys may even be refreshed in such a way that only authorized users receive the replacement keys. Depending on the position of the leaked keys in the tree, the recovery may take a lot of bandwidth.

A second form of piracy is the re-broadcasting of decrypted content. Here the countermeasure is *content watermarking*. The operator puts different watermarks into the content streams, which then get encrypted with different node keys; in this way it becomes visible from the pirate stream which decryption key was employed by the attackers. For the operator this kind of tracing is expensive in terms of bandwidth, since multiple instances of the same content have to be broadcasted simultaneously. The practical solution is to send a single stream most of the time, and only occasionally duplicate a small piece of the stream; a ‘0’ watermark is sent to one subset of the customers and a ‘1’ watermark to the rest. By varying the composition of the customer subset for each duplicated piece, the operator can zoom in on individual leaf keys. When only one compromised decoder box is used in the re-broadcasting attack, the watermarking technique allows the operator to identify the pirate relatively quickly. When the keys from  $c$  boxes are combined (a *collusion*), the required number of steps scales as  $c^2$  [21]. Special codes have been developed that resist collusion attacks, in particular a class of bias-based codes commonly known as Tardos codes [21]. For an overview we refer to [22]. Tardos codes have been proposed to watermark large data structures in the context of combined client-side watermarking and decryption (‘fingercasting’) [16]. In this paper we will focus on a broadcast encryption scenario that requires a revocation tree, and we propose to use a Tardos code to watermark a BKC implementation of the top-level node keys.

#### White-Box Cryptography.

The term ‘white-box attacks’ refers to attacks where the adversary observes all details of a program’s execution. The aim of WBC is to create executables with cryptographic functionality in such a way that several security properties are satisfied even in the white-box attacker model. Obfuscation techniques typically result in very large executables, which are called White-Box Implementations (WBIs) [11], [12]. One of the desirable security properties is *incompressibility*: even if it is not possible to prevent the attacker from running a copy of the executable on another device, it should at least not be

too easy for the adversary to create a version of the attacked WBI that is significantly smaller than the WBI.<sup>1</sup>

A second desirable property is *traceability* [18]. Consider a key that multiple parties possess, e.g. a node key as described above. If the individual WBIs of the node key are differently *watermarked*, then a leaked node key can be traced. However, if the WBI is compressible then the watermark can be destroyed with high probability.

WBIs are often made under the constraint that the cryptographic functionality of the WBI must equal that of a standardised block cipher, e.g. DES or AES. Such a constraint usually comes from regulations or compatibility requirements. Published white-boxing techniques that obfuscate a block cipher do not provide provable incompressibility.

#### Anonymous credentials.

In a group *signature* scheme, the enrolled parties receive credentials (signing keys) which differ from each other but which allow each party to sign data in such a way that the signature does not reveal which member of the group created the signature. Schemes with short signatures have been obtained [6], [8] using bilinear maps. Typically there is a mechanism by which the anonymity can be revoked, either by the group ‘manager’ or collectively by the members [9] via some threshold mechanism. This revocation occurs when a group member has misbehaved in some way, and is based on the signature(s) without access to the credential itself. For the purpose of the current paper the privacy revocation mechanism is not relevant; instead we care about *the credential itself* being (i) exfiltrated by an attacker or (ii) widely shared by the group member. Furthermore, in the context of group signatures there is the concept of collusion resistance, meaning that a collusion of group members should not be able to create a signature that implicates another member. This is a different concept from the collusion-resistant watermarking that we will use.

Finally, we use the term ‘anonymous credential’ for anything that allows a user to prove group membership, regardless of the technique; in our BKC scheme the user demonstrates his ability to decrypt a (symmetric-crypto) ciphertext.

#### Comparison to related work.

Summarised very briefly, this paper differs from related work as follows.

<i>Compared to ...</i>	<i>our scheme has ...</i>
Big Key Crypto	tracing
whitebox	provable incompressibility and tracing; no speed penalty on decryption
revocation trees	tracing of high-level node keys; defense against exfiltration
group signatures	post-quantum security of the crypto; unconditionally secure tracing; defense against exfiltration

#### C. Contributions and outline

We propose a very simple BKC scheme that has incompressibility and traceability in the white-box attacker model. We

<sup>1</sup> An extreme case is e.g. a WBI that implements AES-encryption / decryption; if the attacker learns the key, the WBI can be compressed to 128 bits.

construct a decryption algorithm based on a large lookup table (a *blob*) whose entries are randomly probed to provide key material. Interspersed with the functional entries there are entries that contain tracing data. The blobs belonging to different users contain exactly the same functional entries but different tracing entries.

The blob is incompressible because all of its functional entries may be used in the future, and the attacker cannot predict the access sequence. The blob is traceable because the attacker cannot sufficiently distinguish between functional entries and tracing entries. Furthermore, a Tardos code is applied to ensure collusion resistance.

We have two versions of our scheme: (i) single use of blob entries, i.e. an entry gets discarded after it has been used; (ii) multiple use. Both versions are easy to analyse with basic combinatorics. An important design parameter is the width (in bits) of each blob entry; this influences the number of entries that need to be addressed in order to build one decryption key. As a figure of merit we use the number of times ' $n_{\max}$ ' that a blob can be probed before the colluders have enough information to create an untraceable pirated blob.

- In Section III we give a step-by-step description of the *single-use* variant, and we analyse its properties. It turns out that it is optimal to split each key into individual bits, which are picked from different locations in the blob. Furthermore, we find that the figure of merit  $n_{\max}$  depends on the number of colluders only weakly.
- In Section IV we introduce and analyse the *multiple-use* scheme variant. Here the optimal width of blob entries equals the key size, i.e. keys are not split up. We find that the  $n_{\max}$  quickly degrades with increasing number of colluders.
- We observe a cross-over as a function of the coalition size: When the number of colluders is small, the multiple-use scheme performs best, whereas the single-use scheme is best in the case of large coalitions. This is illustrated in Fig.1 below.

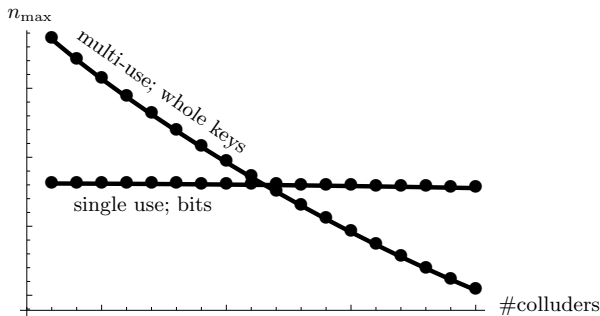


Fig. 1. Artist impression of the crossover between the two types of blob scheme. (See Fig.7 for actual numbers.) The graph plots the maximum number of blob uses as a function of the number of colluders. Shown is the single-use scheme with blob entries that are single bits, and the multi-use scheme with blob entries that are full keys (128 bits).

In the context of content distribution, our scheme may be applied to watermark a number of high-level node keys in the revocation tree. This has the advantage that node key

publishing attacks, which are especially powerful for those high-level nodes, get thwarted. In Section V we show that the typical parameters in pay-TV (e.g. number of users, key refresh rate) are consistent with the use of a blob scheme.

Compared to Whitebox watermarking, the advantage of a blob scheme is information-theoretic security of the tracing. Furthermore a blob scheme has provable (information-theoretic) incompressibility.

In the context of anonymous credentials, a blob scheme can be used to mimic the effect of group signatures. The ability to perform a *symmetric* decryption replaces the ability to create an *asymmetric* group signature. The advantages of a blob are (i) post-quantum security of the crypto; (ii) unconditional security of the tracing. A disadvantage is of course the size of the software.

## II. PRELIMINARIES

### A. Notation and terminology

We use the notation  $[N]$  for  $\{1, \dots, N\}$ . We write sets in calligraphic font. For a vector  $v$  and a set  $\mathcal{A}$ , the vector  $v_{\mathcal{A}}$  is defined as  $(v_j)_{j \in \mathcal{A}}$ . For vectors  $v$  and  $w$ , the vector  $v_w$  is defined as  $(v_{w_1}, v_{w_2}, \dots)$ . An erasure symbol (empty output) is written as  $\perp$ . The falling factorial is denoted as  $(x)_k = \frac{x!}{(x-k)!}$ . Stirling numbers of the second kind are denoted as  $\left\{ \begin{smallmatrix} n \\ k \end{smallmatrix} \right\}$ , with the property  $x^n = \sum_{k=0}^n \left\{ \begin{smallmatrix} n \\ k \end{smallmatrix} \right\} (x)_k$ . The number  $\left\{ \begin{smallmatrix} n \\ k \end{smallmatrix} \right\}$  counts how many ways there are to partition the integer  $n$  into  $k$  (unlabeled) nonzero parts.

We will consider a broadcasting context with an Operator who manages all the keys and prepares all encryptions, and which is also the party that performs the tracing. The number of users is  $U$ . The users are labeled  $1, \dots, U$ . The coalition (set of colluders) is  $\mathcal{C} \subset [U]$ , with  $|\mathcal{C}| = c$ .

In broadcast encryption the content is encrypted with a *content key* that is occasionally refreshed. The broadcast contains special parts called *control messages* that allow each authorized user to obtain the content key.

We define the function BinoTail as the probability mass in the right tail of a binomial distribution,  $\text{BinoTail}(\ell, a, p) \stackrel{\text{def}}{=} \sum_{j=a}^{\ell} \binom{\ell}{j} p^j (1-p)^{\ell-j}$ . The inverse function with respect to the third argument is denoted as  $\text{InvBinoTail}$ .

### B. Tardos codes

The study of collusion-resistant codes has resulted in a good understanding of fingerprinting capacities and in efficient codes that approach capacity. For the purposes of this paper it suffices to quote one result from the literature, namely the sufficient code length for tracing at least one member of the attacking coalition.

The watermark is abstractly modelled as a string of watermark symbols from some alphabet, embedded in various 'positions' in the content. An *undetectable position* is defined as a position where all colluders receive the same symbol. Collusion attacks are often modelled using the Marking Assumption (MA) [7]: in undetectable positions the colluders are allowed to output only the symbol that they have observed. Let  $P_{FP}$  be the overall probability that a false accusation occurs

in the tracing procedure. When binary codes are used, the sufficient code length as a function of  $c, U, P_{FP}$  is given by

$$L_{MA,suff}^{binary}(c, U, P_{FP}) \approx \frac{\pi^2}{2} c^2 \ln \frac{U}{P_{FP}}. \quad (1)$$

In this paper we restrict ourselves to binary codes because a larger alphabet would open up powerful attack avenues and/or make the blob scheme less efficient.<sup>2</sup>

If the Marking Assumption is relaxed a bit, by allowing erasures  $\perp$  in a fraction  $\varepsilon$  of all undetectable positions, then the code length (1) increases by a factor  $(1 - \varepsilon)^{-2}$  [23].

### III. BLOB SCHEME WITHOUT RE-USE OF ENTRIES

#### A. Scheme description

The general idea of our scheme is that the decryption-enabling data structure consists of a large (pseudo)random data ‘blob’, with tracing information inserted at positions that are known only to the Operator. Let  $N$  be the number of data entries in the blob  $B$ . We write  $B = (B_i)_{i=1}^N$ , with  $B_i \in \{0, 1\}^w$ . The size of the blob (in bits) is denoted as  $M$ ,

$$M = Nw. \quad (2)$$

A  $k$ -bit decryption key is obtained by collecting data from  $\ell$  positions in the blob,

$$k = \ell w. \quad (3)$$

In one extreme case  $w = 1$  and  $\ell = k$ , i.e. an entry is a single bit. In another extreme case  $w = k$  and  $\ell = 1$ , i.e. each blob entry is an entire key. The set of tracing positions is  $\mathcal{T} \subset [N]$ , with  $|\mathcal{T}| = t$ . In the positions  $\mathcal{T}$  the Operator implements a binary Tardos code; for  $j \in \mathcal{T}$  only two different values  $B_j^{(0)}, B_j^{(1)} \in \{0, 1\}^w$  can be handed out to the users.

Below we outline the essence of the scheme. The approach works for any symmetric<sup>3</sup> decryption algorithm, and therefore we do not specify the cipher.

#### Initialisation

The Operator (pseudo)randomly generates  $\mathcal{T}$  and  $B_{[N] \setminus \mathcal{T}}$ . This data is the same for all users. For each user  $u$  individually he inserts tracing information  $z^{(u)}$  in  $(B_j)_{j \in \mathcal{T}}$ . The personalised blob  $B^{(u)}$  is given to user  $u$ . The operator remembers  $z^{(u)}$  for all  $u \in [U]$ , and  $\mathcal{T}$  and  $B_{[N] \setminus \mathcal{T}}$ . The Operator initializes a set  $\mathcal{V}$  to the empty set,  $\mathcal{V} = \emptyset$ . The purpose of this set is to keep track which blob entries have been used up.

#### Encryption

The Operator (pseudo)randomly generates a vector  $L = (L_1, \dots, L_\ell) \in ([N] \setminus (\mathcal{T} \cup \mathcal{V}))^\ell$ . It must hold that  $L_i \neq L_j$  for  $i \neq j$ . He encrypts the content using  $B_L$  as key material. He broadcasts the ciphertext and a compact description of  $L$  to all users. He updates  $\mathcal{V} \mapsto \mathcal{V} \cup \{L_1, \dots, L_\ell\}$ .

#### Decryption

All users receive the ciphertext and the description of  $L$ . User  $u$  decrypts the ciphertext using key material  $B_L^{(u)}$ .

<sup>2</sup> In detectable positions, the colluders have the option of creating random data, which (depending on the width of blob entries) may likely collide with existing watermark symbols. Such collisions are detrimental to tracing. Furthermore, for non-binary watermarking alphabet it becomes impossible to reduce the blob entry width to one bit.

<sup>3</sup> Or asymmetric. But then the advantage of post-quantum security may be lost.

The encryption and decryption phase are repeated many times before a new initialisation is required. Note that the users do not have to store  $\mathcal{V}$ ; only the operator does. The incompressibility is a consequence of the following facts,

- It takes many iterations before a user can guess  $\mathcal{T}$  with any accuracy.
- If user  $u$  publishes an edited blob  $\tilde{B}^{(u)}$  that contains a substantial part of  $B_{\mathcal{T}}^{(u)}$ , he is traceable. On the other hand, if he damages the non-tracing part of the blob, the published  $\tilde{B}^{(u)}$  will lose some of its decryption-enabling functionality.

#### Control messages

Broadcasting a description of  $L$  is potentially expensive in terms of bandwidth. In the worst case, the Operator draws  $\ell$  truly random pointers  $L_1, \dots, L_\ell$  under the constraint  $L_i \notin \mathcal{T} \cup \mathcal{V}$ ; then he has to broadcast  $L \log N$  bits. In the most optimistic case, the Operator generates  $L_1, \dots, L_\ell$  pseudorandomly from a single seed; then only the seed has to be broadcast. Note that in this approach the constraint  $\forall_{i \in [\ell]} L_i \notin \mathcal{T} \cup \mathcal{V}$  is not automatically satisfied. Multiple seed values have to be tried before the constraint is satisfied. Depending on  $\ell$  the trial-and-error procedure may be too cumbersome for the Operator, and it may be preferable to derive  $L$  from more than one seed.

$M$	Size of the blob, in bits.
$w$	Word size of the blob entries, in bits.
$N$	Number of blob entries. $M = Nw$ .
$B$	The Blob. $B = (B_i)_{i=1}^N$ , $B_i \in \{0, 1\}^w$ .
$t$	Number of blob entries used for tracing.
$\mathcal{T}$	The set of indices where $B$ contains tracing information.
$k$	Key size in bits.
$\ell$	Number of blob entries needed to build a key. $k = \ell w$ .
$\mathcal{V}$	Set of used blob indices.
$n$	Number of times the blob has been used.
$\varepsilon$	Fraction of data thrown away by the attackers.
$\varepsilon_*$	Threshold value for $\varepsilon$ .
$U$	Number of users.
$\mathcal{C}$	Coalition of users. $\mathcal{C} \subset [U]$ .
$c$	Size of the coalition.
$c_0$	Size of the coalition anticipated by the Operator.
$P_{FP}$	False Positive probability (false accusation).
$L_{suff}$	Sufficient code length for a binary Tardos code.
$k_0$	Key size considered ‘sufficiently difficult’ to brute-force.
$\gamma$	Tolerated prob. that pirated blob fails to provide next key.

#### B. Attack description

The coalition is a set  $\mathcal{C} \subset [U]$  of users, with  $|\mathcal{C}| = c$ . The output of the attack is denoted as  $y \in (\{0, 1\}^w \cup \perp)^N$ . The colluders compare their versions of the blob,  $(B^{(u)})_{u \in \mathcal{C}}$ . In some positions  $\mathcal{D} \subset [N]$  they notice a difference. These positions are called ‘detected’ positions. The set of detected symbols in position  $i$  is denoted as  $\mathcal{S}_i \subseteq \{0, 1\}^w$ . In any position the colluders are allowed to output any value in  $\{0, 1\}^w$  or an erasure.<sup>4</sup> For  $i \in \mathcal{T}$ , outputting  $y_i \notin \mathcal{S}_i$  carries some risk since it can happen that  $y_i$  is not in the (position-dependent) binary alphabet; such a ‘symbol error’ informs the Operator that the colluders have different data in position  $i$ , which helps him a lot. The probability of causing a Symbol

<sup>4</sup> This is very different from audio-video watermarking, where the attack must not cause perceivable glitches.

Error is  $\frac{2^w - 2}{2^w - |\mathcal{S}_i|}$ . Because of this risk to the colluders we will not consider random outputs.

We consider an attack that consists of two steps,

- 1) An ‘ordinary’ collusion attack on the unused part of the blob,  $[N] \setminus \mathcal{V}$ , under the Marking Assumption, resulting in a new blob  $\tilde{B}$  which may differ from the original ones only in the detected positions  $\mathcal{D}$ .
- 2) The colluders select a random subset  $\mathcal{E} \in ([N] \setminus \mathcal{V}) \setminus \mathcal{D}$  of size  $|\mathcal{E}| = \varepsilon(N - |\mathcal{V}| - |\mathcal{D}|)$ . The output of the attack equals  $\tilde{B}$  with the replacement  $\tilde{B}_j = \perp$  for all  $j \in \mathcal{E}$ .

The purpose of the second step is to reduce the traceability of the colluders in case the first step is not enough. (Note that we assume the system parameters  $t, L_{\text{suff}}$  to be publicly known in accordance with the Kerckhoffs principle. The colluders know exactly when they have achieved untraceability.) An unintended side effect, from the point of view of the attackers, is that they are destroying key material contained in  $B_{\mathcal{E}}$ .

### C. Analysis of the attack

Let  $n$  be the number of keys that have been used up. Then  $|\mathcal{V}| = n\ell$ . We introduce the notation  $k_0$  for the lowest key length that is considered ‘difficult’ to brute-force. Furthermore we introduce a parameter  $\gamma$  which represents a target probability for the attack to fail. We consider  $k_0, \gamma$  to be public, in accordance with the Kerckhoffs principle.

As the figure of merit for a scheme at fixed  $M, k, k_0, \ell, \gamma, L_{\text{suff}}$  we will use  $n_{\text{max}}$ . The  $n_{\text{max}}$  represents the number of blob uses before it becomes possible for the attackers to publish an untraceable pirate blob which allows for ‘easy’ brute-forcing of future keys (fewer than  $k_0$  bits) with probability  $\geq 1 - \gamma$ .

1) *Traceability*: The deletions in  $\mathcal{E}$  have the effect of erasing a fraction  $\approx \varepsilon$  of the *undetectable* positions in  $\mathcal{T}$ . This can be seen as a modification of the attacker model to incorporate noise. As mentioned in Section II-B, for this modified attacker model the required code length is increased by a factor  $(1 - \varepsilon)^{-2}$ . If  $(1 - \varepsilon)^{-2} > t/L_{\text{suff}}$  then the Operator no longer has control over the False Accusations; effectively the colluders are untraceable. The breakeven point lies at

$$\varepsilon_* = 1 - \sqrt{\frac{L_{\text{suff}}}{t}}. \quad (4)$$

If the traitor tracing scheme is chosen badly, then  $L_{\text{suff}}$  is large; then there is not much room in the blob for  $t$  to be much larger than  $L_{\text{suff}}$ , resulting in a small value of  $\varepsilon_*$ .

2) *Probability that the pirated blob fails to provide the next key*: Brute-forcing fails if at least  $\lceil k_0/w \rceil$  blob entries out of  $\ell$  are not available to the attackers. When a fraction  $\varepsilon_*$  of the functional entries is missing, the probability of this event is computed as a partial binomial sum as follows,

$$\begin{aligned} \Pr[\text{\#unavailable bits} \geq k_0] &= \sum_{a=\lceil k_0/w \rceil}^{\ell} \binom{\ell}{a} \varepsilon_*^a (1 - \varepsilon_*)^{\ell-a} \\ &= \text{BinoTail}(\ell, \lceil \frac{k_0}{w} \rceil, \varepsilon_*). \end{aligned} \quad (5)$$

A special case occurs for  $w \geq k_0$ : the attackers need all  $\ell$  chunks and (5) reduces to  $\Pr[\text{\#unavailable bits} \geq k_0] = 1 - (1 - \varepsilon_*)^{\ell}$ .

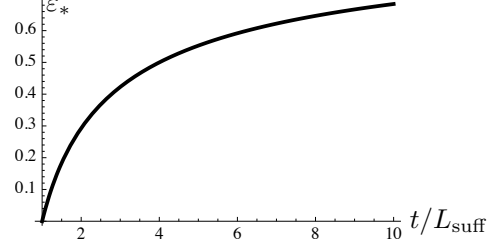


Fig. 2. Threshold value  $\varepsilon_*$  of the thrown-away fraction  $\varepsilon$  as a function of the number of tracing positions. In order for the pirates to remain undetected they have to set  $\varepsilon > \varepsilon_*$ .

The Operator is happy if the probability (5) exceeds the design parameter  $\gamma$ . At given  $k, k_0, \ell, \gamma$  the borderline case is setting  $t$  such that

$$\text{BinoTail}(\ell, \lceil \frac{k_0}{k} \ell \rceil, \varepsilon_*) = \gamma. \quad (6)$$

The  $t$  enters via  $\varepsilon_* = 1 - \sqrt{L_{\text{suff}}/t}$ .

$$t = L_{\text{suff}} \left[ 1 - \text{InvBinoTail}(\ell, \lceil \frac{k_0}{k} \ell \rceil, \gamma) \right]^{-2} \quad (7)$$

Note that (6) does not depend on  $M$  and  $n$ .

3) *Figure of merit*: The figure of merit  $n_{\text{max}}$  is easy to obtain as a function of  $M, k, k_0, \ell, \gamma, L_{\text{suff}}$ , since the attackers’ success probability does not actually depend on  $n$ . The  $n_{\text{max}}$  simply equals the total number of keys stored in the blob. However, this number depends on  $k, k_0, \ell, \gamma, L_{\text{suff}}$  nontrivially via the parameter  $t$ . On the one hand, the amount of key material contained in the blob (in bits) is  $M - tw$ . On the other hand, each blob use consumes  $k$  bits. The number of uses required to use up all key material is given by

$$\begin{aligned} n_{\text{max}}^{\text{single}}(M, k, k_0, \ell, \gamma, L_{\text{suff}}) &= \frac{M - tw}{k} = \frac{M}{k} - \frac{t}{\ell} \\ &= \frac{M}{k} - \frac{1}{\ell} L_{\text{suff}} \left[ 1 - \text{InvBinoTail}(\ell, \lceil \frac{k_0}{k} \ell \rceil, \gamma) \right]^{-2}. \end{aligned} \quad (8)$$

4) *Choosing the parameters*: The parameters  $M, k, k_0, \gamma, L_{\text{suff}}$  are usually given. That leaves  $\ell$  to be optimised. We observe (see Fig. 3) that it is advantageous to choose  $\ell$  as large as possible, i.e.  $\ell = k$ . This can be understood intuitively: Setting  $w = 1$  reduces the space occupied by a tracing entry to a single bit, which is especially important when the coalition is large. Eq. (8) is slightly simplified to

$$\begin{aligned} n_{\text{max}}^{\text{single}}(M, k, k_0, \ell = k, \gamma, L_{\text{suff}}) &= \frac{M}{k} - \frac{L_{\text{suff}}}{k} \left[ 1 - \text{InvBinoTail}(\ell, k_0, \gamma) \right]^{-2}. \end{aligned} \quad (9)$$

Fig. 4 shows an example of  $n_{\text{max}}$  (9) as a function of the coalition size  $c$ . We see that the reduction of  $n_{\text{max}}$  due to the increasing  $L_{\text{suff}}$  is rather mild.

## IV. A SCHEME WITH RE-USE OF BLOB ENTRIES

### A. Scheme description

#### Initialisation

The Operator (pseudo)randomly generates  $B_{[N] \setminus \mathcal{T}}$ . This data is the same for all users. For each user  $u$  individually he inserts

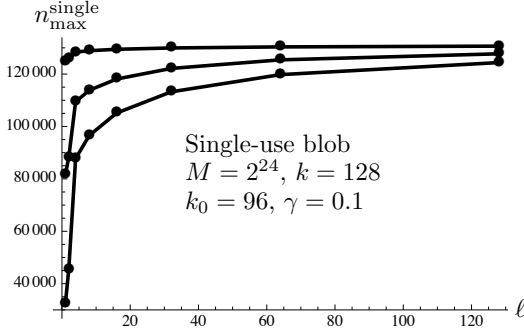


Fig. 3.  $n_{\max}^{\text{single}}$  (8) as a function of  $\ell$ , at  $M = 2^{24}$ ,  $k = 128$ ,  $k_0 = 96$ ,  $\gamma = 0.1$ . From top to bottom:  $L_{\text{suff}} = 5000, 40000, 80000$ .

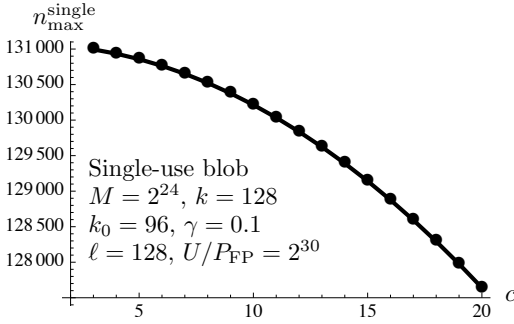


Fig. 4.  $n_{\max}^{\text{single}}$  with  $\ell = k$  (9) as a function of coalition size  $c$ , at  $M = 2^{24}$ ,  $k = 128$ ,  $k_0 = 96$ ,  $\gamma = 0.1$ . The  $L_{\text{suff}}$  is set according to (1), with  $U/P_{\text{FP}} = 2^{30}$ .

tracing information  $z^{(u)}$  in  $B$  at locations  $\mathcal{T}$ . Each user  $u$  receives a personalised blob  $B^{(u)}$ .

#### Encryption

The Operator (pseudo)randomly generates a vector  $L = (L_1, \dots, L_\ell) \in ([N] \setminus \mathcal{T})^\ell$ . (Note that for  $i \neq j$ , collisions  $L_i = L_j$  are allowed.) He encrypts the content using  $B_L$  as key material. He broadcasts the ciphertext and a compact description of  $L$  to all users.

#### Decryption

User  $u$  receives the ciphertext and the description of  $L$ . He decrypts the ciphertext using key material  $B_L^{(u)}$ .

#### B. Statistics of the number of visited positions

Let  $n$  be the number of times that a key is derived from the blob. Then  $r = n\ell$  is the number of times that a random index is drawn. Let  $V \in ([N] \setminus \mathcal{T})^r$  be the vector of drawn indices,  $V = (V_1, \dots, V_r)$ . Note that an index can occur in  $V$  multiple times. The attacker observes  $V$ . We denote set of indices contained in  $V$  as  $\mathcal{V}$ , with  $|\mathcal{V}| \leq r$ .

**Lemma 1:** Let  $s \leq r$ . The probability distribution for the size  $\mathcal{V}$  is given by

$$\Pr[|\mathcal{V}| = s] = \frac{(N-t)_s}{(N-t)^r} \left\{ \begin{matrix} r \\ s \end{matrix} \right\} = \frac{1}{(N-t)^r} \binom{N-t}{s} s! \left\{ \begin{matrix} r \\ s \end{matrix} \right\}. \quad (10)$$

**Proof:** The number of ways to choose  $s$  out of  $N-t$  positions, with ordering, is  $\binom{N-t}{s} s!$ ; the factor  $\left\{ \begin{matrix} r \\ s \end{matrix} \right\}$  is the number of partitions of  $r$  into  $s$  bins, such that no bin is left empty. One

has to divide by the total number of ways to draw a vector of  $r$  elements from  $[N] \setminus \mathcal{T}$ , namely  $(N-t)^r$ .  $\square$

**Lemma 2:** The expected number of visited positions after  $r$  steps is

$$\mathbb{E}_v |\mathcal{V}| = (N-t) \left[ 1 - \left( 1 - \frac{1}{N-t} \right)^r \right]. \quad (11)$$

**Proof:** From Lemma 1 we have  $\mathbb{E}_v |\mathcal{V}| = \sum_{s=0}^r \frac{(N-t)_s}{(N-t)^r} \left\{ \begin{matrix} r \\ s \end{matrix} \right\} s$ .

We write  $\left\{ \begin{matrix} r \\ s \end{matrix} \right\} s = \left\{ \begin{matrix} r+1 \\ s \end{matrix} \right\} - \left\{ \begin{matrix} r \\ s-1 \end{matrix} \right\}$ . This yields two summations. Both sums are evaluated using the sum rule  $\sum_{k=0}^n \left\{ \begin{matrix} n \\ k \end{matrix} \right\} (x)_k = x^n$ .

An alternative proof follows from counting non-visited positions. Each position in  $[N] \setminus \mathcal{T}$  has probability  $(1 - \frac{1}{N-t})^r$  of not being visited.  $\square$

#### C. Analysis of the attack

The attack is the same as in Section III-B. (Note that the attacker is now the only party that keeps track of  $\mathcal{V}$ .)

The relation between  $t$  and  $\varepsilon_*$  is the same as in Section III-C1. The main difference w.r.t. the single-use scheme is that the failure probability of the attackers now depends on  $n$ .

1) *Probability that the pirated blob fails to provide the next key:* The attackers randomly remove a fraction  $\varepsilon_*$  from  $[N] \setminus \mathcal{V}$ .

At fixed  $\mathcal{V}$ , the probability that a random blob index in  $[N] \setminus \mathcal{T}$  is not available in the pirated blob is given by

$$P_{\text{miss}} \stackrel{\text{def}}{=} \Pr[\text{entry unavailable} | \mathcal{V}] = \varepsilon_* \frac{N-t-|\mathcal{V}|}{N-t}. \quad (12)$$

Obviously, with increasing  $|\mathcal{V}|$  it becomes more likely that a random entry is available, since  $\mathcal{V}$  is fully kept in the pirated blob. From (12) we get a binomial tail expression for the probability that the number of unavailable entries is at least  $k_0/w$ , ensuring that brute forcing of the key is difficult,

$$\begin{aligned} P_{\text{fail}} &\stackrel{\text{def}}{=} \Pr[\# \text{unavail. entries} \geq \frac{k_0}{w}] \\ &= \mathbb{E}_{|\mathcal{V}|} \sum_{a=\lceil k_0/w \rceil}^{\ell} \binom{\ell}{a} P_{\text{miss}}^a (1 - P_{\text{miss}})^{\ell-a} \\ &= \mathbb{E}_{|\mathcal{V}|} \text{BinoTail}(\ell, \lceil k_0/w \rceil, P_{\text{miss}}). \end{aligned} \quad (13)$$

**Lemma 3:** Let  $\varepsilon_* \leq \frac{1}{\ell} \lceil \frac{k_0}{w} \rceil$ . Then

$$P_{\text{fail}} \geq \text{BinoTail}(\ell, \lceil k_0/w \rceil, \varepsilon_* (1 - \frac{1}{N-t})^{n\ell}). \quad (14)$$

**Proof:** The expression  $\text{BinoTail}(\ell, \lceil k_0/w \rceil, P)$  viewed as a function of  $P$  has a sigmoid shape, convex on  $P \leq \frac{1}{\ell} \lceil k_0/w \rceil \approx k_0/k$  and concave for larger  $P$ . Via (12) the condition  $\varepsilon_* \leq \frac{1}{\ell} \lceil \frac{k_0}{w} \rceil$  ensures that  $P_{\text{miss}}$  lies in the convex part. We then use Jensen's inequality to write  $\mathbb{E}_{|\mathcal{V}|} \text{BinoTail}(\ell, \lceil k_0/w \rceil, P_{\text{miss}}) \geq \text{BinoTail}(\ell, \lceil k_0/w \rceil, \mathbb{E}_{|\mathcal{V}|} P_{\text{miss}})$  and finally invoke Lemma 2.  $\square$

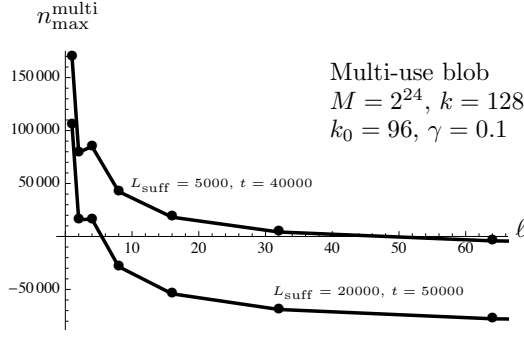


Fig. 5.  $n_{\max}^{\text{multi}}$  (16) as a function of  $\ell$ , at  $M = 2^{24}$ ,  $k = 128$ ,  $k_0 = 96$ ,  $\gamma = 0.1$ . Top curve:  $L_{\text{suff}} = 5000$ ,  $t = 40000$ . Bottom curve:  $L_{\text{suff}} = 20000$ ,  $t = 50000$ .

2) *Figure of merit  $n_{\max}$* : We will use the right hand side of (14) as an approximation for  $P_{\text{fail}}$ . For  $\varepsilon_* \leq \frac{1}{\ell} \lceil \frac{k_0}{w} \rceil$  we are then erring on the side of caution (Lemma 3). However, also for larger  $\varepsilon_*$  the approximation is not bad, since the distribution of  $|\mathcal{V}|$  becomes narrow asymptotically. The defining relation for the figure of merit  $n_{\max}$  becomes

$$\gamma = \text{BinoTail}(\ell, \lceil \ell \frac{k_0}{k} \rceil, \varepsilon_* [1 - \frac{1}{N-t}]^{n_{\max} \ell}), \quad (15)$$

i.e.  $n_{\max}$  is the value of  $n$  where  $P_{\text{fail}}$  dives below the acceptable failure rate  $\gamma$ . From (15) we isolate  $n_{\max}$ ,

$$\begin{aligned} n_{\max}^{\text{multi}}(M, k, k_0, \ell, \gamma, L_{\text{suff}}, t) &= \frac{\ln[\varepsilon_*/\text{InvBinoTail}(\ell, \lceil \ell \frac{k_0}{k} \rceil, \gamma)]}{-\ell \ln(1 - \frac{1}{N-t})} \\ &= \frac{\ln(1 - \sqrt{L_{\text{suff}}/t}) - \ln \text{InvBinoTail}(\ell, \lceil \ell \frac{k_0}{k} \rceil, \gamma)}{-\ell \ln(1 - \frac{1}{N-t})}. \end{aligned} \quad (16)$$

(Here  $N = M/w$ .) Expanding the logarithm in the denominator up to first order we get the approximation

$$\begin{aligned} n_{\max}^{\text{multi}}(M, k, k_0, \ell, \gamma, L_{\text{suff}}, t) &\approx \frac{N-t}{\ell} \ln \frac{1 - \sqrt{L_{\text{suff}}/t}}{\text{InvBinoTail}(\ell, \lceil \ell \frac{k_0}{k} \rceil, \gamma)} \\ &= (\frac{M}{k} - t) \ln \frac{1 - \sqrt{L_{\text{suff}}/t}}{\text{InvBinoTail}(\ell, \lceil \ell \frac{k_0}{k} \rceil, \gamma)} \end{aligned} \quad (17)$$

with relative error of order  $\frac{1}{N-t}$ . Comparing (17) to (8), we see that the re-use of blob entries gives rise to a logarithmic factor. Furthermore, the parameter  $t$  can be freely chosen in the re-use case, while it is fixed in the single-use case.

3) *Setting the parameters*: Again we consider the parameters  $M, k, k_0, \gamma, L_{\text{suff}}$  to be fixed. The task is to maximise  $n_{\max}^{\text{multi}}$  as a function of the still free parameters  $\ell$  and  $t$ . We observe (see Fig. 5) that the best results are obtained with  $\ell = 1$ . Note that large values of  $\ell$  can cause (16) to produce negative<sup>5</sup>  $n_{\max}$ , especially when the coalition is large. The intuitive explanation is that at large  $\ell$  the colluders quickly learn many functional indices; in contrast to the single-use case, this knowledge is helpful for them since it allows them to build a pirated blob

with many functional entries. In the special case  $\ell = 1$  the expression  $\text{BinoTail}(\ell, \lceil \ell k_0/k \rceil, P_{\text{miss}})$  reduces to  $P_{\text{miss}}$ , and the result for  $n_{\max}$  simplifies to

$$\begin{aligned} n_{\max}^{\text{multi}}(M, k, k_0, \ell = 1, \gamma, L_{\text{suff}}, t) &= \frac{\ln(1 - \sqrt{L_{\text{suff}}/t}) + \ln \frac{1}{\gamma}}{-\ln(1 - \frac{1}{M/k-t})} \end{aligned} \quad (18)$$

$$= \left[ \frac{M}{k} - t - \mathcal{O}(1) \right] \ln \frac{1 - \sqrt{L_{\text{suff}}/t}}{\gamma}. \quad (19)$$

Note that we have the constraint  $t > L_{\text{suff}}/(1 - \gamma)^2$ .

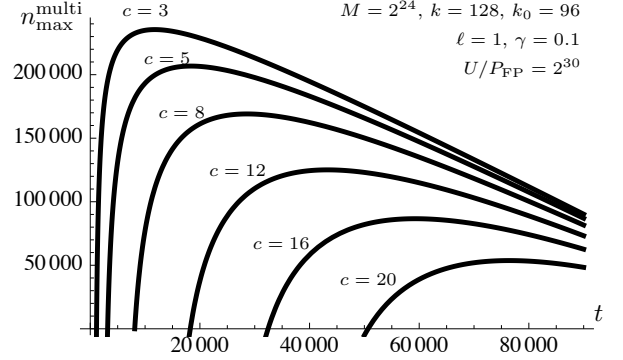


Fig. 6.  $n_{\max}^{\text{multi}}$  (18) as a function of  $t$ , at  $M = 2^{24}$ ,  $k = 128$ ,  $k_0 = 96$ ,  $\ell = 1$ ,  $\gamma = 0.1$  for various coalition sizes  $c$ . The  $L_{\text{suff}}$  is set according to (1), with  $U/P_{\text{FP}} = 2^{30}$ .

## V. OPTIMISATION FOR THE PAY-TV USE CASE

A consumer in a pay-TV system uses a decoder to access content. To prevent unauthorized access to the content, it is encrypted at the head-end system of the pay-TV provider before it is distributed to the decoders, and only authorized decoders are given access to the content decryption keys. A pay-TV system adopts a broadcast model for distributing the encrypted content and the associated key management messages, sending the same encrypted content and messages to all decoders. There is usually a limited amount of bandwidth available for distributing key management messages since the provider prefers to use as much as possible of the available bandwidth for distributing content. For this reason, a pay-TV security architecture typically contains keys that are shared between a number of decoders. For detailed information and a concrete example we refer to [17], [20], [24].

If a shared key is compromised from a decoder and re-distributed, then the provider wants to trace the decoder or decoders that have been compromised and revoke these decoders to halt the piracy. Our scheme may be applied to watermark a high-level node key (e.g. the root key) in a revocation tree as used in [20], [24], so that publishing this key becomes risky for pirates, even if they do a collusion attack on the watermark. The corresponding blob can be pre-distributed to each decoder during manufacturing.

Below we investigate the relation between the size of a blob and the maximum number of colluders that can be traced successfully. This number relates directly to the business case

<sup>5</sup> Erring on the side of safety too much in Lemma 3.

of the adversary. For example, if compromising the blob from the read-proof and tamper-resistant security chip in the decoder costs \$50,000 per chip (i.e. per decoder) and if the scheme is resistant against 8 colluders, then the costs of a corresponding attack that cannot be corrected by the provider “over-the-air” is at least \$450,000.

For a concrete example, we use the values in Table I. The number of blob uses assumes that the lifetime of a decoder is 7 years and that the key is updated every 30 minutes. Note that a large value of  $P_{FP}$  is allowed: the revocation of a decoder based on a false positive can easily be reversed if necessary, e.g. after receiving a service call from the corresponding customer.

In Fig. 7 we compare the figure of merit  $n_{\max}$  for the single-use and multi-use case using the numbers from Table I.

- We observe a crossover. For small coalitions the multi-use scheme performs better than the single-use scheme, whereas this is reversed for large coalitions. The crossover is understood as follows. On the one hand, re-using blob entries has the advantage that it allows, in principle, for a large  $n$ . On the other hand, re-use has the drawback that the attackers learn entries that they can incorporate into the pirated blob without fear of being traced. With increasing coalition size the drawback becomes more pronounced, since the ratio of functional entries versus tracing entries in the pirated blob increases. As we saw in Section III-C, the  $n_{\max}$  for the single-use scheme depends on  $c$  relatively weakly.
- The achievable  $n_{\max}$  is in line with the desired number of uses in the pay-TV context ( $\approx 1.2 \cdot 10^5$ ).

TABLE I  
Typical values for the parameters in pay-TV systems.

$M$	Size of the blob, in bits.	preferably $\leq 2^{24}$
$k$	Key size, in bits.	128
$k_0$	Key size difficult to brute force.	96
$n$	Number of blob uses.	preferably $\geq 7 \cdot 365 \cdot 24 \cdot 2 \approx 2^{17}$
$U$	Number of users.	$2^{20}$
$c_0$	Anticipated number of attackers.	preferably $\geq 8$
$P_{FP}$	False Positive probability.	$\leq 2^{-10}$
$L_{\text{suff}}$	Length of binary Tardos code.	$\geq 6.6 \cdot 10^3$

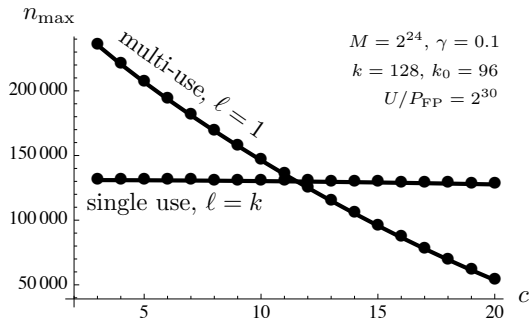


Fig. 7. Comparison of  $n_{\max}$  in the single-use and multi-use case. In the multi-use case the parameter  $t$  is set to its optimal value.  $M = 2^{24}$ ,  $k = 128$ ,  $k_0 = 96$ ,  $\gamma = 0.1$ . The  $L_{\text{suff}}$  is set according to (1), with  $U/P_{FP} = 2^{30}$ .

## VI. DISCUSSION

We have introduced and analysed two BKC schemes for symmetric decryption and traceability in the whitebox attacker model, focusing on pay-TV scenarios that involve keys shared by multiple customers. Compared to WBC, this approach has the advantage that incompressibility and traceability are achieved in an information-theoretically secure way. It may also be interesting to use our schemes instead of group signatures, as a difficult-to-extricate group credential with post-quantum security.

We have shown that blob schemes are feasible in the context of pay-TV. The parameter values are consistent with typical pay-TV requirements. For the single-use scheme with large  $\ell$ , special care must be taken to keep the control messages small. A blob scheme may be used as a way to watermark node keys close to the root, so that publishing such keys becomes risky for pirates, even if they do a collusion attack on the watermark.

Our schemes can be tweaked and adapted in various ways. There is a large space from which the design parameters  $M, k, k_0, \gamma, c_0$  can be chosen. We also mention that the parameter  $t$  (the number of tracing positions) can be kept secret. This would force the colluders to make worst-case assumptions and hence discard a larger fraction  $\varepsilon$  than if they had known  $t$ . Furthermore, it is possible to use *asymmetric* cryptography. Consider a set of position-dependent moduli  $N_i = p_i q_i$ , where the factorisation is known only to the Operator. The Operator broadcasts  $(i, N_i, a)$ , where  $i$  is a pointer to blob entry  $b_i$  and  $a$  is a number. The user computes the decryption key as  $a^{b_i \bmod N_i}$ . Watermarking is achieved by handing out to different users blob entries  $b_i$  that differ by an integer multiple of  $\varphi(N_i) = (p_i - 1)(q_i - 1)$ . In this way it becomes possible to watermark *functional* blob entries, i.e. *all* blob entries. We leave such schemes as a topic for future work.

## ACKNOWLEDGMENT

Part of this research was funded by NWO grant 14648.

## REFERENCES

- [1] CHES 2017 Capture the Flag Challenge – The WhibOx Contest. Accessed 9 April 2020, <https://whibox-contest.github.io/2017/>.
- [2] A. Amadori, W. Michiels, and P. Roelse. A DFA attack on white-box implementations of AES with external encodings. In *SAC 2019*, pages 591–617, 2019.
- [3] M. Bellare, D. Kane, and P. Rogaway. Big-key symmetric encryption: resisting key exfiltration. In *CRYPTO 2016*, pages 373–402. Springer, 2016.
- [4] M. Bellare, D. Micciancio, and B. Warinschi. Foundations of Group Signatures: Formal Definitions, Simplified Requirements, and a Construction Based on General Assumptions. In *EUROCRYPT 2003*, volume 2556 of *LNCS*, pages 614–629. Springer, 2003.
- [5] E. Alpirez Bock, J.W. Bos, C. Brzuska, C. Hubain, W. Michiels, C. Mune, E. Sanfelix Gonzalez, P. Teuwen, and A. Treff. White-box cryptography: Dont forget about grey-box attacks. *Journal of Cryptology*, 32(4):1095–1143, 2019.
- [6] D. Boneh, X. Boyen, and H. Shacham. Short group signatures. In *CRYPTO 2004*, volume 3152 of *LNCS*, pages 41–55. Springer, 2004.
- [7] D. Boneh and J. Shaw. Collusion-secure fingerprinting for digital data. *IEEE Transactions on Information Theory*, 44(5):1897–1905, 1998.
- [8] J. Camenisch, M. Drijvers, A. Lehmann, G. Neven, and P. Towa. Short threshold dynamic group signatures, 2020. <https://eprint.iacr.org/2020/016>.



- [9] S. Canard, B. Schoenmakers, M. Stam, and J. Traoré. List signature schemes. *Discrete Applied Mathematics*, 154(2):189–201, 2006.
- [10] D. Cash, Y.Z. Ding, Y. Dodis, W. Lee, R.J. Lipton, and S. Walfish. Intrusion-resilient key exchange in the bounded retrieval model. In *TCC 2007*, volume 4392 of *LNCS*, pages 479–498. Springer Heidelberg, 2007.
- [11] S. Chow, P.A. Eisen, H. Johnson, and P.C. van Oorschot. A white-box DES implementation for DRM applications. In *ACM CCS-9 Workshop DRM 2002*, volume 2696 of *LNCS*, pages 1–15. Springer, 2003.
- [12] S. Chow, P.A. Eisen, H. Johnson, and P.C. van Oorschot. White-box cryptography and an AES implementation. In *SAC 2002*, volume 2595 of *LNCS*, pages 250–270. Springer Heidelberg, 2003.
- [13] G. Di Crescenzo, R.J. Lipton, and S. Walfish. Perfectly secure password protocols in the bounded retrieval model. In *TCC 2006*, volume 3876 of *LNCS*, pages 225–244. Springer Heidelberg, 2006.
- [14] D. Dagon, W. Lee, and R.J. Lipton. Protecting secret data from insider attacks. In *FC 2005*, volume 3570 of *LNCS*, pages 16–30. Springer Heidelberg, 2005.
- [15] A. Fiat and M. Naor. Broadcast encryption. In *CRYPTO 1993*, volume 773 of *LNCS*, pages 480–491, 1993.
- [16] S. Katzenbeisser, B. Škorić, M. Celik, and A.-R. Sadeghi. Combining Tardos fingerprinting codes and Fingerprinting. In *Information Hiding 2007*, volume 4567/2008 of *LNCS*, pages 294–310. Springer, 2007.
- [17] B. Kirkels, M. Maas, and P. Roelse. A security architecture for pay-per-view business models in conditional access systems. In *Workshop on Digital Rights Management (DRM) 2007*, pages 1–9. ACM, 2007.
- [18] W. Michiels. Opportunities in white-box cryptography. *IEEE Security & Privacy*, 8(1):64–67, 2010.
- [19] D. Naro, M. Naor, and J. Lotspiech. Revocation and tracing schemes for stateless receivers. In *CRYPTO 2001*, volume 2139 of *LNCS*, pages 41–62, 2001.
- [20] P. Roelse. Dynamic subtree tracing and its application in pay-TV systems. *Int. J. Inf. Secur.*, 10(3):173–187, 2011.
- [21] G. Tardos. Optimal probabilistic fingerprint codes. In *ACM Symposium on Theory of Computing (STOC) 2003*, pages 116–125, 2003.
- [22] B. Škorić. Fingerprinting. In S. Katzenbeisser and F. Petitcolas, editors, *Information Hiding (2nd edition)*, chapter 7. Artech House, 2016.
- [23] B. Škorić, S. Katzenbeisser, H.G. Schaathun, and M.U. Celik. Tardos fingerprinting codes in the Combined Digit Model. *IEEE Transactions on Information Forensics and Security*, 6(3):906–919, 2011.
- [24] C.K. Wong, M. Gouda, and S. Lam. Secure group communications using key graphs. In *SIGCOMM'98*, pages 68–79. ACM, 1998.