

Reliable Time Prediction in the Markov Stochastic Block Model

Quentin Duchemin*

LAMA, Univ Gustave Eiffel, CNRS, Marne-la-Vallée, France.

quentin.duchemin@univ-eiffel.fr

Abstract

We introduce the Markov Stochastic Block Model (MSBM): an extension of the Stochastic Block Model where communities of the nodes are assigned through a Markovian dynamic. We show how MSBMs can be used to detect dependence structure in growing graphs and we provide methods to solve the so-called link prediction and collaborative filtering problems. We make our approaches robust with respect to the outputs of the clustering algorithm and we propose a model selection procedure. Our methods can be applied regardless of the algorithm used to recover communities in the network. In this paper, we use a recent SDP method to infer the hidden communities and we provide theoretical guarantees. In particular, we identify the relevant signal-to-noise ratio (SNR) in our framework and we prove that the misclassification error decays exponentially fast with respect to this SNR.

1 Introduction

1.1 Context

Large random graphs have been very popular in the last decade since they are powerful tools to model complex phenomena like interactions on social networks [37] or the spread of a disease [4]. In practical cases, detecting communities of well connected nodes in a graph is a major issue, motivating the study of the Stochastic Block Model (SBM). In this model, each node belongs to a particular community and edges are sampled independently according to a probability depending of the communities of the nodes. Aiming at progressively bridging the gap between models and reality, time evolving SBMs have been recently introduced. In [30], a Stochastic Block Temporal Model is considered where the temporal evolution is modeled through a discrete hidden Markov chain on the nodes membership and where the connection probabilities also evolve through time. In [32], connection probabilities between nodes are functions of time, considering a maximum number of nodes that can switch their communities between two consecutive time steps. Following the work of [24], [28] study the Degree Corrected Stochastic Block Model where the degree of the nodes can vary within the same community. They show that for the relatively sparse case (i.e. when the maximum expected node degree is of order $\log(n)$ or higher), the proportion of misclassified nodes tends to 0 with a probability that goes to 1 when the number of nodes n increases using spectral clustering. This result inspired the recent paper [25] which considers a Dynamic Stochastic Block Model where the communities can change with time. They provide direct connection between the density of the graph and its smoothness (which measures how much the graph changes with time). Several other dynamic variants of the SBM have been proposed so far like in [36] where the presence of an edge at the time step $t+1$ directly depends on its presence or absence at time t . The above mentioned works are mainly considering SBMs where membership of nodes or edges can evolve with time, but only few papers are interested in growth model for SBMs (meaning that the size of the graph increases along time) and we aim at filling this gap.

*This work was supported by grants from Région Ile-de-France.

1.2 Standard SBM and tools for community detection

Different recovery requirements have been studied in the SBM. Exact recovery defines the ability to recover the true partition of the nodes as the size of graph tends to $+\infty$ while weak recovery aims at asymptotically recovering correctly a fixed and a non trivial fraction of the partition of the nodes. The survey [1] gathers the state of the art methods to solve the community detection problem in the SBM which includes in particular belief propagation algorithms [3] or spectral methods [13]. Neural networks [34], Bayesian approaches [37] or Maximum Likelihood estimation [10] have also been proposed to address the community detection problem. Another powerful and popular tool is Semi-Definite Programming (SDP) which is known to have interesting robustness features [33], [16]. Recently, [19] proposed a SDP method to address community detection by solving a relaxed version of K -means. They get partial recovery bound with a misclassification error that decays exponentially fast with the signal-to-noise ratio. In our paper, we use their method to recover communities in MSBMs. Therefore, we present succinctly their approach in Section B.

1.3 Time prediction in SBMs

Time prediction in random graphs. Networks are nice structures to achieve prediction tasks. One of them is link prediction which consists in finding missing links or in inferring the interactions between nodes in the future. Such questions have gained a lot of interest in the recent years leading to both practical [5] and theoretical [6] works. Link prediction in community-based random graph models have already been studied such as in [8], but they do not consider temporal evolution in their model. Taking into account temporal aspects for link prediction as in [14], [9] is a very active research direction of great interest for applications. Another line of work is interested in reaching a better understanding of the reliability of the link prediction methods typically when we work with noisy observations [20], [17]. In our work, we follow both directions proposing reliable methods to solve link prediction tasks for networks with an underlying temporal dynamic.

Motivations. While previous works mainly consider a fixed number of nodes with an evolving graph where communities or connection probabilities can evolve, the MSBM is a growth model where a new node enters the graph at each time step and its community is drawn from a distribution depending only on the community of its predecessor. Our model could find interesting applications as in the study of bird migrations (see Section 6.3) where animals have regular seasonal movement between breeding and wintering grounds. Another possible application of our model is for recommendation systems. Suppose that we have access to the online purchases of some customers. We know for each of them the date and the product ID of each of their purchases. In Section C.3, we explain how our model can be used to address the following tasks. *i*) cluster the product IDs by category *ii*) learn the purchasing behavior of each customer *iii*) use this information to suggest relevant new products to each customer.

1.4 Contributions and Outline

Contributions. We show that the MSBM gives a convenient framework to extract reliable time information from the graph using any reasonable clustering algorithm. We propose a hypothesis test to distinguish between classical SBMs and MSBMs and we address link prediction and collaborative filtering problems. We show that the standard plug-in method is highly sensitive to clustering errors. This is the reason why we propose a reliable approach that takes into account potential errors in the estimated communities. To do so, we learn – using the Baum Welch algorithm – the probability that the clustering algorithm predicts community l for a node belonging to community k for any $k, l \in [K]$. Based on these quantities, we also propose a model selection procedure. In our simulations, we use the method from [19] to recover communities and as far as we know, we are the first to provide an implementation of their algorithm. From a theoretical point of view, we show that the misclassification error decays exponentially fast with respect to the signal-to-noise ratio (SNR) and we provide regimes where we can estimate consistently the parameters of our model.

Outline. In Section 2, we formally define SBMs and we introduce MSBMs. Furthermore, we establish a partial recovery bound and we show that we can consistently estimate the parameters of our model. Then come our three main contributions in Sections 3, 4 and 5 where we show how the MSBM can be used to study growing networks: we present in particular procedures to solve link prediction tasks or collaborative filtering problems. We give heuristics to be robust to potential local clustering errors of the algorithm. Section 6 is dedicated to numerical experiments where we propose a method to infer the unknown number of clusters and where we apply our methods on real data. In the Appendix, we provide additional material and proofs.

2 Model and Estimation procedures

2.1 Presentation of the MSBM

An undirected graph G is defined by a set of nodes V and a set of edges $E \subset V \times V$. For an undirected graph with n nodes, we define the adjacency matrix of this graph $X \in \{0, 1\}^{n \times n}$ such that for all $i, j \in [n]$,

$$X_{i,j} = \begin{cases} 1 & \text{if } \{i, j\} \in E \\ 0 & \text{otherwise.} \end{cases}$$

Stochastic Block Model. Let us consider $K \geq 2$ communities and a set of n nodes $V = [n]$. The communities $(c_i)_{i \in [n]} \in K^n$ are assigned independently to each node according to a probability distribution $\nu \in [0, 1]^K$, $\sum_{k \in [K]} \nu_k = 1$. Stated otherwise, the community c_i of node $i \in [n]$ is randomly sampled from the distribution ν . Considering the symmetric connectivity matrix $Q \in [0, 1]^{K \times K}$, the adjacency matrix of the graph $X \in \{0, 1\}^{n \times n}$ related to the assignment of the communities $(c_i)_{i \in [n]}$ is defined by

$$X_{i,j} \sim \text{Ber}(Q_{c_i, c_j}),$$

where $\text{Ber}(p)$ indicates a Bernoulli random variable with parameter $p \in [0, 1]$. In the standard SBM, X is observed while the latent variables $(c_i)_{i \in [n]}$ are unknown.

For a parameter $\alpha_n \in (0, 1)$ varying with the number of nodes n , we will be focused on connectivity matrix of the form

$$Q := \alpha_n Q_0,$$

where $Q_0 \in [0, 1]^{K \times K}$ is a matrix independent of n . As highlighted for example in [2], the rate of α_n as $n \rightarrow \infty$ is a key property to study random graphs sampled from SBMs. Typical regimes are $\alpha_n \sim 1$ (dense regime), $\alpha_n \sim \frac{\log(n)}{n}$ (relatively sparse regime) and $\alpha_n \sim \frac{1}{n}$ (sparse regime).

Markovian assignment of communities in the SBM. We introduce in this paper the Markov Stochastic Block Model (MSBM) which assigns a community to each node using a Markovian dynamic. We start by ordering the n nodes in V and without loss of generality, we consider the increasing order of the integers $1, 2, \dots, n$. For all $i \in [n]$, we denote $C_i \in [K]$ the random variable representing the community of the node i and we consider that they satisfy the following assumption.

Assumption A1. $(C_i)_{i \in [n]}$ is a positive recurrent Markov chain on the finite space $[K]$ with stationary measure π , with transition matrix $P \in \mathbb{R}^{K \times K}$ and initial distribution π . K is independent of n .

We assign communities as follows:

```

 $C_1 \sim \pi$ 
For  $i = 1 \dots (n-1)$  Do
     $C_{i+1} \sim P_{C_i, :}$ 
EndFor.
```

Once the community of each node is assigned, we draw an edge between the nodes i and j with probability Q_{C_i, C_j}

$$X_{i,j} \sim \text{Ber}(Q_{C_i, C_j}) \quad \text{with} \quad Q := \alpha_n Q_0.$$

Here, $Q_0 \in [0, 1]^{K \times K}$ is independent of n and $\alpha_n \in (0, 1)$ is varying with n . Figure 1 presents a graphical representation of our model. We observe the adjacency matrix X but the latent variables $(C_i)_{i \in [n]}$ are unknown.

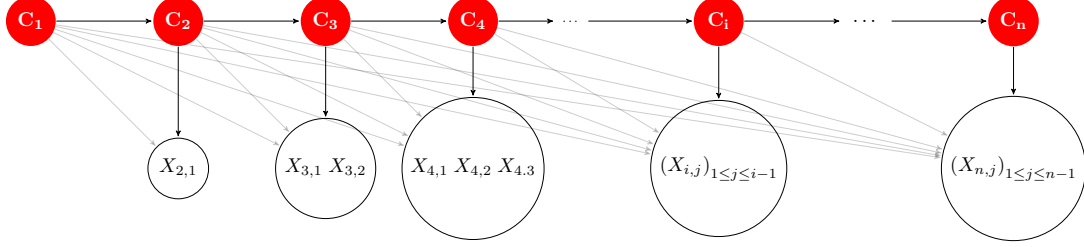


Figure 1: Graphical model presenting the SBM with Markovian assignment of the communities.

The following quantities will be crucial in the definition of the signal-to-noise ratio (SNR)

$$L := \|Q_0\|_\infty, \quad \pi_m := \min_{c \in [K]} \pi(c), \quad D^2 := \min_{l \neq k} \|(Q_0)_{:,k} - (Q_0)_{:,l}\|_2^2.$$

Identifiability. Let us recall that identifiability means that the distribution over all output sequences uniquely determines the model parameters, up to a permutation of its hidden states (see for example [35]). We consider the following additional assumption.

Assumption A2. $D^2 = \min_{l \neq k} \|(Q_0)_{:,k} - (Q_0)_{:,l}\|_2^2 > 0$.

If Assumptions A1 and A2 hold and if $\alpha_n \log(n) \leq 1/L$, Theorems 4, 3 and 2 in Section 2.3 prove that we are able to get consistent estimation of the parameters P , π and Q of our model when

$$\alpha_n = \Omega\left(\frac{\log(n)}{n}\right).$$

Stated otherwise, Assumptions A1, A2 and $\alpha_n \log(n) \leq 1/L$ are sufficient conditions for *learnability* when the average degree of the nodes is of order $\log(n)$ or higher. Learnability is defined as the possibility to estimate consistently the model parameters. Note that learnability implies identifiability. We refer for example to [35] for further details. Note that the former paper suggests that the condition D^2 may not be necessary for identifiability since in classical Hidden Markov Models, the additional temporal structure allows for identifiability even, say, when some states have exactly the same output distributions.

Error measure. Given two partitions $\hat{G} = (\hat{G}_1, \dots, \hat{G}_K)$ and $G = (G_1, \dots, G_K)$ of $[n]$ into K non-void groups, we define the proportion of non-matching points

$$\text{err}(\hat{G}, G) = \min_{\sigma \in \mathcal{S}_K} \frac{1}{2n} \sum_{k=1}^K \left| \hat{G}_k \Delta G_{\sigma(k)} \right|,$$

where $A \Delta B = (A \setminus B) \cup (B \setminus A)$ represents the symmetric difference between the two sets A and B , $|A|$ is the cardinality of the set A and \mathcal{S}_K represents the set of permutations on $\{1, \dots, K\}$. When \hat{G} is a partition estimating G , we refer to $\text{err}(\hat{G}, G)$ as the misclassification proportion (or error) of the clustering.

2.2 Partial recovery bound for the MSBM

Using the clustering algorithm from [19] to infer the hidden communities, we provide a partial recovery bound in the Stochastic Block Model when the communities are assigned through a Markovian dynamic. In the following, $(\hat{C}_i)_{1 \leq i \leq n}$ and $(\hat{G}_k)_{k \in [K]}$ denote respectively the estimators of $(C_i)_{1 \leq i \leq n}$ and $(G_k)_{k \in [K]}$ provided by the Algorithm 1 from [19] which is described in Section B.

We define the signal-to-noise ratio as

$$S^2 := \frac{n\alpha_n\pi_m D^2}{L},$$

reminding that $\pi_m = \min_{c \in [K]} \pi(c)$, $\|Q_0\|_\infty \leq L$ and $D^2 = \min_{l \neq k} \|(Q_0)_{:,k} - (Q_0)_{:,l}\|_2^2$. The SNR should be understood as the ratio between *i*) the *signal* $\alpha_n^2 n \pi_m D^2$, which is an asymptotic lower bound on the minimal distance between two distinct centers Δ^2 defined as

$$\Delta^2 := \min_{k \neq j} \sum_l |G_l| (Q_{k,l} - Q_{j,l})^2 = \alpha_n^2 \sum_l |G_l| ((Q_0)_{k,l} - (Q_0)_{j,l})^2,$$

and *ii*) the *noise* $\alpha_n L$. We shed light on the fact that this quantity matches asymptotically the SNR from [19, Theorem 2] (cf. Section B for details) when π is the uniform distribution over $[K]$ and when the communities are assigned independently to each node according to the probability distribution π . Moreover, π_m can be related to standard quantities that measure how fast the chain converges to its stationary distribution π . Proposition 1 states a direct connection between π_m and the mixing time of the chain.

Proposition 1. [cf. 29, Theorem 12.3]

In the following, we denote $\|\cdot\|_{\text{TV}}$ the total variation norm. Let P be the transition matrix of a reversible, irreducible Markov chain with finite state space E and stationary measure π such that $\pi_m := \min_{x \in E} \pi(x) > 0$. For any $0 < \epsilon < 1$, let

$$t_{\text{mix}}(\epsilon) := \min\{t > 0 : \sup_x \|P^t(x, \cdot) - \pi\|_{\text{TV}} \leq \epsilon\},$$

be the mixing time of the chain. Then it holds

$$t_{\text{mix}}(\epsilon) \leq \log((\epsilon\pi_m)^{-1})/(1 - \lambda_+),$$

where $1 - \lambda_+$ is the right \mathcal{L}_2 -spectral gap of the chain from Definition 6.

The smaller π_m , the slower the convergence of the chain towards π and the smaller the SNR. Similarly to Theorem 5, we prove with Theorem 1 that the misclassification error decays exponentially fast with respect to the SNR S^2 .

In Theorem 1, the constants a and b only depend on the parameters π , P and Q_0 while the constant b also depends on the number of communities K . Those constants are made explicit in Lemma 1 (cf. Section A).

Theorem 1. *Assume that $\alpha_n \log(n) \leq 1/L$. Then there exist three constants $a, b, c > 0$ such that for any n satisfying*

$$n\alpha_n > a,$$

it holds with probability at least $1 - b/n^2$,

$$\text{err}(\hat{G}, G) \leq e^{-cS^2}.$$

In particular, it holds with probability at least $1 - b/n^2$,

$$-\log(\text{err}(\hat{G}, G)) = \Omega(n\alpha_n).$$

Remark: Sparsity and theoretical guarantees. Theorem 1 states that in the relatively sparse regime (i.e. when $\alpha_n \sim \log(n)/n$), we achieve a polynomial decay of the misclassification error with order $\pi_m D^2/L$. The greater the quantity $\pi_m D^2/L$ is, the faster the misclassification error decays. In particular, for n large enough it holds with high probability $\text{err}(\hat{G}, G) < 1/(2n)$ which gives $\hat{G} = G$. The condition on the sparsity parameter α_n indicates that Theorem 1 can still be informative in the sparse regime (i.e. when $\alpha_n \sim 1/n$). Typically if $\lim_{n \rightarrow \infty} \alpha_n n > A$ for some $A > a$, then Theorem 1 ensures that for n large enough it holds with high probability, $\text{err}(\hat{G}, G) \leq e^{-cA\pi_m D^2/L}$.

2.3 Consistent estimation of the parameters

Note that Theorem 1 is a straightforward consequence of the work of [19]. Our methods from Sections 3, 4 and 5 could easily be applied using your favorite clustering algorithm and we have decided to use this recent SDP method for our simulations. In this section, we give estimators $\hat{\pi}$, \hat{P} and \hat{Q} of the parameters of our model, namely π , P and Q . We prove that there are consistent for the infinity norm when the average degree is of order $\log n$ or higher.

In Theorems 2, 3 and 4 the constants a and b' only depend on the parameters π , P and Q_0 while the constant b also depends on the number of communities K . Lemmas 3, 4 and 5 provide respectively a more complete version of Theorems 2, 3 and 4 by giving explicitly these constants.

In Theorems 2, 3 and 4, the condition on the sparsity parameter α_n indicates that we get consistent estimation respectively of the transition matrix, the stationary measure and the connectivity matrix in the relatively sparse regime (i.e. when $\alpha_n \sim \log(n)/n$) for n large enough when $\lim_{n \rightarrow \infty} n\alpha_n / \log(n) > a$.

2.3.1 The connectivity matrix

In the relatively sparse setting (i.e. when $\alpha_n \sim \log(n)/n$), Theorem 1 ensures that for n large enough it holds with high probability $\text{err}(\hat{G}, G) < 1/n$ which implies that the partition of the nodes is correctly recovered. In this case, a natural estimator for $Q_{k,l}$ (for $k, l \in [K]^2$) consists in computing the ratio between the number of edges between nodes with communities k and l and the maximum number of edges between nodes with communities k and l . For any $k, l \in [K]^2$,

$$\hat{Q}_{k,l} := \begin{cases} \frac{1}{|\hat{G}_k| \times |\hat{G}_l|} \sum_{i \in \hat{G}_k} \sum_{j \in \hat{G}_l} X_{i,j} & \text{if } k \neq l \\ \frac{1}{|\hat{G}_k| \times (|\hat{G}_k| - 1)} \sum_{i,j \in \hat{G}_k} X_{i,j} & \text{if } k = l \end{cases}.$$

One can remark that each entry of our estimator \hat{Q} is a sum of identically distributed and independent Bernoulli random variables (i.e. it is a Binomial random variable).

Theorem 2. *Let us consider $\gamma > 0$. Assume that $\alpha_n \log(n) \leq 1/L$. Then there exist three constants $a, b, b' > 0$ such that for any n satisfying*

$$\frac{n\alpha_n}{\log(n)} \geq a \quad \text{and} \quad n > \left(\frac{\gamma + 1}{\pi_m} \right)^2,$$

it holds with probability at least $1 - b(1/n^2 \vee \exp(-b'\gamma^2))$,

$$\|\hat{Q} - Q\|_\infty \leq \frac{\gamma}{\sqrt{n}}.$$

2.3.2 The stationary distribution of the Markov chain

Thanks to the ergodic theorem, we know that the average number of visits in each state of the chain converges toward the stationary probability of the chain at this particular state. Stated otherwise, for all community $k \in [K]$, the average number of nodes with community k in the graph converges toward $\pi(k)$ as n tends to $+\infty$. Therefore we propose to estimate the stationary measure of the chain $(C_i)_{i \geq 1}$ with $\hat{\pi}$ defined by

$$\forall k \in [K], \quad \hat{\pi}_k := \frac{1}{n} \sum_{i=1}^n \mathbf{1}_{\hat{C}_i=k}.$$

Theorem 3. *Let us consider $\gamma > 0$.*

Assume that $\alpha_n \log(n) \leq 1/L$. Then there exist three constants $a, b, b' > 0$ such that for any n satisfying

$$\frac{n\alpha_n}{\log(n)} \geq a,$$

it holds with probability at least $1 - b(1/n^2 \vee \exp(-b'\gamma^2))$,

$$\|\hat{\pi} - \pi\|_\infty \leq \frac{\gamma}{\sqrt{n}}.$$

2.3.3 The transition matrix of the Markov chain

We define $(Y_i)_{i \geq 1}$ a Markov Chain on $[K]^2$ by setting $Y_i = (C_i, C_{i+1})$. We define naturally the sequence $(\hat{Y}_i)_{i \geq 1}$ by $\hat{Y}_i = (\hat{C}_i, \hat{C}_{i+1})$. The transition kernel of the Markov Chain $(Y_i)_{i \geq 1}$ is $\mathcal{P}_{(k,l),(k',l')} = \mathbf{1}_{l=k'} \bar{P}_{l,l'}$ and its stationary measure is given by μ such that $\forall k, l, \mu(k, l) = \pi(k)P_{k,l}$. We propose to estimate each entry of the transition matrix P of the Markov chain $(C_i)_{i \geq 1}$ with

$$\forall k, l \in [K]^2, \quad \hat{P}_{k,l} := \frac{n}{n-1} \frac{\sum_{i=1}^{n-1} \mathbf{1}_{\hat{Y}_i=(k,l)}}{\sum_{i=1}^n \mathbf{1}_{\hat{C}_i=k}}.$$

Theorem 4. *Let us consider $\gamma > \frac{5K}{2\pi_m^2}$. Assume that $\alpha_n \log(n) \leq 1/L$. Then there exist three constants $a, b, b' > 0$ such that for any n satisfying*

$$\frac{n\alpha_n}{\log(n)} \geq a \quad \text{and} \quad n\alpha_n \geq \frac{a}{\gamma^2},$$

it holds with probability at least $1 - b \left[1/n^2 \vee \exp \left(-b'(\gamma - \frac{5K}{2\pi_m^2})^2 \right) \right]$,

$$\|\hat{P} - P\|_\infty \leq \frac{\gamma}{\sqrt{n}}.$$

Remark. To prove this theorem, we consider the Markov chain $(Y_i)_{i \geq 1}$ built considering two consecutive states of the Markov chain $(C_i)_{i \geq 1}$. Stated otherwise, the state number i of the Markov chain used is formed by the couple of the communities of the nodes number i and number $i+1$.

Notation. In the following sections, $\hat{\mathbb{P}}$ will denote the probability measure under which the Markov chain $(C_i)_{i \geq 1}$ has transition matrix \hat{P} and $X_{i,j} \sim \text{Ber}(\hat{Q}_{C_i, C_j})$ for all $i, j \in [n]$, $i \neq j$.

3 Markovian dynamic testing

We illustrate our model on a toy example with $K = 4$ communities, with the transition matrix P and the connectivity matrix Q defined by

$$P = \begin{bmatrix} 0.1 & 0.3 & 0.5 & 0.1 \\ 0.45 & 0.15 & 0.2 & 0.2 \\ 0.15 & 0.3 & 0.1 & 0.45 \\ 0.25 & 0.3 & 0.1 & 0.35 \end{bmatrix} \quad \text{and} \quad Q = \begin{bmatrix} 0.22 & 0.48 & 0.29 & 0.44 \\ 0.48 & 0.61 & 0.18 & 0.15 \\ 0.29 & 0.18 & 0.08 & 0.87 \\ 0.44 & 0.15 & 0.87 & 0.27 \end{bmatrix}. \quad (1)$$

All the experiments presented in our paper can be reproduced using the Python notebooks provided on this repository¹.

As a first application of our model, we propose a hypothesis test to statistically distinguish between an independent assignment of the communities with the distribution π and a Markovian assignment with a non-trivial dependence structure. More precisely, we consider the null $\mathbb{H}_0 : \text{communities are independently assigned with distribution } \pi$ where π denotes the stationary distribution of the transition matrix P from (1). Our test is based on estimate \hat{P} of the transition matrix. The

null can be rephrased as $\mathbb{H}_0 : P = P^0$ where $P^0 := \begin{bmatrix} \pi \\ \vdots \\ \pi \end{bmatrix}$. One can use any *black-box goodness-of-fit*

test comparing \hat{P} to P^0 . Figure 2 shows the power of this hypothesis test with level 5% (Type I error) and using the χ^2 -test described by [7, Section 2.4]. Rejection region is calibrated (i.e., threshold of the χ^2 -test) by *Monte Carlo simulations under the null*. It allows us to control Type I error as depicted by dotted blue line. We run our algorithm to estimate the transition matrix from which we compute the χ^2 -test statistic namely

$$S_n := \sum_{1 \leq k, l \leq K} \hat{G}_k \frac{(\hat{P}_{k,l} - \pi_l)^2}{\pi_l} \quad \text{with} \quad \hat{G}_k = \sum_{i=1}^n \mathbb{1}_{\hat{C}_i = k}.$$

S_n is known to be asymptotically distributed as a χ^2 random variable with $K(K - 1)$ degrees of freedom.

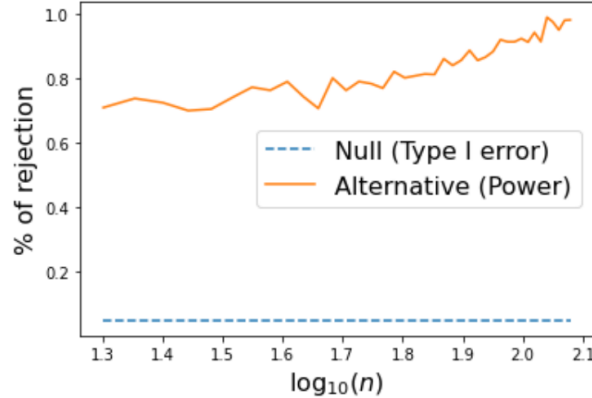


Figure 2: Power of our hypothesis test with level 5%. We choose alternative given by the matrices defined in (1). We see that for graphs of size larger than 100, the rejection rate is almost 1 under the alternative (Type II error is almost zero), the test is very powerful.

¹<https://github.com/quentin-duchemin/inference-markovian-SBM>

4 Link prediction

4.1 The plug-in approach

We propose to show the usefulness of our model solving a link prediction problem taking into account the underlying time dynamic, which cannot be done with classical SBMs (iid framework). Link prediction consists in forecasting how future nodes will connect to the rest of the graph. Considering a graph of size n sampled from MSBM, link prediction can be achieved using a *forward step* on our Markovian dynamic, giving the posterior probability of Definition 1.

Definition 1. (*Posterior probability function*)

Let us consider a graph X of $n + 1$ nodes generated from the model described in Section 2.1. We consider $\mathbf{c}_{1:n}$ a sequence of communities for the n first nodes. Then the posterior probability function η is defined by

$$\forall i \in [n], \quad \eta_i(\mathbf{c}_{1:n}) = \mathbb{P}(X_{i,n+1} = 1 \mid \mathbf{C}_{1:n} = \mathbf{c}_{1:n}).$$

We consider a classifier g (see Definition 2) and an algorithm that, given some communities $\mathbf{c}_{1:n}$, estimates $X_{i,n+1}$ by putting an edge between nodes i and $n + 1$ if $g_i(\mathbf{c}_{1:n})$ is 1.

Definition 2. A classifier is a function which associates to any sequence of communities $\mathbf{c}_{1:n}$ binary variables $(g_i(\mathbf{c}_{1:n}))_{i \in [n]} \in \{0, 1\}^n$.

The risk of this algorithm is as in *binary classification*,

$$\begin{aligned} \mathcal{R}(g, \mathbf{c}_{1:n}) &:= \frac{1}{n} \sum_{i=1}^n \mathbb{P}(g_i(\mathbf{C}_{1:n}) \neq X_{i,n+1} \mid \mathbf{C}_{1:n} = \mathbf{c}_{1:n}) \\ &= \frac{1}{n} \sum_{i=1}^n (1 - \eta_i(\mathbf{c}_{1:n})) \mathbb{1}_{g_i(\mathbf{c}_{1:n})=1} + \eta_i(\mathbf{c}_{1:n}) \mathbb{1}_{g_i(\mathbf{c}_{1:n})=0}, \end{aligned} \quad (2)$$

Pushing further this analogy, we can define the classification error of some classifier g by $L(g) = \mathbb{E}[\mathcal{R}(g, \mathbf{C}_{1:n})]$. Proposition 2 shows that the Bayes estimator - introduced in Definition 3 - is optimal for the risk defined in (2).

Definition 3. (*Bayes estimator*)

We keep the notations of Definition 1. The Bayes estimator g^* of $(X_{i,n+1})_{1 \leq i \leq n}$ is defined by

$$\forall i \in [n], \quad g_i^*(\mathbf{c}_{1:n}) = \begin{cases} 1 & \text{if } \eta_i(\mathbf{c}_{1:n}) \geq \frac{1}{2} \\ 0 & \text{otherwise.} \end{cases}$$

Proposition 2. (*Optimality of the Bayes classifier for the risk \mathcal{R}*)

We keep the notations of Definitions 1 and 3. For any classifier g , it holds for any $i \in [n]$,

$$\begin{aligned} &\mathbb{P}(g_i(\mathbf{C}_{1:n}) \neq X_{i,n+1} \mid \mathbf{C}_{1:n} = \mathbf{c}_{1:n}) - \mathbb{P}(g_i^*(\mathbf{C}_{1:n}) \neq X_{i,n+1} \mid \mathbf{C}_{1:n} = \mathbf{c}_{1:n}) \\ &= 2 \left| \eta_i(\mathbf{c}_{1:n}) - \frac{1}{2} \right| \times \mathbb{E} \left\{ \mathbb{1}_{g_i(\mathbf{C}_{1:n}) \neq g_i^*(\mathbf{C}_{1:n})} \mid \mathbf{C}_{1:n} = \mathbf{c}_{1:n} \right\}, \end{aligned}$$

which immediately implies that

$$\mathcal{R}(g, \mathbf{c}_{1:n}) \geq \mathcal{R}(g^*, \mathbf{c}_{1:n}) \text{ and therefore } L(g) \geq L(g^*).$$

A natural question arises: Can we approximate the Bayes classifier given the observation of the adjacency matrix $X \in \mathbb{R}^{n \times n}$? A reasonable candidate is the MSBM classifier introduced in Definition 4.

Definition 4. (*The MSBM classifier*) For any n and any $i \in [n]$, we define

$$\hat{\eta}_i(\hat{\mathbf{C}}_{1:n}) = \sum_{k \in [K]} \hat{Q}_{\hat{C}_i, k} \hat{P}_{\hat{C}_n, k}, \quad (3)$$

where \hat{Q} and \hat{P} denote respectively the estimate of the connections matrix and the transition matrix with our method (see Section 2.3). The MSBM classifier is defined by

$$\forall i \in [n], \quad g_i^{MSBM}(\hat{\mathbf{C}}_{1:n}) = \begin{cases} 1 & \text{if } \hat{\eta}_i(\hat{\mathbf{C}}_{1:n}) \geq \frac{1}{2} \\ 0 & \text{otherwise.} \end{cases}$$

Proposition 3 shows that the MSBM classifier is consistent, meaning that given a training set, the probability of correct classification approaches - as the size of the training set increases - the best probability theoretically possible if the population distributions were fully known.

Proposition 3. (Consistency of the MSBM classifier) *Let us consider $\gamma > \frac{5K}{2\pi_m^2}$. Assume that $\alpha_n \log(n) \leq 1/L$. Then there exist three constants $a, b, b' > 0$ such that for any n satisfying*

$$\frac{n\alpha_n}{\log(n)} \geq a, \quad n\alpha_n \geq \frac{a}{\gamma^2} \quad \text{and} \quad n > \left(\frac{\gamma+1}{\pi_m} \right)^2, \quad (4)$$

it holds with probability at least $1 - b \left[1/n \vee n \exp \left(-b' \left(\gamma - \frac{5K}{2\pi_m^2} \right)^2 \right) \right]$,

$$|\eta_i(\mathbf{C}_{1:n}) - \hat{\eta}_i(\mathbf{C}_{1:n})| \leq \frac{\gamma}{\sqrt{n}} (\alpha_n K L + 1). \quad (5)$$

Using Theorem 1, we deduce that for n large enough, (5) holds replacing $\hat{\eta}_i(\mathbf{C}_{1:n})$ by $\hat{\eta}_i(\hat{\mathbf{C}}_{1:n})$.

Figure 3 illustrates Proposition 3 on graphs with 180 nodes sampled from the MSBM.

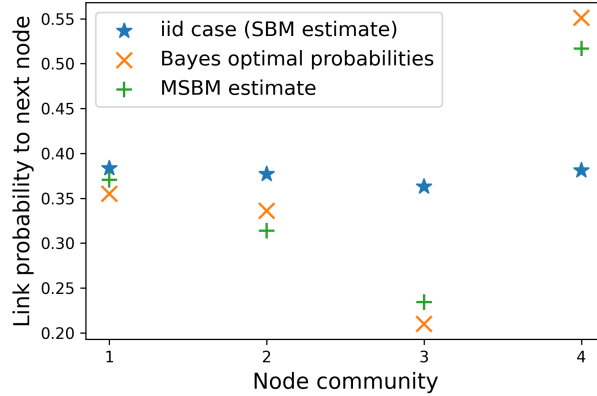


Figure 3: We consider $K = 4$ communities and we sample a random graph of size $n = 180$ from the MSBM using matrices defined in (1). We plot the averaged link probabilities $|G_c|^{-1} \sum_{i \in G_c} \sum_{k \in [K]} \hat{Q}_{c,k} \hat{P}_{C_{n-1},k}$ for all $c \in [K]$ with $G_c = \{i \in [n-1] \mid C_i = c\}$.

4.2 Reliable link prediction

One can notice that despite the nice theoretical property of the MSBM classifier from Definition 4, the practical results of such approach can be discussed. Indeed, we only use the two estimates \hat{C}_i and \hat{C}_n to build $\hat{\eta}_i(\hat{\mathbf{C}}_{1:n})$ without taking advantage of the complete sequence of recovered communities. To cope with this issue, we propose to learn the probability that a node i belonging to community $k \in [K]$ is assigned to a cluster $l \in [K]$ by the algorithm. These quantities are the emission probabilities of a Hidden Markov Model (HMM) with hidden states the true assignment of the nodes while the observations are the communities estimated by the algorithm, namely

$$\forall k, l \in [K], \quad O_{k,l} := \mathbb{P}(\hat{C}_1 = l \mid C_1 = k).$$

The Baum-Welch algorithm allows us to estimate the emission probabilities by performing (i) a forward procedure that learns the probability of seeing the observations $\hat{\mathbf{c}}_{1:i} \in [K]^i$ and being in state k at time i , namely

$$\alpha_k(i) = \mathbb{P}(\hat{\mathbf{C}}_{1:i} = \hat{\mathbf{c}}_{1:i}, C_i = k),$$

and (ii) a backward procedure that learns the probability of the ending partial sequence $\hat{\mathbf{c}}_{j+1:n}$ given being at state l at time j , namely

$$\beta_l(j) = \mathbb{P}(\hat{\mathbf{C}}_{j+1:n} = \hat{\mathbf{c}}_{j+1:n} | C_j = l).$$

Using this approach, we can compute

$$\hat{\zeta}_{k,l}^{(i,j)}(\hat{\mathbf{c}}_{1:n}) = \hat{\mathbb{P}}(C_i = k, C_j = l | \hat{\mathbf{C}}_{1:n} = \hat{\mathbf{c}}_{1:n})$$

which estimates

$$\zeta_{k,l}^{(i,j)}(\hat{\mathbf{c}}_{1:n}) := \mathbb{P}(C_i = k, C_j = l | \hat{\mathbf{C}}_{1:n} = \hat{\mathbf{c}}_{1:n}) \propto \alpha_k(i) \chi_{k,l}^{(i,j)} \beta_l(j),$$

where

$$\begin{aligned} \chi_{k,l}^{(i,j)} &:= \mathbb{P}(C_j = l, \hat{\mathbf{C}}_{i+1:j} = \hat{\mathbf{c}}_{i+1:j} | C_i = k) \\ &= \sum_{c_{i+1}, \dots, c_{j-1}} P_{k, c_{i+1}} \left(O_{c_{i+1}, \hat{c}_{i+1}} + P_{c_{i+1}, c_{i+2}} (O_{c_{i+2}, \hat{c}_{i+2}} + \dots + P_{c_{j-1}, l} O_{l, \hat{c}_j}) \right). \end{aligned}$$

We can then build the Reliable MSBM (RMSBM) classifier by considering

$$\hat{\eta}_i^R(\hat{\mathbf{c}}_{1:n}) = \sum_{k, c_i, c_n \in [K]} \hat{\zeta}_{c_i, c_n}^{(i,n)}(\hat{\mathbf{c}}_{1:n}) \hat{Q}_{c_i, k} \hat{P}_{c_n, k},$$

and then replacing $\hat{\eta}_i$ by $\hat{\eta}_i^R$ in the definition of the MSBM classifier. Note that this approach is a heuristic because of the local optimum reached by the EM algorithm and also because of the dependence of the emission probabilities in our model. Figure 4 shows that this method leads to a reliable estimation of the posterior probabilities. The RMSBM classifier gives smaller L^1 errors on the posterior probabilities. The difference is significant when the clustering algorithm fails to recover the complete partition of the nodes which leads to bad estimates for the plug-in approach.

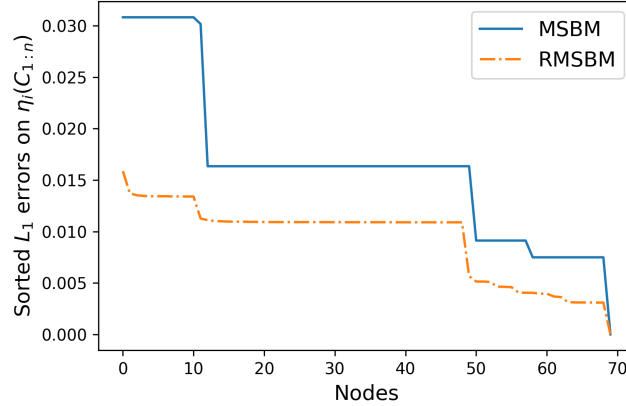


Figure 4: We plot the sorted L^1 errors between $\hat{\eta}_i(\hat{\mathbf{C}}_{1:n})$ (resp. $\hat{\eta}_i^R(\hat{\mathbf{C}}_{1:n})$) and $\eta_i(\hat{\mathbf{C}}_{1:n})$. Our reliable estimation of the posterior probabilities allows to get a significantly smaller variance compared to the plug-in approach.

Note that using the Baum-Welch algorithm, we recover the emission probabilities $O_{k,l}$ for all $k, l \in [K]$ and Figure 5 shows that they can be used to extract relevant information on the clustering algorithm.

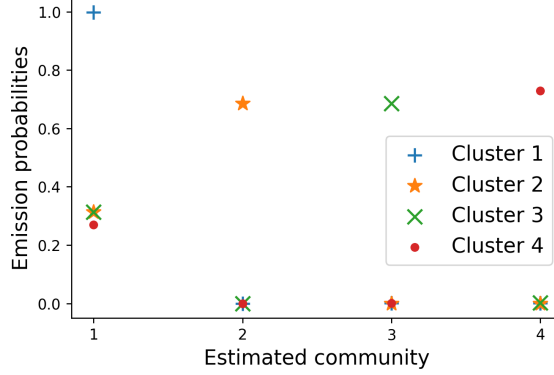


Figure 5: We work with a graph of size 120 and with matrices defined by (1). We plot the learned emission probabilities $O_{k,l}$, $k, l \in [K]$. The ergodic theorem ensures that the first cluster is (asymptotically) the smaller. Indeed, the stationary measure of P from (1) is approximately $[0.14, 0.22, 0.38, 0.26]$. We observe that the errors made by the algorithm consist in assigning nodes from community 2, 3 or 4 to cluster 1. This means that the clustering algorithm from [19] tends to overestimate the size of small clusters.

4.3 The Baum-Welch algorithm

In the previous section, we have presented a reliable approach to solve link prediction or a collaborative filtering problem when we fully observe the graph at time n and when we want to perform some temporal prediction involving future nodes. We propose to consider a more general framework considering that we fully observe the graph at time $n + \delta$ ($\delta \in \mathbb{N}^*$) but we consider that edges involving nodes between time T (with $T < n$) and time n are not reliable. Note that the simpler framework addressed in the paper is simply recovered by taking $n = T + 1$. Hence, we want only to take into account the edges involving pairs of nodes in $\{1, \dots, T, n, \dots, n + \delta\}$. We denote $E_{T,n,\delta}$ this set of edges. We describe the Baum-Welch algorithm in this framework. Running the clustering algorithm on the graph $G = (\{1, \dots, T, n, \dots, n + \delta\}, E_{T,n,\delta})$, we find a sequence of estimates for the communities $\hat{\mathbf{C}}_{1:T}, \hat{\mathbf{C}}_{n:n+\delta}$. In the following, we will consider by abuse of notations that for any $j \geq T + 1$, the sequence $\hat{\mathbf{C}}_{1:j}$ represents the sequence $(\hat{\mathbf{C}}_i, i \in [j] \setminus \{T + 1, \dots, n - 1\})$.

The Baum-Welch algorithm consists in a forward and a backward procedure followed by an update step that we describe below. In the following, $\theta = (\tilde{P}, O, \mu)$ will denote the HMM with transition kernel \tilde{P} for the Markov chain $(C_i)_{i \geq 1}$ with initial distribution μ and with matrix of emission probabilities O . Denoting $\mathbf{1}_K = (1, 1, \dots, 1)^\top \in \mathbb{R}^K$, $\theta = (\tilde{P}, O, \mu)$ is initialized as follows

$$\begin{aligned} \tilde{P} &= \frac{1}{K} \mathbf{1}_K \mathbf{1}_K^\top, \\ \mu &= \mathbf{1}_K^\top, \\ O &= (1 - \epsilon) \text{Id}_K + \frac{\epsilon}{K - 1} (\mathbf{1}_K \mathbf{1}_K^\top - \text{Id}_K), \end{aligned}$$

where $\epsilon \in (0, 1)$ (typically $\epsilon = 10^{-2}$).

- Forward procedure

Let us recall that we have denoted $\alpha_k(i) = \mathbb{P}(\hat{\mathbf{C}}_{1:i} = \hat{\mathbf{c}}_{1:i}, C_i = k \mid \theta)$ the probability of seeing the observations $\hat{c}_1, \dots, \hat{c}_i$ and being in state k at time i . This is found recursively with

$$\begin{aligned} \forall k \in [K], \quad \alpha_k(1) &= \mu_k O_{k, \hat{c}_1} \\ \forall k \in [K], \forall i \in [n], \quad \alpha_k(i) &= \begin{cases} \sum_{l \in [K]} \alpha_l(T) (\tilde{P}^{i-T})_{l,k} & \text{if } T < i \leq n \\ O_{k, \hat{c}_i} \sum_{l \in [K]} \alpha_l(i-1) \tilde{P}_{l,k} & \text{otherwise.} \end{cases} \end{aligned}$$

- Backward procedure

Let us recall that we have denoted $\beta_k(i) = \mathbb{P}(\hat{\mathbf{C}}_{i+1:n+\delta} = \hat{\mathbf{c}}_{i+1:n+\delta}, C_i = k \mid \theta)$ the probability of the ending partial sequence $\hat{\mathbf{c}}_{i+1:n+\delta}$ given starting in state k at time i . This is found recursively with

$$\begin{aligned} \forall k \in [K], \quad \beta_k(n) &= 1 \\ \forall k \in [K], \quad \forall i \in [n], \quad \beta_k(i) &= \begin{cases} \sum_{l \in [K]} \beta_l(n-1) \left(\tilde{P}^{n-1-i} \right)_{k,l} & \text{if } T \leq i \leq n-2 \\ \sum_{l \in [K]} \beta_l(i+1) \tilde{P}_{k,l} O_{l, \hat{c}_{i+1}} & \text{otherwise.} \end{cases} \end{aligned}$$

- Update step

We can first update the temporary variables γ and ξ defined below. The probability of being in state k at time i given the observed sequence $\hat{\mathbf{C}}_{1:n+\delta} = \hat{\mathbf{c}}_{1:n+\delta}$ and the parameters θ is denoted $\gamma_k(i)$ with

$$\forall k \in [K], \quad \forall i \in [n], \quad \gamma_k(i) = \mathbb{P}(X_i = k \mid \hat{\mathbf{C}}_{1:n+\delta} = \hat{\mathbf{c}}_{1:n+\delta}, \theta) = \frac{\alpha_k(i) \beta_k(i)}{\sum_{l \in [K]} \alpha_l(i) \beta_l(i)}.$$

The probability of being in state k and l at times i and $i+1$ respectively given the observed sequence $\hat{\mathbf{C}}_{1:n+\delta}$ and parameters θ is denote $\xi_{k,l}(i)$ with for all $k, l \in [K]$ and for all $i \in [n]$,

$$\xi_{k,l}(i) = \mathbb{P}(X_i = k, X_{i+1} = l \mid \hat{\mathbf{C}}_{1:n+\delta} = \hat{\mathbf{c}}_{1:n+\delta}) = \frac{\mathbb{P}(X_i = k, X_{i+1} = l, \hat{\mathbf{C}}_{1:n+\delta} = \hat{\mathbf{c}}_{1:n+\delta} \mid \theta)}{\mathbb{P}(\hat{\mathbf{C}}_{1:n+\delta} = \hat{\mathbf{c}}_{1:n+\delta} \mid \theta)}.$$

$$\begin{aligned} \xi_{k,l}(i) &= \frac{\alpha_k(i) \tilde{P}_{k,l} \beta_l(i+1)}{\sum_{c,b \in [K]} \alpha_c(i) \tilde{P}_{c,b} \beta_b(i+1)} & \text{if } T \leq i \leq n-2 \\ \text{Hence,} \quad \xi_{k,l}(i) &= \frac{\alpha_k(i) \tilde{P}_{k,l} \beta_l(i+1) O_{l, \hat{c}_{i+1}}}{\sum_{c,b \in [K]} \alpha_c(i) \tilde{P}_{c,b} \beta_b(i+1) O_{b, \hat{c}_{i+1}}} & \text{otherwise.} \end{aligned}$$

The parameters of the hidden Markov model θ can now be updated.

$$\begin{aligned} \forall k \in [K], \quad \mu_k &= \gamma_k(1) \\ \forall k, l \in [K], \quad \tilde{P}_{k,l} &= \frac{\sum_{i=1}^{n-1} \xi_{k,l}(i)}{\sum_{i=1}^{n-1} \gamma_k(i)} \\ \forall k, l \in [K], \quad O_{k,l} &= \frac{\sum_{i=1}^n \mathbb{1}_{\hat{c}_i=l} \gamma_k(i)}{\sum_{i=1}^n \gamma_k(i)}. \end{aligned}$$

5 Collaborative filtering

5.1 Reliable collaborative filtering

Let us now dig into another prediction question, namely collaborative filtering. Solving a collaborative filtering task consists in inferring the community of one node of the graph if we have only partial information on how this node connects to the rest of the graph. More precisely, we observe fully the graph at time m and for some $n > m$, we observe how the node n is connected (or not) to a subset of nodes $\mathcal{E} \subset [m]$, i.e. we have access to $(X_{i,n})_{i \in \mathcal{E}}$. Our goal is then to predict the community of node n : C_n . We propose to use the maximum a posteriori (MAP) estimator to tackle this problem. Given a sequence of estimated communities $\hat{\mathbf{c}}_{1:m}$, the optimal MAP selects

$$\hat{C}_n \in \arg \max_{k \in [K]} \mathbb{P}(C_n = k \mid (X_{i,n})_{i \in \mathcal{E}}, \mathbf{C}_{1:m}),$$

the plug-in MAP selects

$$\hat{C}_n^{PI} \in \arg \max_{k \in [K]} \hat{\mathbb{P}}(C_n = k \mid (X_{i,n})_{i \in \mathcal{E}}, \mathbf{C}_{1:m} = \hat{\mathbf{c}}_{1:m}),$$

and the Reliable MAP chooses

$$\hat{C}_n^R \in \arg \max_{k \in [K]} \hat{\mathbb{P}} \left(C_n = k \mid (X_{i,n})_{i \in \mathcal{E}}, \hat{\mathbf{C}}_{1:m} = \hat{\mathbf{c}}_{1:m} \right).$$

Denoting $\mathcal{E} = \{i_1, \dots, i_S\}$ with $1 \leq i_1 < \dots < i_S \leq m$, \hat{C}_n^R can be computed noticing that

$$\begin{aligned} & \arg \max_{k \in [K]} \mathbb{P} \left(C_n = k \mid (X_{i,n})_{i \in \mathcal{E}}, \hat{\mathbf{C}}_{1:m} = \hat{\mathbf{c}}_{1:m} \right) \\ &= \arg \max_{k \in [K]} \mathbb{P} \left((X_{i,n})_{i \in \mathcal{E}}, \hat{\mathbf{C}}_{1:m} = \hat{\mathbf{c}}_{1:m} \mid C_n = k \right) \times \mathbb{P}(C_n = k), \end{aligned}$$

with

$$\begin{aligned} & \mathbb{P} \left((X_{i,n})_{i \in \mathcal{E}}, \hat{\mathbf{C}}_{1:m} = \hat{\mathbf{c}}_{1:m} \mid C_n = k \right) \\ &= \sum_{c_{i_1}, \dots, c_{i_S} \in [K]} \alpha_{c_{i_1}}(i_1) \prod_{j=1}^{S-1} \left(l_{i_j, n}(c_{i_j}, k) \chi_{c_{i_j}, c_{i_{j+1}}}^{(i_j, i_{j+1})} \right) \beta_{c_{i_S}}(i_S) l_{i_S, n}(c_{i_S}, k), \end{aligned}$$

where $l_{i,n}(c, k) = Q_{c,k}^{X_{i,n}} (1 - Q_{c,k})^{1-X_{i,n}}$ and $\mathbb{P}(C_n = k) = (\mu P^n)_k$. In the last equality, μ is the initial distribution of the Markov chain $(X_i)_{i \geq 1}$ which is learned by the Baum-Welch algorithm (see Section 4.3). Figure 6 compares on a numerical experiment the plug-in MAP and the Reliable MAP. The plug-in MAP gives reasonable results but its misclassification rate is always lower bounded by the one of the Reliable MAP.

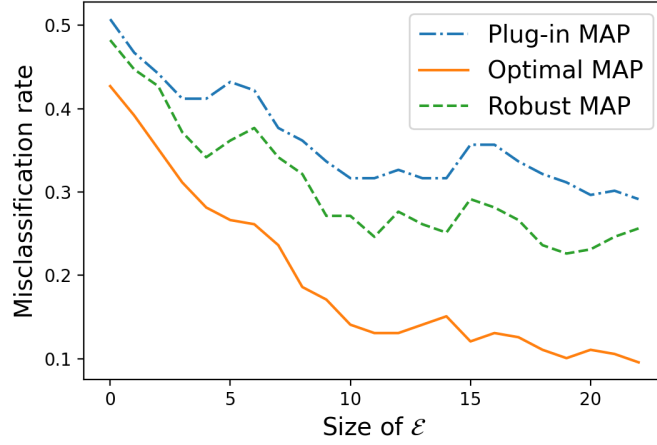


Figure 6: We consider a random graph drawn from the MSBM using the matrices given in (1). We fully observe the graph until time $m = 100$ and we observe how the node $n = 120$ is connected to the nodes in \mathcal{E} where \mathcal{E} is equal to $\{m\}$, $\{m-1, m\}$, \dots or $\{m-25, \dots, m\}$. For those different choices of \mathcal{E} , we plot the average error on the clustering of the node n using the optimal MAP, the plug-in MAP or the Reliable MAP.

5.2 Theoretical justifications

In this section, we simply derive the formula to compute the different estimates of the community of node n in the collaborative filtering problem tackled in the previous section. In the following, the symbol \propto will be used in the sense that the considered quantities are equal up to a constant that does not depend on the community $C_n = k$ of the node n .

- The optimal MAP selects $\hat{C}_n \in \arg \max_{k \in [K]} \mathbb{P}(C_n = k \mid (X_{i,n})_{i \in \mathcal{E}}, \mathbf{C}_{1:m})$ with

$$\begin{aligned} \mathbb{P}(C_n = k \mid (X_{i,n})_{i \in \mathcal{E}}, \mathbf{C}_{1:m}) &\propto \mathbb{P}(C_n = k, (X_{i,n})_{i \in \mathcal{E}} \mid \mathbf{C}_{1:m}) \\ &= \mathbb{P}((X_{i,n})_{i \in \mathcal{E}} \mid C_n = k, \mathbf{C}_{1:m}) \times \mathbb{P}(C_n = k \mid \mathbf{C}_{1:m}) \\ &= \prod_{i \in \mathcal{E}} Q_{C_i, k}^{X_{i,n}} (1 - Q_{C_i, k})^{X_{i,n}} \times (P^{n-m})_{C_m, k}. \end{aligned}$$

- The plug-in MAP selects $\hat{C}_n^{PI} \in \arg \max_{k \in [K]} \hat{\mathbb{P}}(C_n = k \mid (X_{i,n})_{i \in \mathcal{E}}, \mathbf{C}_{1:m} = \hat{\mathbf{c}}_{1:m})$ with

$$\begin{aligned} &\hat{\mathbb{P}}(C_n = k \mid (X_{i,n})_{i \in \mathcal{E}}, \mathbf{C}_{1:m} = \hat{\mathbf{c}}_{1:m}) \\ &\propto \hat{\mathbb{P}}(C_n = k, (X_{i,n})_{i \in \mathcal{E}} \mid \mathbf{C}_{1:m} = \hat{\mathbf{c}}_{1:m}) \\ &= \hat{\mathbb{P}}((X_{i,n})_{i \in \mathcal{E}} \mid C_n = k, \mathbf{C}_{1:m} = \hat{\mathbf{c}}_{1:m}) \times \mathbb{P}(C_n = k \mid \mathbf{C}_{1:m} = \hat{\mathbf{c}}_{1:m}) \\ &= \prod_{i \in \mathcal{E}} \hat{Q}_{\hat{c}_i, k}^{X_{i,n}} (1 - \hat{Q}_{\hat{c}_i, k})^{X_{i,n}} \times (\hat{P}^{n-m})_{\hat{c}_m, k}. \end{aligned}$$

- The Reliable MAP selects $\hat{C}_n^R \in \arg \max_{k \in [K]} \hat{\mathbb{P}}(C_n = k \mid (X_{i,n})_{i \in \mathcal{E}}, \hat{\mathbf{C}}_{1:m} = \hat{\mathbf{c}}_{1:m})$ with

$$\begin{aligned} \hat{\mathbb{P}}(C_n = k \mid (X_{i,n})_{i \in \mathcal{E}}, \hat{\mathbf{C}}_{1:m} = \hat{\mathbf{c}}_{1:m}) &\propto \hat{\mathbb{P}}(C_n = k, (X_{i,n})_{i \in \mathcal{E}}, \hat{\mathbf{C}}_{1:m} = \hat{\mathbf{c}}_{1:m}) \\ &= \hat{\mathbb{P}}((X_{i,n})_{i \in \mathcal{E}}, \hat{\mathbf{C}}_{1:m} = \hat{\mathbf{c}}_{1:m} \mid C_n = k) \times \hat{\mathbb{P}}(C_n = k). \end{aligned}$$

We have easily $\hat{\mathbb{P}}(C_n = k) = \sum_{l \in [K]} \mu_l (\hat{P}^n)_{l, k}$. Moreover,

$$\begin{aligned} &\hat{\mathbb{P}}((X_{i,n})_{i \in \mathcal{E}}, \hat{\mathbf{C}}_{1:m} = \hat{\mathbf{c}}_{1:m} \mid C_n = k) \\ &= \hat{\mathbb{P}}((X_{i_j, n})_{j \in [S]}, \hat{\mathbf{C}}_{1:m} = \hat{\mathbf{c}}_{1:m} \mid C_n = k) \\ &= \sum_{c_{i_1} \in [K]} \alpha_{c_{i_1}}(i_1) \hat{Q}_{c_{i_1}, k}^{X_{i_1, n}} (1 - \hat{Q}_{c_{i_1}, k})^{X_{i_1, n}} \\ &\quad \times \hat{\mathbb{P}}((X_{i_j, n})_{j \in \{2, \dots, S\}}, \hat{\mathbf{C}}_{i_1+1:m} = \hat{\mathbf{c}}_{i_1+1:m} \mid C_{i_1} = c_{i_1}, C_n = k) \\ &= \sum_{c_{i_1}, c_{i_2} \in [K]} \alpha_{c_{i_1}}(i_1) \hat{l}_{i_1, n}(c_{i_1}, k) \underbrace{\hat{\mathbb{P}}(\hat{\mathbf{C}}_{i_1+1:i_2} = \hat{\mathbf{c}}_{i_1+1:i_2}, C_{i_2} = c_{i_2} \mid C_{i_1} = c_{i_1})}_{=\hat{\chi}_{c_{i_1}, c_{i_2}}^{(i_1, i_2)}} \hat{l}_{i_2, n}(c_{i_2}, k) \\ &\quad \times \hat{\mathbb{P}}((X_{i_j, n})_{j \in \{3, \dots, S\}}, \hat{\mathbf{C}}_{i_2+1:m} \mid C_{i_2} = c_{i_2}, C_n = k) \\ &= \dots \\ &= \sum_{c_{i_1}, \dots, c_{i_S} \in [K]} \alpha_{c_{i_1}}(i_1) \prod_{j=1}^{S-1} \left(\hat{l}_{i_j, n}(c_{i_j}, k) \hat{\chi}_{c_{i_j}, c_{i_{j+1}}}^{(i_j, i_{j+1})} \right) \beta_{c_{i_S}}(i_S) \hat{l}_{i_S, n}(c_{i_S}, k), \end{aligned}$$

where we have denoted $\forall i, j, \forall k, l \in [K]$,

$$\begin{aligned} \hat{\chi}_{k, l}^{(i, j)} &= \hat{\mathbb{P}}(C_j = l, \hat{\mathbf{C}}_{i+1:j} = \hat{\mathbf{c}}_{i+1:j} \mid C_i = k) \\ &= \sum_{c_{i+1}, \dots, c_{j-1}} \hat{P}_{k, c_{i+1}} \left(O_{c_{i+1}, \hat{c}_{i+1}} + \hat{P}_{c_{i+1}, c_{i+2}}(O_{c_{i+2}, \hat{c}_{i+2}} + \dots + \hat{P}_{c_{j-1}, l} O_{l, \hat{c}_j}) \right), \end{aligned}$$

$$\text{and } \forall i, \forall c, k \in [K], \quad \hat{l}_{i, n}(c, k) = \hat{Q}_{c, k}^{X_{i, n}} (1 - \hat{Q}_{c, k})^{1-X_{i, n}}.$$

6 Implementation and Experiments

6.1 Performance and implementation

The clustering algorithm used is a SDP method and, as a consequence, its time complexity scales with n^3 , while the complexity of the Baum-Welch algorithm is of order K^2n . From here, computing $\hat{\eta}_i(\hat{\mathbf{c}}_{1:n})$ for all $i \in [n]$ requires K^3n^2 operations using dynamic programming (see Sec.3.b of the notebook *experiments.ipynb*). Regarding the collaborative filtering task, using again dynamic programming the Reliable MAP estimator from Section 5.1 has a time complexity of order K^4n^2 (see method *collaborative_filtering_robustMAP* in the file *markovianSBM/BaumWelch.py*).

6.2 Inferring the number of communities

In this section, we propose a heuristic based on the learned emission probabilities from the Baum-Welch algorithm to estimate the number of communities K of our model. The proposed approach consists in running the Baum-Welch algorithm for a finite list of possible number of clusters $\{K_{min}, \dots, K_{max}\} = \mathcal{K} \subset \mathbb{N}^*$. For each $K \in \mathcal{K}$, we denote $O^{(K)}$ the matrix of emission probabilities learned by the algorithm when we consider that the number of communities is K . For any $K \in \mathcal{K}$, we define

$$M^{(K)} := \max_{k,l \in [K], k \neq l} \left\{ O_{l,k}^{(K)} + O_{k,l}^{(K)} \right\}.$$

For any $K \in \mathcal{K}$ and any $k, l \in [K]$, $k \neq l$, $O_{l,k}^{(K)} + O_{k,l}^{(K)}$ represents the probability that the clustering algorithm predicts community k or l if the true cluster is the other one.

- When K is less than or equal to the true number of clusters, $M^{(K)}$ stays small as soon as the graph is large enough and as the clustering algorithm used is efficient.
- When K becomes greater than the true number of clusters, $M^{(K)}$ is larger compared to the previous case because at least one true cluster will be arbitrarily split in two different groups by the clustering algorithm.

Based on this remark, we propose to estimate the number of communities by choosing the value $K \in \mathcal{K}$ leading to the larger positive jump of the function $K \mapsto M^{(K)}$ namely

$$\hat{K} \in \arg \max_{K \in \{K_{min}, \dots, K_{max}-1\}} \left\{ M^{(K+1)} - M^{(K)} \right\}.$$

First we test our method with a graph of size $n = 110$ and with $K = 4$ communities using the transition kernel P and the connectivity matrix Q defined by (1). Figure 7 shows that our approach allows to estimate the correct number of communities $K = 4$.

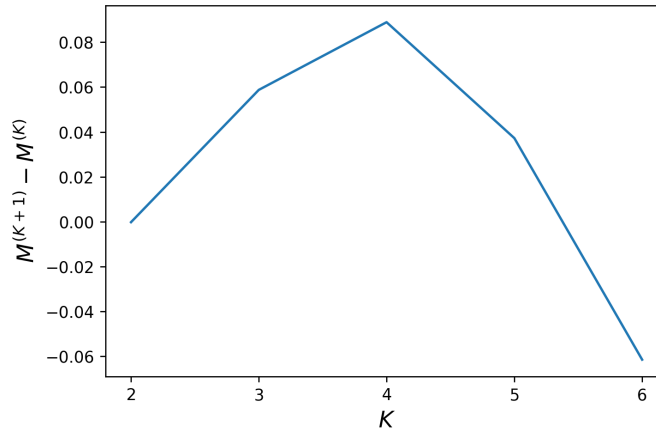


Figure 7: $K \mapsto M^{(K+1)} - M^{(K)}$ working with the connectivity matrix Q from (1).

We also test our procedure on a real network corresponding to American football games between Division IA colleges during regular season Fall 2000. Two teams are connected if they played against each other. The nodes have values that indicate which conferences the corresponding team belongs to. We worked with 6 different conferences ². Figure 8 shows that our procedure infers the correct number of communities.

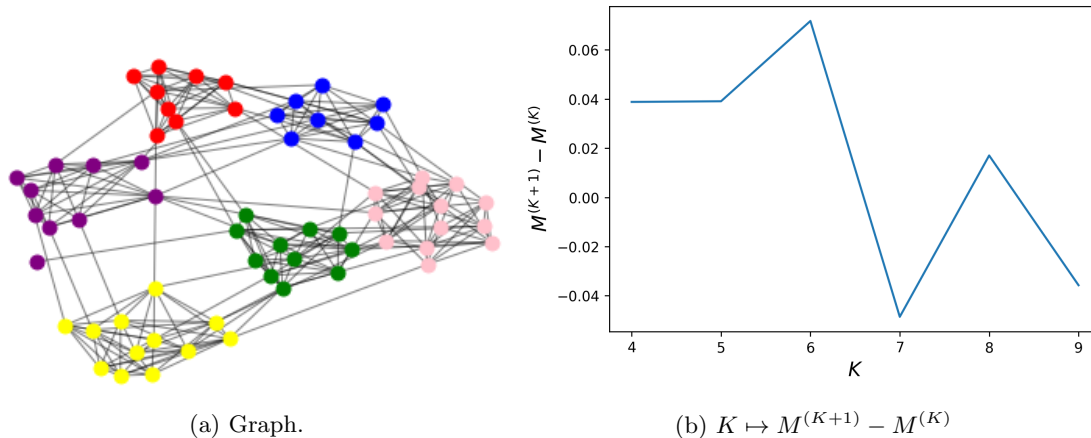


Figure 8: We test our model selection method on the *football network* from the Networkx python package.

6.3 Application on real data

Migratory animals are essential components of the ecosystems that support all life on Earth. By acting as pollinators and seed distributors they contribute to ecosystem structure and function. They provide food for other animals and regulate the number of species in ecosystems. Migratory animals are potentially very effective indicators of environmental changes that affect us all.

In [26], the authors proposed a periodic Markov model on a spatial migration network to formally describe the process of animal migration on the population level. They built their dataset using the Movebank data repository (see [27]) that provides historic of animal movements. We propose to test our approach on this dataset. The data is publicly available here³ and our experiments can be reproduced with the notebook *experiments.ipynb*.

Description of the dataset. The dataset presents the locations of several white-fronted geese with timestamps. The animals have been tracked from 2006 to 2010. Each location can be associated with a class using classes defined from Argos User’s Manual 2011. We refer to [26] for details. We focus on one specific white-fronted goose and we keep the list of its chronological locations between 2006 and 2010 for four location classes. Nodes correspond to the entries of the previous sequence of locations of the animal while communities are the classes associated to each location. In our network, we connect two nodes if the distance between the corresponding precise locations (given with latitude and longitude coordinates) is smaller than some specified threshold.

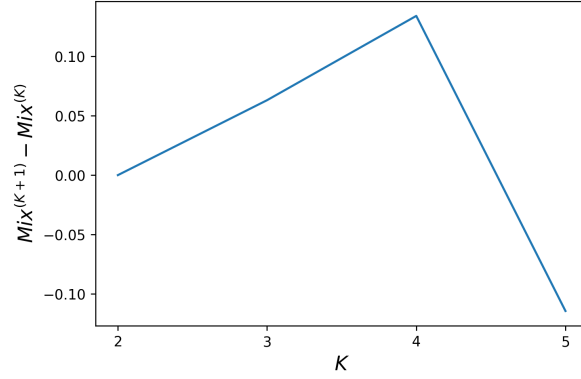
Results. With Figure 9.(a), we show that the model selection method of Section 6.2 allows to retrieve the correct number of clusters on our dataset. In order to evaluate the performance of our reliable link prediction method, we compute the transition matrix P and the connection matrix Q

²namely Atlantic Coast, Big East, Big Ten, Big Twelve, Conference USA, Mid-American.

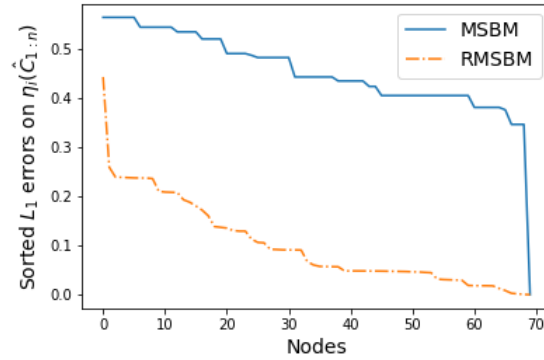
associated with our network. More precisely, we define $\forall k, l \in [K]$,

$$Q_{k,l} := \begin{cases} \frac{1}{|G_k| \times |G_l|} \sum_{i \in G_k} \sum_{j \in G_l} X_{i,j} & \text{if } k \neq l \\ \frac{1}{|G_k| \times (|G_k| - 1)} \sum_{i,j \in G_k} X_{i,j} & \text{if } k = l \end{cases} \quad \text{and} \quad P_{k,l} := \frac{n}{n-1} \frac{\sum_{i=1}^{n-1} \mathbb{1}_{(C_i, C_{i+1})=(k,l)}}{\sum_{i=1}^n \mathbb{1}_{C_i=k}},$$

where X is the adjacency matrix, C_i is the community of node $i \in [n]$ and G_k is the set of nodes with label $k \in [K]$. We use these matrices to compute the posterior probabilities $(\eta_i(\mathbf{c}_{1:n}))_{i \in [n]}$ and we can compare them with the estimations given by the plug-in approach and the reliable approach from Section 4. Figure 9.(b) shows that the reliable approach allows to significantly improve the estimate of the posterior probabilities.



(a) $K \mapsto M^{(K+1)} - M^{(K)}$.



(b) L^1 errors between $\hat{\eta}_i(\hat{\mathbf{C}}_{1:n})$ (resp. $\hat{\eta}_i^R(\hat{\mathbf{C}}_{1:n})$) and $\eta_i(\hat{\mathbf{C}}_{1:n})$.

Figure 9: We test our model on the bird migrations dataset from [26].

Comments. On simulated data with a small number of clusters, when n gets larger, the clustering algorithm will recover (almost) perfectly the true partition. In that case, it is clear that the reliable version cannot improve drastically the plug in method since this latter (almost) coincides with the Bayes estimator. However, real datasets never fit a particular model and recovering the true partition is really unlikely even for very large graphs. In such cases, our method is of great interest to provide reliable estimations for link prediction despite clustering errors.

³<https://www.datarepository.movebank.org/handle/10255/move.747>

References

- [1] E. Abbe. Community detection and stochastic block models: recent developments. *The Journal of Machine Learning Research*, 18, 2017.
- [2] E. Abbe and C. Sandon. Community detection in general stochastic block models: Fundamental limits and efficient algorithms for recovery. In *2015 IEEE 56th Annual Symposium on Foundations of Computer Science*. IEEE, 2015.
- [3] E. Abbe and C. Sandon. Achieving the ks threshold in the general stochastic block model with linearized acyclic belief propagation, 2016.
- [4] R. Ahmad and K. S. Xu. Effects of contact network models on stochastic epidemic simulations. In *International Conference on Social Informatics*. Springer, 2017.
- [5] E. Armengol et al. Evaluating link prediction on large graphs. In *Artificial intelligence research and development: proceedings of the 18th international conference of the Catalan association for artificial intelligence*, volume 277, 2015.
- [6] N. Baldin and Q. Berthet. Optimal link prediction with matrix logistic regression, 2018.
- [7] F. Bickenbach, E. Bode, et al. Markov or not markov-this should be a question. Technical report, Kiel working paper, 2001.
- [8] A. Biswas and B. Biswas. Community-based link prediction. *Multimedia Tools and Applications*, 76, 2016.
- [9] Z. Bu, Y. Wang, H.-J. Li, J. Jiang, Z. Wu, and J. Cao. Link prediction in temporal networks: Integrating survival analysis and game theory. *Information Sciences*, 498, 2019.
- [10] A. Celisse, J.-J. Daudin, and L. Pierre. Consistency of maximum-likelihood and variational estimators in the stochastic block model. *Electronic Journal of Statistics*, 6, 2012.
- [11] M. Charikar, S. Guha, E. Tardos, and D. Shmoys. A constant-factor approximation algorithm for the k-median problem. *Journal of Computer and System Sciences*, 65, 2002.
- [12] Y. Chen and J. Xu. Statistical-computational tradeoffs in planted problems and submatrix localization with a growing number of clusters and submatrices, 2014.
- [13] S. Chin, A. Rao, and V. Vu. Stochastic block model and community detection in the sparse graphs: A spectral algorithm with optimal rate of recovery, 2015.
- [14] D. M. Dunlavy, T. G. Kolda, and E. Acar. Temporal link prediction using matrix and tensor factorizations. *ACM Transactions on Knowledge Discovery from Data (TKDD)*, 5, 2011.
- [15] J. Fan, B. Jiang, and Q. Sun. Hoeffding’s inequality for general Markov chains and its applications to statistical learning. *J. Mach. Learn. Res.*, 22(139):1–35, 2021.
- [16] Y. Fei and Y. Chen. Exponential error rates of SDP for block models: Beyond Grothendieck’s inequality. *IEEE Transactions on Information Theory*, 65(1):551–571, 2018.
- [17] X. Feng, J. Zhao, and K. Xu. Link prediction in complex networks: a clustering perspective. *The European Physical Journal B*, 85, 2012.
- [18] D. Ferré, L. Hervé, and J. Ledoux. Limit theorems for stationary Markov processes with L^2 -spectral gap. *Ann. Inst. Henri Poincaré Probab. Stat.*, 48(2):396–423, 2012.
- [19] C. Giraud and N. Verzelen. Partial recovery bounds for clustering with the relaxed k -means. *Mathematical Statistics and Learning*, 1, 2019.
- [20] R. Guimerà and M. Sales-Pardo. Missing and spurious interactions and the reconstruction of complex networks. *Proceedings of the National Academy of Sciences*, 106, 2009.

- [21] O. Guédon and R. Vershynin. Community detection in sparse networks via grothendieck’s inequality. *Probability Theory and Related Fields*, 165, 2014.
- [22] B. Hajek, Y. Wu, and J. Xu. Semidefinite programs for exact recovery of a hidden community, 2016.
- [23] B. Jiang, Q. Sun, and J. Fan. Bernstein’s inequality for general markov chains. 2018.
- [24] B. Karrer and M. Newman. Stochastic blockmodels and community structure in networks. *Physical review. E, Statistical, nonlinear, and soft matter physics*, 83, 2011.
- [25] N. Keriven and S. Vaiter. Sparse and smooth: improved guarantees for spectral clustering in the dynamic stochastic block model, 2020.
- [26] A. Kölzsch, E. Kleyheeg, H. Kruckenberg, M. Kaatz, and B. Blasius. A periodic markov model to formalize animal migration on a network. *Royal Society open science*, 5(6):180438, 2018.
- [27] H. Kruckenberg, G. Müskens, and B. Ebbinge. Data from: A periodic markov model to formalise animal migration on a network [white-fronted goose data], 2018.
- [28] J. Lei and A. Rinaldo. Consistency of spectral clustering in stochastic block models. *The Annals of Statistics*, 43, 2015.
- [29] Levin. *Markov chains and mixing times*. American Mathematical Soc., 2017.
- [30] C. Matias and V. Miele. Statistical clustering of temporal networks through a dynamic stochastic block model. *Journal of the Royal Statistical Society: Series B (Statistical Methodology)*, 2015.
- [31] J. Peng and Y. Wei. Approximating k-means-type clustering via semidefinite programming. *SIAM Journal on Optimization*, 18, 2007.
- [32] M. Pensky and T. Zhang. Spectral clustering in the dynamic stochastic block model. *Electronic Journal of Statistics*, 13, 2017.
- [33] W. Perry and A. S. Wein. A semidefinite program for unbalanced multisection in the stochastic block model, 2015.
- [34] O. Shchur and S. Günnemann. Overlapping community detection with graph neural networks, 2019.
- [35] R. Weiss and B. Nadler. Learning parametric-output hmms with two aliased states. In F. Bach and D. Blei, editors, *Proceedings of the 32nd International Conference on Machine Learning*, volume 37 of *Proceedings of Machine Learning Research*, pages 635–644, Lille, France, 07–09 Jul 2015. PMLR.
- [36] K. S. Xu. Stochastic block transition models for dynamic networks. *CoRR*, 2014.
- [37] T. Yang, Y. Chi, S. Zhu, Y. Gong, and R. Jin. Detecting communities and their evolutions in dynamic social networks - a bayesian approach. *Machine Learning*, 82, 2011.

A Proofs

A.1 Proof of Theorem 1

Lemma 1 provides a more complete version of Theorem 1 by giving explicitly the constants.

Lemma 1. *Let us consider the three positive constants c , c' and c'' involved in Theorem 5.*

Assume that $\alpha_n \log(n) \leq 1/L$ and that $n\alpha_n > \max\left(\frac{4Lc''}{\pi_m^2 D^2}, \frac{2}{L\pi_m}\right)$. Then it holds

$$\mathbb{P}\left(\text{err}(\hat{G}, G) > \exp\left(-\frac{c'S^2}{2}\right)\right) \leq \frac{c}{n^2} + 2K \exp\left(-\frac{n\pi_m^2}{2A_1 + 4A_2\pi_m}\right),$$

where $S^2 = \frac{n\alpha_n\pi_mD^2}{L}$ and where A_1 and A_2 are constants that only depend on the Markov chain $(C_i)_{i \geq 1}$ with $A_1 := \frac{1 + (\lambda_+ \vee 0)}{1 - (\lambda_+ \vee 0)}$ and $A_2 := \frac{1}{3}\mathbb{1}_{\lambda_+ \leq 0} + \frac{5}{1 - \lambda_+}\mathbb{1}_{\lambda_+ > 0}$. Here $1 - \lambda_+$ is the right L^2 spectral gap of the Markov chain $(C_i)_{i \geq 1}$ (see Definition 6 in Section D).

Remarks.

- The fact that $\pi_m > 0$ is a direct consequence of the positive recurrent property of the Markov chain.
- The second term in the right hand side of the previous inequality comes from the concentration of the average number of visits of the Markov chain towards the stationary distribution of the chain. The first term in this inequality corresponds to the bound from Theorem 5 when communities have been assigned.

Recalling that $\|Q\|_\infty$ is upper bounded by $\alpha_n L$, the condition $\alpha_n \log(n) \leq 1/L$ enforces the signal to noise ratio defined by Giraud and Verzelen $s^2 := \Delta^2/(\alpha_n L)$ (see Theorem 5) to be larger than $\Delta^2 \times \log(n)$. Another way to interpret this condition is to say that it enforces the expected degree of all nodes of the graph to be smaller than $n/\log(n)$.

- In order to get some intuition on the conditions on n in the previous theorem, keep in mind that asymptotically, the size of the smallest community in the graph will be $n \times \pi_m$.

- The condition $n > \frac{4Lc''}{\alpha_n\pi_m^2 D^2}$ can be read as $(n \times \pi_m)\alpha_n D^2/L > \frac{4c''}{\pi_m} = 4c'' \times \frac{n}{n\pi_m}$. Asymptotically, $(n \times \pi_m)\alpha_n D^2/L$ provides a lower bound on the signal-to-noise ratio defined in Theorem 5. This shows that the condition $n > \frac{4Lc''}{\alpha_n\pi_m^2 D^2}$ is related to the constraint $s^2 \gtrsim n/m$ of Theorem 5.
- The condition $n > \frac{2}{\alpha_n L \pi_m}$ can be read as $\frac{1}{n \times \pi_m} < \alpha_n L/2$. This shows that the condition $n > \frac{2}{\alpha_n L \pi_m}$ is related to the constraint $1/m < \alpha_n L$ from Theorem 5.

The proof of Lemma 1 is based on the following Lemma which is proved below.

Lemma 2. *We consider c, c' and c'' the three numerical constants involved in Theorem 5.*

Let us consider $0 < t < \pi_m$. Assume that $\alpha_n L \leq 1/\log(n)$. Then for any $\epsilon > 0$ and n large enough such that:

$$n \times (\pi_m - t) \geq \begin{cases} \frac{L \log(1/\epsilon)}{c' \alpha_n D^2} & (i) \\ \left(\frac{c'' n L}{\alpha_n D^2}\right)^{1/2} & (ii) \\ 1/(\alpha_n L) & (iii) \end{cases}$$

it holds

$$\mathbb{P} \left(\text{err}(\hat{G}, G) > \epsilon \right) \leq \frac{c}{n^2} + 2K \exp \left(-\frac{nt^2}{2(A_1/4 + A_2t)} \right),$$

where A_1 and A_2 are constants defined in Theorem 1.

Note that the only constraint on ϵ is given by the condition (i) which is equivalent to

$$\epsilon \geq \exp \left(-\frac{c'D^2 n \alpha_n (\pi_m - t)}{L} \right).$$

In order to get the tighter result possible, we want to choose $\epsilon = \exp \left(-\frac{c'D^2 n \alpha_n (\pi_m - t)}{L} \right)$ which leads to

$$t = \pi_m - \frac{L \log(1/\epsilon)}{c'D^2 n \alpha_n}.$$

The condition $t > 0$ is then equivalent to

$$\pi_m > \frac{L \log(1/\epsilon)}{c'D^2 n \alpha_n} \Leftrightarrow \exp(-\pi_m n \alpha_n c' D^2 / L) < \epsilon.$$

The condition (ii) is equivalent to

$$n(\pi_m - t) = \frac{L \log(1/\epsilon)}{c' \alpha_n D^2} \geq \left(\frac{c'' n L}{\alpha_n D^2} \right)^{1/2} \Leftrightarrow \exp \left(-c' \sqrt{\frac{D^2 c'' n \alpha_n}{L}} \right) \geq \epsilon.$$

The condition (iii) is equivalent to

$$n(\pi_m - t) = \frac{L \log(1/\epsilon)}{c' \alpha_n D^2} \geq (1/\alpha_n L) \Leftrightarrow \exp \left(-\frac{c' D^2}{L^2} \right) \geq \epsilon.$$

One can easily prove that for $n \alpha_n > \max \left(\frac{4Lc''}{\pi_m^2 D^2}, \frac{2}{L\pi_m} \right)$, $\epsilon := \exp \left(-\frac{\pi_m n \alpha_n c' D^2}{2L} \right)$ satisfies the three conditions above. We proved Lemma 1.

Proof of Lemma 2. Using Theorem 1.2 from [23], we get that

$$\forall c \in [K], \forall t > 0, \mathbb{P} \left(\left| \frac{1}{n} \sum_{i=1}^n \mathbb{1}_{C_i=c} - \pi(c) \right| \geq t \right) \leq 2 \exp \left(-\frac{nt^2}{2(A_1 \sigma_c^2 + A_2 t)} \right) \quad (6)$$

where $A_1 = \frac{1 + (\lambda_+ \vee 0)}{1 - (\lambda_+ \vee 0)}$, $A_2 = \frac{1}{3} \mathbb{1}_{\lambda_+ \leq 0} + \frac{5}{1 - \lambda_+} \mathbb{1}_{\lambda_+ > 0}$ and $\sigma_c^2 = \pi(c)(1 - \pi(c))$.

We deduce that for all $t > 0$,

$$\mathbb{P} \left(\bigcup_c \left\{ \left| \frac{1}{n} \sum_{i=1}^n \mathbb{1}_{C_i=c} - \pi(c) \right| \geq t \right\} \right) \leq 2K \exp \left(-\frac{nt^2}{2(A_1 \sigma^2 + A_2 t)} \right),$$

where $\sigma^2 := \max_c \sigma_c^2$ ($\leq 1/4$).

We define $\Omega^c := \bigcup \left\{ \left| \frac{1}{n} \sum_{i=1}^n \mathbb{1}_{C_i=c} - \pi(c) \right| \geq t \right\}$ and we recall $\pi_m = \min_c \pi(c)$ and $D^2 = \min_{j \neq k} \sum_l ((Q_0)_{k,l} - (Q_0)_{j,l})^2$.

Suppose that $0 < t < \pi_m$ and that n is large enough to satisfy (i), (ii) and (iii).

$$\begin{aligned}
& \mathbb{P} \left(\text{err}(\hat{G}, G) > \epsilon \right) \\
&= \mathbb{P} \left(\{ \text{err}(\hat{G}, G) > \epsilon \} \cap \Omega \right) + \mathbb{P} \left(\{ \text{err}(\hat{G}, G) > \epsilon \} \cap \Omega^c \right) \\
&\leq \mathbb{P} \left(\{ \text{err}(\hat{G}, G) > \epsilon \} \cap \Omega \right) + 2K \exp \left(-\frac{nt^2}{2(A_1\sigma^2 + A_2t)} \right) \\
&= \mathbb{P} \left(\text{err}(\hat{G}, G) > \epsilon \mid \Omega \right) \times \mathbb{P}(\Omega) + 2K \exp \left(-\frac{nt^2}{2(A_1\sigma^2 + A_2t)} \right). \tag{7}
\end{aligned}$$

We denote by M the random variable that gives the size of the smallest cluster: $M := \min_{k \in [K]} m_k$. Condition (i) is equivalent to

$$\epsilon \geq \exp \left(-c' \frac{n\alpha_n(\pi_m - t)D^2}{L} \right).$$

Since on the event Ω , we have $n(\pi_m - t) \leq M$ almost surely, we get that on Ω ,

$$\epsilon \geq \exp \left(-c' \frac{M\alpha_n D^2}{L} \right) \geq \exp(-c's^2),$$

where $s^2 = \Delta^2/(\alpha_n L)$ with $\Delta^2 = \min_{k \neq j} \Delta_{k,j}^2$ and $\Delta_{k,j}^2 = \sum_l m_l (Q_{k,l} - Q_{j,l})^2$. The last equality comes from that $\Delta^2 \geq M\alpha_n^2 D^2$. Using (7) we get that

$$\begin{aligned}
\mathbb{P} \left(\text{err}(\hat{G}, G) > \epsilon \right) &\leq \mathbb{P} \left(\text{err}(\hat{G}, G) > \epsilon \mid \Omega \right) + 2K \exp \left(-\frac{nt^2}{2(A_1\sigma^2 + A_2t)} \right) \\
&\leq \mathbb{P} \left(\text{err}(\hat{G}, G) > e^{-c's^2} \mid \Omega \right) + 2K \exp \left(-\frac{nt^2}{2(A_1\sigma^2 + A_2t)} \right).
\end{aligned}$$

We note that on Ω :

- Condition (ii) gives

$$M^2 \geq \frac{c''nL}{\alpha_n D^2} \Leftrightarrow \frac{M\alpha_n D^2}{L} \geq c''n/M,$$

which implies that $s^2 = \frac{\Delta^2}{\alpha_n L} \geq c''n/M$ since $\Delta^2 \geq M\alpha_n^2 D^2$.

- Condition (iii) gives

$$\frac{1}{M} \leq \alpha_n L.$$

Applying the result of Verzelen and Giraud from [19], we get that

$$\mathbb{P} \left(\text{err}(\hat{G}, G) > e^{-c's^2} \mid \Omega \right) \leq \frac{c}{n^2}.$$

Finally,

$$\mathbb{P} \left(\text{err}(\hat{G}, G) > \epsilon \right) \leq \frac{c}{n^2} + 2K \exp \left(-\frac{nt^2}{2(A_1\sigma^2 + A_2t)} \right).$$

□

A.2 Proof of Theorem 2

We start by proving Lemma 3 which enriches the statement of Theorem 2 by giving explicitly the constants.

Lemma 3. *We keep the notations of Theorem 1.*

Assume that $\alpha_n \log(n) \leq \frac{1}{L}$ and that $n\alpha_n > \max\left(\frac{4Lc''}{\pi_m^2 D^2}, \frac{2}{L\pi_m}, \frac{2L \log(n)}{\pi_m c' D^2}\right)$. Then for all $0 < t < \pi_m - \frac{1}{n}$, it holds

$$\begin{aligned} & \mathbb{P}\left(\|\hat{Q} - Q\|_\infty > t\right) \\ & \leq K(K+1) \exp\left(-\frac{(n\pi_m - nt - 1)^2 t^2}{\frac{1}{2} + \frac{2}{3}t}\right) + \frac{c}{n^2} + 2K \exp\left(-\frac{nt^2}{2(A_1/4 + A_2 t)}\right). \end{aligned}$$

Proof of Lemma 3. • Preliminary 1

Using Bernstein inequality, we get that $\forall k, l \in [K]^2$ with $k \neq l$, $\forall t > 0$,

$$\mathbb{P}\left(\left|\frac{1}{|G_k| \times |G_l|} \sum_{i \in G_k} \sum_{j \in G_l} X_{i,j} - Q_{k,l}\right| \geq t\right) \leq 2 \exp\left(-\frac{|G_k| \times |G_l| t^2}{2(Q_{k,l}(1 - Q_{k,l}) + t/3)}\right)$$

and $\forall k \in [K]$, $\forall t > 0$,

$$\begin{aligned} & \mathbb{P}\left(\left|\frac{1}{|G_k| \times (|G_k| - 1)} \sum_{i,j \in G_k, i \neq j} X_{i,j} - Q_{k,k}\right| \geq t\right) \\ & \leq 2 \exp\left(-\frac{|G_k| \times (|G_k| - 1) t^2}{2(Q_{k,k}(1 - Q_{k,k}) + t/3)}\right). \end{aligned}$$

- Preliminary 2

We define the event $N := \left\{\text{err}(\hat{G}, G) < \exp\left(-\frac{\pi_m n \alpha_n c' D^2}{2L}\right)\right\}$. Note that on N , the partition of the clusters is correctly recovered thanks to the condition $n\alpha_n > \frac{2L \log(n)}{\pi_m c' D^2}$ and using Lemma 1.

- Preliminary 3

Using Theorem 1.2 from [23], we get that

$$\forall c \in [K], \forall t > 0, \quad \mathbb{P}\left(\left|\frac{1}{n} \sum_{i=1}^n \mathbb{1}_{C_i=c} - \pi(c)\right| \geq t\right) \leq 2 \exp\left(-\frac{nt^2}{2(A_1/4 + A_2 t)}\right).$$

We deduce that for all $t > 0$,

$$\mathbb{P}\left(\bigcup_c \left\{\left|\frac{1}{n} \sum_{i=1}^n \mathbb{1}_{C_i=c} - \pi(c)\right| \geq t\right\}\right) \leq 2K \exp\left(-\frac{nt^2}{2(A_1/4 + A_2 t)}\right).$$

We define $\Omega^c := \bigcup_{c \in [K]} \left\{\left|\frac{1}{n} \sum_{i=1}^n \mathbb{1}_{C_i=c} - \pi(c)\right| \geq t\right\}$.

Considering $0 < t < \pi_m - \frac{1}{n}$, we have

$$\mathbb{P}\left(\|\hat{Q} - Q\|_\infty > t\right)$$

$$\begin{aligned}
&\leq \mathbb{P} \left(\bigcup_{k,l \in [K]^2, k \leq l} \{|\hat{Q}_{k,l} - Q_{k,l}| > t\} \mid \Omega \right) + \mathbb{P}(\Omega^c) \\
&\leq \mathbb{P} \left(\bigcup_{k,l \in [K]^2, k \leq l} \{|\hat{Q}_{k,l} - Q_{k,l}| > t\} \mid N, \Omega \right) + \mathbb{P}(N^c \mid \Omega) + \mathbb{P}(\Omega^c) \\
&\quad \text{and using preliminary 3,} \\
&\leq \mathbb{P} \left(\bigcup_{k,l \in [K]^2, k \leq l} \{|\hat{Q}_{k,l} - Q_{k,l}| > t\} \mid N, \Omega \right) + \mathbb{P}(N^c \mid \Omega) \\
&\quad + 2K \exp \left(-\frac{nt^2}{2(A_1/4 + A_2t)} \right) \\
&\leq \mathbb{P} \left(\bigcup_{k,l \in [K]^2, k \leq l} \{|\hat{Q}_{k,l} - Q_{k,l}| > t\} \mid N, \Omega \right) + \frac{c}{n^2} + 2K \exp \left(-\frac{nt^2}{2(A_1/4 + A_2t)} \right) \\
&\quad \text{where we used that } \mathbb{P}(N^c \mid \Omega) \leq \frac{c}{n^2} \text{ (shown in the proof of Theorem 1),} \\
&\leq 2 \sum_{1 \leq k \leq l \leq K} \exp \left(-\frac{n(\pi(k) - t) \times (n\pi(l) - nt - 1)t^2}{2(Q_{k,l}(1 - Q_{k,l}) + t/3)} \right) + \frac{c}{n^2} + \\
&\quad 2K \exp \left(-\frac{nt^2}{2(A_1/4 + A_2t)} \right),
\end{aligned}$$

where the last inequality is a direct consequence of the three preliminaries. \square

Proof of Theorem 2. Let us consider $\gamma > 0$ and define $t = \frac{\gamma}{\sqrt{n}}$.

Asking

$$\frac{n\alpha_n}{\log(n)} \geq a \quad \text{with} \quad a := \frac{4Lc''}{c'\pi_m^2 D^2} \vee \frac{2L}{c'\pi_m D^2} \vee \frac{2}{L\pi_m},$$

we ensure that $n\alpha_n$ satisfies the conditions of Lemma 3.

Now let us look into the condition $t = \frac{\gamma}{\sqrt{n}} < \pi_m - \frac{1}{n}$ of Lemma 3. We will ask t to satisfy the stronger condition

$$t = \frac{\gamma}{\sqrt{n}} < \frac{\pi_m}{2} - \frac{1}{n} \quad \Leftrightarrow \quad 0 < \frac{\pi_m}{2}n - \gamma\sqrt{n} - 1.$$

Studying the polynomial function $f : x \mapsto \frac{\pi_m}{2}x^2 - \gamma x - 1$, one can find that the zeros of f are

$$x_1 := \frac{\gamma - \sqrt{\gamma^2 + 2\pi_m}}{\pi_m} \quad \text{and} \quad x_2 := \frac{\gamma + \sqrt{\gamma^2 + 2\pi_m}}{\pi_m} \leq \frac{2\gamma + \sqrt{2\pi_m}}{\pi_m}.$$

We deduce that asking

$$n > 4 \left(\frac{\gamma + 1}{\pi_m} \right)^2, \tag{8}$$

which implies $\sqrt{n} > \frac{2\gamma + \sqrt{2\pi_m}}{\pi_m}$, we guarantee that $\gamma/\sqrt{n} < \pi_m - 1/n$.

Applying Lemma 3, we get that with probability at least

$$1 - \left[(K^2 + K) \exp \left(\frac{-(n\pi_m - \gamma\sqrt{n} - 1)^2 \frac{\gamma^2}{n}}{\frac{1}{2} + \frac{2}{3} \frac{\gamma}{\sqrt{n}}} \right) + \frac{c}{n^2} + 2K \exp \left(\frac{-\gamma^2}{2(A_1/4 + A_2 \frac{\gamma}{\sqrt{n}})} \right) \right],$$

it holds $\|\hat{Q} - Q\|_\infty \leq \gamma/\sqrt{n}$.

Thanks to (8), we have $(n\pi_m - \gamma\sqrt{n} - 1)^2 = n^2(\pi_m - \gamma/\sqrt{n} - 1/n)^2 \geq n^2\pi_m^2/4$ and $\gamma/\sqrt{n} \leq \pi_m/2$. We deduce that defining

$$b := c \vee (2K(K+1)) \quad \text{and} \quad b' := \frac{1}{2(A_1/4 + A_2\pi_m)} \wedge \frac{\pi_m^2}{2 + \frac{4}{3}\pi_m},$$

it holds with probability at least $1 - b(1/n^2 \vee \exp(-b'\gamma^2))$

$$\|\hat{Q} - Q\|_\infty \leq \frac{\gamma}{\sqrt{n}}.$$

□

A.3 Proof of Theorem 3

Lemma 4 provides a more complete version of Theorem 3 by giving explicitly the constants.

Lemma 4. *We keep the notations of Theorem 1.*

Assume that $\alpha_n \log(n) \leq 1/L$ and that $n\alpha_n > \max\left(\frac{4Lc''}{\pi_m^2 D^2}, \frac{2}{L\pi_m}, \frac{2L \log(n)}{\pi_m c' D^2}\right)$. Then for all $t > 0$, it holds

$$\mathbb{P}(\|\hat{\pi} - \pi\|_\infty > t) \leq 2K \exp\left(-\frac{nt^2}{2(A_1/4 + A_2t)}\right) + \frac{c}{n^2} + 2K \exp\left(-\frac{n\pi_m^2}{2A_1 + 4A_2\pi_m}\right).$$

Proof of Lemma 4. Using Theorem 1.2 from [23], we get that

$$\forall c \in [K], \forall t > 0, \quad \mathbb{P}\left(\left|\frac{1}{n} \sum_{i=1}^n \mathbb{1}_{C_i=c} - \pi(c)\right| \geq t\right) \leq 2 \exp\left(-\frac{nt^2}{2(A_1\sigma_c^2 + A_2t)}\right)$$

where $A_1 = \frac{1 + (\lambda_+ \vee 0)}{1 - (\lambda_+ \vee 0)}$, $A_2 = \frac{1}{3} \mathbb{1}_{\lambda_+ \leq 0} + \frac{5}{1 - \lambda_+} \mathbb{1}_{\lambda_+ > 0}$ and $\sigma_c^2 = \pi(c)(1 - \pi(c)) \leq 1/4$.

We define the event $N := \left\{\text{err}(\hat{G}, G) < \exp\left(-\frac{\pi_m n \alpha_n c' D^2}{2L}\right)\right\}$. Note that on N , the partition of the clusters is correctly recovered thanks to the condition $n\alpha_n > \frac{2L \log(n)}{\pi_m c' D^2}$. Then,

$$\begin{aligned} & \mathbb{P}\left(\bigcup_{k \in [K]} \{|\hat{\pi}(k) - \pi(k)| > t\}\right) \\ & \leq \mathbb{P}\left(\bigcup_{k \in [K]} \{|\hat{\pi}(k) - \pi(k)| > t\} \mid N\right) + \mathbb{P}(N^c) \\ & = \mathbb{P}\left(\bigcup_{k \in [K]} \left\{\left|\frac{1}{n} \sum_{i=1}^n \mathbb{1}_{C_i=k} - \pi(k)\right| > t\right\} \mid N\right) + \mathbb{P}(N^c) \\ & \leq 2K \exp\left(-\frac{nt^2}{2(A_1/4 + A_2t)}\right) + \frac{c}{n^2} + 2K \exp\left(-\frac{n\pi_m^2}{2A_1 + 4A_2\pi_m}\right), \end{aligned}$$

where we apply Lemma 1 in the last inequality.

□

A.4 Proof of Theorem 4

We will prove a more accurate result with Lemma 5.

Lemma 5. *Let us consider $\gamma > \frac{5K}{2\pi_m^2}$.*

Assume that $\alpha_n \log(n) \leq 1/L$, that $n\alpha_n > \max\left(\frac{4Lc''}{\pi_m^2 D^2}, \frac{4}{L\pi_m}, \frac{2L \log(n)}{\pi_m c' D^2}\right)$ and that $\sqrt{n} > \frac{2}{\pi_m}(1 + \pi_m^2 \gamma/5)$. Then it holds

$$\begin{aligned} & \mathbb{P}\left(\|\hat{P} - P\|_\infty \geq \frac{\gamma}{\sqrt{n}}\right) \\ & \leq 2K^2 \exp\left(-\frac{\left(\frac{\pi_m^2 \gamma}{5K} - \frac{1}{2}\right)^2}{2(B_1/4 + B_2 \frac{\pi_m^2 \gamma}{5K\sqrt{n}})}\right) + \frac{c}{n^2} + 2K \exp\left(-\frac{n\pi_m^2}{8A_1\sigma^2 + 4A_2\pi_m}\right), \end{aligned}$$

where B_1 and B_2 depend only on the Markov chain and are defined by $B_1 := \frac{1 + (\xi_+ \vee 0)}{1 - (\xi_+ \vee 0)}$ and $B_2 := \frac{1}{3}\mathbb{1}_{\xi_+ \leq 0} + \frac{5}{1 - \xi_+}\mathbb{1}_{\xi_+ > 0}$. Here $1 - \xi_+$ is the right L^2 spectral gap of the Markov chain $(Y_i)_{i \geq 1}$ (see Definition 6 in Section D).

Remarks.

- The first term in the right hand side of the previous inequality is due to the concentration of the average number of visits of the chain $(Y_i)_{i \geq 1}$ (defined in Section 2.3.3) towards its stationary distribution. The two last terms of the inequality correspond to the bound guaranteeing the recovery of the true partitions with a direct application of Theorem 1.
- The condition $n\alpha_n > \frac{2L \log(n)}{\pi_m c' D^2}$ ensures that $\exp\left(-\frac{\pi_m n \alpha_n c' D^2}{2L}\right) < \frac{1}{n}$. Theorem 1 will then guarantee that we recover perfectly the partition of the communities.
- Expecting the accuracy γ/\sqrt{n} , the condition $\sqrt{n} > \frac{2}{\pi_m}(1 + \pi_m^2 \gamma/5)$ ensures that the Markov chain $(C_i)_{i \geq 1}$ has visited enough each state $k \in [K]$ to guarantee the convergence of the average number of visits toward the stationary distribution.

*Proof of Lemma 5. **I. Concentration of the average number of visits for $(Y_i)_{i \geq 1}$.***

We recall that $(Y_i)_{i \geq 1}$ is a Markov Chain on $[K]^2$ defined by : $Y_i = (C_i, C_{i+1})$.

Then using again Theorem 1.2 from [23], we get that $\forall t > 0, \forall k, l \in [K]^2$,

$$\mathbb{P}\left(\left|\frac{1}{n-1} \sum_{i=1}^{n-1} \mathbb{1}_{Y_i=(k,l)} - \pi(k)P_{k,l}\right| \geq t\right) \leq 2 \exp\left(-\frac{nt^2}{2(B_1/4 + B_2 t)}\right),$$

II. First step toward the Theorem.

We define the event $N := \left\{\text{err}(\hat{G}, G) < \exp\left(-\frac{\pi_m n \alpha_n c' D^2}{2L}\right)\right\}$. Note that on N , the partition of the clusters is correctly recovered thanks to the condition $n\alpha_n > \frac{2L \log(n)}{\pi_m c' D^2}$.

Let $\gamma > \frac{5K}{2\pi_m^2}$ and let us define

$$\begin{aligned} r &= \frac{\zeta}{\sqrt{n}} \text{ with } \zeta = \frac{\pi_m^2 \gamma}{5K} - \frac{1}{2} > 0, \\ \text{and } \Gamma &= \bigcap_{k,l} \left\{ \left| \frac{1}{n-1} \sum_{i=1}^{n-1} \mathbb{1}_{Y_i=(k,l)} - \pi(k)P_{k,l} \right| < r \right\}. \end{aligned}$$

Then,

$$\begin{aligned} & \mathbb{P} \left(\bigcup_{k,l} \left\{ \left| \hat{P}_{k,l} - P_{k,l} \right| \geq \frac{\gamma}{\sqrt{n}} \right\} \right) \\ & \leq \underbrace{\mathbb{P} \left(\bigcup_{k,l} \left\{ \left| \hat{P}_{k,l} - P_{k,l} \right| \geq \frac{\gamma}{\sqrt{n}} \right\} \mid N, \Gamma \right)}_{(*)} \mathbb{P}(N) \mathbb{P}(\Gamma \mid N) + \mathbb{P}(\Gamma^c) + \mathbb{P}(N^c). \end{aligned}$$

Note that the condition $\sqrt{n} > \frac{2}{\pi_m} (1 + \pi_m^2 \gamma / 5)$ of Lemma 5 implies

$$\sqrt{n} > \frac{2}{\pi_m} (1 + K\zeta). \quad (9)$$

III. We prove that $(*)$ is zero.

In this third step of the proof, we are going to show that conditionally on the event $N \cap \Gamma$, the infinite norm between our estimate of the transition matrix \hat{P} and P is smaller than γ/\sqrt{n} .

1 We split $(*)$ in two terms.

$$\begin{aligned} & \mathbb{P} \left(\bigcup_{k,l} \left\{ \left| \hat{P}_{k,l} - P_{k,l} \right| \geq \frac{\gamma}{\sqrt{n}} \right\} \mid N, \Gamma \right) \\ & = \mathbb{P} \left(\bigcup_{k,l} \left\{ \left| \hat{P}_{k,l} - \frac{\sum_{i=1}^{n-1} \mathbb{1}_{Y_i=(k,l)}}{(n-1)\pi(k)} + \frac{\sum_{i=1}^{n-1} \mathbb{1}_{Y_i=(k,l)}}{(n-1)\pi(k)} - P_{k,l} \right| \geq \frac{\gamma}{\sqrt{n}} \right\} \mid N, \Gamma \right) \end{aligned}$$

2 We show that on Γ : $\left| \frac{1}{n} \sum_{i=1}^n \mathbb{1}_{C_i=k} - \pi(k) \right| \leq \frac{1}{n} + Kr$. Here we show that a concentration of the average number of visits for $(Y_i)_{i \geq 1}$ gives for free a concentration result of the average number of visits for $(C_i)_{i \geq 1}$.

Note that on the event Γ :

$$\begin{aligned} \bullet \frac{1}{n} \sum_{i=1}^n \mathbb{1}_{C_i=k} & \geq \frac{1}{n} \sum_{l=1}^K \sum_{i=1}^{n-1} \mathbb{1}_{C_i=k, C_{i+1}=l} \\ & = \frac{n-1}{n} \sum_{l=1}^K \frac{1}{n-1} \sum_{i=1}^{n-1} \mathbb{1}_{C_i=k, C_{i+1}=l} \\ & \geq \frac{n-1}{n} \sum_{l=1}^K (\pi(k) P_{k,l} - r) \\ & = \frac{n-1}{n} (\pi(k) - Kr). \end{aligned}$$

$$\text{Hence } \frac{1}{n} \sum_{i=1}^n \mathbb{1}_{C_i=k} - \pi(k) \geq -\frac{\pi(k)}{n} - \frac{n-1}{n} Kr \geq -\left(\frac{1}{n} + Kr\right).$$

$$\bullet \frac{1}{n} \sum_{i=1}^n \mathbb{1}_{C_i=k} \leq \frac{1}{n} \sum_{l=1}^K \sum_{i=1}^{n-1} \mathbb{1}_{C_i=k, C_{i+1}=l} + \frac{1}{n}$$

$$\begin{aligned}
&= \frac{n-1}{n} \sum_{l=1}^K \frac{1}{n-1} \sum_{i=1}^{n-1} \mathbb{1}_{C_i=k, C_{i+1}=l} + \frac{1}{n} \\
&\leq \frac{n-1}{n} \sum_{l=1}^K (\pi(k)P_{k,l} + r) + \frac{1}{n} \\
&\leq \pi(k) + Kr + \frac{1}{n}.
\end{aligned}$$

Hence $\frac{1}{n} \sum_{i=1}^n \mathbb{1}_{C_i=k} - \pi(k) \leq \frac{1}{n} + Kr$.

We deduce then that on Γ , $\left| \frac{1}{n} \sum_{i=1}^n \mathbb{1}_{C_i=k} - \pi(k) \right| \leq \frac{1}{n} + Kr$.

[3] We show that the first term from [1] is zero. In the following, we show that the definition of ζ with the condition $\sqrt{n} > \frac{2}{\pi_m}(1 + \pi_m^2\gamma/5)$ implies that the first term in [1] is zero.

$$\begin{aligned}
&\mathbb{P} \left(\left| \hat{P}_{k,l} - \frac{1}{n-1} \frac{\sum_{i=1}^{n-1} \mathbb{1}_{Y_i=(k,l)}}{\pi(k)} \right| \geq \frac{\gamma}{2\sqrt{n}} \mid N, \Gamma \right) \\
&= \mathbb{P} \left(\frac{1}{n-1} \sum_{i=1}^{n-1} \mathbb{1}_{Y_i=(k,l)} \left| \frac{n}{\sum_{i=1}^n \mathbb{1}_{C_i=k}} - \frac{1}{\pi(k)} \right| \geq \frac{\gamma}{2\sqrt{n}} \mid N, \Gamma \right) \\
&\leq \mathbb{P} \left((r + \pi(k)P_{k,l}) \left| \frac{n}{\sum_{i=1}^n \mathbb{1}_{C_i=k}} - \frac{1}{\pi(k)} \right| \geq \frac{\gamma}{2\sqrt{n}} \mid N, \Gamma \right) \\
&= \mathbb{P} \left(\left| \frac{n\pi(k) - \sum_{i=1}^n \mathbb{1}_{C_i=k}}{\pi(k) \sum_{i=1}^n \mathbb{1}_{C_i=k}} \right| \geq \frac{1}{2r + 2\pi(k)P_{k,l}} \cdot \frac{\gamma}{\sqrt{n}} \mid N, \Gamma \right) \text{ and using [2],} \\
&\leq \mathbb{P} \left(\frac{\frac{1}{n} + Kr}{\pi(k)(\pi(k) - \frac{1}{n} - Kr)} \geq \frac{1}{2r + 2\pi(k)P_{k,l}} \cdot \frac{\gamma}{\sqrt{n}} \mid N, \Gamma \right) \\
&\leq \mathbb{P} \left(\frac{\frac{1}{n} + Kr}{\pi_m(\pi_m - \frac{1}{n} - Kr)} \geq \frac{1}{2r + 2} \cdot \frac{\gamma}{\sqrt{n}} \mid N, \Gamma \right) \text{ and since } r = \frac{\zeta}{\sqrt{n}}, \\
&= \mathbb{P} \left(\frac{\frac{1}{n} + K \frac{\zeta}{\sqrt{n}}}{\pi_m(\pi_m - \frac{1}{n} - K \frac{\zeta}{\sqrt{n}})} \geq \frac{1}{2 \frac{\zeta}{\sqrt{n}} + 2} \cdot \frac{\gamma}{\sqrt{n}} \mid N, \Gamma \right) \\
&= \mathbb{P} \left(\frac{(\frac{1}{n} + K \frac{\zeta}{\sqrt{n}})(2\zeta + 2\sqrt{n})}{\pi_m(\pi_m - \frac{1}{n} - K \frac{\zeta}{\sqrt{n}})} \geq \gamma \mid N, \Gamma \right) \\
&\leq \mathbb{P} \left(\frac{(\frac{1}{n} + K \frac{\zeta}{\sqrt{n}})(2\zeta + 2\sqrt{n})}{\pi_m(\pi_m - \frac{1}{\sqrt{n}}(1 + K\zeta))} \geq \gamma \mid N, \Gamma \right). \tag{10}
\end{aligned}$$

Since from (9), $\sqrt{n} \geq \frac{2}{\pi_m}(1 + K\zeta)$, we have

$$\frac{\pi_m}{2} \leq \pi_m - \frac{1}{\sqrt{n}}(1 + K\zeta),$$

which leads to

$$\mathbb{P} \left(\frac{(\frac{1}{n} + K \frac{\zeta}{\sqrt{n}})(2\zeta + 2\sqrt{n})}{\pi_m(\pi_m - \frac{1}{\sqrt{n}}(1 + K\zeta))} \geq \gamma \mid N, \Gamma \right) \leq \mathbb{P} \left(\frac{2(\frac{1}{\sqrt{n}} + K\zeta)(\frac{\zeta}{\sqrt{n}} + 1)}{\pi_m^2/2} \geq \gamma \mid N, \Gamma \right).$$

Moreover, since from (9) and the fact that $\pi_m \in (0, 1)$, $\sqrt{n} \geq \frac{2}{\pi_m}(1 + K\zeta) > 2K\zeta$, it holds

$$\frac{\zeta}{\sqrt{n}} < \frac{1}{2K} < \frac{1}{4}.$$

Coming back to (10), we finally get

$$\begin{aligned}
& \mathbb{P} \left(\left| \hat{P}_{k,l} - \frac{1}{n-1} \frac{\sum_{i=1}^{n-1} \mathbb{1}_{Y_i=(k,l)}}{\pi(k)} \right| \geq \frac{\gamma}{2\sqrt{n}} \mid N, \Gamma \right) \\
& \leq \mathbb{P} \left(\frac{2(\frac{1}{\sqrt{n}} + K\zeta)(\frac{\zeta}{\sqrt{n}} + 1)}{\pi_m^2/2} \geq \gamma \mid N, \Gamma \right) \\
& \leq \mathbb{P} \left(\frac{5(\frac{1}{\sqrt{n}} + K\zeta)}{\pi_m^2} \geq \gamma \mid N, \Gamma \right) \\
& = 0.
\end{aligned}$$

The last equality is due to the definition of ζ . Indeed,

$$\zeta = \frac{\gamma\pi_m^2}{5K} - \frac{1}{2} < \frac{\gamma\pi_m^2}{5K} - \frac{1}{K\sqrt{n}} \quad \text{leading to} \quad \frac{5(\frac{1}{\sqrt{n}} + K\zeta)}{\pi_m^2} < \gamma.$$

4 We show that the second term from **1** is zero.

$$\begin{aligned}
& \mathbb{P} \left(\left| \frac{1}{n-1} \frac{\sum_{i=1}^{n-1} \mathbb{1}_{Y_i=(k,l)}}{\pi(k)} - P_{k,l} \right| \geq \frac{\gamma}{2\sqrt{n}} \mid N, \Gamma \right) \\
& = \mathbb{P} \left(\left| \frac{1}{n-1} \sum_{i=1}^{n-1} \mathbb{1}_{Y_i=(k,l)} - \pi(k)P_{k,l} \right| \geq \pi(k) \frac{\gamma}{2\sqrt{n}} \mid N, \Gamma \right) \\
& \leq \mathbb{P} \left(\left| \frac{1}{n-1} \sum_{i=1}^{n-1} \mathbb{1}_{Y_i=(k,l)} - \pi(k)P_{k,l} \right| \geq \pi_m \frac{\gamma}{2\sqrt{n}} \mid N, \Gamma \right) \\
& = 0,
\end{aligned}$$

where the last equality comes from the definition of $r = \zeta/\sqrt{n}$ and the definition of Γ because

$$\zeta = \frac{\pi_m^2\gamma}{5K} - \frac{1}{2} < \frac{\pi_m^2\gamma}{5K} \leq \frac{\pi_m\gamma}{2}.$$

IV. Conclusion.

$$\begin{aligned}
& \mathbb{P} \left(\bigcup_{k,l} \left\{ \left| \hat{P}_{k,l} - P_{k,l} \right| \geq \frac{\gamma}{\sqrt{n}} \right\} \right) \\
& \leq \mathbb{P} \left(\bigcup_{k,l} \left\{ \left| \hat{P}_{k,l} - P_{k,l} \right| \geq \frac{\gamma}{\sqrt{n}} \right\} \mid N, \Gamma \right) \mathbb{P}(N) \mathbb{P}(\Gamma \mid N) + \mathbb{P}(\Gamma^c) + \mathbb{P}(N^c) \\
& = \mathbb{P}(\Gamma^c) + \mathbb{P}(N^c) \\
& \leq 2K^2 \exp \left(-\frac{nr^2}{2(B_1/4 + B_2r)} \right) + \frac{c}{n^2} + 2K \exp \left(-\frac{n\pi_m^2}{8A_1\sigma^2 + 4A_2\pi_m} \right) \\
& \leq 2K^2 \exp \left(-\frac{\left(\frac{\pi_m^2\gamma}{5K} - \frac{1}{2} \right)^2}{2(B_1/4 + B_2 \frac{\pi_m^2\gamma}{5K\sqrt{n}} - \frac{1}{2})} \right) + \frac{c}{n^2} + 2K \exp \left(-\frac{n\pi_m^2}{8A_1\sigma^2 + 4A_2\pi_m} \right),
\end{aligned}$$

where we apply Lemma 1 in the last inequality. \square

A.5 Proof of Proposition 3

Let us consider $\gamma > \frac{5K}{2\pi_m^2}$. We assume that the conditions (4) of Proposition 3 are satisfied and we deduce from Theorems 4 and 2 that there exists three constants $a, b, b' > 0$ such that with probability at least $1 - \frac{1}{2}b \left[1/n^2 \vee \exp \left(-b'(\gamma - \frac{5K}{2\pi_m^2})^2 \right) \right]$, it holds

$$\|\hat{P} - P\|_\infty \vee \|\hat{Q} - Q\|_\infty \leq \frac{\gamma}{\sqrt{n}}.$$

For any $i \in [n]$ we have

$$\begin{aligned} & |\eta_i(\mathbf{C}_{1:n}) - \hat{\eta}_i(\mathbf{C}_{1:n})| \\ &= \left| \sum_{k \in [K]} P_{C_i,k} Q_{C_i,k} - \sum_{k \in [K]} \hat{P}_{C_i,k} \hat{Q}_{C_i,k} \right| \\ &\leq \sum_{k \in [K]} \left| P_{C_i,k} Q_{C_i,k} - \hat{P}_{C_i,k} Q_{C_i,k} + \hat{P}_{C_i,k} Q_{C_i,k} - \hat{P}_{C_i,k} \hat{Q}_{C_i,k} \right| \\ &\leq \sum_{k \in [K]} \left| P_{C_i,k} - \hat{P}_{C_i,k} \right| \times |Q_{C_i,k}| + \sum_{k \in [K]} \left| Q_{C_i,k} - \hat{Q}_{C_i,k} \right| \times |\hat{P}_{C_i,k}| \\ &\leq \|\hat{P} - P\|_\infty \sum_{k \in [K]} Q_{C_i,k} + \|Q - \hat{Q}\|_\infty \sum_{k \in [K]} \hat{P}_{C_i,k} \\ &\leq \|\hat{P} - P\|_\infty K \alpha_n L + \|Q - \hat{Q}\|_\infty, \end{aligned}$$

where we used that $\|Q\|_\infty = \alpha_n \|Q_0\|_\infty \leq \alpha_n L$ and the fact that \hat{P} is a stochastic matrix.

We deduce that for any $i \in [n]$, it holds with probability at least $1 - b \left[1/n^2 \vee \exp \left(-b'(\gamma - \frac{5K}{2\pi_m^2})^2 \right) \right]$,

$$|\eta_i(\mathbf{C}_{1:n}) - \hat{\eta}_i(\mathbf{C}_{1:n})| \leq \frac{\gamma}{\sqrt{n}} (\alpha_n K L + 1).$$

Using a union bound concludes the proof.

B Partial recovery bound for SBMs with a SDP method

Partial recovery bound in SBMs with fixed assignment of the communities. In [19], the authors introduce a relaxed version of the K -means algorithms on the columns of the adjacency matrix. One specificity of their algorithm is the fact that they are working with the square of the adjacency matrix. This choice allows them to tackle problems outside of the assortative setting and with a wide set of possible connectivity matrices Q contrary to previous works.

Theorem 5 presents the result of Verzelen and Giraud in the SBM framework with a connectivity matrix $Q = \alpha_n Q_0$.

Theorem 5. [cf. 19, Theorem 2]

Assume that $\|Q_0\|_\infty \leq L$. The size of the community $k \in [K]$ will be denoted m_k . The size of the smallest community will be denoted m . We define the signal-to-noise ratio $s^2 = \Delta^2/(\alpha_n L)$, where $\Delta^2 = \min_{k \neq j} \Delta_{k,j}^2$ with $\Delta_{k,j}^2 = \sum_l m_l (Q_{k,l} - Q_{j,l})^2 = \alpha_n^2 \sum_l m_l ((Q_0)_{k,l} - (Q_0)_{j,l})^2$.

Then, there exist three positive constants c, c', c'' , such that for any $1/m \leq \alpha_n L \leq 1/\log(n)$,

$$\frac{1}{m} \leq \beta \leq \beta(\alpha_n L) := \frac{K^3}{n} e^{4n\alpha_n L}$$

and

$$s^2 \geq c'' n/m,$$

with probability at least $1 - c/n^2$,

$$\text{err}(\hat{G}, G) \leq e^{-c' s^2}.$$

In particular, since

$$s^2 = \frac{\alpha_n \min_{k \neq j} \sum_{l \in [K]} m_l ((Q_0)_{k,l} - (Q_0)_{j,l})^2}{L} \geq \frac{\alpha_n m D^2}{L},$$

we get that with probability at least $1 - c/n^2$,

$$-\log(\text{err}(\hat{G}, G)) = \Omega(m\alpha_n).$$

Presentation of the SDP-based clustering algorithm. In this Section, we present how we estimate the partition of the nodes \hat{G} when communities are assigned using a Markovian dynamic. Our main result Theorem 1 shows that we are able to achieve

$$-\log \text{err}(\hat{G}, G) = \Omega(n\alpha_n).$$

Stated otherwise, we get a misclassification error that decays exponentially fast with respect to $n\alpha_n$. We recover the convergence rate recently proved in [19] in the standard SBM⁴ when the size of the smallest cluster scales linearly with n like in our case. To reach this result, we use the SDP algorithm proposed by Giraud and Verzelen in [19]. In the following, we expose how the method works.

Suppose the community of each node in the graph has been assigned. In all this subsection, all the communities are considered fixed. We denote X the adjacency matrix of the graph and we refer to Theorem 5 for the definition of $(m_k)_k$ and m . [19] are interested in solving optimization problem similar to the following

$$\begin{aligned} & \max_{B \in \mathcal{C}'} \langle X, B \rangle \quad \text{with} \\ & \mathcal{C}' := \{B : \text{PSD}, B_{k,l} \geq 0, |B|_1 = \sum_k m_k^2\}, \end{aligned} \tag{11}$$

where PSD means that B is positive semidefinite and where $|\cdot|_1$ is the element-wise l_1 norm, namely the sum of the absolute values of all entries of a given matrix.

We remind that, dealing with two communities, when the values of the probability matrix Q are a constant p on the diagonal and another constant q off the diagonal with $p > q$, we are in the assortative case. In the assortative setting, optimization problems like (11) have been widely used to recover communities, see [12], [21], [33], [22], [16]. Those SDP programs are trying to maximize the probability of connection between nodes belonging to the same community. Therefore, they cannot be used directly to solve community detection outside of the assortative framework.

[31] showed that any partition G of $[n]$ can be uniquely represented by a $n \times n$ matrix $B^* \in \mathbb{R}^{n \times n}$ defined by $\forall i, j \in [n]$,

$$B_{i,j}^* = \begin{cases} \frac{1}{m_k} & \text{if } i \text{ and } j \text{ belong to community } k \\ 0 & \text{otherwise.} \end{cases}$$

The set of such matrices B^* that can be built from a particular partition of $[n]$ in K groups is defined by

$$\begin{aligned} \mathcal{S} = \{B \in \mathbb{R}^{n \times n} : B^\top = B, B^2 = B, \text{Tr}(B) = K, \\ B\mathbf{1} = \mathbf{1}, B \geq 0\}, \end{aligned}$$

where $\mathbf{1} \in \mathbb{R}^n$ is the n -dimensional vector with all entries equal to one and where $B \geq 0$ means that all entries of B are nonnegative. [31] proved that solving the K -means problem

$$\text{Crit}(G) = \sum_{k=1}^K \sum_{i \in G_k} \left\| X_{:,i} - \frac{1}{|G_k|} \sum_{j \in G_k} X_{:,j} \right\|^2,$$

⁴See Theorem 5.

is equivalent to

$$\max_{B \in \mathcal{S}} \langle XX^\top, B \rangle. \quad (12)$$

Writing B^* an optimal solution of (12), an optimal solution for the K -means problem is obtained by gathering indices $i, j \in [n]$ such that $B_{i,j}^* \neq 0$. The set \mathcal{S} is not convex and the authors of [19] propose the following relaxation of problem (12)

$$\begin{aligned} \hat{B} \in \arg \max_{B \in \mathcal{C}_\beta} \langle XX^\top, B \rangle \text{ with} \\ \mathcal{C}_\beta := \{B \in \mathbb{R}^{n \times n} : \text{symmetric, } \text{Tr}(B) = K, \\ B\mathbf{1} = \mathbf{1}, 0 \leq B \leq \beta\}, \end{aligned} \quad (13)$$

where $K/n \leq \beta \leq 1$. The constraint $B \leq \beta$ allows to deal with sparse graphs. Indeed, when $\alpha_n = o(\log(n)/n)$, solving (13) without this constraint will produce unbalanced partition.

At this step, we cannot ensure that \hat{B} belongs to \mathcal{S} and a final refinement is necessary to end up with a clustering of the nodes of the graph. This final rounding step is achieved by running a K -medoid algorithm on the rows of \hat{B} . Given a partition $\{G_1, \dots, G_k\}$ of the n nodes of the graph into K communities, we define the related membership matrix $A \in \mathbb{R}^{n \times K}$ where $A_{i,k} = \mathbb{1}_{i \in G_k}$. Working on the rows of \hat{B} , a K -medoid algorithm tries to find efficiently a pair (\hat{A}, \hat{M}) with $\hat{A} \in \mathcal{A}_K$, $\hat{M} \in \mathbb{R}^{K \times n}$, $\text{Rows}(\hat{M}) \subset \text{Rows}(\hat{B})$ satisfying for some $\rho > 0$

$$|\hat{A}\hat{M} - \hat{B}|_1 \leq \rho \min_{A \in \mathcal{A}_K, \text{Rows}(M) \subset \text{Rows}(\hat{B})} |AM - \hat{B}|_1, \quad (14)$$

where \mathcal{A}_K is the set of all possible membership matrices and $\text{Rows}(\hat{B})$ the set of all rows of \hat{B} . The K -medoids algorithm proposed in [11] gives in polynomial time a pair (\hat{A}, \hat{M}) satisfying the inequality (14) with $\rho = 7$. From \hat{A} we are able to define the final partition of the nodes of the graph by setting

$$\forall k \in [K], \quad \hat{G}_k = \{i \in [n] : \hat{A}_{i,k} = 1\}.$$

Remark.

As highlighted in [19], the parameter β can not be computed since L is unknown. Verzelen and Giraud propose to set β to value $\hat{\beta} = \frac{K^3}{n} e^{2nd_X} \wedge 1$, where d_X denotes the density of the graph. We end up with the Algorithm 1 to estimate the communities in the SBM.

Algorithm 1 Algorithm to estimate the partition of the nodes of the graph.

Data: Adjacency matrix X of a graph $G = (V, E)$, Number of communities K .

- 1: Compute the density of the graph $d_X = \frac{2|E|}{n(n-1)}$ and set $\hat{\beta} = \frac{K^3}{n} e^{2nd_X} \wedge 1$.
 - 2: Find $\hat{B} \in \arg \max_{B \in \mathcal{C}_{\hat{\beta}}} \langle XX^\top, B \rangle$ (using for example the interior-point method).
 - 3: Run the K -medoids algorithm from [11] on the rows of \hat{B} . Note $\hat{A} \in \{0, 1\}^{n \times K}$ the membership matrix obtained.
 - 4: Define $\forall k \in [K], \quad \hat{G}_k = \{i \in [n] : \hat{A}_{i,k} = 1\}$ and $\forall i \in [n], \quad \hat{C}_i = k$ where $k \in [K]$ is such that $\hat{A}_{i,k} = 1$.
-

C Additional Experiments

C.1 Experiments with 2 communities

We test our algorithm on a toy example with $K = 2$ communities, $\alpha_n = 1$ and with the following matrices:

$$P = \begin{bmatrix} 0.2 & 0.8 \\ 0.6 & 0.4 \end{bmatrix} \text{ and } Q_0 = \begin{bmatrix} 0.8 & 0.2 \\ 0.1 & 0.3 \end{bmatrix}. \quad (15)$$

The Figure 10 shows the evolution of the infinity norm of the difference between the true transition matrix P and our estimate \hat{P} when the size of the graph is increasing. Those numerical results are consistent with Theorem 4: we recover the parametric convergence rate with our estimator of the transition matrix.

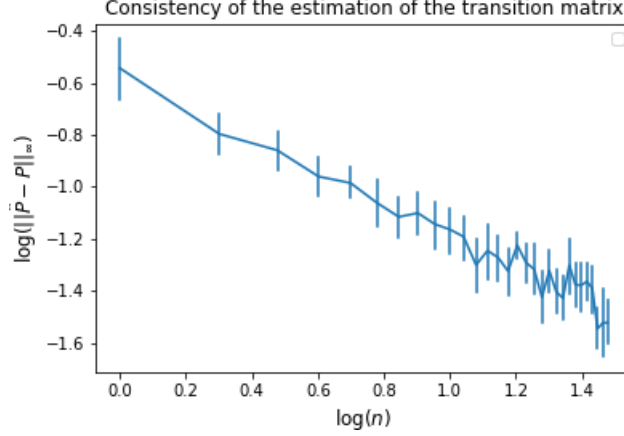


Figure 10: We plot the log of the infinity norm of the difference between the true transition matrix P and our estimate \hat{P} according to the log of the number of nodes in the graph. For each point, the bar represents the standard deviation of the infinity norm error computed over thirty randomly generated graphs with the same number of nodes and using the matrices P and Q defined by (15).

With Figure 11, we shed light on the influence of the average degree of the nodes on the performance of our algorithm. We propose to compute the precision and the recall of the binary classification problem that we study when $K = 2$ defining

$$Q = \alpha \times Q_0,$$

where Q_0 is defined in (15) and α varies between 0.1 and 1 on a log scale. We remind that in a binary classification problem, the precision is the ratio between the number of examples labeled 1 that belong to class 1 and the number of examples labeled 1. The recall is the ratio between the number of examples labeled 1 that belong to class 1 and the number of examples that belong to class 1. In our context, those definitions read as

$$\text{precision} = \frac{\sum_{i=1}^n \mathbb{1}\{\hat{C}_i = 1, C_i = 1\}}{\sum_{i=1}^n \mathbb{1}\{\hat{C}_i = 1\}} \quad \text{and} \quad \text{recall} = \frac{\sum_{i=1}^n \mathbb{1}\{\hat{C}_i = 1, C_i = 1\}}{\sum_{i=1}^n \mathbb{1}\{C_i = 1\}}.$$

C.2 Experiments with 5 communities

We test our algorithm on a toy example with $K = 5$ communities, with the transition matrix P and the connectivity matrix Q defined by

$$P = \begin{bmatrix} 0.1 & 0.3 & 0.5 & 0.01 & 0.09 \\ 0.55 & 0.15 & 0.1 & 0.05 & 0.15 \\ 0.15 & 0.3 & 0.1 & 0.2 & 0.25 \\ 0.15 & 0.05 & 0.1 & 0.5 & 0.2 \\ 0.2 & 0.3 & 0.1 & 0.05 & 0.35 \end{bmatrix} \quad \text{and} \quad Q = \begin{bmatrix} 0.6 & 0.1 & 0.15 & 0.1 & 0.2 \\ 0.2 & 0.5 & 0.35 & 0.1 & 0.4 \\ 0.4 & 0.15 & 0.6 & 0.25 & 0.05 \\ 0.4 & 0.1 & 0.1 & 0.2 & 0.55 \\ 0.3 & 0.35 & 0.2 & 0.1 & 0.7 \end{bmatrix}. \quad (16)$$

Sampling random graphs from SBM with Markovian assignment of the communities using the matrices (16), we see with Figure 12 that communities 3 and 4 have small sizes compared to the other clusters. For a graph sampled with a size equal to 40, Figure 12.a shows us that the SDP algorithm defined in Algorithm 1 is able to capture relevant information about the clustering of the nodes in

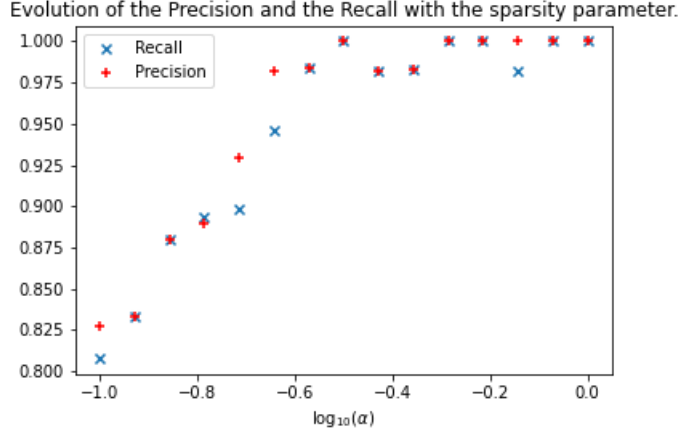


Figure 11: We plot the recall and the precision of the output of our algorithm with a graph sampled from SBM with a Markovian assignment of the communities using $n = 100$ nodes, a transition matrix P defined in (15) and a connectivity matrix $Q = \alpha Q_0$ where Q_0 is defined in (15) and α varies on a log scale between 0.1 and 1. We show the recall and the precision with respect to the \log_{10} of the sparsity parameter α .

communities 1, 2 and 5. However, we see that using a number of nodes equal to 40 is not enough to distinguish nodes belonging to community 3 or 4. Figure 12.b proves that increasing the size of the graph (with $n = 160$) allows to solve this issue. One can easily guess that running a K -medoid algorithm on the rows of the matrix \hat{B} plotted in Figure 12.b will lead to an accurate clustering of the nodes of the graph. Figure 13 shows that the log of the misclassification error decreases linearly with the size of the graph.

C.3 Other potential application on real data: The example of recommendation system

In this section, we give more details on another possible application of our model for recommendation system as mentioned in the introduction. Let us remind the reader the framework of our example. We suppose that we have access to the online purchases of different customers. For each of them, we know the dates and the product IDs of each of their purchases. Our goal is threefold: *i*) learn the category of product sold by each url *ii*) learn the purchasing behavior of each customer *iii*) use this information to suggest relevant new products to each customer. For each customer U , we have a network where nodes are product IDs (ordered by timestamp of purchase). We connect two products i and j if the ratio $W_{i,j}/\sqrt{w_i \times w_j}$ is larger than some threshold $\tau \in (0, 1)$, where $W_{i,j}$ is the number of clients in the dataset who bought the both products i and j , and w_i is the number of clients who bought the product i . We can proceed as follows.

1. Running our algorithm, we can infer the number of different categories of products bought by U using our heuristic from Section 6.2.
2. Then, we can learn both the category of each product and transition matrix \hat{P} which gives the purchasing behavior of U .
3. To recommend a new product to the client U , one can use the purchasing behaviour of the client V who shares the largest number of common purchased products with U .

Let us finally mention that the connection probabilities learned from client V for categories unseen so far by U could be used as an initialization of a stochastic bandit algorithm for recommendation of products for U .

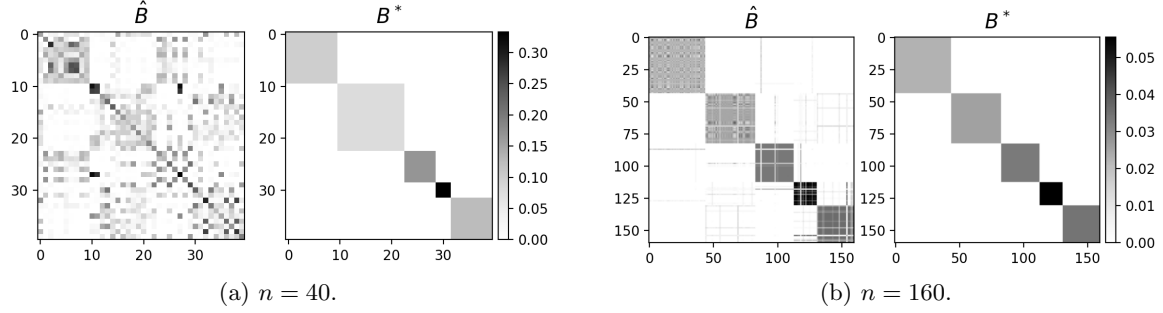


Figure 12: We consider $K = 5$ communities and we order the nodes of the graph such that the true partition of the nodes is given by $G_1 = \{1, \dots, m_1\}$, $G_2 = \{m_1 + 1, \dots, m_1 + m_2\}$, \dots , $G_5 = \{\sum_{j=1}^4 m_j + 1, \dots, n\}$. We generate random graphs from SBM with Markovian assignment of the communities using the transition matrix P and the connectivity matrix Q defined by 16. We plot the matrix B^* solution of Eq.(11) and its approximation \hat{B} obtained by solving the SDP of Eq.(13). Thanks to the node ordering, the matrix B^* has a block diagonal structure where each entry of one block is equal to the inverse of the size of the associated cluster. Figure (a) allows us to compare the matrices B^* and \hat{B} when the number of nodes in the graph is equal to 40 while Figure (b) deals with a graph of size 160.

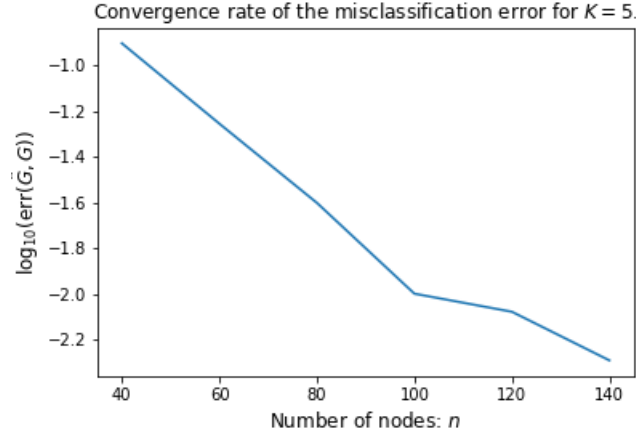


Figure 13: We consider $K = 5$ communities and we sample random graph from SBM with Markovian assignment of the communities using matrices defined in 16. We estimate the partition of the nodes of the graph using Algorithm 1. We plot the log of the misclassification error as a function of the size of the graphs sampled.

D Spectral gap

This section is largely inspired from [15] and [23, Section 2.1]. Let us consider that the Markov chain $(X_i)_{i \geq 1}$ admits a unique stationary distribution π on E . For any real-valued, Σ -measurable function $h : E \rightarrow \mathbb{R}$, we define $\pi(h) := \int h(x)\pi(dx)$. The set

$$L^2(E, \Sigma, \pi) := \{h : \pi(h^2) < \infty\}$$

is a Hilbert space endowed with the inner product

$$\langle h_1, h_2 \rangle_\pi = \int h_1(x)h_2(x)\pi(dx), \quad \forall h_1, h_2 \in L^2(E, \Sigma, \pi).$$

The map

$$\|\cdot\|_\pi : h \in L^2(E, \Sigma, \pi) \mapsto \|h\|_\pi = \sqrt{\langle h, h \rangle_\pi},$$

is a norm on $L^2(E, \Sigma, \pi)$. $\|\cdot\|_\pi$ naturally allows to define the norm of a linear operator T on $L^2(E, \Sigma, \pi)$ as

$$N_\pi(T) = \sup\{\|Th\|_\pi : \|h\|_\pi = 1\}.$$

To each transition probability kernel $P(x, B)$ with $x \in E$ and $B \in \Sigma$ stationary with respect to π , we can associate a bounded linear operator $h \mapsto \int h(y)P(\cdot, dy)$ on $L^2(E, \Sigma, \pi)$. Denoting this operator P , we get

$$Ph(x) = \int h(y)P(x, dy), \quad \forall x \in E, \quad \forall h \in L^2(E, \Sigma, \pi).$$

Let $L_0^2(\pi) := \{h \in L^2(E, \Sigma, \pi) : \pi(h) = 0\}$. We define the absolute spectral gap of a Markov operator.

Definition 5. (*Absolute spectral gap*) A reversible Markov operator P admits an absolute spectral gap $1 - \lambda$ if

$$\lambda := \sup \left\{ \frac{\|Ph\|_\pi}{\|h\|_\pi} : h \in L_0^2(\pi), h \neq 0 \right\} < 1.$$

The next result provides a connection between the existence of an absolute spectral gap and uniform ergodicity.

Proposition 4. [18, section 2.3]

A uniformly ergodic Markov chain admits an absolute spectral gap.

Denoting by P^* the adjoint or time-reversal operator of the Markov operator P , we can define the self-adjoint operator $R = (P + P^*)/2$. The spectrum of a self-adjoint Markov operator like R acting on $L_0^2(\pi)$ is contained in $[-1, +1]$. The gap between 1 and the maximum of the spectrum of R is called the right L^2 -spectral gap of P .

Definition 6. (*Right L^2 -spectral gap*) A Markov operator P has right L^2 -spectral gap $1 - \lambda_+(R)$ if the operator $R = (P + P^*)/2$ satisfies

$$\lambda_+(R) := \sup\{s : s \in \text{spectrum of } R \text{ acting on } L_0^2(\pi)\} < 1.$$