

****TITLE****

*ASP Conference Series, Vol. **VOLUME**, **YEAR OF PUBLICATION***

****NAMES OF EDITORS****

A theoretical formal model for mining transient events among databases of high energy astrophysics experiments

Francesco Lazzarotto

IASF-CNR via del Fosso del Cavaliere, 100 - 00133 Roma, Italy.

<mailto:fralaz1971@gmail.com>

Marco Feroci

IASF-CNR via del Fosso del Cavaliere, 100 - 00133 Roma, Italy

Maria Teresa Pazienza

DISP Tor Vergata, Via del Politecnico 1, 00133 Roma, Italy

Abstract. Data on transient events, like GRBs, are often contained in large archives of unstructured data from space experiments, merged with potentially large amount of background or simply undesired information. We present a computational formal model to apply techniques of modern computer science - such as Data Mining (DM) and Knowledge Discovering in Databases (KDD) - to a generic, large database derived from a high energy astrophysics experiment. This method is aimed to search, identify and extract expected information, and maybe to discover unexpected information.

1. Introduction

Giant archives of data resources are available to researchers in astronomy, and several are data not published on the web yet. (Schade et al. 2000). Two tasks are now urgent to improve knowledge extraction from our astrophysical archives:

1. making data available from different archives and putting them in a common and efficient way;
2. adopting the appropriate technics to extract relations in data to find new instances of known phenomena and to discover unknown phenomena.

This two goals may be helped by several studies in modern computer science disciplines that come under the name of KDD and DM.

2. Knowledge Discovery in Database (KDD) & Data Mining (DM)

Definition

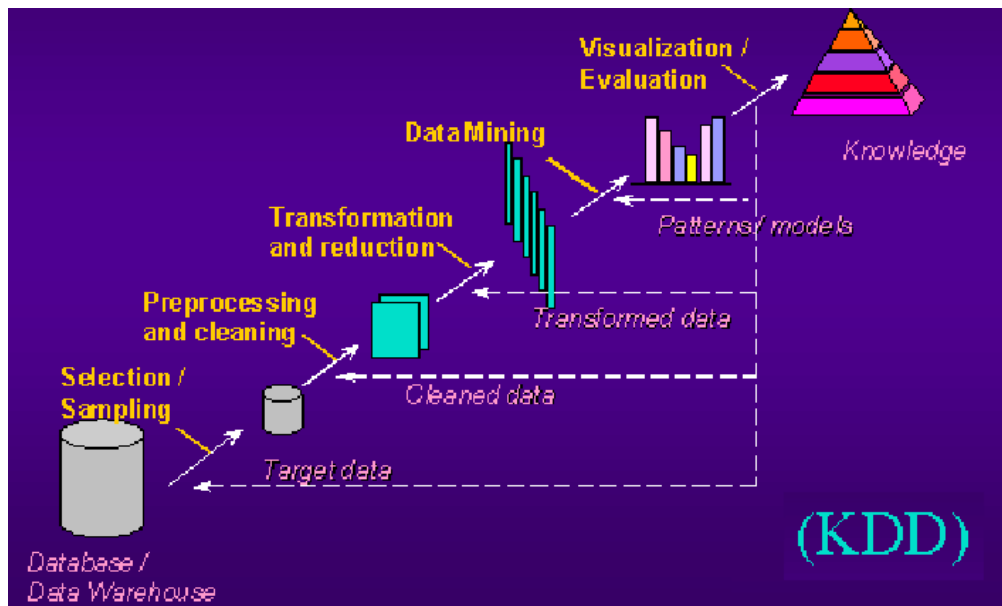
The nontrivial extraction of implicit, previously unknown, and potentially useful information from data

Frawley, W. Piatesky-Shapiro, & G., Matheus C. J., (1992)

Some authors also name the KDD process as Data Mining (DM) but more often with DM we can refer to the analysis and representation of the data after to have preprocessed, cleaned and organized them. Our work explains how apply KDD and DM technics in order to improve astrophysical studies on GRB and, more in general, on high energy astrophysical transient events. We show:

- the development method of an integrated and fitting high energy astrophysical archive, which stores in a complete and efficient way both photon data and scientific results in a highly cross-referenced database which supports ad-hoc querying by users;
- how a formal model permits us to launch efficient explorations in order to divide the archive into event classes and to extract high level scientific results in an efficient and compact way.

Figure 1. The process of Knowledge Discovery



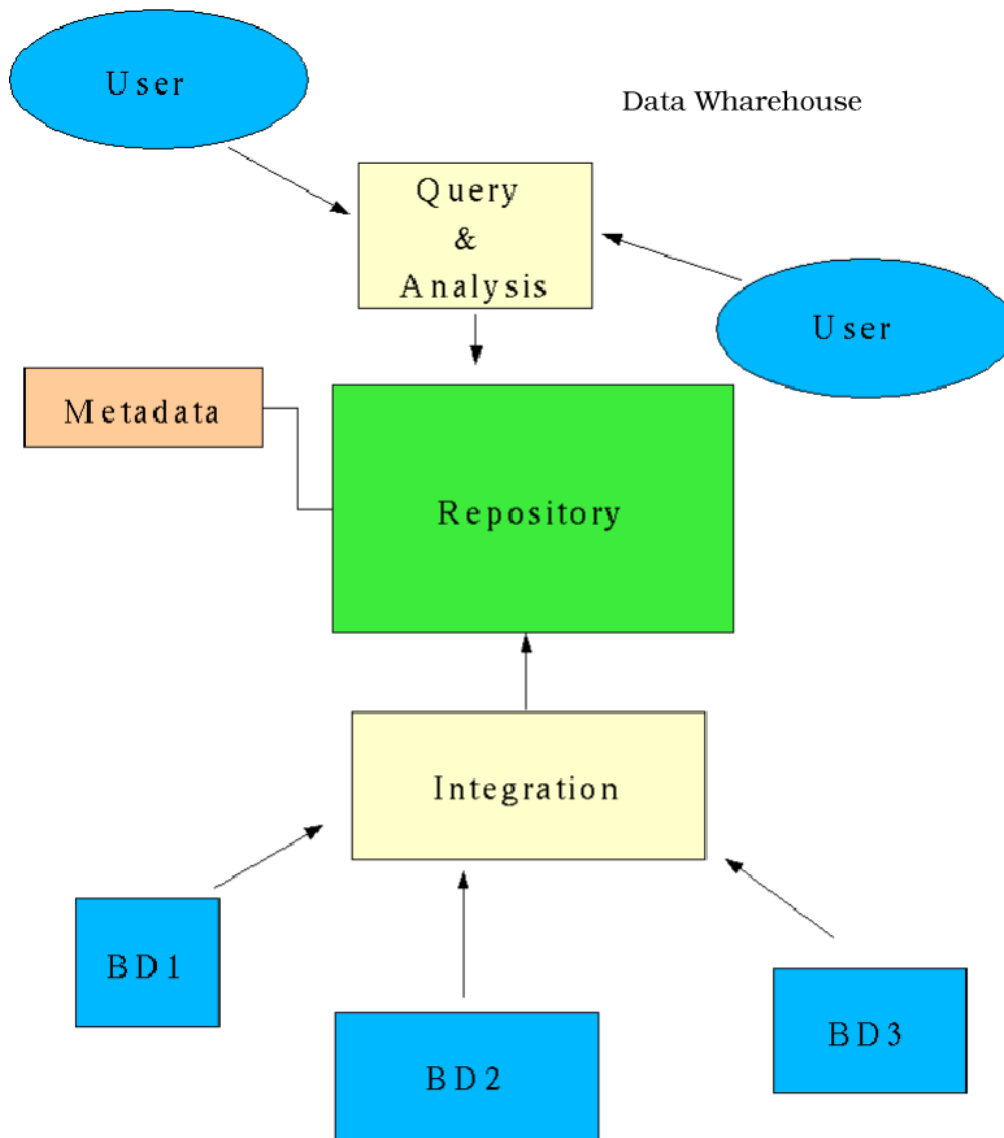
3. The implementation of the KDD system

3.1. Data Warehouse

Before performing Data Mining applications, data (better if from different databases) must be treated with preprocessing, cleaning and filtering operations to be stored

in a standard format in an integrated database system also named *Data Repository*.
 The whole process can assume the name of *Data Warehousing*

Figure 2. Data Warehousing step



3.2. The data organization

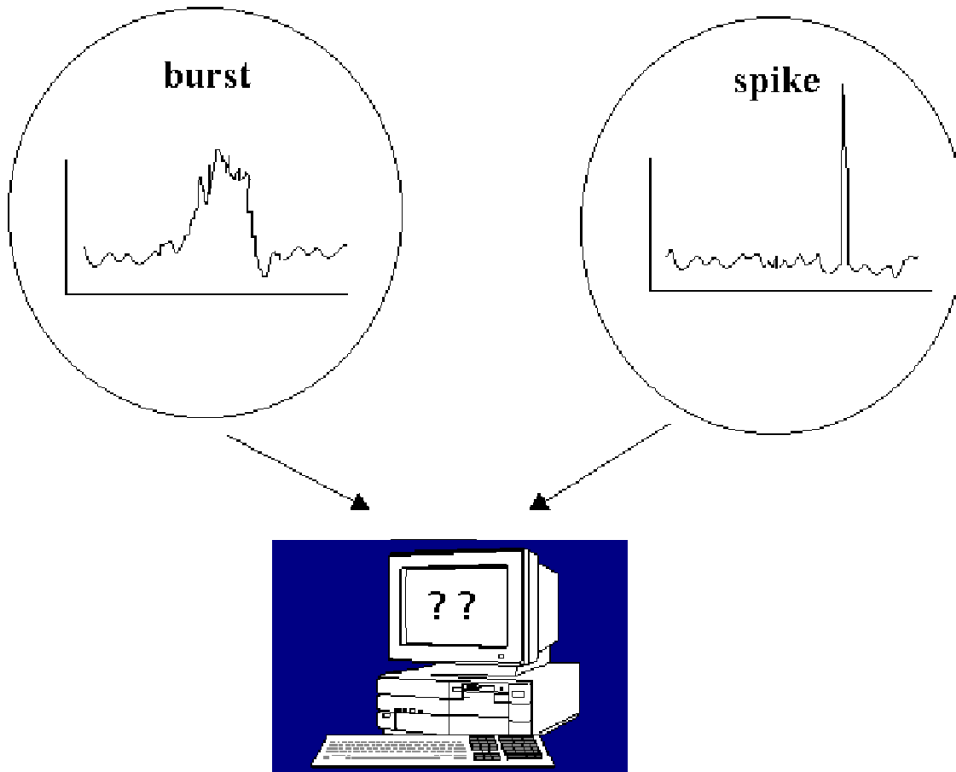
To perform an efficient information retrieving among GRB data sets, cannot be disregarded the use of instruments that permit to submit simple queries, based on a formal or natural language, the minimum is to implement a Data Base

Management System(DBMS). SQL (Simple Query Language) is also suitable, but for very large databases would be better to use the OLAP (On Line Analytical Processing) approach based on integrated hierarchic and multidimensional representation of data.

4. Mining GRB among astrophysics databases

Preliminary studies (Feroci et al. 1999; Lazzarotto 2001) highlighted the segmentation of SAX GRBM detector on-ground database, in different classes of events.

Figure 3. Classes of signals



Intelligent discrimination of signals

4.1. Preprocessing and cleaning data

Noisy and corrupted data are a large part of the data, during extensive analysis on IASF/CNR GRBM archive since 1999, were been detected and corrected many causes of errors in the data such as:

- space acquisition and transmission errors;
- on-ground preprocessing errors;
- local software errors.

4.2. Fuzzy logic, Clustering and Pattern recognition

In the early analysis (Lazzarotto 2001) we used a self-implemented object oriented database, that realized only queries and statistical global operations we thought were significative, now we intend to implement a standard KDD system based on a DW in order to apply more efficient tecnichs of DM. In the past works, we used *fuzzy logic* to perform pattern recognition and to discriminate different kinds of presumably known signals.

5. Steps for the model

The following steps show how to improve the ability of filtering events.

1. Definition of quantitative data and attributes characterizing a transient event (event list, duration in seconds, location, spectral measures, flux, ...)
2. Definition of categorical attributes characterizing a transient event (hardness, class of duration, #instruments that have detected it, flux level, ...)
3. application of 3 basical DM tecnichs:
 - discovering of association rules;
 - cluster analysis;
 - temporal series analysis.

In Feroci et al. (1999); Lazzarotto (2001), we went deep basically on temporal series to make a partition of the data set into known classes. A complete KDD system permits to improve past work and to apply the predictive technics we want to show.

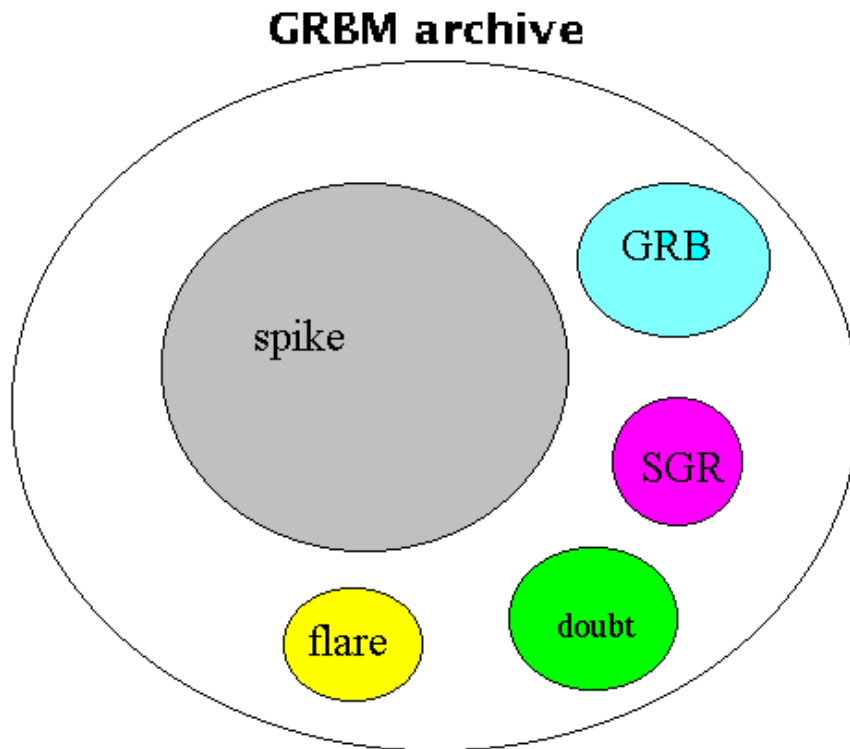
5.1. Associations among event attributes

- We define an event as a *cube* of observations (O_i) for that event, temporally divided in *Peaks* (P_j) with some *Attributes* (A_k)

Let be an event $E = \{A_1, \dots, A_k\}$ a set of categorical attribute instances. Let be D a set of events.

Association rule R : $(A_m = x) \longrightarrow (A_n = y)$ with $(A_m, A_n \in E)$

Figure 4. Composition of the GRBM instrument archive



- Support = $Supp_{(A_m=x) \rightarrow (A_n=y)} = \frac{|E_i \in D: (A_m=x) \wedge (A_n=y)|}{|D|}$
- Confidence = $Conf_{(A_m=x) \rightarrow (A_n=y)} = \frac{|E_i \in D: (A_m=x) \wedge (A_n=y)|}{|E_i: (A_m=x)|}$

Problem : find all the rules R in a transient events dataset D :
 $(Supp_R \geq minSupp) \wedge (Conf_R \geq minConf)$

5.2. Density based clustering of events

Another approach to knowledge extraction among a large and noisy transient events database, is to adopt *clustering algorithms*. We chose to apply a density-based clustering algorithm. The concept is to think that clusters of events are dense regions of a multidimensional space distinguished from sparse regions that represent the *noise*. These algorithms need an event defined as a set of attributes $E = \{A_1, \dots, A_k\}$ that respects the axioms of a *metric space*. The basical idea: to decide if an event is in a cluster, we have to find that the density of events in the *neighborhood* of that event, must exceed a certain threshold. A fundamental work in this field is Density Based Spatial Clustering of Application with Noise (DBSCAN by Ester, Kriegel, Sander & Xu, 1996).

Figure 5. formal and visual model for a transient event

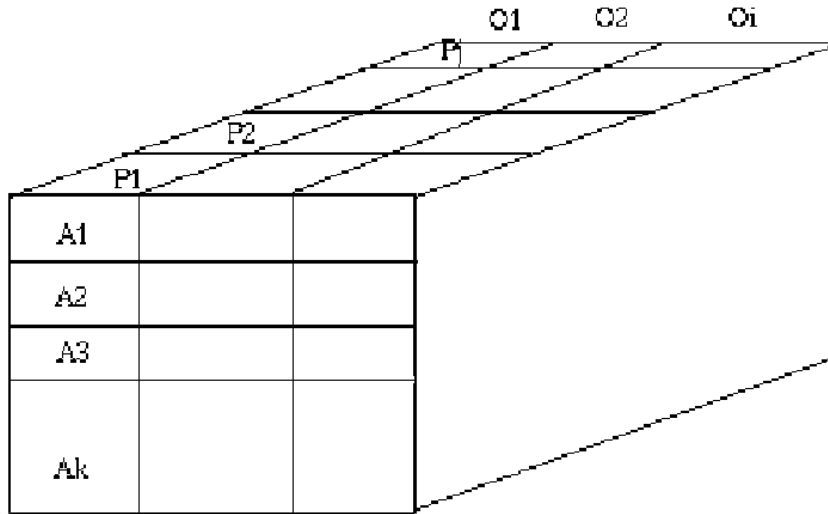
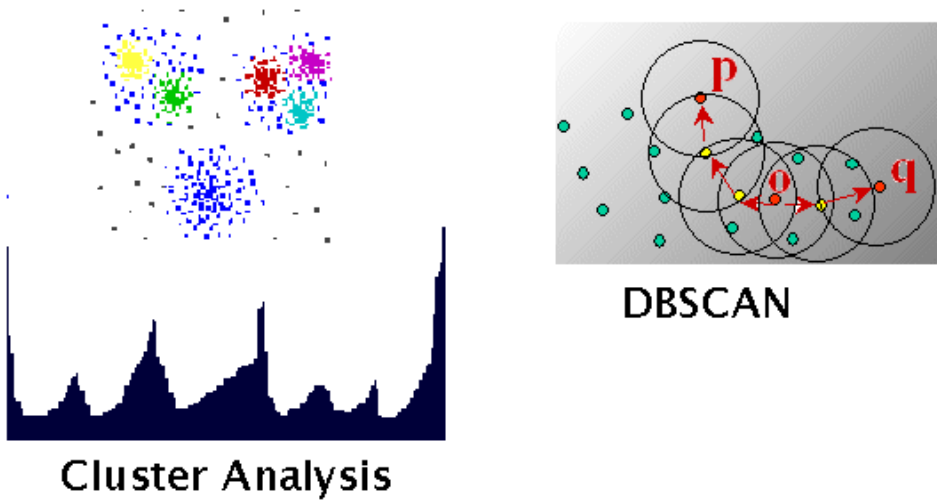


Figure 6. Clustering algorithms to discovery burst classes



6. Conclusions

- We defined a basic criterium to select a transient event from a temporal series (i.e. T90 as we made in (Feroci et al. 1999; Lazzarotto 2001))

- Applying correctly defined attributes of events: duration, position, hardness, shape (rising/falling front, FWHM), we have now the correct methodological system and theoretical instruments to launch our next analysis.
- We have to spend a startup time to implement the global system, engineering actual tools and algorithms, and to train the system to known results.
- Then we can launch the system on large datasets, in order to find classifications among events and relations among events attributes, without supposing criteria that always result not general and imprecise, when we change or enlarge our datasets of hypothetical GRB events.
- We can quickly change the point of interest, change kind of data with a minimum work, have facilities to represent results.

And this is very important in a mysterious problem like GRBs, where lots of instrumental data are not globally analyzed yet.

7. Acronyms

DB DataBase.

DBMS Data Base Management System.

DM Data Mining.

DW Data Warehousing.

FWHM Full Width Half Maximum

GRB Gamma Ray Burst.

GRBM Gamma Ray Burst Monitor.

KDD Knowledge Discovery in Database.

OLAP OnLine Analytical Processing.

SAX Satellite for Astronomy in X rays.

SGR Soft Gamma ray Repeater.

SQL Simple Query Language.

References

- Frawley, W. et al, 1992, "Knowledge Discovery in Databases: An Overview." AI Magazine, pgs 213-228.
- Ester, M. et al, 1996, "A Density-Based Algorithm for Discovering Clusters in Large Spatial Databases with Noise" (DBSCAN), Proc. of KDD'96 pgs 226-231.
- Agrawal R. et al. (IBM), 1996, "The Quest Data Mining System", Proc. of KDD'96 Pgs 244-249.
- Atzeni, P. et al, 1999, "Database Systems: Concepts, Languages & Architectures" (book), MacGraw-Hill, ISBN-007-709500-6 .
- Feroci, M. et al, 1999, "A Robust Filter for the BeppoSAX Gamma Ray Burst Monitor Triggers", astro-ph/9912488, Proceedings of the 5th Huntsville Gamma-Ray Bursts Symposium, pgs. 711-715.
- Schade, D. et al, 2000, "A Data Mining Model for Astronomy", in ASP Conf. Ser., Vol. 216, Astronomical Data Analysis Software and Systems IX, pgs 215-218.
- Lazzarotto, F., 2001, Computer Science Master Thesis at La Sapienza University of Rome, (190 pages, in italian).
- Borgelt C., et al, 2002, "Induction of Association Rules: Apriori Implementation.", Compstat, DOI:10.1007/978-3-642-57489-4_59 .