

On the Effect of Dropping Layers of Pre-trained Transformer Models

Hassan Sajjad, Fahim Dalvi, Nadir Durrani, and Preslav Nakov
 Qatar Computing Research Institute — HBKU, Doha, Qatar
 {hsajjad,faimaduddin,ndurrani,pnakov}@hbku.edu.qa

Abstract

Transformer-based NLP models are trained using hundreds of millions or even billions of parameters, limiting their applicability in computationally constrained environments. While the number of parameters generally correlates with performance, it is not clear whether the entire network is required for a downstream task. Motivated by the recent work on pruning and distilling pre-trained models, we explore strategies to drop layers in pre-trained models, and observe the effect of pruning on downstream GLUE tasks. We were able to prune BERT, RoBERTa and XLNet models up to 40%, while maintaining up to 98% of their original performance. Additionally we show that our pruned models are on par with those built using knowledge distillation, both in terms of size and performance. Our experiments yield interesting observations such as, (i) the lower layers are most critical to maintain downstream task performance, (ii) some tasks such as paraphrase detection and sentence similarity are more robust to the dropping of layers, and (iii) models trained using different objective function exhibit different learning patterns and w.r.t the layer dropping.¹

Keywords: pre-trained transformer models, efficient transfer learning, interpretation and analysis

¹Our code is available at <https://github.com/hsajjad/transformers/>.

1. Introduction

Pre-trained Transformer models have achieved state-of-the-art performance on natural language processing tasks and have been adopted as feature extractors for solving downstream tasks such as question answering, natural language inference, and sentiment analysis. The current state-of-the-art Transformer-based pre-trained models consist of dozens of layers and millions of parameters. While deeper and wider models yield better performance, they also need large GPU/TPU memory. For example, BERT-large [6] is trained with 335 million parameters, and requires at least 24 GB of GPU memory to load. The larger size of these models limits their applicability in time- and memory-constrained environments.

Several methods have been proposed to reduce the size of pre-trained models. Notable approaches include pruning parts of the network after training [20, 38, 18], reduction through weight factorization and sharing [14], compression via knowledge-distillation [25] and quantization [45, 27]. Our work falls under the class of pruning methods.

The central argument governing pruning methods is that deep neural models are over-parameterized and that not all parameters are strictly needed, especially at the inference time. For example, previous have shown that most of the attention heads can be removed [21, 38] or reallocated [22] without significantly impacting performance. Gordon et al. [9] pruned the least important weights in the network. We build our work based on similar observations, but we are interested in *(i)* whether it is necessary to use all layers of a pre-trained model for downstream tasks, and if not, *(ii)* which layers are necessary to keep in order to maintain good task-specific performance while achieving efficiency in transfer learning.

Motivated by recent findings in representation learning, we propose novel strategies to drop layers in pre-trained models. Voita et al. [37] showed that the top layers are biased towards the pre-training objective, leading us to question whether they are necessary for downstream tasks. Michel et al. [21] discussed

over-parameterization and the redundancy in pre-trained models, leading us to question whether adjacent layers contain redundant information. More concretely, we drop top layers, bottom layers, middle layers, and alternate layers, or layers that contribute least in the network. We apply our strategies on three state-of-the-art pre-trained models, BERT [6], RoBERTa [17] and XLNet [44]. The former two are auto-encoders while the latter is an auto-regressive model. We additionally experiment using DistilBERT to analyze whether a distilled model can be pruned further. We evaluate against GLUE benchmark [39] a suite of language understanding tasks. Our findings are summarized below:

- We propose practical strategies to drop layers in pre-trained models for efficient transfer learning.
- We show that dropping top layers works consistently well across different tasks and pre-trained models, e.g., yielding 40% reduction in size while preserving up to 98.2% of the performance.
- Our reduced models perform on par with models built using knowledge distillation in terms of accuracy, model size and inference speed, without requiring costly training of a new model.
- One-third of a distilled model can also be pruned successfully with an average loss of 0.75 points
- Certain downstream tasks require as few 3 layers to maintain performance within 1% threshold.
- Comparing architectures, models have different learning dynamics. For example, compared to BERT, RoBERTa and XLNet learn task-specific knowledge earlier in the network and are thus more robust to layer-dropping.

Contribution. While a number of studies partially overlap with the strategies and the findings presented in this work, this is the first work that thoroughly investigates the effect of various layer-dropping methods using a variety of pre-trained models and on a large number of tasks. We showed that models have

different learning dynamics and an optimal smaller network can be achieved by optimizing the number of layers to drop with respect to the task in-hand. We additionally show that a distilled model can also benefit from layer-dropping. Our work recommends to use top layer-dropping as an essential baseline when building distilled models. Moreover, it provides a cheap way to get smaller models of any architecture rapidly, that are both memory and speed efficient.

2. Related Work

Efficient Pre-trained Models: Recent research has explored various methods to down-scale pre-trained models. They can be categorized into architecture-invariant compression [14, 3, 27], knowledge distillation [12, 25], and pruning [9, 10].

Quantization [45, 27], an *architecture-invariant* method, reduces the numerical precision of the weights of the model to fewer bits. *Knowledge distillation (KD)* also known as student-teacher model [11] trains a smaller model that mimics the behavior of the larger model. Researchers have experimented with learning from the outputs of the encoder layers [29, 13], of the output logits [25, 32], and of the attention maps [13, 30]. Another distinction is between general-purpose distilled models [25, 30] and task-specific ones [13, 36, 32, 29, 35].

Pruning methods involve removing some parts of the networks that are either redundant or less relevant to the task at hand. Gordon et al. [9], Guyon and Elisseeff [10], Renda et al. [24] pruned the least important weights in the network. Michel et al. [21], Voita et al. [38] demonstrated that most of the attention heads can be pruned at test time, which reduces the computation, and speeds up inference. Recently, Fan et al. [8] introduced *LayerDrop* during training that resulted in pre-trained models that are robust towards dropping of layers at inference time. Our work is similar to them as we also remove layers from the network. But we show that layers can be dropped safely from the pre-trained models without the need for additional training using LayerDrop. Nevertheless our strategies can also be applied to a model trained using LayerDrop.

Sun et al. [29], Xu et al. [43] used the bottom six layers of the BERT-base model to initialize the student model. This is similar to one of our strategies. However, their performance is much lower compared to our method. Moreover, we provide a comprehensive evaluation of our strategies on four pre-trained models to prove their efficacy in reducing the size of the network.

Liu et al. [16], Schwartz et al. [26], Xin et al. [42], Zhou et al. [47] speed up the inference time by introducing dynamic exiting strategies. The limitation of their work are the memory footprints of the model that remain identical to the original model.

Representation analysis: A number of studies have analyzed representations of pre-trained models at layer-level and showed that they learn linguistic information [5, 15, 34, 33, 38]. While the analyses uncovers, what linguistic properties different layers capture, they do not reflect which layers are important for transfer learning to a downstream task. Recently, Tamkin et al. [31] and Merchant et al. [19] attempted to address this by analyzing layer-wise transferability of features during fine-tuning. Tamkin et al. [31] reinitialized individual layers of pre-trained model and observed the effect on the fine-tuning performance. Merchant et al. [19] used probing classifier, layer-wise similarity and layer-ablation for their analysis. Our work is similar to their layer-ablation study which they carried to understand the difficulty of a downstream task, but the premise of our work is very different. We gauge the importance of various subsets of layers with respect to the performance on downstream tasks, to achieve efficient models.

3. Methodology

Consider a pre-trained language model \mathbf{M} with an embedding layer E_0 and L encoder layers: $\{l_1, l_2, \dots, l_L\}$. We probe whether it is necessary to keep all layers of the network for downstream tasks. We explore five strategies to drop encoder layers from \mathbf{M} as shown in Figure 1, followed by task-specific fine-tuning to analyze the effect of layer-dropping on the performance of the task.

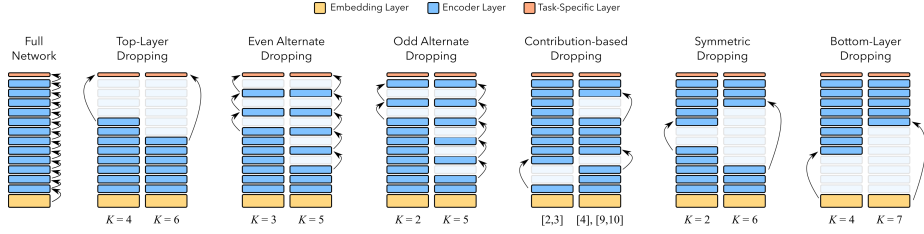


Figure 1: Illustration of layer-dropping strategies.

3.1. Top-Layer Dropping

The top layers in pre-trained models are specialized towards the underlying objective function [37]. Zhang et al. [46] reinitialized the upper layers when fine-tuning towards GLUE task. We hypothesize that the top layers may not be important when fine-tuning towards the a downstream task. In this strategy, we drop top K layers from the model. The output of layer l_{L-K} serves as the last layer of the reduced network. Then, a task-specific layer is added on top of this layer to perform task-specific fine-tuning. Figure 1 shows an example with dropping top 4 and 6 layers.

3.2. Alternate Dropping

Deep neural networks are innately redundant. Sun et al. [29] and Jiao et al. [13] amalgamated information from adjacent layers of the teacher model into a single layer of the student model. We hypothesize that neighbouring layers preserve similar information and they may be dropped safely without any substantial loss of information. We drop N alternating odd or even layers from top to bottom of the network. For example in a 12-layer model with $K = 4$, we consider two sets of alternate layers: *Odd-alternate Dropping* – $\{5,7,9,11\}$ and *Even-alternate Dropping* – $\{6,8,10,12\}$, see Figure 1 for illustration. When dropping an in-between layer l_i , the output of the previous layer l_{i-1} becomes the input of the next layer l_{i+1} , causing a mismatch in the expected input to l_{i+1} . However, we hope that during task-specific fine-tuning, the model will recover from this discrepancy.

3.3. Contribution-Based Dropping

Our next strategy is based on the idea that a layer contributing below a certain threshold might be a good candidate for dropping. We define the contribution of a layer l_i in terms of the cosine similarity between its input and its output representations. A layer l_i with a high similarity (above a certain threshold) indicates that its output has not changed much from its input, and therefore it can be dropped from the network. More concretely, in the forward pass, we calculate the cosine similarity between the representation of the sentence token (CLS) before and after each layer. We average the similarity scores of each layer over the development set, and we select layers that have an average similarity above a certain threshold for dropping. This *contribution-based strategy* can be seen as a principled variation of *alternate dropping*.

3.4. Symmetric Dropping

The bottom layers are closer to the input while the top layers are closer to the output. It is possible that both the top layers and the bottom layers are more important than the middle layers. The *Symmetric dropping* strategy retains the top and the bottom X layers, and drop K middle layers, where $2X + K = L$. For example, in a 12-layer model, if $K = 6$, we retain three top and three bottom layers, dropping layers 4–9. The output of layer 3 would then serve as an input to layer 10.

3.5. Bottom-Layer Dropping

Previous work on analyzing layers in Neural Networks [1] has shown that the lower layers model local interactions between words (which is important for morphology and lexical semantics), thus providing essential input to the higher layers. Removing lower layers could be therefore catastrophic. We still perform these experiments for the sake of completeness. We remove the bottom K layers of the model. The output of the embedding layer l_0 serves as an input to layer l_{K+1} of the original model.

| Task | Description | Train | Dev |
|-------|--------------------------------------|--------|-------|
| SST-2 | Sentiment analysis | 67349 | 872 |
| MRPC | Microsoft Research paraphrase corpus | 3668 | 408 |
| MNLI | Natural language inference | 392702 | 9815 |
| QNLI | Question natural language inference | 104743 | 5463 |
| QQP | Quora question pairs | 363846 | 40430 |
| RTE | Recognizing textual entailment | 2490 | 277 |
| STS-B | Semantic textual similarity | 5749 | 1500 |

Table 1: Data statistics of the GLUE tasks. All tasks are binary classification tasks, except for STS-B which is a regression task. Recall that the test sets are not publicly available, and hence we use development set to report results.

4. Experimental Setup

Datasets. We evaluated our strategies on General Language Understanding Evaluation (GLUE) tasks [39] tasks, which serves as a defacto standard to evaluate pre-trained language models. Table 1 provides statistics of each dataset. More specifically, we evaluated on the following tasks: SST-2 for sentiment analysis with the Stanford sentiment treebank [28], MNLI for natural language inference [40], QNLI for Question NLI [23], QQP for Quora Question Pairs,² RTE for recognizing textual entailment [2], MRPC for Microsoft Research paraphrase corpus [7], and STS-B for the semantic textual similarity benchmark [4]. We left out WNLI, due to the irregularities in its dataset, as also reported by others,³ as well as CoLA due to large variance and unstable results across fine-tuning runs.

Models. We experimented with three state-of-the-art pre-trained models ⁴ BERT [6], RoBERTa [17] and XLNet [44]. We additionally experimented using a distilled model, DistilBERT [25]. Our selection of models encourage interesting compar-

²<http://data.quora.com/First-Quora-Dataset-Release-Question-Pairs>

³<http://gluebenchmark.com/faq>

⁴For the sake of clarity when the trends are similar across models, we present the results of selected models only.

ison between different types of models such as auto-regressive vs. auto-encoder and a large model vs. its distilled version. All experiments are conducted using the `transformers` library [41]. We used the default settings and we did not optimize the parameters. We limit our experiments to the base versions of the transformers as we could not experiment with BERT-large or XLNet-large due to memory limitations.⁵ However, our strategies are straightforward to apply to models of any depth.

End-to-End Procedure. Given a pre-trained model, we drop layers using one of the strategies described in Section 3. We then performed task-specific fine-tuning using GLUE training sets for three epochs as prescribed by [6]⁶ and evaluated on the official devsets.

5. Evaluation Results

We experimented with dropping K number of layers where $K = 2, 4, 6$ in BERT, RoBERTa and XLNet, and $K = 1, 2, 3$ in DistilBERT (a 6-layer model). As an example, for $K = 2$ on a 12-layer model, we drop the following layers: top strategy – $\{11, 12\}$; bottom strategy – $\{1, 2\}$; even-alternate – $\{10, 12\}$; odd-alternate – $\{9, 11\}$; symmetric – $\{6, 7\}$. In the contribution-based strategy, the dropping of layers is dependent on a similarity threshold. We calculate the similarity between input and output of each layer and remove layers with similarity above the threshold values of 0.95, 0.925 and 0.9. These values were chosen empirically. A threshold value below 0.9 or above 0.95 resulted in either more than half of the network being considered as similar, or none of the layers to be similar.

⁵In order to fit large models in our TitanX 12GB GPU cards, we tried to reduce the batch size, but this yielded poor performance, see <https://github.com/google-research/bert#out-of-memory-issues>.

⁶We experimented with using more epochs, especially for dropping strategies that exclude in-between layers, in order to let the weight matrix adapt to the changes. However, we did not see any benefit in going beyond three epochs.

5.1. Comparing Strategies

Figure 2 presents average classification performance of BERT and XLNet using various layer-dropping strategies. We observe similar trends for RoBERTa and DistilBERT and limit the presentation of results to two models here.

Top-layer dropping consistently outperforms other strategies when dropping 4 and 6 layers. We dropped half of the top layers (yellow bars in the top strategy) with an average loss of only 2.91 and 1.81 points for BERT and XLNet respectively. Similarly, dropping one-third of the network (i.e. 4 layers) resulted in a drop of only 2 points and 0.23 points for BERT and XLNet respectively (blue bars in the top strategy). The *Bottom-layer dropping* strategy performed the worst across all models, as expected, showing that it is more damaging to remove information from the lower layers of the network. The behavior of top and bottom dropping is consistent across all models. It nicely connects with findings in representation learning, i.e. lower layers learn core-linguistic phenomena and our results show that they are important to maintain task-specific performance.

Dropping top alternate layers is better than dropping top consecutive layers. The *Odd-alternate dropping* strategy gave better results than the top at $K = 2$ (blue bars in the Odd-alternate strategy), across all the tasks. Looking at the layers that were dropped: top – $\{11, 12\}$; even-alternate – $\{10, 12\}$; odd-alternate – $\{9, 11\}$, we can say that (i) dropping last two consecutive layers $\{11, 12\}$ is more harmful than removing alternate layers, and (ii) keeping the last layer $\{9, 11\}$ is more important than keeping the second last layer with its alternate pair. At $K = 6$, the *Alternate dropping* strategies show a large drop in the performance, perhaps due to removal of lower layers. Recall that our results from the bottom strategy showed lower layers to be critical for transfer learning.

The *Symmetric strategy* gives importance to both top and bottom layers and drops the middle layers. Dropping two middle layers from BERT degrades the performance by 0.97 points and makes it the second best strategy at $K = 2$. However, on XLNet the performance degrades drastically when dropping the

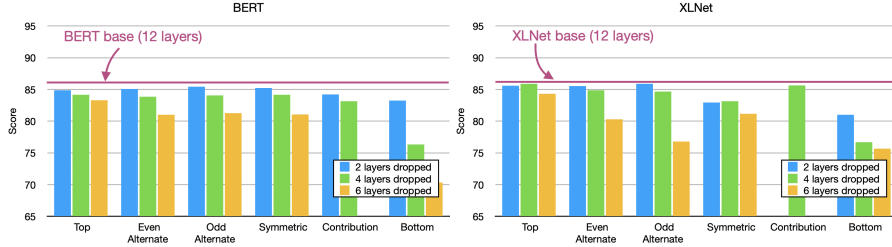


Figure 2: Average classification performance on GLUE tasks when using different layer-dropping strategies and when removing different numbers of layers for BERT and XLNet. Note that the contribution-based strategy selects layers based on the similarity threshold. In some cases it does not select (2,4 or 6) number of layers, which results in some missing bars in the figure.

same set of layers. Comparing these two models, XLNet is sensitive to the dropping of middle layers while BERT shows competitive results to the *Top-layer dropping* strategy even after removing 4 middle layers. We analyze the difference in the behavior of models in Section 6.

For *Contribution-based strategy*, we chose layers $\{3, 5\}$ at threshold 0.95 and $\{3, 5, 8, 9\}$ at threshold 0.925 for BERT, and layers $\{9, 10, 11\}$ at threshold 0.925 and $\{8, 9, 10, 11\}$ at threshold 0.9 for XLNet. Using a lower or a higher similarity threshold resulted in dropping none or more than half of the layers in the network respectively. For BERT, the contribution-based dropping did not work well since the method chose a few lower layers for dropping. On the contrary, it worked quite well on XLNet where higher layers were selected. This is in-line with the findings of top and bottom strategy that all models are robust to dropping of higher layers compared to dropping of lower layers.

5.2. Task-wise Results

Top-layer strategy works consistently well for all models at $K = 4, 6$. In the rest of the paper, we discuss the results for the *Top-layer strategy* only, unless

| Drop. | SST-2 | MNLI | QNLI | QQP | STS-B | RTE | MRPC |
|------------|---------------|---------------|---------------|---------------|---------------|---------------|---------------|
| BERT | | | | | | | |
| 0/12 | 92.43 | 84.04 | 91.12 | 91.07 | 88.79 | 67.87 | 87.99 |
| 2/12 | 92.20 (0.23↓) | 83.26 (0.78↓) | 89.84 (1.28↓) | 90.92 (0.15↓) | 88.70 (0.09↓) | 62.82 (5.05↓) | 86.27 (1.72↓) |
| 4/12 | 90.60 (1.83↓) | 82.51 (1.53↓) | 89.68 (1.44↓) | 90.63 (0.44↓) | 88.64 (0.15↓) | 67.87 (0.00) | 79.41 (8.58↓) |
| 6/12 | 90.25 (2.18↓) | 81.13 (2.91↓) | 87.63 (3.49↓) | 90.35 (0.72↓) | 88.45 (0.34↓) | 64.98 (2.89↓) | 80.15 (7.84↓) |
| RoBERTa | | | | | | | |
| 0/12 | 92.20 | 86.44 | 91.73 | 90.48 | 89.87 | 68.95 | 88.48 |
| 2/12 | 93.46 (1.26↑) | 86.53 (0.09↑) | 91.23 (0.50↓) | 91.02 (0.54↑) | 90.21 (0.34↑) | 71.84 (2.89↑) | 89.71 (1.23↑) |
| 4/12 | 93.00 (0.80↑) | 86.20 (0.24↓) | 90.57 (1.16↓) | 91.12 (0.64↑) | 89.77 (0.10↓) | 70.40 (1.45↑) | 87.50 (0.98↓) |
| 6/12 | 91.97 (0.23↓) | 84.44 (2.00↓) | 90.00 (1.73↓) | 90.91 (0.43↑) | 88.92 (0.95↓) | 64.62 (4.33↓) | 85.78 (2.70↓) |
| XLNET | | | | | | | |
| 0/12 | 93.92 | 85.97 | 90.35 | 90.55 | 88.01 | 65.70 | 88.48 |
| 2/12 | 93.35 (0.57↓) | 85.67 (0.30↓) | 89.35 (1.00↓) | 90.69 (0.14↑) | 87.59 (0.42↓) | 66.06 (0.36↑) | 86.52 (1.96↓) |
| 4/12 | 92.78 (1.14↓) | 85.46 (0.51↓) | 89.51 (0.84↓) | 90.75 (0.20↑) | 87.74 (0.27↓) | 67.87 (2.17↑) | 87.25 (1.23↓) |
| 6/12 | 92.20 (1.72↓) | 83.48 (2.49↓) | 88.03 (2.32↓) | 90.62 (0.07↑) | 87.45 (0.56↓) | 65.70 (0.00) | 82.84 (5.64↓) |
| DistilBERT | | | | | | | |
| 0/6 | 90.37 | 81.78 | 88.98 | 90.40 | 87.14 | 60.29 | 85.05 |
| 1/6 | 90.37 (0.00) | 80.41 (1.37↓) | 88.50 (0.48↓) | 90.33 (0.07↓) | 86.21 (0.93↓) | 59.93 (0.36↓) | 84.80 (0.25↓) |
| 2/6 | 90.25 (0.12↓) | 79.41 (2.37↓) | 86.60 (2.38↓) | 90.19 (0.21↓) | 86.91 (0.23↓) | 62.82 (2.53↑) | 82.60 (2.45↓) |
| 3/6 | 87.50 (2.87↓) | 77.07 (4.71↓) | 85.78 (3.20↓) | 89.59 (0.81↓) | 85.19 (1.95↓) | 58.48 (1.81↓) | 77.45 (7.60↓) |

Table 2: Task-wise performance for the top-layer dropping strategy using the official GLUE development sets.

specified otherwise. Table 2⁷ presents the results for the individual GLUE tasks using the *Top-layer strategy* on three pre-trained models and a distilled model. We observe the same trend as for the averaged results: for most of the tasks, we can safely drop half of the top layers in BERT, RoBERTa and XLNet losing only 1-3 points.

The paraphrase task (QQP) and sentence similarity task (STS-B) are least affected by the dropping of layers. When dropping half of the layers, there was no loss in performance for QQP on XLNet and RoBERTa, and a loss of 0.72 only for BERT. Similarly, for STS-B we observed a decrease of only 0.56, 0.95 and 0.34 points for XLNet, RoBERTa and BERT respectively.

⁷We use default settings provided in the Transformer library. This causes a slight mismatch between some numbers mentioned in the original papers of each models and our paper.

In contrast, RTE and MRPC tasks show substantial change (gain/drop) in the performance with layer-dropping when compared with using the full model (see BERT and RoBERTa 0/12,2/12,4/12 results). This is due to the small size of the dev sets, 408 and 277 instances for MRPC and RTE respectively. A few right and wrong predictions cause a large variation in the overall score. We use McNemar’s test at $p\text{-value}=0.05$, and we found these differences, such as 5.05 points drop in the performance of BERT for RTE, statistically insignificant.

Dropping top two layers for RoBERTa resulted in better performance and stability. Interestingly, in several cases for RoBERTa, dropping two layers resulted in *better* performance than using the full model. Moreover, we observed that layer-dropping resulted in stable runs and was less prone to initialization seed and batch size. We used default settings for all the model and did not investigate the effect of parameter optimization on the performance of the pre-trained and reduced models to have comparable results.

A distilled model can also be pruned successfully. We observed similar trend, dropping layers in DistilBERT compared to BERT model. It is interesting to see a model designed to be a compressed version of a larger model, can still be pruned further by a third, with an average loss of 0.75 points only. However, dropping half of its layers drastically degrades the performance on several tasks. Schwartz et al. [26] also showed that pruning is orthogonal to model distillation.

Certain tasks require as few as 3 layers to maintain within 1% performance threshold. Table 3 shows the results of the minimum number of required layers to maintain 1%, 2% and 3% performance. Overall, RoBERTa and XLNet showed most robustness towards the dropping of layers while maintaining performance threshold of 1%. For example, in XLNet, QQP maintained performance within 1 point even when 9 top layers of the model were dropped. Essentially, the model consists of only three layers – $\{1, 2, 3\}$. We observed a similar trend in BERT, but with a bigger drop in performance, in the range of 3 points. On the other hand, the QNLI and the MNLI tasks are most sensitive to dropping layers across all models, reflecting that these are more general tasks

| | SST-2 | MNLI | QNLI | QQP | STS-B |
|-------------------|-------|------|------|-----|-------|
| 1% Loss Threshold | | | | | |
| BERT | 2 | 3 | 1 | 7 | 6 |
| RoBERTa | 6 | 5 | 5 | 8 | 6 |
| XLNet | 5 | 4 | 4 | 9 | 7 |
| 2% Loss Threshold | | | | | |
| BERT | 5 | 4 | 4 | 8 | 7 |
| RoBERTa | 8 | 6 | 6 | 9 | 7 |
| XLNet | 7 | 5 | 5 | 9 | 8 |
| 3% Loss Threshold | | | | | |
| BERT | 7 | 6 | 5 | 9 | 8 |
| RoBERTa | 9 | 6 | 6 | 10 | 7 |
| XLNet | 8 | 6 | 7 | 9 | 9 |

Table 3: Number of layers dropped from the network while maintaining the performance within a pre-defined threshold.

that require most of the network to perform well. This result is inline with recent research that uses MNLI fine-tuned models as a base for other task-specific fine-tuning [17].

5.3. Memory and Speed Comparison

Dropping layers reduces the number of parameters in the network, significantly speeding up the task-specific fine-tuning and the inference time. Table 4 compares the number of parameters, and the speed up in the fine-tuning and decoding time, versus the loss in performance. We see that dropping top half of the layers of the network, reduced the number of parameters by 40%, speeding up fine-tuning and inference by 50% with average performance loss between 0.89–2.91 points. The results for RoBERTa are even remarkable; as with all the memory and speed improvements, the average performance dropped by only 0.89 points. Dropping 4 layers (which gives a speed-up of 33%), RoBERTa achieved a performance close to dropping no layers. XLNet also showed robustness to the drop of top 4 layers and the performance dropped by only 0.23 points. It is

| Drop. | Loss | | Param. | Fine-tuning speedup | Inference seconds |
|-----------------|------|-------|--------|------------------------|----------------------|
| BERT RoBERTa | | | | | |
| 0/12 | 0.00 | 0.00 | 110M | 1.00 | - |
| 2/12 | 1.33 | -0.42 | 94M | 1.24 | 17% ↓ |
| 4/12 | 2.00 | 0.01 | 80M | 1.48 | 33% ↓ |
| 6/12 | 2.91 | 0.89 | 66M | 1.94 | 50% ↓ |
| XLNET | | | | | |
| 0/12 | 0.00 | | 116M | 1.00 | - |
| 2/12 | 0.54 | | 101M | 1.20 | 16% ↓ |
| 4/12 | 0.23 | | 86M | 1.49 | 32% ↓ |
| 6/12 | 1.81 | | 71M | 1.96 | 49% ↓ |

Table 4: Comparing the number of parameters (Param.), the speed up in the fine-tuning step, and the inference time for different models. *Fine-tuning speedup* shows how many times the model speeds up compared to the original network. We report inference time on the QQP devset consisting of 40.4k instances with a batch size of 32.

worth noting that a better trade-off between computational efficiency and loss in performance can be achieved by optimizing for a specific task. For example QQP maintained performance within 1% on XLNet when 9 layers were dropped (See Table 3). This corresponds to 60% reduction in the number of parameters and 80% reduction in terms of inference time.

6. Discussion

In this section, we perform further analysis and discuss a few variations of our methodology. However, we limit the results to five most stable tasks i.e. SST-2, MNLI, QNLI, QQP and STS-B.

6.1. Comparing Pre-trained Models

Our pruning strategies illuminate model-specific peculiarities that help us in comparing and understanding the learning dynamics of these models.

RoBERTa and XLNet learn task-specific knowledge earlier in the network compared to BERT. Figure 3 shows the average layer-wise performance. RoBERTa learns task-level information much earlier in the model (see the steep slope of the yellow line for lower layers). Although XLNet starts similar to BERT but in the lower-middle layers, it learns the task information relatively faster than BERT. For both RoBERTa and XLNet, the performance matures close to the 7th layer of the model while BERT improves with every higher layer until the 11th layer. Since XLNet and RoBERTa mature much earlier in the network, this suggests that top layers in these networks might be redundant for downstream tasks and are a good candidate for dropping in exchange for a small loss in performance. This observation is in line with the results presented in Table 2. For example, we showed that the drop of top two layers of RoBERTa resulted in either marginal drop in performance or improvement in performance.

The big difference between the learning dynamics of BERT and RoBERTa encourages further investigation into what caused RoBERTa to learn task-specific knowledge earlier in the network. Is it because of the large amount of training data used for RoBERTa or because of better pre-training procedures such as dynamic masking, and exclusion of next sentence prediction loss? Does early learning of task-specific knowledge as in XLNet and RoBERTa reflect towards a better and robust pre-trained model? The answer to these questions are important to improve the design of pre-trained models and require future exploration.

6.2. Comparing against Distilled Models

We now compare the performance of our pruned models when applying the top-layer dropping strategy to distilled models built using various sophisticated architectures and training procedures. In particular, we compare to previous work [25, 36, 32] that used KD to build 6-layered distilled models. Additionally, we compare with the pruned RoBERTa model of [8] that used layer-level dropout during training of a pre-trained model and showed that it enables robust dropping of layers at test time. All these models are identical in size to our

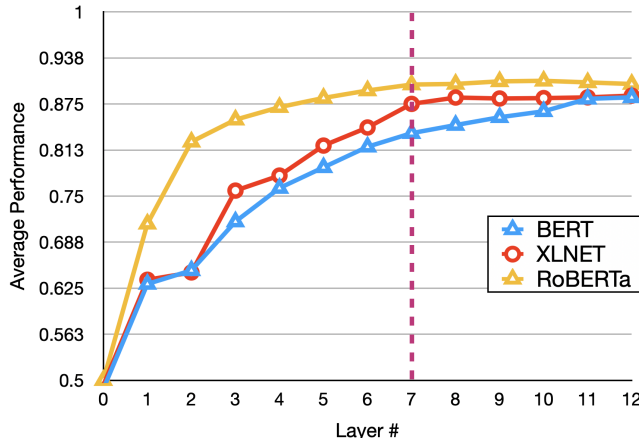


Figure 3: Average layer-wise classification results.

smaller models obtained by dropping the top-6 layers in BERT and RoBERTa. We refer to them as *BERT-6* and *RoBERTa-6*. More specifically, we present the result of Vanilla-KD – a distilled model built using the original KD method [12], BERT-PKD [29] – patient knowledge distillation method that encourages a student model to learn from various layers of the teacher model, and BERT-TH – a thesaurus compression method that gradually distill layers of a large model. The results of the task-specific models are copied from [43]. Table 5 compares the results.⁸

Our pruned models (BERT-6 and RoBERTa-6) showed competitive performance compared to their distilled versions built using KD. This result is quite surprising, given that our pruned models do not require any additional training, while building a distilled model using KD requires training from scratch, which is a time consuming and computation expensive process. The top layer-dropping works consistently for all model types including distilled models and a large set of language understanding tasks. Moreover, our setup offers the flexibility to choose different sizes of the model based on the computational requirements and the specifics of a downstream task. The result of

⁸There is an exhaustive list of task-specific distilled models but we show the results for a few for comparison.

| No. | Model | SST-2 | MNLI | QNLI | QQP | STS-B |
|-----|----------------------|--------------|--------------|--------------|--------------|--------------|
| 1. | Vanilla-KD | 90.50 | 80.10 | 88.00 | 88.10 | 84.90 |
| 2. | BERT-PKD | 91.30 | 81.30 | 88.40 | 88.40 | 86.20 |
| 3. | BERT-TH | 91.80 | 82.10 | 88.80 | 88.80 | 87.80 |
| 4. | DistilBERT | 90.37 | 81.78 | 88.98 | 90.40 | 87.14 |
| 5. | BERT-6 | 90.25 | 81.13 | 87.63 | 90.35 | 88.45 |
| 6. | Fan et al. RoBERTa-6 | 92.50 | 82.90 | 89.40 | - | - |
| 7. | DistilRoBERTa | 92.50 | 84.00 | 90.80 | 89.40 | 88.30 |
| 8. | RoBERTa-6 | 91.97 | 84.44 | 90.00 | 90.91 | 88.92 |

Table 5: Distilled 6-layered BERT and RoBERTa models. Results of Vanilla-KD, BERT-PKD and BERT-TH are taken from Xu et al. [43]. Fan et al. results are taken from their paper [8]. BERT-6 and RoBERTa-6 represent our models achieved by pruning top 6 layers.

preserving bottom layers of the model suggests selective compression applied to pre-trained models. For example, in KD while combining information from various layers of the large model, it is advisable to preserve the bottom layers and distilled the top layers. Similarly, pruning methods such as weight and attention-head pruning, and quantization can be aggressively applied to top layers of the models while preserving the bottom layers.

Our RoBERTa-6 has comparable results to the 6-layer pruned model trained using LayerDrop. Fan et al. [8] used layer-level dropout during training of a pre-trained model and showed that it enables robust dropping of layers at test time. Similar to us, they directly pruned top 6-layers of their large model and fine-tuned it for specific tasks. Table 5 (row 6 and 8) compares top-layer dropping using their model and the original RoBERTa model. On two out of three tasks, dropping top-layers from the original RoBERTa model outperformed training a new model using LayerDrop. This shows that the current models are already robust to dropping of top-layers and the strategy can be directly applied to the available pre-trained models.

| Model | SST-2 | MNLI | QNLI | QQP | STS-B |
|------------|--------------|--------------|--------------|--------------|--------------|
| BERT-6 | 92.25 | 81.13 | 87.63 | 90.35 | 88.45 |
| BERT-FT-6 | 90.02 | 80.85 | 87.24 | 90.34 | 88.16 |
| XLNet-6 | 92.20 | 83.48 | 88.03 | 90.62 | 87.45 |
| XLNet-FT-6 | 92.43 | 83.75 | 86.80 | 90.77 | 87.60 |

Table 6: Layer-dropping using task-specific models. XLNet-FT-6 first fine-tunes the pre-trained model, removes the layers and performs fine-tuning again.

6.3. Layer-Dropping using Fine-tuned Models

Here, we question whether dropping layers from a fine-tuned model is more effective than dropping them from a base model? To answer this, we first fine-tune the model, drop the layers, and then fine-tune the reduced model again. Table 6 presents the results on BERT and XLNet. We found this setup to be comparable to dropping layers directly from the pre-trained model in most of the cases. This shows that dropping layers directly from a pre-trained model does not lose any critical information which was essential for a specific task. However, we do think that pruning a fine-tuned model may lose task-specific information since after fine-tuning, the model is optimized for the task, and dropping layers may have severe effect. This is reflected in some of the results of BERT-6.

6.4. Gradual Dropping

In another attempt to preserve the model’s performance during the dropping process, we iteratively drop one layer after every two epochs of the fine-tuning process. This did not yield any improvement over dropping layers directly from the model.

7. Conclusion

We proposed several strategies to drop layers in pre-trained models and analyzed the model behavior on downstream tasks. We conducted experiments

using a variety of pre-trained models and using a diverse set of natural language understanding tasks and showed that one can reduce the model size by up to 40%, while maintaining up to 98% of their original performance on downstream tasks. Our pruned models performed on par with distilled models building using knowledge distillation. However, unlike distilled models, our approach does not require re-training, is applicable to a large set of pre-trained models including distilled models, and provides the flexibility to balance the trade-off between accuracy and model size. Moreover, we made several interesting observations such as, i) the lower layers are most critical to maintain downstream task performance, ii) certain downstream tasks require as few as only 3 layers out of 12 layers to maintain within 1% performance threshold, iii) networks trained using different objective functions have different learning patterns e.g. XLNet and RoBERTa learns task-specific information much earlier in the network compared to BERT.

Potential Ethical Impact

The large pre-trained models consist of million and billion of parameters. They require high GPU computations both during training and at inference time. The heavy use of GPU is detrimental to the environment due to the emission of CO₂. While the smaller compressed versions of large models are helpful to reduce the computation requirements, building such models also requires re-training. In this paper, we showed that irrespective of the pre-trained model and the downstream task, one can cheaply reduce the size of pre-trained models drastically while maintaining performance within a threshold. Our approach does not require any training and can readily be used by researchers and practitioners for experimentation and deployment purposes.

References

- [1] Belinkov, Y., Durrani, N., Dalvi, F., Sajjad, H., Glass, J., 2017. What do Neural Machine Translation Models Learn about Morphology?, in: Pro-

- ceedings of the 55th Annual Meeting of the Association for Computational Linguistics (ACL), Association for Computational Linguistics, Vancouver. URL: <https://aclanthology.coli.uni-saarland.de/pdf/P/P17/P17-1080.pdf>.
- [2] Bentivogli, L., Dagan, I., Dang, H.T., Giampiccolo, D., Magnini, B., 2009. The fifth pascal recognizing textual entailment challenge, in: In Proc Text Analysis Conference (TAC'09).
 - [3] Cao, Q., Trivedi, H., Balasubramanian, A., et al., 2020. Faster and just as accurate: A simple decomposition for transformer models. ICLR Openreview .
 - [4] Cer, D., Diab, M., Agirre, E., Lopez-Gazpio, I., Specia, L., 2017. SemEval-2017 task 1: Semantic textual similarity multilingual and crosslingual focused evaluation, in: Proceedings of the 11th International Workshop on Semantic Evaluation (SemEval-2017), Association for Computational Linguistics, Vancouver, Canada. pp. 1–14. URL: <https://www.aclweb.org/anthology/S17-2001>, doi:10.18653/v1/S17-2001.
 - [5] Conneau, A., Kruszewski, G., Lample, G., Barrault, L., Baroni, M., 2018. What you can cram into a single vector: Probing sentence embeddings for linguistic properties, in: Proceedings of the 56th Annual Meeting of the Association for Computational Linguistics (ACL).
 - [6] Devlin, J., Chang, M.W., Lee, K., Toutanova, K., 2019. BERT: Pre-training of deep bidirectional transformers for language understanding, in: Proceedings of the 2019 Conference of the North American Chapter of the Association for Computational Linguistics: Human Language Technologies, Volume 1 (Long and Short Papers), Association for Computational Linguistics, Minneapolis, Minnesota.
 - [7] Dolan, W.B., Brockett, C., 2005. Automatically constructing a corpus of sentential paraphrases, in: Proceedings of the Third International

Workshop on Paraphrasing (IWP2005). URL: <https://www.aclweb.org/anthology/I05-5002>.

- [8] Fan, A., Grave, E., Joulin, A., 2019. Reducing transformer depth on demand with structured dropout. [arXiv:1909.11556](#).
- [9] Gordon, M.A., Duh, K., Andrews, N., 2019. Compressing BERT: Studying the effects of weight pruning on transfer learning. [ArXiv abs/2002.08307](#).
- [10] Guyon, I., Elisseeff, A., 2003. An introduction to variable and feature selection. *Machine Learning Research* 3.
- [11] Hinton, G., Vinyals, O., Dean, J., 2015. Distilling the knowledge in a neural network. URL: <http://arxiv.org/abs/1503.02531>. cite [arxiv:1503.02531](#)Comment: NIPS 2014 Deep Learning Workshop.
- [12] Hinton, G.E., Osindero, S., Teh, Y.W., 2006. A fast learning algorithm for deep belief nets. *Neural Computation* 18, 1527–1554.
- [13] Jiao, X., Yin, Y., Shang, L., Jiang, X., Chen, X., Li, L., Wang, F., Liu, Q., 2019. Tinybert: Distilling bert for natural language understanding. [arXiv:1909.10351](#).
- [14] Lan, Z., Chen, M., Goodman, S., Gimpel, K., Sharma, P., Soricut, R., 2019. Albert: A lite bert for self-supervised learning of language representations. [arXiv:1909.11942](#).
- [15] Liu, N.F., Gardner, M., Belinkov, Y., Peters, M.E., Smith, N.A., 2019a. Linguistic knowledge and transferability of contextual representations, in: *Proceedings of the 2019 Conference of the North American Chapter of the Association for Computational Linguistics: Human Language Technologies, Volume 1 (Long and Short Papers)*, Association for Computational Linguistics, Minneapolis, Minnesota. pp. 1073–1094. URL: <https://www.aclweb.org/anthology/N19-1112>.

- [16] Liu, W., Zhou, P., Zhao, Z., Wang, Z., Deng, H., Ju, Q., 2020. Fastbert: a self-distilling bert with adaptive inference time. [arXiv:2004.02178](#).
- [17] Liu, Y., Ott, M., Goyal, N., Du, J., Joshi, M., Chen, D., Levy, O., Lewis, M., Zettlemoyer, L., Stoyanov, V., 2019b. Roberta: A robustly optimized BERT pretraining approach. CoRR abs/1907.11692. URL: <http://arxiv.org/abs/1907.11692>, [arXiv:1907.11692](#).
- [18] McCarley, J.S., 2019. Pruning a bert-based question answering model. [arXiv:1910.06360](#).
- [19] Merchant, A., Rahimtoroghi, E., Pavlick, E., Tenney, I., 2020. What happens to bert embeddings during fine-tuning? ArXiv abs/2004.14448.
- [20] Michel, P., Levy, O., Neubig, G., 2019a. Are sixteen heads really better than one?, in: Advances in Neural Information Processing Systems 32. Curran Associates, Inc., pp. 14014–14024. URL: <http://papers.nips.cc/paper/9551-are-sixteen-heads-really-better-than-one.pdf>.
- [21] Michel, P., Levy, O., Neubig, G., 2019b. Are sixteen heads really better than one? CoRR abs/1905.10650. URL: <http://arxiv.org/abs/1905.10650>.
- [22] Peng, H., Schwartz, R., Li, D., Smith, N.A., 2020. A mixture of $h - 1$ heads is better than h heads. [arXiv:2005.06537](#).
- [23] Rajpurkar, P., Zhang, J., Lopyrev, K., Liang, P., 2016. SQuAD: 100,000+ questions for machine comprehension of text, in: Proceedings of the 2016 Conference on Empirical Methods in Natural Language Processing, Association for Computational Linguistics, Austin, Texas. pp. 2383–2392. URL: <https://www.aclweb.org/anthology/D16-1264>, doi:10.18653/v1/D16-1264.
- [24] Renda, A., Frankle, J., Carbin, M., 2020. Comparing rewinding and fine-tuning in neural network pruning, in: ICLR.

- [25] Sanh, V., Debut, L., Chaumond, J., Wolf, T., 2019. Distilbert, a distilled version of bert: smaller, faster, cheaper and lighter. [arXiv:1910.01108](#).
- [26] Schwartz, R., Stanovsky, G., Swayamdipta, S., Dodge, J., Smith, N.A., 2020. The right tool for the job: Matching model and instance complexities. [arXiv:2004.07453](#).
- [27] Shen, S., Dong, Z., Ye, J., Ma, L., Yao, Z., Gholami, A., Mahoney, M.W., Keutzer, K., 2019. Q-bert: Hessian based ultra low precision quantization of bert. [arXiv:1909.05840](#).
- [28] Socher, R., Perelygin, A., Wu, J., Chuang, J., Manning, C.D., Ng, A., Potts, C., 2013. Recursive deep models for semantic compositionality over a sentiment treebank, in: Proceedings of the 2013 Conference on Empirical Methods in Natural Language Processing, Association for Computational Linguistics, Seattle, Washington, USA. pp. 1631–1642. URL: <https://www.aclweb.org/anthology/D13-1170>.
- [29] Sun, S., Cheng, Y., Gan, Z., Liu, J., 2019. Patient knowledge distillation for BERT model compression, in: Proceedings of the 2019 Conference on Empirical Methods in Natural Language Processing and the 9th International Joint Conference on Natural Language Processing (EMNLP-IJCNLP), Association for Computational Linguistics, Hong Kong, China. pp. 4322–4331. URL: <https://www.aclweb.org/anthology/D19-1441>, doi:10.18653/v1/D19-1441.
- [30] Sun, Z., Yu, H., Song, X., Liu, R., Yang, Y., Zhou, D., 2020. "mobilebert: Task-agnostic compression of bert by progressive knowledge transfer", in: International Conference on Learning Representations. URL: <https://openreview.net/forum?id=SJxjVaKwB>.
- [31] Tamkin, A., Singh, T., Giovanardi, D., Goodman, N.D., 2020. Investigating transferability in pretrained language models. [ArXiv abs/2004.14975](#).

- [32] Tang, R., Lu, Y., Liu, L., Mou, L., Vechtomova, O., Lin, J., 2019. Distilling task-specific knowledge from BERT into simple neural networks. CoRR abs/1903.12136. URL: <http://arxiv.org/abs/1903.12136>.
- [33] Tenney, I., Das, D., Pavlick, E., 2019a. BERT rediscovers the classical NLP pipeline, in: Proceedings of the 57th Annual Meeting of the Association for Computational Linguistics, Association for Computational Linguistics, Florence, Italy. pp. 4593–4601. URL: <https://www.aclweb.org/anthology/P19-1452>, doi:10.18653/v1/P19-1452.
- [34] Tenney, I., Xia, P., Chen, B., Wang, A., Poliak, A., McCoy, R.T., Kim, N., Durme, B.V., Bowman, S.R., Das, D., Pavlick, E., 2019b. What do you learn from context? probing for sentence structure in contextualized word representations. [arXiv:1905.06316](https://arxiv.org/abs/1905.06316).
- [35] Tsai, H., Riesa, J., Johnson, M., Arivazhagan, N., Li, X., Archer, A., 2019. Small and practical bert models for sequence labeling. [arXiv:1909.00100](https://arxiv.org/abs/1909.00100).
- [36] Turc, I., Chang, M.W., Lee, K., Toutanova, K., 2019. Well-read students learn better: On the importance of pre-training compact models. [arXiv:1908.08962](https://arxiv.org/abs/1908.08962).
- [37] Voita, E., Sennrich, R., Titov, I., 2019a. The bottom-up evolution of representations in the transformer: A study with machine translation and language modeling objectives, in: Proceedings of the 2019 Conference on Empirical Methods in Natural Language Processing and the 9th International Joint Conference on Natural Language Processing (EMNLP-IJCNLP), Hong Kong, China.
- [38] Voita, E., Talbot, D., Moiseev, F., Sennrich, R., Titov, I., 2019b. Analyzing multi-head self-attention: Specialized heads do the heavy lifting, the rest can be pruned, in: Proceedings of the 57th Annual Meeting of the Association for Computational Linguistics, Florence, Italy. doi:10.18653/v1/P19-1580.

- [39] Wang, A., Singh, A., Michael, J., Hill, F., Levy, O., Bowman, S., 2018. GLUE: A multi-task benchmark and analysis platform for natural language understanding, in: Proceedings of the 2018 EMNLP Workshop BlackboxNLP: Analyzing and Interpreting Neural Networks for NLP, Association for Computational Linguistics, Brussels, Belgium. pp. 353–355. URL: <https://www.aclweb.org/anthology/W18-5446>, doi:10.18653/v1/W18-5446.
- [40] Williams, A., Nangia, N., Bowman, S., 2018. A broad-coverage challenge corpus for sentence understanding through inference, in: Proceedings of the 2018 Conference of the North American Chapter of the Association for Computational Linguistics: Human Language Technologies, Volume 1 (Long Papers), Association for Computational Linguistics, New Orleans, Louisiana. pp. 1112–1122. URL: <https://www.aclweb.org/anthology/N18-1101>, doi:10.18653/v1/N18-1101.
- [41] Wolf, T., Debut, L., Sanh, V., Chaumond, J., Delangue, C., Moi, A., Cistac, P., Rault, T., Louf, R., Funtowicz, M., Brew, J., 2019. Huggingface’s transformers: State-of-the-art natural language processing. ArXiv abs/1910.03771.
- [42] Xin, J., Tang, R., Lee, J., Yu, Y., Lin, J., 2020. Deebert: Dynamic early exiting for accelerating bert inference. **arXiv:2004.12993**.
- [43] Xu, C., Zhou, W., Ge, T., Wei, F., Zhou, M., 2020. Bert-of-theseus: Compressing bert by progressive module replacing. ArXiv abs/2002.02925.
- [44] Yang, Z., Dai, Z., Yang, Y., Carbonell, J., Salakhutdinov, R., Le, Q.V., 2019. Xlnet: Generalized autoregressive pretraining for language understanding. **arXiv:1906.08237**.
- [45] Zafrir, O., Boudoukh, G., Izsak, P., Wasserblat, M., 2019. Q8bert: Quantized 8bit bert. **arXiv:1910.06188**.

- [46] Zhang, T., Wu, F., Katiyar, A., Weinberger, K.Q., Artzi, Y., 2020. Revisiting few-sample bert fine-tuning. [arXiv:2006.05987](#).
- [47] Zhou, W., Xu, C., Ge, T., McAuley, J., Xu, K., Wei, F., 2020. BERT loses patience: Fast and robust inference with early exit. [arXiv:2006.04152](#).