

Towards Highly Scalable Runtime Models with History

Lucas Sakizloglou, Sona Ghahremani, Thomas Brand, Matthias Barkowsky, and Holger Giese

<first-name>.<last-name>@hpi.de

Hasso Plattner Institute, University of Potsdam, Germany

ABSTRACT

Advanced systems such as IoT comprise many heterogeneous, interconnected, and autonomous entities operating in often highly dynamic environments. Due to their large scale and complexity, large volumes of monitoring data are generated and need to be stored, retrieved, and mined in a time- and resource-efficient manner. Architectural self-adaptation automates the control, orchestration, and operation of such systems. This can only be achieved via sophisticated decision-making schemes supported by monitoring data that fully captures the system behavior and its history.

Employing model-driven engineering techniques we propose a highly scalable, history-aware approach to store and retrieve monitoring data in form of enriched runtime models. We take advantage of rule-based adaptation where change events in the system trigger adaptation rules. We first present a scheme to incrementally check model queries in the form of temporal logic formulas which represent the conditions of adaptation rules against a runtime model with history. Then we enhance the model to retain only information that is temporally relevant to the queries, therefore reducing the accumulation of information to a required minimum. Finally, we demonstrate the feasibility and scalability of our approach via experiments on a simulated smart healthcare system employing a real-world medical guideline.

KEYWORDS

runtime models, architectural self-adaptation, IoT, temporal graph conditions, memory efficiency, history-awareness, scalability

1 INTRODUCTION

Advanced systems such as IoT comprise many interconnected, heterogeneous, and autonomous entities operating in often highly dynamic environments [9]. Such systems are challenging to operate: On one hand, complexity of the underlying architecture and heterogeneity of the involved entities require sophisticated orchestration schemes [34]—architectural self-adaptation [18] has been shown to be competent in tackling this challenge via efficiently managing large dynamic architectures at runtime [19]. On the other hand, due to their large scale, these systems generate large volumes of data demanding to be stored, retrieved, and mined in a time- and resource-efficient manner [1]—technologies such as cloud computing and big data analytics have emerged to improve computational capabilities and facilitate efficient data storage capacities [36].

In the special case of healthcare systems, big data analytics services [11] can monitor and detect various measurements such as patient vitals which can be provided to clinicians to support them in diagnosis. Recent advancements in healthcare systems as IoT are focused on automating the diagnosis phase to minimize or remove the need to involve a clinician for routine procedures. However, the

proposed methodologies often do not consider the resource constraints such as storage and computational power to be a concern – although relevant in a self-adaptation scenario – and presume trivial resource availability [34].

Employing self-adaptation for automating the control and operation of large IoT systems requires resource-aware schemes in the adaptation loop. For architectural self-adaptation, a runtime model is usually considered [18]. The runtime model reflects a snapshot of the system architecture at a given time and, in order to enable resource-awareness, is enriched with information necessary to analyze and plan the adaptation. However, certain systems require knowledge about the evolution history and prior interactions to allow for sound decision-making in the adaptation loop, e.g. for self-explanation [4] or for the detection of persistent adaptation issues [19]. Moreover, adaptation based on temporal information might be integral to the application domain, as is the case for healthcare where temporal requirements are key [10]. Besides resource-awareness, adaptation loops for such systems require history-awareness. Snapshot-based representations and related querying schemes lack the careful treatment required for preserving and respectively retrieving such temporal information.

In this paper we propose a highly scalable, history-aware approach for runtime models. Our approach benefits from employing model-driven engineering techniques, where the system layout and monitoring data is captured by runtime models causally connected to the underlying system. It also relies on rule-based architectural adaptation, where the changes, i.e., adaptation issues, trigger adaptation rules. The runtime model captures the evolution history and serves as a unique point of reference, independent from the specific model queries which are subject to change. This promotes separation of concerns.

Our contributions are as follows. We employ model queries on the runtime model to identify adaptation issues and a graph-based temporal logic to specify temporal requirements for queries. We extend our work in [22] by presenting a scheme to incrementally check the queries against a runtime model with history. We then enhance the runtime model to retain only information that is temporally relevant to the queries and therefore reduce the perpetual accumulation of historical information to a required minimum. Finally, we demonstrate the feasibility and scalability of the approach by evaluating it on a simulator of a smart healthcare system (SHS) and a real-world medical guideline.

The rest of the paper is organized as follows. The foundations and required building blocks for the proposed approach are discussed in Section 2. In Section 3 we introduce the proposed approach for obtaining and mining history-aware runtime models in a scalable and memory-efficient manner. Section 4 presents an implementation and evaluation of the approach on a simulated SHS. We discuss the related work in Section 5 and Section 6 concludes the paper with an outlook on planned future work.

2 FOUNDATIONS

2.1 Architectural Self-adaptation and Runtime Models

To realize self-adaptation, a software system is equipped with a *MAPE-K* feedback loop that monitors and analyzes the system and, if needed, plans and executes an adaptation of the system, which is all based on knowledge [30]. Self-adaptation can be generally achieved by adding and removing components as well as connectors among components in the system architecture [33], therefore, many researchers consider the *software architecture* as an appropriate abstraction level (e.g., [18, 35]). For this purpose, the feedback loop maintains a *runtime model* as part of its knowledge to represent the architecture of the system, which is *causally connected* to the system, that is, any relevant change of the system is reflected in the model, and vice versa [5]. Thus, the phases of the MAPE-K feedback loop operate on the runtime model to perform self-adaptation. Self-adaptation is realized via (self-)adaptation rules. We focus on adaptation rules with an *event-condition-action* form. In detail: Changes of the systems are captured as events; Occurrences of change events influence whether a condition is satisfied and hence if an event-condition-action rule is applicable; An action defines the required system changes for adaptation. Such rules capture both analysis (evaluating the condition) and planning (applying the action) activities. In this paper, we are interested in efficient evaluation of the conditions during the analysis phase.

2.2 Graph-based Models and Rules

Our approach adopts the established practice of representing a runtime model as a graph, where architectural components are modeled as vertices, connectors between components as edges, and further information about the components are encoded in attributes [37]. Employing a graph-based runtime model as representation of the underlying system allows for model-driven engineering (MDE) techniques to be employed within the MAPE-K phases [16], where such a graph conforms to a language for runtime models, specified by means of a *metamodel*. The metamodel defines types of vertices, edges, and attributes and restricts the structure of valid model instances. Formally, these concepts rely on *typed, attributed graphs* where graphs are typed over a *type graph* [14].

Employing MDE, in our earlier work [38, 39] we showed how model queries based on graph patterns can be used during the analysis phase to identify adaptation issues in the runtime model, whereas the action that describes how to adapt the model to resolve these issues is applied by in-place model transformations based on *typed, attributed graph transformation* [14]. In summary (and similar to the scheme presented in [19, 20]), let G be a graph representation of the runtime model, effectively the system architecture. A structural fragment of the architecture can be described as a pattern P of a set of patterns \mathcal{P} . Then, an adaptation rule r can be characterized by a left-hand side pattern LHS and a right-hand side pattern RHS , which define the precondition and postcondition of an application of r , respectively. A match m of LHS in G corresponds to an occurrence of the pattern LHS in the model G and, intuitively, identifies a part of the runtime model where the adaptation should occur in the architecture. For the rest of the paper, we use the terms *query* and *pattern* interchangeably.

In certain cases, simple graph patterns are not sufficient as a language for specifying application conditions of adaptation rules, for instance if the existence of certain model elements should be prohibited. The established logic of *Nested Graph Conditions* (NGC) [23] can be employed to equip the *LHS* pattern of an adaptation rule with constraints which are expressively equivalent to first-order logic on graphs [12]. It uses standard logic operators, i.e., negation (\neg), existential quantification (\exists), conjunction (\wedge), implication (\rightarrow), universal quantification (\forall), and nesting of patterns to bind graph elements in outer conditions and relate them to inner (nested) conditions, thereby allowing for more elaborate specifications.

The search for matches of patterns (potentially restricted by constraints, as in NGC) in a given graph G is called *pattern matching*. Depending on the size of the graph and the pattern, pattern matching can be considerably complex and time-consuming. Techniques such as *local search*, where the search space is reduced by starting the search from a specific element of the graph, have been employed to reduce the required effort [28].

2.3 Temporal Requirements

Besides the description of a structural fragment of the architecture, in this work we are also interested in describing the evolution of such a fragment over time. In order to achieve this, a rule specification language should enable the definition of *temporal requirements*, that is, expectations on the change of a structure over time, which is not inherently supported by NGC. For this purpose, we rely on our previous work in [22] to specify application conditions for rules in *Metric Temporal Graph Logic* (MTGL). The logic builds on NGC (supports all NGC connectives) and the *Metric Temporal Logic* (MTL) [32] to introduce the temporal operators *for-all-new* (\forall^N), *until* (U_I , where I is an interval over \mathbb{R}_0^+), and *eventually* (\diamond_I) that enforce restrictions on patterns based on temporal requirements for the future. Based on findings that show past operators do not affect the expressiveness of the logic [26] and how MTL formulas with future operators can be translated into formulas with past operators [29], MTGL is in capacity to express requirements also about the past, i.e., the past temporal operators *since* (S_I) and *once* (\blacklozenge_I). Temporal operators express temporal requirements over matched patterns such as: “for all matches of the pattern P that are observed for the first time in G ” ($\forall^N P$)¹ and “the pattern P must once have existed in the graph G in the last 10 time units” ($\blacklozenge_{[0,10]} \exists P$).²

2.4 Example: Smart Healthcare System

As a running example, we employ a simulated Smart Healthcare System (SHS) where sensors periodically collect physiological measurements of patients, i.e., data such as temperature, heartbeat rate, or blood pressure. Certain medical procedures are automated and performed by devices, such as a smart pump administering medicine based on the collected patient measurements—as otherwise a clinician would be doing. Figure 1 presents an excerpt of the metamodel of the envisaged SHS—modeling features that enable history-awareness are explained later in Section 3.1. Every change in our simulated SHS, i.e. a new sensor measurement or an activated pump, generates an *event*. These events are (transparently)

¹For simplicity, the formulation omits certain syntactic elements of MTGL.

²The interpretation of a time unit depends on the system’s time-tracking granularity.

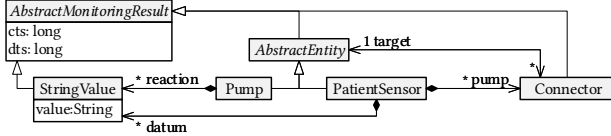


Figure 1: Excerpt of SHS Metamodel.

processed and reflected on the runtime model: For instance, during monitoring phase, when a pump is activated, a node of type *Pump* is added to the model; when a *Pump* takes a reaction or a *PatientSensor* emits a new datum, a *StringValue* node is generated with the value of the reaction respectively datum—in the following, we refer to these nodes in short as *reaction* and *datum*.

Based on the employed SHS, we attempt to enact an instruction from a medical guideline on the prevention of infective endocarditis for patients who undergo a dental procedure [40]. The (simplified) instruction reads: “An antibiotic should be administered within one hour before the procedure. If antibiotic is inadvertently not administered before, it may be administered up to 2 hours after the procedure”. Based on the instruction, we extract *event-condition-action* rules (cf. Section 2.1), i.e., as a result of system changes captured in form of events (during monitoring), if a condition holds (during analysis) then an action should be taken (during planning).

The instruction contains two statements which both assume a procedure has taken place: The first concerns the antibiotic administration within one hour before the procedure and the second the alternative action in case administration has been omitted. In the following, we focus on the latter—since its condition accounts also for the former. We extract the rule \mathcal{C} : *If a patient has undergone a procedure and an antibiotic has not been administered up until 1 hour before the procedure* (condition), *it may be administered up to 2 hours after the procedure* (action). In this work we focus on the analysis phase of the adaptation loop, i.e., detecting when a condition holds and, as a result, an adaptation of the system is required. If the condition holds the planning phase would enact the action.

In our simulation, instruction tasks are represented as follows: If a patient has undergone a procedure a *StringValue* node is generated by a *PatientSensor* with the value *op*. If a *Pump* has administered antibiotics, a *StringValue* is generated with the value *anti*.

3 THE INTEMPO QUERYING SCHEME

In the following we describe the proposed scheme for checking queries with temporal requirements against runtime models with history in an online, scalable, and sustainable manner. We name the scheme INTEMPO—from its key features: the *Incremental* checking and the support for *Temporal* requirements. The core of INTEMPO consists of two steps. First, in step σ_1 (Section 3.1), the metamodel of the runtime model is modified so that each element has a creation and deletion timestamp which are used to capture temporal information about every change in the system. The second step σ_2 (Section 3.2) entails the translation of a temporal model query such as \mathcal{C} from our running example, into a structural query with application conditions that capture the temporal requirements and can be incrementally checked. The pruning step σ_3 (Section 3.3) concerns the derivation of pruning rules based on the temporal requirements of the queries. Pruning rules can be optionally employed to prune the runtime model with history so that elements that are not required by queries are not retained.

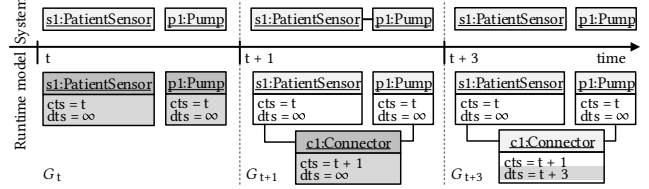


Figure 2: Capturing System History in the Runtime Model.

3.1 Enriching the Runtime Model with History

Step σ_1 enriches the metamodel of the runtime model to enable history-awareness (see Figure 1). We refer to instances of history-aware metamodels as *runtime models with history*. In such a metamodel, every change, i.e., update, creation, or deletion of an element of the system, is a result of a monitoring activity. Hence, all nodes of the metamodel inherit from *AbstractMonitoringResult* which uses two timestamps to mark the lifespan of an element (*cts* for creation and *dts* for deletion). Physical components of the SHS, such as the patient sensor (*PatientSensor* node) and the pump (*Pump* node) inherit from the class *AbstractEntity*. The *StringValue* node captures sensor measurements and pump reactions, both a string data type. Connections between components are captured by the *Connector*. The nodes *StringValue* and *Connector* as well as the *cts* and *dts* timestamps are domain-independent features required to capture the history of values or connections in the model.

Assuming a sequence of timestamped change events generated by the system at the point in time when they occur (hereby mentioned as *timepoint*), each change is applied to the runtime model by identifying or creating the corresponding model elements and setting the values of the *cts* (or, if applicable, the *dts*) timestamp. If the event entails a creation, the *dts* is set to ∞ by default (in practice, the maximum value of the long data type). For instance, as shown in Figure 2, when a sensor *s1* and a pump *p1* is activated in the system, the runtime model reflects this change by creating two nodes *s1* and *p1* and setting the *cts* value to the timestamp *t* of the creation (graph G_t) and the *dts* to ∞ . When later, at a timepoint $t + 1$, *p1* is connected to *s1*, this connection is reflected in G_{t+1} by the creation of a *Connection* node *c1* with a *cts* equal to $t+1$. A disconnection at timepoint $t+3$ is reflected in G_{t+3} by the node’s *dts* being set to $t+3$, that is, the element is not actually removed from the model.

3.2 From Temporal to Structural Conditions

In the following we present the inner workings of the step σ_2 of INTEMPO. Effectively, σ_2 entails the translation of patterns with both structural and temporal application conditions into patterns with only structural application conditions and attribute constraints, following a similar operation in [22]. Temporal application conditions are encoded in the translated pattern by means of constraints over the *cts* and *dts* attributes of the related nodes. The translation enables the usage of highly efficient techniques for pattern matching, thereby expediting the detection of LHS of rules and improving the overall performance of the adaptation via reducing the execution time of the adaptation loop. Throughout the section we provide examples based on the instruction \mathcal{C} from the medical guideline and the SHS (Figure 1).

Let ϕ_1 and ϕ_2 be the structural patterns representing the two statements in the condition of \mathcal{C} (“If a patient has undergone a

procedure” and “an antibiotic has not been administered up until 1 hour before the procedure” respectively). In the runtime model of our simulated SHS, ϕ_1 reflects that a new *datum* (*StringValue* node) has been emitted (from a sensor) with the value *op*. Similarly, ϕ_2 reflects that a new *reaction* has been created (from a pump) with the value *anti*. Based on the temporal requirements, let the formula ϕ for the condition of \mathcal{C} in MTGL be $\phi = \forall^N \phi_1 \rightarrow \blacklozenge_{[0,3600]} \exists \phi_2$, which intuitively states that every time a new match of ϕ_1 is found in G , ϕ_2 must have once existed in G in the previous hour (and assumes that the system uses seconds to generate timestamps).

Except for the structural patterns, the formula ϕ contains two types of operators. On the one hand, those that express structural application conditions and are formulated by NGC, e.g., existential quantification for asserting the pattern’s existence. On the other hand, those that express temporal (\blacklozenge) or both temporal and structural (\forall^N) application conditions and are formulated by MTGL. Recall that the objective of this step is to translate ϕ into an NGC formula with attribute constraints. We translate the MTGL temporal application conditions into attribute constraints based on the timestamps of each element and the timepoint x , where x is the current timepoint in the system.

Let ψ be the translated formula, κ a set of attribute constraints, and *sat* a boolean function that checks the satisfaction of κ . The operator \forall^N states that only patterns that are new with respect to x , that is, found for the first time, are matched. We translate this by asserting the existence of ϕ_1 ($\exists \phi_1$) and adding the attribute constraint $\alpha.cts = x$ to κ , that at least one element α in ϕ_1 needs to satisfy. The operator $\blacklozenge_{[0,3600]}$ states that the pattern ϕ_2 should have once existed in the previous hour. We translate this by asserting the existence of ϕ_2 ($\exists \phi_2$) and adding the following attribute constraint in κ that each element β in the pattern should satisfy: $(\beta.cts < x - 0 \wedge \beta.dts > x - 3600)$, that is, the creation of β has occurred at some timepoint before x and its deletion has occurred at some timepoint after $x - 3600$. The resulting formula is $\psi = (\exists \phi_1 \rightarrow \exists \phi_2) \wedge sat(\kappa)$ which intuitively states that both patterns ϕ_1 and ϕ_2 must exist in the runtime model with history and that the temporal requirements that refer to timestamps of the elements in the patterns and are captured by the attribute constraints in κ must be satisfied.

By using only NGC and attribute constraints, we have derived a formula that captures temporal requirements and, on a runtime model with history, allows for efficient querying.

3.3 Sustaining Memory Consumption

INTEMPO relies on capturing historical information about the lifespans of events in the runtime model with history. The accumulation of events over time causes the graph to grow in size; model elements whose lifespan is over, such as a connection between two components, are never actually removed from the model, rather the end of their lifespan is marked by an update of their *dts*.

Based on application domain guidelines, a process similar to a garbage-collector could potentially remove obsolete or unusable elements from the model. For instance, in our running example, a guideline from the SHS administration can specify that all pump reactions, i.e., *reaction* nodes, that are older than a certain amount of time, e.g. a month, can be safely discarded. For the targeted type of systems however, i.e., IoT governed via self-adaptation, the interim accumulation of data until such a generic guideline is applied

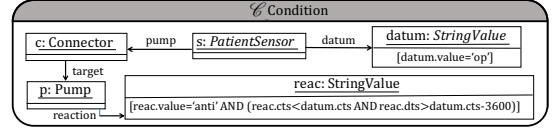


Figure 3: Story Diagram for Condition of Instruction \mathcal{C} .

could still require an impractical amount of memory for the model (which is typically stored in-memory). Moreover, the growing size of the model may lead to deteriorating performance of the pattern matching as more elements have to be considered during the search. A more refined guideline could take into account elements that are considered in patterns with temporal requirements that refer to a specific (past or future) time window and thus become obsolete when this window elapses. These elements can never be part of a new match and can therefore be removed from the runtime model immediately after the end of their respective time window.

The pruning step σ_3 of INTEMPO entails the analysis of the formula to calculate such a time window for which elements must be retained. Once the analysis is done, *pruning rules* can be derived. Pruning rules can be used to prune the model by removing obsolete model elements. For instance, for the formula ϕ , let t be the current system timepoint: Any *datum* whose *dts* is smaller than t may be removed from the model (together with its edge) as it is not going to be part of a new match—provided no new sensors are added; Similarly, a *reaction* may be removed when its *dts* is smaller than $t + 3600$. Pruning rules are uniquely defined and can also be systematically derived—even at runtime, if necessary. Due to time required for searching and removing the elements, pruning incurs an increase in the overall adaptation time. Provided such an increase is acceptable, this step renders the memory consumption of INTEMPO sustainable even in the absence of any external memory-saving measures.

4 IMPLEMENTATION AND RESULTS

In this section we present an implementation of INTEMPO, together with the employed setting for evaluation experiments, obtained results, and threats to validity.

4.1 Implementation

To demonstrate the advantages of INTEMPO, we prototypically implemented the three steps presented in Section 3 for the condition of instruction \mathcal{C} from the running example (see Section 2.4). Our implementation is based on the Eclipse Modeling Framework (EMF), as the former is a widespread MDE technology for creating meta-models. In the following, we refer to specific EMF features when we describe details of our implementation.

Step σ_1 is implemented by modeling the metamodel in EMF (cf. Figure 1). For step σ_2 , first we obtain the translated formula ψ featuring patterns with NGC application conditions and attribute constraints as explained in Section 3.2. We then map ψ to *Story Diagrams* (SD) [15]. SD are a visual language supported by a tool based on EMF that allows for the specification of pattern matching tasks. The tasks are executed by means of an interpreter that enables incremental processing of change events via local search [21]. SD can encode NGC, controls the flow of the pattern matching depending on whether a (sub)pattern was matched, and supports the definition of attribute constraints on matched elements.

The SD for our translated formula ψ is shown in Figure 3. It starts by searching for a *PatientSensor* that has emitted a *datum* with the value *op*—technically, one that satisfies the constraint on the *value* attribute—which is the first statement of the condition of \mathcal{C} from our running example ($\exists \phi_1$ in ψ). Note that the type names of elements that can serve as starting points for the search are italicized. The search proceeds only if this structure has been matched, which captures the implication in ψ . If the search proceeds, it searches for a *Pump* connected to the patient (via a *Connector*) and a *reaction* with the value *anti* ($\exists \phi_2$ in ψ).

Regarding the satisfaction of temporal requirements in ψ , i.e., $sat(\kappa)$, the constraints in κ from the operator \forall^N are captured implicitly by triggering an execution of SD only upon the creation of elements of interest, in this case a *datum* or a *PatientSensor* which is enabled by the EMF notification mechanism. This allows for incremental checking, i.e., upon every relevant change event in the model, we only check for newly found matches. Moreover, searching for matches upon a change event is performed by considering only the recently added element(s) and relevant adjacent parts, thus taking advantage of local search heuristics which can significantly reduce the pattern matching effort [28].

The constraints in κ from the operator \diamond are added directly to the pattern elements using OCL constraints [31]. For clarity, in our implementation we only check the temporal requirements for the *reaction*. Thus, similar to the medical guideline [40], we assume that if a patient has undergone a procedure then a pump and a sensor has been connected to that patient and that the lifespans of pattern elements overlap—in fact, our approach checks when such implicit assumptions do not hold, e.g. in this case, if matching would fail because a pump is not connected. Furthermore, based on the detection of element creations, we simplify the remaining constraints by referring to the creation timestamp of the new element instead of a global timepoint. For instance, in Figure 3, the constraints of *react* are defined in relation to the *cts* of *datum*. Finally, satisfaction of $sat(\kappa)$ is decided by the OCL interpreter in EMF.

For step σ_3 , we initially used the native EMF method to remove elements from the model based on the derived pruning rules. However, preliminary tests showed that the removal of elements incurred a significant increase in time. We discovered that due to the implementation of the references in EMF as array lists, the removal of an element causes all the other elements of the list to shift, making the time complexity of removing an element linear in the size of the list. In order to render the removal more scalable, we transparently replace the native EMF method with an optimized data structure and removal method via a Java agent.

4.2 Experimental Setting

We evaluate INTEMPO using a simulator for the SHS.³ We equip our simulator with a MAPE-K feedback loop that uses an architectural runtime model of the simulated SHS. In this paper we focus on the analysis phase of the adaptation loop and thus on the detection of missed antibiotic administrations, that is, \mathcal{C} from the medical guideline in [40]. We consider two implementation variants of INTEMPO: **InTempo**, where steps σ_1 , σ_2 are implemented, and **InTempo⁺**,

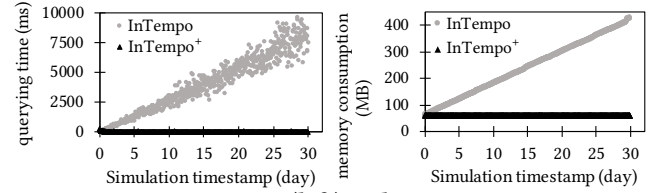


Figure 4: Querying Time (left) and Memory Consumption.

where steps σ_1 and σ_2 plus the pruning of the model, i.e., step σ_3 , are implemented. Only one variant is employed per simulation.

The interval of the MAPE-K loop is set to 3600 (an hour in seconds). Our simulator generates a random but repeatable sequence of timestamps picked from a range from zero to the number of seconds in a month. Each timestamp is associated to a number of change events—their number and type are parameterized and may vary. The simulation loop processes the event sequence and applies the associated changes on the runtime model. Each event corresponds to the creation of a node and the associated edge in the model, e.g., an event about a new datum corresponds to the creation of a *datum* node and an edge to the emitting sensor. The simulation starts with an initial model size of 10 *PatientSensors*, each connected to a *Pump* via a *Connector*—no other sensors or pumps are created. Then, at an almost constant rate, approx. the same amount of elements is created within each MAPE-K loop, that is, per loop, 1100 elements.

In total, per *PatientSensor*, 10000 events are generated which create a *datum* with a value that is with an even chance either set to *op* or *noise* (an irrelevant *datum*). Per *Pump*, 30000 events are generated about reactions. At the end of the simulation, 400000 events have been processed which corresponds to approx. 800000 element additions to the model. Following each adaptation loop, a) pruning is performed (only in InTempo⁺) and b) the employed variant detects adaptation issues caused by events—by means of searches for matches of the condition of \mathcal{C} in the runtime model.

Setting the rate of generated elements allows us to systematically increase the search space and thus investigate the scalability of INTEMPO at detecting adaptation issues with respect to memory consumption and execution time of the pattern matching.

4.3 Results

Figure 4 shows the execution times and memory consumption of the two variants for our simulation. In both figures, the x axis indicates the simulation timestamp. The number of processed events grows with the timestamp value. Each plot point represents the end of a loop and the execution of the query and, if applicable, pruning.

The plots of the InTempo variant show that the execution time of the implementation grows linearly with respect to the size of the search space; as the number of *reactions* grow, the number of potential matches increases as well. A similar effect is observed for the memory consumption of the InTempo variant, which strongly motivates the consideration of pruning in settings where the incurred increase of adaptation time—due to the duration of pruning—is acceptable. Regarding the InTempo⁺ variant, given the extensive pruning performed, the results are also to be expected; the pruning of all *datum* nodes and the majority of *reaction* nodes shows that the model size, the execution time, and the memory consumption of the variant are almost constant. This observation indicates that

³All experiments and simulations have been conducted on a Xeon E5-2643 and an OpenJDK8 JVM. Memory measurements are based on values reported by the JVM.

a variant with effective pruning rules can lead to a highly scalable runtime model that facilitates efficient pattern matching with temporal conditions. The peak in the execution time and memory consumption at the beginning of the simulation is due to implementation details: First, the “warm-up” rounds of the SD tool where necessary structures are initialized; Secondly, a starting graph is created at the beginning, before the *datum* and *reaction* nodes.

Our experiments show that the required time for searching and removing the elements is always less than 20ms i.e., 20% of the pattern execution time in each experiment. The reasons behind this result is the high pruning frequency, the simplicity of the pruning rules, and the optimized data structure and removal method presented in Section 4.1. Pruning time is influenced by these factors and might increase in different settings. Nevertheless we expect that applying pruning in executions with numerous events, provided an increase in the overall duration of the adaptation is allowed, will normally have a positive effect on the long-term scalability of the model. Furthermore, similarly to our conducted experiments, pruning might reduce the search space of the pattern matching, therefore ultimately decreasing the execution time of the matching. In our experiment, where we prune extensively, this effect is significant. In other settings, pruning might not result in such a considerable reduction of the search space.

4.4 Threats to Validity

Threats to internal validity concerns how we performed the experiments and interpreted the results. We systematically investigated the scalability and memory consumption of the alternative solutions by using a controlled simulation environment of a SHS. Particularly, we are interested in the effects of incremental checking and data pruning on the performance scalability and memory consumption of a pattern matching mechanism. To solely focus on these effects, the two compared variants share identical monitoring, planning, and execution phases of the MAPE-K feedback loop and they use the same architectural runtime model. Moreover, the experiments draw from a medical guideline where instructions are deterministic and typically of the form *condition-action*, and as such, enable replicating a simulation for the two variants and over multiple runs. This enables a fair comparison and the consideration of variations of the measured execution time for the pattern-matching.

Threats to external validity may restrict the generalization of our evaluation results outside the scope of our experiments. We evaluated our approach on a simulated SHS using a synthesized event sequence. The systematic increase of the size of the sequence and, thus, the model size (number of patient sensors and pumps) allows for investigating the behavior of INTEMPO under increasing complexity. While this investigation can serve as an indication, quantitative claims on scalability require extensive simulation scenarios that support a realistic setting for a large scale IoT system. Synthetic data can limit the generality of experimental results. We nevertheless opted for it for a number of reasons: First, our focus was scalability whereas real sequences are typically used to assess fault-detection capabilities [13]. Secondly, because parameterizing data factors in a systematic way, such as the rate of generated events, helped us isolate and demonstrate key aspects of scalability that are relevant in IoT systems that produce voluminous streams of data. Finally, synthesized data allowed us to devise a scheme to

monitor a real-world medical guideline which renders our approach relevant to IoT systems—particularly those related to healthcare.

5 RELATED WORK

Capturing the history of a system execution either in a runtime model or a temporal graph database has been researched extensively (cf. [6, 24, 25]). Nonetheless, the scalable retrieval of information and the sustainability of the model has not received equal attention [3]. The authors in [17] build on a temporal graph database to store versions of a runtime model which is queried post-mortem by means of an OCL extension that supports temporal statements. We opt for an in-memory representation of our model, as shared memory space generally makes the real-time information retrieval faster, which is key for the systems of interest in this work. Additionally, model fragments evolve at different pace and thus versioning proves cumbersome on model level [25]. Finally, implementation of a solution for the memory accumulation is missing from [17].

Event-based querying schemes and tools which rely on the (incremental) maintenance of a database have also been researched extensively. Here we discuss only those who support at least two of the key features of INTEMPO: events containing data, temporal requirements, and graph-based representation of system entities and their relationships. The Metric First-order Temporal Logic [2] is as expressive as MTGL and its supporting tool, MonPoly, could potentially use relations to represent runtime models and incrementally check formulas. However, the use of relations results in overly technical and error-prone system representations and formulation of pattern-based conditions [13]. Moreover, the tool performs inefficiently with past temporal conditions that require the storing of large amounts of data [27]. An approach based on a runtime model and graph structures being checked incrementally is presented in [7, 8] but does not support temporal requirements. The work in [13] processes propositional events that contain no data, makes changes on a model and then checks the satisfaction of OCL constraints which have been translated from a pattern-based specification.

In [22] we have defined a formal operation for the reduction of an MTGL condition with future operators to an NGC which can be checked against a graph that captures history with timestamps. However, the approach in [22] does not consider incremental checking nor a means to limit data accumulation.

6 CONCLUSION AND FUTURE WORK

Benefiting from model-driven engineering techniques, this paper proposes a memory-efficient scheme to incrementally check for conditions of adaptation rules which contain temporal requirements. The scheme relies on a runtime model with history that captures the evolution history of the system. We efficiently prune the runtime model to only retain the information that are temporally relevant to the queries. This reduces the perpetual accumulation of historical information to a required minimum. As a result, the proposed approach is scalable and memory-efficient despite the growing number of change events. We confirmed the scalability and efficient memory consumption of the approach via empirical experiments on a simulated smart healthcare system.

In the future, we plan to extend our work by formalizing the approach, evaluating it for other domains, supporting more complex

conditions, automating the implementation, and finally developing our pruning strategy based on practical and theoretical considerations, e.g. pruning frequency and minimum overhead respectively.

REFERENCES

- [1] Stephanie B. Baker, Wei Xiang, and Ian Atkinson. 2017. Internet of Things for Smart Healthcare: Technologies, Challenges, and Opportunities. *IEEE Access* 5 (2017), 26521–26544. <https://doi.org/10.1109/ACCESS.2017.2775180>
- [2] David A. Basin, Felix Klaedtke, Samuel Müller, and Eugen Zalinescu. 2015. Monitoring Metric First-Order Temporal Properties. *J. ACM* 62, 2 (2015), 15:1–15:45. <https://doi.org/10.1145/2699444>
- [3] Nelly Bencomo, Sebastian Götz, and Hui Song. 2019. Models@run.time: a guided tour of the state of the art and research challenges. *Software and Systems Modeling* 18, 5 (2019), 3049–3082. <https://doi.org/10.1007/s10270-018-00712-x>
- [4] Nelly Bencomo, Kristopher Welsh, Pete Sawyer, and Jon Whittle. 2012. Self-Explanation in Adaptive Systems. In *17th IEEE International Conference on Engineering of Complex Computer Systems, ICECCS 2012, Paris, France, July 18–20, 2012*, Isabelle Perseil, Karin K. Breitman, and Marc Pouzet (Eds.). IEEE Computer Society, 157–166. <https://doi.org/10.1109/ICECCS.2012.34>
- [5] Gordon Blair, Nelly Bencomo, and Robert B. France. 2009. Models@run.time. *Computer* 42, 10 (2009), 22–27. <https://doi.org/10.1109/MC.2009.326>
- [6] Thomas Brand and Holger Giese. 2019. Modeling approach and evaluation criteria for adaptable architectural runtime model instances. In *Proceedings of the 22nd International Conference on Model Driven Engineering Languages and Systems (MODELS)*.
- [7] MÅarton BÅzr, GÅqbor SzilÅagyi, AndrÅas VÅurÅtis, and DÅaniel VarrÅs. 2018. Distributed Graph Queries for Runtime Monitoring of Cyber-Physical Systems. In *Fundamental Approaches to Software Engineering (Lecture Notes in Computer Science)*. Springer, Cham, 111–128. https://doi.org/10.1007/978-3-319-89363-1_7
- [8] MÅarton BÅzr, GÅqbor SzilÅagyi, AndrÅas VÅurÅtis, and DÅaniel VarrÅs. 2019. Distributed graph queries over models@run.time for runtime monitoring of cyber-physical systems. *International Journal on Software Tools for Technology Transfer* (Sept. 2019). <https://doi.org/10.1007/s10009-019-00531-5>
- [9] Luca Catarinucci, Danilo De Donno, Luca Mainetti, Luca Palano, Luigi Patrono, Maria Laura Stefanizzi, and Luciano Tarricone. 2015. An IoT-Aware Architecture for Smart Healthcare Systems. *IEEE Internet of Things Journal* 2, 6 (2015), 515–526. <https://doi.org/10.1109/JIOT.2015.2417684>
- [10] Carlo Combi, Mauro Gambini, Sara Migliorini, and Roberto Posenato. 2012. Modeling Temporal, Data-centric Medical Processes. In *Proceedings of the 2Nd ACM SIGHIT International Health Informatics Symposium (IHI '12)*. ACM, New York, NY, USA, 141–150. <https://doi.org/10.1145/2110363.2110382> event-place: Miami, Florida, USA.
- [11] Antonio Coronato and Giuseppe De Pietro. 2010. Formal Specification of Wireless and Pervasive Healthcare Applications. *ACM Trans. Embed. Comput. Syst.* 10, 1 (August 2010). <https://doi.org/10.1145/1814539.1814551>
- [12] Bruno Courcelle. 1997. The Expression of Graph Properties and Graph Transformations in Monadic Second-Order Logic. *Handb. Graph Gramm.* 1 (1997), 313–400.
- [13] Wei Dou, Domenico Bianculli, and Lionel Briand. 2017. A Model-Driven Approach to Trace Checking of Pattern-Based Temporal Properties. In *2017 ACM/IEEE 20th International Conference on Model Driven Engineering Languages and Systems (MODELS)*. IEEE, Austin, TX, 323–333. <https://doi.org/10.1109/MODELS.2017.9>
- [14] Hartmut Ehrig, Ulrike Prange, and Gabriele Taentzer. 2004. Fundamental Theory for Typed Attributed Graph Transformation. In *Graph Transformations, Second International Conference, ICGT 2004, Rome, Italy, September 28 - October 2, 2004, Proceedings (Lecture Notes in Computer Science)*, Hartmut Ehrig, Gregor Engels, Francesco Parisi-Presicce, and Grzegorz Rozenberg (Eds.), Vol. 3256. Springer, 161–177. https://doi.org/10.1007/978-3-540-30203-2_13
- [15] Thorsten Fischer, Jörg Niere, Lars Torunski, and Albert Zündorf. 1998. Story Diagrams: A New Graph Rewrite Language Based on the Unified Modeling Language and Java. In *Theory and Application of Graph Transformations, 6th International Workshop, TAGT'98, Paderborn, Germany, November 16–20, 1998, Selected Papers (Lecture Notes in Computer Science)*, Hartmut Ehrig, Gregor Engels, Hans-Jörg Kreowski, and Grzegorz Rozenberg (Eds.), Vol. 1764. Springer, 296–309. https://doi.org/10.1007/978-3-540-46464-8_21
- [16] Robert France and Bernhard Rumpe. 2007. Model-driven Development of Complex Software: A Research Roadmap. In *FOSE'07*. IEEE, 37–54. <https://doi.org/10.1109/FOSE.2007.14>
- [17] Antonio Garcia, Nelly Bencomo, Juan Parra, and Luis H. Garcia-Paucar. 2019. Querying and annotating model histories with time-aware patterns. In *IEEE / ACM 22nd international conference on model driven engineering languages and systems (MODELS)*, Marouane Kessentini, Tao Yue, Alexander Pretschner, Sebastian Voss, and Loli Burgue no (Eds.). <https://research.aston.ac.uk/en/publications/querying-and-annotating-model-histories-with-time-aware-patterns>
- [18] David Garlan, Bradley Schmerl, and Shang-Wen Cheng. 2009. Software Architecture-Based Self-Adaptation. In *Autonomic Computing and Networking*. Springer, 31–55. http://dx.doi.org/10.1007/978-0-387-89828-5_2
- [19] Sona Ghahremani, Holger Giese, and Thomas Vogel. 2017. Efficient Utility-Driven Self-Healing Employing Adaptation Rules for Large Dynamic Architectures. In *Proceedings of the 14th International Conference on Autonomic Computing (ICAC)*.
- [20] Sona Ghahremani, Holger Giese, and Thomas Vogel. 2020. Improving Scalability and Reward of Utility-Driven Self-Healing for Large Dynamic Architectures. *ACM Trans. Auton. Adapt. Syst.* 14, 3 (February 2020). <https://doi.org/10.1145/3380965>
- [21] Holger Giese, Stephan Hildebrandt, and Andreas Seibel. 2009. Improved Flexibility and Scalability by Interpreting Story Diagrams. *ECEASST* 18 (2009). <https://doi.org/10.14279/tuj.eceasst.18.268>
- [22] Holger Giese, Maria Maximova, Lucas Sakizloglou, and Sven Schneider. 2019. Metric Temporal Graph Logic over Typed Attributed Graphs. In *Fundamental Approaches to Software Engineering (Lecture Notes in Computer Science)*, Reiner Hähnle and Wil van der Aalst (Eds.). Springer International Publishing, 282–298.
- [23] Annegret Habel and Karl-Heinz Pennemann. 2009. Correctness of High-Level Transformation Systems Relative to Nested Conditions. *Math. Struct. Comput. Sci.* 19, 2 (2009), 245–296.
- [24] Martin Haeusler, Thomas Trojer, Johannes Kessler, Matthias Farwick, Emmanuel Nowakowski, and Ruth Breu. 2018. Combining Versioning and Metamodel Evolution in the ChronoSphere Model Repository. In *Proceedings of the 44th International Conference on Current Trends in Theory and Practice of Computer Science (SOFSEM)*.
- [25] Thomas Hartmann, Francois Fouquet, Gregory Nain, Brice Morin, Jacques Klein, Olivier Barais, and Yves Le Traon. 2014. A Native Versioning Concept to Support Historized Models at Runtime. In *Proceedings of the 17th International Conference on Model Driven Engineering Languages and Systems (MODELS)*.
- [26] Klaus Havelund and Doron Peled. 2018. Runtime Verification: From Propositional to First-Order Temporal Logic. In *Runtime Verification (Lecture Notes in Computer Science)*, Christian Colombo and Martin Leucker (Eds.). Springer International Publishing, 90–112.
- [27] Klaus Havelund, Doron Peled, and Dogan Ulus. 2017. First order temporal logic monitoring with BDDs. In *2017 Formal Methods in Computer Aided Design, FMCAD 2017, Vienna, Austria, October 2-6, 2017*, Daryl Stewart and Georg Weissenbacher (Eds.). IEEE, 116–123. <https://doi.org/10.23919/FMCAD.2017.8102249>
- [28] Stephan Hildebrandt. 2014. *On the performance and conformance of triple graph grammar implementations*. Ph.D. Dissertation. University of Potsdam. <http://dnb.info/1054564477>
- [29] Paul Hunter, Joel Ouaknine, and James Worrell. 2013. Expressive Completeness for Metric Temporal Logic. In *2013 28th Annual ACM/IEEE Symposium on Logic in Computer Science*. IEEE, New Orleans, LA, USA, 349–357. <https://doi.org/10.1109/LICS.2013.41>
- [30] Jeffrey O. Kephart and David Chess. 2003. The Vision of Autonomic Computing. *Computer* 36, 1 (2003), 41–50. <http://portal.acm.org/citation.cfm?id=642200>
- [31] Anneke Kleppe and Jos Warmer. 2000. An Introduction to the Object Constraint Language (OCL). In *TOOLS 2000: 33rd International Conference on Technology of Object-Oriented Languages and Systems, 5-8 June 2000, St. Malo, France*. IEEE Computer Society, 456. <https://doi.org/10.1109/TOOLS.2000.10010>
- [32] Ron Koymans. 1990. Specifying Real-Time Properties with Metric Temporal Logic. *Real-Time Syst.* 2, 4 (1990), 255–299.
- [33] Jeff Magee and Jeff Kramer. 1996. Dynamic Structure in Software Architectures. In *Proc. of the 4th Symposium on Foundations of Software Engineering*. ACM, 3–14. <https://doi.org/10.1145/239098.239104>
- [34] Gunasekaran Manogaran, R. Varatharajan, Daphne Lopez, Priyan Malarvizhi Kumar, Revathi Sundarasekar, and Chandu Thota. 2018. A new architecture of Internet of Things and big data ecosystem for secured smart healthcare monitoring and alerting system. *Future Generation Computer Systems* 82 (2018), 375–387. <http://www.sciencedirect.com/science/article/pii/S0167739X17305149>
- [35] Peyman Oreizy, Michael M. Gorlick, Richard Taylor, Dennis Heimbigner, Gregory Johnson, Nenad Medvidovic, Alex Quilici, David S. Rosenblum, and Alexander L. Wolf. 1999. An Architecture-Based Approach to Self-Adaptive Software. *IEEE Intelligent Systems* 14, 3 (1999), 54–62. <http://doi.ieeecomputersociety.org/10.1109/5254.769885>
- [36] Sherif Sakr and Amal Elgammal. 2016. Towards a Comprehensive Data Analytics Framework for Smart Healthcare Services. *[Big Data Research* 4 (2016), 44 – 58. <http://www.sciencedirect.com/science/article/pii/S221457961530023X>
- [37] Thomas Vogel and Holger Giese. 2010. Adaptation and Abstract Runtime Models. In *SEAMS'10*. ACM, 39–48. <http://dx.doi.org/10.1145/1808984.1808989>
- [38] Thomas Vogel, Stefan Neumann, Stephan Hildebrandt, Holger Giese, and Basil Becker. 2009. Model-driven Architectural Monitoring and Adaptation for Autonomic Systems. In *ICAC'09*. ACM, 67–68. <https://doi.org/10.1145/1555228.1555249>
- [39] Thomas Vogel, Stefan Neumann, Stephan Hildebrandt, Holger Giese, and Basil Becker. 2010. Incremental Model Synchronization for Efficient Run-Time Monitoring. In *Models in Software Engineering, Workshops and Symposia at MODELS 2009, Reports and Revised Selected Papers*, Sudipto Ghosh (Ed.). Lecture Notes in Computer Science (LNCS), Vol. 6002. Springer, 124–139. http://dx.doi.org/10.1007/978-3-642-12261-3_13

[40] Walter Wilson, Kathryn A. Taubert, Michael Gewitz, Peter B. Lockhart, Larry M. Baddour, Matthew Levison, Ann Bolger, Christopher H. Cabell, Masato Takahashi, Robert S. Baltimore, and others. 2007. Prevention of Infective Endocarditis: A

Guideline From the American Heart Association. *Circulation* 116, 15 (2007), 1736–1754. <http://circ.ahajournals.org/content/116/15/1736.short>