

Robust Empirical Bayes Confidence Intervals*

Timothy B. Armstrong[†]

Michal Kolesár[‡]

Yale University

Princeton University

Mikkel Plagborg-Møller[§]

Princeton University

November 21, 2022

Abstract

We construct robust empirical Bayes confidence intervals (EBCIs) in a normal means problem. The intervals are centered at the usual linear empirical Bayes estimator, but use a critical value accounting for shrinkage. Parametric EBCIs that assume a normal distribution for the means (Morris, 1983b) may substantially undercover when this assumption is violated, and we derive a simple rule of thumb for gauging the potential coverage distortion. In contrast, our EBCIs control coverage regardless of the means distribution, while remaining close in length to the parametric EBCIs when the means are indeed Gaussian. If the means are treated as fixed, our EBCIs have an average coverage guarantee: the coverage probability is at least $1 - \alpha$ on average across the n EBCIs for each of the means. Our empirical applications consider effects of U.S. neighborhoods on intergenerational mobility, and structural changes in a large dynamic factor model for the Eurozone.

Keywords: average coverage, empirical Bayes, confidence interval, shrinkage

JEL codes: C11, C14, C18

*This paper is dedicated to the memory of Gary Chamberlain, who had a profound influence on our thinking about decision problems in econometrics, and empirical Bayes methods in particular. We received helpful comments from Otávio Bartalotti, Toru Kitagawa, Laura Liu, Ulrich Müller, Stefan Wager, Mark Watson, Martin Weidner, and numerous seminar participants. We are especially indebted to Bruce Hansen and Roger Koenker for inspiring our simulation study. Plagborg-Møller acknowledges support by the National Science Foundation under grant #1851665. Kolesár acknowledges support by the Sloan Research Fellowship.

[†]email: timothy.armstrong@yale.edu

[‡]email: mkolesar@princeton.edu

[§]email: mikkelpm@princeton.edu

1 Introduction

Empirical researchers in economics are often interested in estimating effects for a large number of individuals or units, such as estimating teacher quality for teachers in a given geographic area. In such problems, it has become common to shrink unbiased but noisy preliminary estimates of these effects toward baseline values, say the average fixed effect for teachers with the same experience. In addition to estimating teacher quality (Kane and Staiger, 2008; Jacob and Lefgren, 2008; Chetty et al., 2014), shrinkage techniques have been used recently in a wide range of applications including estimating school quality (Angrist et al., 2017), hospital quality (Hull, 2020), the effects of neighborhoods on intergenerational mobility (Chetty and Hendren, 2018), and patient risk scores across regional health care markets (Finkelstein et al., 2017).

The shrinkage estimators used in these applications can be motivated by an empirical Bayes (EB) approach. One imposes a working assumption that the individual effects are drawn from a normal distribution (or, more generally, a known family of distributions). The mean squared error (MSE) optimal point estimator then has the form of a Bayesian posterior mean, treating this distribution as a prior distribution. Rather than specifying the unknown parameters in the prior distribution *ex ante*, the EB estimator replaces them with consistent estimates, just as in random effects models. This approach is attractive because one does not need to assume that the effects are in fact normally distributed, or even take a “Bayesian” or “random effects” view: the EB estimators have lower MSE (averaged across units) than the unshrunk unbiased estimators, even when the individual effects are treated as nonrandom (James and Stein, 1961).

In spite of the popularity of EB methods, it is currently not known how to provide uncertainty assessments to accompany the point estimates without imposing strong parametric assumptions on the effects distribution. Indeed, Hansen (2016, p. 116) describes inference in shrinkage settings as an open problem in econometrics. The natural EB version of a confidence interval (CI) takes the form of a Bayesian credible interval, again using the postulated effects distribution as a prior (Morris, 1983b). If the distribution is correctly specified, this *parametric empirical Bayes confidence interval (EBCI)* will cover 95%, say, of the true effect parameters, under repeated sampling of the observed data *and* of the effect parameters. We refer to this notion of coverage as “EB coverage”, following the terminology in Morris (1983b, Eq. 3.6). Unfortunately, we show that, in the context of a normal means model, the parametric EBCI with nominal level 95% can have actual EB coverage as low as 74% for certain non-normal distributions. On the other hand, if the degree of shrinkage is small, the coverage distortion is limited, and we derive a simple “rule of thumb”, in the form of a

universal cut-off value on the degree of shrinkage, ensuring that the coverage distortion of the parametric EBCI is limited.

To allow easy uncertainty assessment in EB applications that is reliable irrespective of the degree of shrinkage, we construct novel *robust EBCIs* that take a simple form and control EB coverage *regardless* of the true effects distribution. Our baseline model is an (approximate) normal means problem $Y_i \sim N(\theta_i, \sigma_i^2)$, $i = 1, \dots, n$. In applications, Y_i represents a preliminary asymptotically unbiased estimate of the effect θ_i for unit i . Like the parametric EBCI that assumes a normal distribution for θ_i , the robust EBCI we propose is centered at the normality-based EB point estimate $\hat{\theta}_i$, but it uses a larger critical value to take into account the bias due to shrinkage. For convenient practical implementation, we provide software implementing our methods. EB coverage is controlled in the class of all distributions for θ_i that satisfy certain moment bounds, which we estimate consistently from the data (similarly to the parametric EBCI, which uses the second moment). We show that the baseline implementation of our robust EBCI is “adaptive” in the sense that its length is close to that of the parametric EBCI when the θ_i ’s are in fact normally distributed. Thus, little efficiency is lost from using the robust EBCI in place of the non-robust parametric one.

In addition to controlling EB coverage, we show that the robust $1 - \alpha$ EBCIs have a frequentist *average coverage* property: If the mean parameters $\theta_1, \dots, \theta_n$ are treated as *fixed*, the coverage probability—averaged across the n parameters θ_i —is at least $1 - \alpha$. This average coverage property weakens the usual notion of coverage, which would be imposed separately for each θ_i .¹ We discuss the motivation for using the average coverage criterion in the present context in Remark 2.1 below. Due to the weaker coverage requirement, our robust EBCIs are shorter than the usual CI centered at the unshrunk estimate Y_i , and often substantially so. Intuitively, the average coverage criterion only requires us to guard against the *average* coverage distortion induced by the biases of the individual estimators $\hat{\theta}_i$, and the data is quite informative about whether *most* of these biases are large, even though individual biases are difficult to estimate.

We also show how the underlying ideas may be translated to other shrinkage settings, not just the normal means model. Our CI construction generalizes naturally to settings in which one has available approximately normal, but biased estimates of parameters θ_i , and one can consistently estimate moments of the bias normalized by the standard error. This includes classic nonparametric estimation problems, such as estimating the conditional mean function using local polynomials or regression trees. Here θ_i corresponds to the conditional mean given covariates of observation i , and the resulting CIs can be interpreted as an average

¹This stands in contrast to the requirement of *simultaneous* coverage, which strengthens the usual notion of (pointwise) coverage.

coverage confidence band for the regression function.

We illustrate our results in two empirical applications. The first application considers the effect of growing up in different U.S. neighborhoods (specifically commuting zones) on intergenerational mobility. We follow [Chetty and Hendren \(2018\)](#), who apply EB shrinkage to initial fixed effects estimates. Depending on the specification, we find that the robust EBCIs are on average 12–25% as long as the unshrunk CIs. Our second application estimates the extent of structural change in a dynamic factor model (DFM) of the Eurozone. Employing a large panel of macroeconomic time series for the 19 Eurozone countries, we construct EBCIs for the breaks in the factor loadings following the Great Recession. We shrink the loading breaks towards zero to reduce the influence of estimation error due to the short sample. Our robust EBCIs for the loading breaks are on average 77% as long as the unshrunk CIs.

The robust EBCI we develop can also be viewed as a (pure) Bayesian interval that is robust to the choice of prior distribution in the *unconditional* gamma-minimax sense: the coverage probability of this CI is at least $1 - \alpha$ when averaged over the distribution of the data and over the prior distribution for θ_i , for any prior distribution that satisfies the moment bounds. In contrast, *conditional* gamma-minimax credible intervals, discussed recently by [Giacomini et al. \(2019, p. 6\)](#), are too stringent in our setting. This notion requires that the posterior credibility of the interval be at least $1 - \alpha$ regardless of the choice of prior, in any data sample, and it would lead to reporting the entire parameter space (up to the moment bounds).

The average coverage criterion was originally introduced in the literature on nonparametric regression ([Wahba, 1983](#); [Nychka, 1988](#); [Wasserman, 2006](#), Chapter 5.8). [Cai et al. \(2014\)](#) construct rate-optimal adaptive confidence bands that achieve average coverage. These procedures for nonparametric regression are challenging to implement in our EB setting and do not have a clear finite-sample justification, unlike our procedure. Outside the nonparametric regression context, [Liu et al. \(2019\)](#) construct forecast intervals that guarantee average coverage in a Bayesian sense (for a fixed prior). [Bonhomme and Weidner \(2020\)](#) and [Ignatiadis and Wager \(2019\)](#) consider robust estimation and inference on functionals of the effects θ_i , rather than the effects themselves.

While we are not aware of any previous literature on average coverage in the EB setting, there is a substantial literature on confidence balls (confidence sets of the form $\{\theta: \sum_{i=1}^n (\theta_i - \hat{\theta}_i)^2 \leq \hat{c}\}$; see [Casella and Hwang, 2012](#), for a review). While interesting from a theoretical perspective, these sets can be difficult to visualize and report in practice. Confidence balls can be translated into intervals satisfying the average coverage criterion using Chebyshev’s inequality (see [Wasserman, 2006](#), Chapter 5.8). However, the resulting intervals are very conservative compared to the ones we construct.

The rest of this paper is organized as follows. Section 2 illustrates our methods in the context of a simple homoskedastic Gaussian model. Section 3 presents our recommended baseline procedure and discusses practical implementation issues. Section 4 presents our main results on the coverage and efficiency of the robust EBCI, and on the coverage distortions of the parametric EBCI; we also verify the finite-sample coverage accuracy of the robust EBCI through extensive simulations. Section 5 discusses extensions of the basic framework. Section 6 contains two empirical applications: (i) inference on neighborhood effects and (ii) inference on structural breaks in a DFM. Appendices A to C give details on finite-sample corrections, computational details, and formal asymptotic coverage results. The Online Supplement contains all proofs as well as further technical and empirical results. Applied readers are encouraged to focus on Sections 2, 3 and 6.

2 Simple example

This section illustrates the construction of the robust EBCIs that we propose in a simplified setting with homoskedastic errors. In the next section, we show how to generalize these results when the variances of the Y_i 's are heteroskedastic along with several other empirically relevant extensions of the basic framework, and we discuss implementation issues.

We observe n independent, normally distributed estimates

$$Y_i \sim N(\theta_i, \sigma^2), \quad i = 1, \dots, n, \quad (1)$$

of the parameter vector $\theta = (\theta_1, \dots, \theta_n)'$. In many applications, the Y_i 's arise as preliminary least squares estimates of the parameters θ_i . For instance, they may correspond to fixed effect estimates of teacher or school value added, neighborhood effects, or firm and worker effects. In such cases, the normality in Eq. (1) is only approximate, and justified by large-sample arguments; for simplicity, we assume here that it is exact. We also assume that the variance σ^2 is known.

A popular approach to estimation that substantially improves upon the raw estimator $\hat{\theta} = Y$ under the compound MSE $\sum_{i=1}^n E(\hat{\theta}_i - \theta_i)^2$ is based on empirical Bayes (EB) shrinkage. In particular, suppose that the θ_i 's are themselves normally distributed,

$$\theta_i \sim N(0, \mu_2). \quad (2)$$

Our discussion below applies if Eq. (2) is viewed as a subjective Bayesian prior distribution for a single parameter θ_i , but for concreteness we will think of Eq. (2) as a “random effects” sampling distribution for the n mean parameters $\theta_1, \dots, \theta_n$. Under this normal sampling

distribution, it is optimal to estimate θ_i using the posterior mean $\hat{\theta}_i = w_{EB}Y_i$, where $w_{EB} = 1 - \sigma^2/(\sigma^2 + \mu_2)$. To avoid having to specify the variance μ_2 of the distribution of θ_i , the EB approach treats it as an unknown parameter, and uses the data to estimate this posterior, replacing the marginal precision of Y_i , $1/(\sigma^2 + \mu_2)$, with a method of moments estimate $n/\sum_{i=1}^n Y_i^2$, or the unbiased estimate $(n-2)/\sum_{i=1}^n Y_i^2$. The latter leads to $\hat{w}_{EB} = (1 - \sigma^2(n-2)/\sum_{i=1}^n Y_i^2)$, which is the classic estimator of [James and Stein \(1961\)](#).

One can also use Eq. (2) to construct CIs for the θ_i 's. In particular, since the marginal distribution of $w_{EB}Y_i - \theta_i$ is normal with mean zero and variance $(1 - w_{EB})^2\mu_2 + w_{EB}^2\sigma^2 = w_{EB}\sigma^2$, this leads to the interval

$$w_{EB}Y_i \pm z_{1-\alpha/2}w_{EB}^{1/2}\sigma, \quad (3)$$

where z_α is the α quantile of the standard normal distribution. Since the form of the interval is motivated by the parametric assumption (2), we refer to it as a parametric EBCI. With μ_2 unknown, one can replace w_{EB} by \hat{w}_{EB} .² This is asymptotically equivalent to (3) as $n \rightarrow \infty$.

The coverage of the parametric EBCI in (3) is $1 - \alpha$ under repeated sampling of (Y_i, θ_i) according to Eqs. (1) and (2). To distinguish this notion of coverage from the case with fixed θ , we refer to coverage under repeated sampling of (Y_i, θ_i) as “empirical Bayes coverage”. This follows the definition of an empirical Bayes confidence interval (EBCI) in [Morris \(1983b, Eq. 3.6\)](#) and [Carlin and Louis \(2000, Chapter 3.5\)](#). Unfortunately, this coverage property relies heavily on the parametric assumption (2). We show in Section 4.3 that the actual EB coverage of the nominal 95% parametric EBCI can be as low as 74% for certain non-normal distributions of θ_i with variance μ_2 ; more generally, for a nominal $1 - \alpha$ confidence level, it can be as low as $1 - 1/\max\{z_{1-\alpha/2}, 1\}$. This contrasts with existing results on estimation: Although the empirical Bayes estimator is motivated by the parametric assumption (2), it performs well even if this assumption is dropped, with low MSE even if we treat θ as fixed.

In this paper, we construct an EBCI with a similar robustness property: the interval will be close in length to the parametric EBCI when Eq. (2) holds, but its EB coverage will remain $1 - \alpha$ without making any parametric assumptions on the distribution of θ_i . To describe how we construct an EBCI with such a robustness property, suppose that all that is known is that θ_i is sampled i.i.d. from a distribution with second moment given by μ_2 (in practice, we can replace μ_2 by the consistent estimate $n^{-1}\sum_{i=1}^n Y_i^2 - \sigma^2$). Conditional on θ_i , the estimator $w_{EB}Y_i$ has bias $(w_{EB} - 1)\theta_i$ and variance $w_{EB}^2\sigma^2$, so that the t -statistic $(w_{EB}Y_i - \theta_i)/w_{EB}\sigma$ is normally distributed with mean $b_i = (1 - 1/w_{EB})\theta_i/\sigma$ and variance 1. Therefore, if we use a critical value χ , the non-coverage of the CI $w_{EB}Y_i \pm \chi w_{EB}\sigma$ conditional

²Alternatively, to account for estimation error in \hat{w}_{EB} , [Morris \(1983b\)](#) suggests adjusting the variance estimate $\hat{w}_{EB}\sigma^2$ to $\hat{w}_{EB}\sigma^2 + 2Y_i^2(1 - \hat{w}_{EB})^2/(n-2)$. The adjustment does not matter asymptotically.

on θ_i will be given by the probability $r(b_i, \chi) = P(|Z - b_i| \geq \chi \mid \theta_i) = \Phi(-\chi - b_i) + \Phi(-\chi + b_i)$, where Z denotes a standard normal random variable, and Φ denotes the standard normal cdf. Thus, by iterated expectations, under repeated sampling of θ_i , the non-coverage is bounded by

$$\rho(\sigma^2/\mu_2, \chi) = \sup_F E_F[r(b, \chi)] \quad \text{s.t.} \quad E_F[b^2] = \frac{(1 - 1/w_{EB})^2}{\sigma^2} \mu_2 = \frac{\sigma^2}{\mu_2}, \quad (4)$$

where E_F denotes expectation under $b \sim F$. Although this is an infinite-dimensional optimization problem over the space of distributions, it turns out that it admits a simple closed-form solution.³ Moreover, because the optimization is a linear program, it can be solved even in the more general settings of applied relevance that we consider in Section 3.

Set $\chi = \text{cva}_\alpha(\sigma^2/\mu_2)$, where $\text{cva}_\alpha(t) = \rho^{-1}(t, \alpha)$, and the inverse is with respect to the second argument. Then the resulting interval

$$w_{EB}Y_i \pm \text{cva}_\alpha(\sigma^2/\mu_2)w_{EB}\sigma \quad (5)$$

will maintain coverage $1 - \alpha$ among all distributions of θ_i with $E[\theta_i^2] = \mu_2$ (recall that we estimate μ_2 consistently from the data). For this reason, we refer to it as a robust EBCI. Figure 1 in Section 3.1 gives a plot of the critical values for $\alpha = 0.05$. We show in Section 4.2 below that by also imposing a constraint on the fourth moment of θ_i , in addition to the second moment constraint, one can construct a robust EBCI that “adapts” to the Gaussian case in the sense that its length will be close to that of the parametric EBCI in Eq. (3) if these moment constraints are compatible with a normal distribution.

Instead of considering EB coverage, one may alternatively wish to assess uncertainty associated with the estimates $w_{EB}Y_i$ when θ is treated as fixed. In this case, the EBCI in Eq. (5) has an average coverage guarantee that

$$\frac{1}{n} \sum_{i=1}^n P(\theta_i \in [w_{EB}Y_i \pm \text{cva}_\alpha(\sigma^2/\mu_2)w_{EB}\sigma] \mid \theta) \geq 1 - \alpha, \quad (6)$$

provided that the moment constraint can be interpreted as a constraint on the empirical second moment on the θ_i 's, $n^{-1} \sum_{i=1}^n \theta_i^2 = \mu_2$. In other words, if we condition on θ , then the coverage is at least $1 - \alpha$ on average across the n EBCIs for $\theta_1, \dots, \theta_n$. To see this, note that the average non-coverage of the intervals is bounded by (4), except that the supremum is only

³Specifically, Proposition B.1 in Appendix B shows that

$$\rho(t, \chi) = \begin{cases} r(0, \chi) + \frac{t}{t_0}(r(t_0^{1/2}, \chi) - r(0, \chi)) & \text{if } t < t_0, \\ r(t^{1/2}, \chi) & \text{otherwise.} \end{cases}$$

Here t_0 solves $r(t^{1/2}, \chi) - t \frac{\partial}{\partial t} r_0(t^{1/2}, \chi) = r(0, \chi)$. The solution is unique if $\chi \geq \sqrt{3}$; if $\chi < \sqrt{3}$, put $t_0 = 0$.

taken over possible empirical distributions for $\theta_1, \dots, \theta_n$ satisfying the moment constraint. Since this supremum is necessarily smaller than $\rho(\sigma^2/\mu_2, \chi)$, it follows that the average coverage is at least $1 - \alpha$.⁴

The usual CIs $Y_i \pm z_{1-\alpha/2}\sigma$ also of course achieve average coverage $1 - \alpha$. The robust EBCI in Eq. (5) will however be shorter, especially when μ_2 is small relative to σ^2 —see Figure 4 below: by weakening the requirement that each CI covers the true parameter $1 - \alpha$ percent of the time to the requirement that the coverage is $1 - \alpha$ on average across the CIs, we can substantially shorten the CI length. It may seem surprising at first that we can achieve this by centering the CI at the shrinkage estimates $w_{EB}Y_i$. The intuition for this is that the shrinkage reduces the variability of the estimates. This comes at the expense of introducing bias in the estimates. However, we can on average control the resulting coverage loss by using the larger critical value $cva_\alpha(\sigma^2/\mu_2)$. Because under the average coverage criterion we only need to control the bias *on average* across i , rather than for each individual θ_i , this increase in the critical value is smaller than the reduction in the standard error.

Remark 2.1 (Interpretation of average coverage). While the average coverage criterion is weaker than the classical requirement of guaranteed coverage for each parameter, we believe it is useful, particularly in the EB context, for three reasons. First, the EB *point estimator* achieves lower MSE on average across units at the expense of potentially worse performance for some individual units (see, for example, [Efron, 2012](#), Chapter 1). Thus, researchers who use EB estimators instead of the unshrunk Y_i 's prioritize favorable group performance over protecting individual performance. It is natural to resolve the trade-off in the same way when it comes to uncertainty assessments. Our average coverage intervals do exactly this: they guarantee coverage and achieve short length on average across units at the expense of giving up on a coverage guarantee for every individual unit. From a decision theoretic standpoint, these trade-offs can be formalized using statements about risk improvement under compound loss (see Remark 4.2 below).

Second, one motivation for the usual notion of coverage is that if one constructs many CIs, and there is not too much dependence between the data used to construct each interval, then by the law of large numbers, at least a $1 - \alpha$ fraction of them will contain the corresponding parameter. As we discuss further in Remark 4.1, average coverage intervals also have this interpretation.

Finally, under the classical requirement of guaranteed coverage for each θ_i , it is not possible to substantively improve upon the usual CI centered at the unshrunk estimate Y_i ,

⁴This link between average risk of separable decision rules (here coverage of CIs, each of which depends only on Y_i) when the parameters $\theta_1, \dots, \theta_n$ are treated as fixed and the risk of a single decision rule when these parameters are i.i.d. is a special case of what [Jiang and Zhang \(2009\)](#) call the fundamental theorem of compound decisions, which goes back to [Robbins \(1951\)](#).

regardless of how one forms the CI.⁵ It is only by relaxing the coverage requirement that we can circumvent these impossibility results and obtain intervals that reflect the efficiency improvement from empirical Bayes.

3 Practical implementation

We now describe how to compute a robust EBCI that allows for heteroskedasticity, shrinks towards more general regression estimates rather than towards zero, and exploits higher moments of the bias to yield a narrower interval. In Section 3.1, we describe the empirical Bayes model that motivates our baseline approach. Section 3.2 describes the practical implementation of our baseline approach.

3.1 Model and robust EBCI

In applied settings, the standard errors for the unshrunk estimates Y_i will typically be heteroskedastic. Furthermore, rather than shrinking towards zero, it is common to shrink toward an estimate of θ_i based on some covariates X_i , such as a regression estimate $X_i'\hat{\delta}$. We now describe how to adapt the ideas in Section 2 to such settings.

Consider the model

$$Y_i \mid \theta_i, X_i, \sigma_i \sim N(\theta_i, \sigma_i^2). \tag{7}$$

The covariate vector X_i may contain just the intercept, and it may also contain (functions of) σ_i . Y_i will typically be some preliminary unrestricted estimate of θ_i that is only *approximately* normal in large samples by the central limit theorem (CLT), a feature that we will explicitly take into account in the theory in Appendix C. To construct an EB estimator of θ_i , consider the working assumption that the sampling distribution of the θ_i 's is conditionally normal:

$$\theta_i \mid X_i, \sigma_i \sim N(\mu_{1,i}, \mu_2), \quad \text{where } \mu_{1,i} = X_i'\delta. \tag{8}$$

The hierarchical model (7)–(8) leads to the Bayes estimate $\hat{\theta}_i = \mu_{1,i} + w_{EB,i}(Y_i - \mu_{1,i})$, where $w_{EB,i} = \frac{\mu_2}{\mu_2 + \sigma_i^2}$. This estimate shrinks the unrestricted estimate Y_i of θ_i toward $\mu_{1,i} = X_i'\delta$. Although convenient, the normality assumption (8) typically cannot be justified simply by appealing to the CLT, and the linearity of the conditional mean $\mu_{1,i} = X_i'\delta$ may also be suspect. Our robust EBCI will therefore be constructed so that it achieves valid EB coverage

⁵In particular, it follows from the results in Pratt (1961) that for CIs with nominal coverage 95%, one cannot achieve expected length improvements greater than 15% relative to the usual unshrunk CIs, even if one happens to optimize length for the true parameter vector $(\theta_1, \dots, \theta_n)$. See, for example, Corollary 3.3 in Armstrong and Kolesár (2018) and the discussion following it.

even if assumption (8) fails. To obtain a narrow robust EBCI, we augment the second moment restriction used to compute the critical value in Eq. (4) with restrictions on higher moments of the bias of $\hat{\theta}_i$. In our baseline specification, we add a restriction on the fourth moment.

In particular, we replace assumption (8) with the much weaker requirement that the conditional second moment and kurtosis of $\varepsilon_i = \theta_i - X_i'\delta$ do not depend on (X_i, σ_i) :

$$E[(\theta_i - X_i'\delta)^2 | X_i, \sigma_i] = \mu_2, \quad E[(\theta_i - X_i'\delta)^4 | X_i, \sigma_i]/\mu_2^2 = \kappa, \quad (9)$$

where δ is defined as the probability limit of the regression estimate $\hat{\delta}$.⁶ We discuss this requirement further in Remark 3.2 below, and we relax it in Remarks 3.7 and 3.8 below.

We now apply analysis analogous to that in Section 2. Let us suppose for simplicity that δ , μ_2 , and κ are known; we discuss practical implementation in Section 3.2 below. Denote the conditional bias of $\hat{\theta}_i$ normalized by the standard error by $b_i = (1 - w_{EB,i})\varepsilon_i/(w_{EB,i}\sigma_i) = (1/w_{EB,i} - 1)\varepsilon_i/\sigma_i$. Under repeated sampling of θ_i , the non-coverage of the CI $\hat{\theta}_i \pm \chi w_{EB,i}\sigma$, conditional on (X_i, σ_i) , depends on the distribution of the normalized bias b_i , as in Section 2. Given the known moments μ_2 and κ , the *maximal* non-coverage is given by

$$\rho(m_{2,i}, \kappa, \chi) = \sup_F E_F[r(b, \chi)] \quad \text{s.t.} \quad E_F[b^2] = m_{2,i}, \quad E_F[b^4] = \kappa m_{2,i}^2, \quad (10)$$

where b is distributed according to the distribution F . Here $m_{2,i} = E[b_i^2 | X_i, \sigma_i] = (1 - 1/w_{EB,i})^2 \mu_2/\sigma_i^2 = \sigma_i^2/\mu_2$. Observe that the kurtosis of b_i matches that of ε_i . Appendix B shows that the infinite-dimensional linear program (10) can be reduced to two nested *univariate* optimizations. We also show that the least favorable distribution—the distribution F maximizing (10)—is a discrete distribution with up to 4 support points (see Remark B.1).

Define the critical value $\text{cva}_\alpha(m_{2,i}, \kappa) = \rho^{-1}(m_{2,i}, \kappa, \alpha)$, where the inverse is in the last argument. Figure 1 plots this function for $\alpha = 0.05$ and selected values of κ . This leads to the robust EBCI

$$\hat{\theta}_i \pm \text{cva}_\alpha(m_{2,i}, \kappa) w_{EB,i} \sigma_i. \quad (11)$$

By construction, this CI has coverage at least $1 - \alpha$ under repeated sampling of (Y_i, θ_i) , conditional on (X_i, σ_i) , so long as Eq. (9) holds; it is not required that the conditional distribution of θ_i be normal with a linear conditional mean.

⁶Our framework can be modified to let (X_i, σ_i) be fixed, in which case δ depends on n . See the discussion following Theorem 4.1 below.

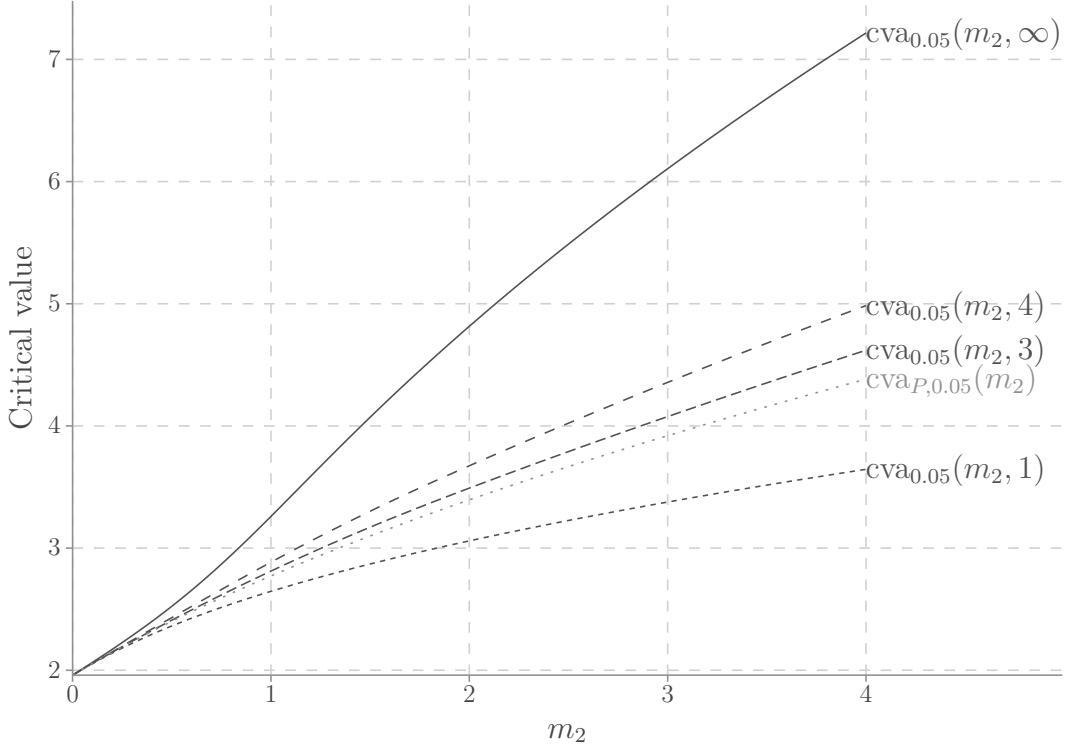


Figure 1: Function $\text{cva}_\alpha(m_2, \kappa)$ for $\alpha = 0.05$ and selected values of κ . The function $\text{cva}_\alpha(m_2)$, defined in Section 2, that only imposes a constraint on the second moment, corresponds to $\text{cva}_\alpha(m_2, \infty)$. The function $\text{cva}_{P,\alpha}(m_2) = z_{1-\alpha/2}\sqrt{1+m_2}$ corresponds to the critical value under the assumption that θ_i is normally distributed.

3.2 Baseline implementation

Our baseline implementation of the robust EBCI plugs in consistent estimates of the unknown quantities in Eq. (11):

1. Let Y_i be an estimate of θ_i with standard error $\hat{\sigma}_i$, and let X_i be covariates that are thought to help predict θ_i .
2. Regress Y_i on X_i to obtain the fitted values $X_i'\hat{\delta}$, with $\hat{\delta} = (\sum_{i=1}^n \omega_i X_i X_i')^{-1} \sum_{i=1}^n \omega_i X_i Y_i$ denoting the weighted least squares (WLS) estimate with precision weights ω_i (we use $\omega_i = \hat{\sigma}_i^{-2}$, or the ordinary least squares (OLS) weights $\omega_i = 1/n$ in our empirical applications; see Appendix A.2 for further discussion). Denote the residuals from this regression by $\hat{\varepsilon}_i = Y_i - X_i'\hat{\delta}$. Let $\hat{\mu}_2 = \max \left\{ \frac{\sum_{i=1}^n \omega_i (\hat{\varepsilon}_i^2 - \hat{\sigma}_i^2)}{\sum_{i=1}^n \omega_i}, \frac{2 \sum_{i=1}^n \omega_i^2 \hat{\sigma}_i^4}{\sum_{i=1}^n \omega_i \cdot \sum_{i=1}^n \omega_i \hat{\sigma}_i^2} \right\}$, and $\hat{\kappa} = \max \left\{ \frac{\sum_{i=1}^n \omega_i (\hat{\varepsilon}_i^4 - 6\hat{\sigma}_i^2 \hat{\varepsilon}_i^2 + 3\hat{\sigma}_i^4)}{\hat{\mu}_2^2 \sum_{i=1}^n \omega_i}, 1 + \frac{32 \sum_{i=1}^n \omega_i^2 \hat{\sigma}_i^8}{\hat{\mu}_2^2 \sum_{i=1}^n \omega_i \cdot \sum_{i=1}^n \omega_i \hat{\sigma}_i^4} \right\}$.

3. Form the EB estimate

$$\hat{\theta}_i = X_i' \hat{\delta} + \hat{w}_{EB,i} (Y_i - X_i' \hat{\delta}), \quad \text{where} \quad \hat{w}_{EB,i} = \frac{\hat{\mu}_2}{\hat{\mu}_2 + \hat{\sigma}_i^2}.$$

4. Compute the critical value $\text{cva}_\alpha(\hat{\sigma}_i^2/\hat{\mu}_2, \hat{\kappa})$ defined in (10).

5. Report the robust EBCI

$$\hat{\theta}_i \pm \text{cva}_\alpha(\hat{\sigma}_i^2/\hat{\mu}_2, \hat{\kappa}) \hat{w}_{EB,i} \hat{\sigma}_i. \quad (12)$$

We provide a fast and stable software package that automates all these steps.⁷ We discuss the assumptions needed for validity of the robust EBCI in Remarks 3.2, 3.4 and 3.7 below.

Remark 3.1 (Rule of thumb for when to use parametric EBCI). If we take the normality assumption (8) seriously, we may use the parametric EBCI

$$\hat{\theta}_i \pm z_{1-\alpha/2} \hat{w}_{EB,i}^{1/2} \hat{\sigma}_i, \quad (13)$$

which is an EB version of a Bayesian credible interval that treats (8) as a prior. We show in Section 4.3 that for significance levels $\alpha = 0.05$ or 0.10 , if we drop the normality assumption (8), then the parametric EBCI has a maximum coverage distortion of at most 5 percentage points, provided that the shrinkage factor satisfies $\hat{w}_{EB,i} \geq 0.3$. Hence, if moderate coverage distortions can be tolerated, a simple rule of thumb is that one may report the parametric EBCI unless $\hat{w}_{EB,i}$ falls below this threshold. Importantly, however, Section 4.2 below will show that the robust EBCI (11) is almost as narrow as the parametric EBCI if the normality assumption (8) in fact holds, so little is lost by always reporting the robust EBCI.

Remark 3.2 (Conditional EB coverage and moment independence). A potential concern about the EB coverage criterion in a heteroskedastic setting is that in order to reduce the length of the CI on average, one could overcover parameters θ_i with small σ_i and give up entirely on covering parameters θ_i for which the standard error σ_i is large. Our robust EBCI avoids these issues by requiring EB coverage to hold conditional on (X_i, σ_i) . This also prevents similar conditional coverage issues arising depending on the value of X_i .

The key to ensuring this property is assumption (9) that the conditional second moment and kurtosis of $\varepsilon_i = \theta_i - X_i' \delta$ doesn't depend on (X_i, σ_i) . Conditional moment independence assumptions of this form are common in the literature. For instance, it is imposed in the analysis of neighborhood effects in Chetty and Hendren (2018) (their approach requires

⁷Matlab and R packages are available at <https://github.com/kolesarm/ebci>

independence of the second moment), which is the basis for our empirical application in Section 6.1. Nonetheless, such conditions may be strong in some settings, as argued by Xie et al. (2012) in the context of EB point estimation. As discussed in Remark 3.7 below, the condition (9) can be avoided entirely by replacing $\hat{\mu}_2$ and $\hat{\kappa}$ with nonparametric estimates of these conditional moments, or relaxed using a flexible parametric specification.

Remark 3.3 (Average coverage and non-independent sampling). We show in Section 4 that the robust EBCI satisfies an average coverage criterion of the form (6) when the parameters $\theta = (\theta_1, \dots, \theta_n)$ are considered fixed, in addition to achieving valid EB coverage when the θ_i 's are viewed as random draws from some underlying distribution. To guarantee average coverage, we do not need to assume that the Y_i 's and θ_i 's are drawn independently across i . This is because the average coverage criterion (6) only depends on the marginal distribution of (Y_i, θ_i) , not the joint distribution. We only require that the estimates $\hat{\mu}_2, \hat{\kappa}, \hat{\delta}, \hat{\sigma}_i$ are consistent for $\mu_2, \kappa, \delta, \sigma_i$, which is the case under many forms of weak dependence or clustering. Notice that our baseline implementation above does not require the researcher to take an explicit stand on the dependence of the data; for example, in the case of clustering, the researcher doesn't need to take an explicit stand on how the clusters are defined.

Remark 3.4 (Estimating moments of the distribution of θ_i). The estimators $\hat{\mu}_2$ and $\hat{\kappa}$ in step 2 of our baseline implementation above are based on the moment conditions $E[(Y_i - X_i'\delta)^2 - \sigma_i^2 | X_i, \sigma_i] = \mu_2$ and $E[(Y_i - X_i'\delta)^4 + 3\sigma_i^4 - 6\sigma_i^2(Y_i - X_i'\delta)^2 | X_i, \sigma_i] = \kappa\mu_2^2$, replacing population expectations by sample averages, with weights ω_i . In addition, to avoid small-sample coverage issues when μ_2 and κ are near their theoretical lower bounds of 0 and 1, respectively, these estimates incorporate truncation on $\hat{\mu}_2$ and $\hat{\kappa}$, motivated by an approximation to a Bayesian estimate with flat prior on μ_2 and κ as in Morris (1983a,b). We verify the small-sample coverage accuracy of the resulting EBCIs through extensive simulations in Section 4.4. Appendix A discusses the choice of the moment estimates, as well as other ways of performing truncation.

Remark 3.5 (Using higher moments and non-linear shrinkage). In addition to using the second and fourth moment of bias, one may augment (10) with restrictions on higher moments of the bias in order to further tighten the critical value. In Section 4.2, we show that using other moments in addition to the second and fourth moment does not substantially decrease the critical value in the case where θ_i is normally distributed. Thus, the CI in our baseline implementation is robust to failure of the normality assumption (8), while being near-optimal when this assumption does hold. This property is analogous to that of Eicker-Huber-White CIs for OLS estimators in linear regression: these CIs are optimal under normal homoskedastic regression errors, but remain valid when this assumption is dropped.

To achieve greater efficiency when the distribution of θ_i is non-normal, one could add other moment restrictions to the optimization problem (10). However, to obtain fully efficient EBCIs when the distribution of θ_i is not normal, one needs to consider estimators $\hat{\theta}_i$ that are nonlinear functions of Y_i . Since the distribution of θ_i under (3.1) is non-parametrically identified, such a construction is in principle possible. To keep the paper focused on the less ambitious objective of providing uncertainty assessments associated with linear shrinkage estimators, we leave this idea to future research.

Remark 3.6 (Length-optimal shrinkage). The shrinkage coefficient $w_{EB,i} = \mu_2/(\mu_2 + \sigma_i^2)$ is designed to optimize MSE of the point estimator $\hat{\theta}_i$. If an EBCI is directly of interest rather than a point estimate, it may be desirable to optimize shrinkage to minimize the length of the robust EBCI. The length of the EBCI based on the estimator $\mu_{1,i} + w_i(Y_i - \mu_{1,i})$ is $\text{cva}_\alpha((1 - 1/w_i)^2 \mu_2/\sigma_i^2, \kappa_i) w_i \sigma_i$. This expression can be numerically minimized as a function of w_i to find the EBCI length-optimal shrinkage $w_{opt,i} = w_{opt}(\mu_2/\sigma_i^2, \kappa, \alpha)$ given μ_2/σ_i^2 and κ . We show theoretically in Section 4.2 and empirically in Section 6 that the efficiency gains from using length-optimal shrinkage relative to MSE-optimal shrinkage are only substantial if the distribution of θ_i is not close to the normal distribution.

Remark 3.7 (Nonparametric moment estimates). If conditional EB coverage is desired, but the moment independence assumption (9) is implausible, it is straightforward in principle to allow the conditional moments of ε_i to depend nonparametrically on (X_i, σ_i) , and use kernel or series estimators $\hat{\mu}_{2i}$ and $\hat{\kappa}_i$ of $\mu_2(X_i, \sigma_i) = E[(Y_i - X_i'\delta)^2 | X_i, \sigma_i]$ and $\kappa(X_i, \sigma_i) = E[(Y_i - X_i'\delta)^4 | X_i, \sigma_i]/\mu_2(X_i, \sigma_i)^2$. If these estimates are consistent, and one replaces the critical value in Eq. (12) with $\text{cva}_\alpha((1/\hat{w}_{EB,i} - 1)^2 \hat{\mu}_{2i}/\hat{\sigma}_i^2, \hat{\kappa}_i)$, the resulting CI achieves valid EB coverage with assumption (9) dropped. Similarly, one can replace $X_i'\delta$ in the definition of $w_{EB,i}$ and ε_i with a non-parametric estimate of the conditional mean $E[Y_i | X_i, \sigma_i] = E[\theta_i | X_i, \sigma_i]$.

Remark 3.8 (t -statistic shrinkage). Another way to avoid the moment independence condition (9) is to base shrinkage on the t -statistics Y_i/σ_i . Since these have constant variance equal to 1 by construction, we can apply the baseline implementation above with $Y_i/\hat{\sigma}_i$ in place of Y_i and 1 in place of $\hat{\sigma}_i$. Then the homoskedastic analysis in Section 2 applies, leading to valid EBCIs without any assumptions about independence of the moments. We discuss this approach further in Supplemental Appendix D.1, and illustrate it in the empirical applications in Section 6. A disadvantage of this approach is that, while the resulting intervals satisfy the EB coverage property unconditionally, they do not satisfy the conditional coverage property discussed in Remark 3.2.

4 Main results

This section provides formal statements of the coverage properties of the CIs presented in Sections 2 and 3. Furthermore, we show that the CIs presented in Sections 2 and 3 are highly efficient when the mean parameters are in fact normally distributed. Next, we calculate the maximal coverage distortion of the parametric EBCI. Finally, we present a comprehensive simulation study of the finite-sample performance of the robust EBCI. Applied readers interested primarily in implementation issues may skip ahead to the empirical applications in Section 6.

4.1 Coverage under baseline implementation

In order to state the formal result, let us first carefully define the notions of coverage that we consider. Consider intervals CI_1, \dots, CI_n for elements of the parameter vector $\theta = (\theta_1, \dots, \theta_n)'$. We use the probability measure P to denote the joint distribution of θ and CI_1, \dots, CI_n . Following Morris (1983b, Eq. 3.6) and Carlin and Louis (2000, Chapter 3.5), we say that the interval CI_i is an (asymptotic) $1 - \alpha$ empirical Bayes confidence interval (EBCI) if

$$\liminf_{n \rightarrow \infty} P(\theta_i \in CI_i) \geq 1 - \alpha. \quad (14)$$

We say that the intervals CI_i are (asymptotic) $1 - \alpha$ average coverage intervals (ACIs) under the parameter sequence $\theta_1, \dots, \theta_n$ if

$$\liminf_{n \rightarrow \infty} \frac{1}{n} \sum_{i=1}^n P(\theta_i \in CI_i \mid \theta) \geq 1 - \alpha. \quad (15)$$

Note that the average coverage property (15) is a property of the distribution of the data conditional on the parameter θ and therefore does not require that we view the θ_i 's as random (as in a Bayesian or “random effects” analysis). We nonetheless maintain the conditioning notation $P(\cdot \mid \theta)$ when stating results on average coverage, in order to maintain consistent notation.

Under an exchangeability condition, the ACI property (15) implies the EBCI property (14). Suppose that the average coverage property (15) holds almost surely and that the marginal distribution of $\{\theta_i, CI_i\}_{i=1}^n$ is exchangeable in the sense that

$$P(\theta_i \in CI_i) = P(\theta_j \in CI_j) \quad \text{for all } i, j.$$

Then, the EBCI property (14) holds since, for all j ,

$$P(\theta_j \in CI_j) = \frac{1}{n} \sum_{i=1}^n P(\theta_i \in CI_i) \geq 1 - \alpha + o(1).$$

We now provide coverage results for the baseline implementation described in Section 3.2. To keep the statements in the main text as simple as possible, we (i) maintain the assumption that the unshrunk estimates Y_i follow an exact normal distribution conditional on the parameter θ_i , (ii) state the results only for the homoskedastic case where the variance σ_i of the unshrunk estimate Y_i does not vary across i , and (iii) we consider only unconditional coverage statements of the form (14) and (15). In Theorem C.2 in Appendix C, we allow the estimates Y_i to be only approximately normally distributed and allow σ_i to vary, and we formalize the statements about conditional coverage made in Remark 3.2. The following theorem is a special case of this result.

Theorem 4.1. *Suppose $Y_i \mid \theta \sim N(\theta_i, \sigma^2)$. Let $\mu_{j,n} = \frac{1}{n} \sum_{i=1}^n (\theta_i - X_i' \delta)^j$ and let $\kappa_n = \mu_{4,n} / \mu_{2,n}^2$. Let $\theta_1, \dots, \theta_n$ be a sequence such that $\mu_{2,n} \rightarrow \mu_2$ and $\mu_{4,n} / \mu_{2,n}^2 \rightarrow \kappa$ for some μ_2 and κ such that $(\mu_2, \kappa \mu_2^2)'$ is in the interior of the set of values of $E_F[(x^2, x^4)']$ with F ranging over all probability distributions. Suppose that, conditional on θ , $(\hat{\delta}, \hat{\sigma}, \hat{\mu}_2, \hat{\kappa})$ converges in probability to $(\delta, \sigma, \mu_2, \kappa)$. Then the CIs in Eq. (12) with $\hat{\sigma}_i = \hat{\sigma}$ satisfy the ACI property (15). Furthermore, if these conditions hold for θ in a probability one set, $\theta_1, \dots, \theta_n$ follow an exchangeable distribution and the estimators $\hat{\delta}$, $\hat{\sigma}$, $\hat{\mu}_2$ and $\hat{\kappa}$ are exchangeable functions of the data $(X_1', Y_1)', \dots, (X_n', Y_n)'$, then these CIs satisfy the EB coverage property (14).*

The requirement that the moments $(\mu_2, \kappa \mu_2^2)'$ be in the interior of the set of feasible moments is needed to avoid degenerate cases such as when $\mu_2 = 0$, in which case the EBCI shrinks each estimate all the way to $X_i' \hat{\delta}$. Note also that the theorem doesn't require that $\hat{\delta}$ be the OLS estimate in a regression of Y_i onto X_i , and that δ be the population analog; one can define δ in other ways, the theorem only requires that $\hat{\delta}$ be a consistent estimate of it. The definition of δ does, however, affect the plausibility of the moment independence assumption in Eq. (9) needed for conditional coverage results stated in Appendix C.

Remark 4.1. As shown in Appendix C, if CIs satisfy the average coverage condition (15) given $\theta_1, \dots, \theta_n$, they will typically also satisfy the stronger condition

$$\frac{1}{n} \sum_{i=1}^n \mathbb{I}\{\theta_i \in CI_i\} \geq 1 - \alpha + o_{P(\cdot|\theta)}(1), \quad (16)$$

where $o_{P(\cdot|\theta)}(1)$ denotes a sequence that converges in probability to zero conditional on θ (Eq. (16) implies Eq. (15) since the left-hand side is uniformly bounded). That is, at least

a fraction $1 - \alpha$ of the n CIs contain their respective true parameters, asymptotically. This is analogous to the result that for estimation, the difference between the squared error $\frac{1}{n} \sum_{i=1}^n (\hat{\theta}_i - \theta_i)^2$ and the MSE $\frac{1}{n} \sum_{i=1}^n E[(\hat{\theta}_i - \theta_i)^2 | \theta]$ typically converges to zero.

Remark 4.2. In the homoskedastic setting in Section 2, the CI asymptotically takes the form $\{\hat{\theta}_i \pm \zeta\}$ where $\hat{\theta}_i = w_{EB} Y_i$ and $\zeta = \chi w_{EB} \sigma$. Thus, Eq. (15) can be written as a bound on $\frac{1}{n} \sum_{i=1}^n P(|\hat{\theta}_i - \theta_i| > \zeta | \theta)$. This can be interpreted as the risk of the estimator $\hat{\theta}$ with compound loss defined using the 0-1 loss function $\ell(\theta_i, \hat{\theta}_i) = \mathbb{I}\{|\hat{\theta}_i - \theta_i| > \zeta\}$. The average coverage criterion states that the risk of the estimator $\hat{\theta}$ is bounded by α under this loss function. In the heteroskedastic setting in Section 3, a similar statement holds, but with ζ_i varying over i so that the loss function varies with i .

4.2 Relative efficiency

The robust EBCI in Eq. (11) is inefficient relative to the parametric EBCI $\hat{\theta}_i \pm z_{1-\alpha/2} \sigma_i \sqrt{w_{EB,i}}$ when in fact the normality assumption (8) holds. We now quantify this inefficiency and show, in particular, that the amount of inefficiency is small unless the signal-to-noise ratio μ_2/σ_i^2 is very small.

There are two reasons for the inefficiency relative to this normal benchmark. First, the robust EBCI only makes use of the second and fourth moment of the conditional distribution of $\theta_i - X_i' \delta$, rather than its full distribution. Second, if we only have knowledge of these two moments, it is no longer optimal to center the EBCI at the estimator $\hat{\theta}_i$: one may need to consider other, perhaps non-linear, shrinkage estimators.

We decompose the sources of inefficiency by studying the relative length of the robust EBCI relative to the EBCI that picks the amount of shrinkage optimally. For the latter, as discussed in Remark 3.6, we maintain assumption (9), and consider a more general class of estimators $\tilde{\theta}(w_i) = \mu_{1,i} + w_i(Y_i - \mu_{1,i})$: we impose the requirement that the shrinkage is linear for tractability, but allow the amount of shrinkage w_i to be optimally determined. The normalized bias is then given by $b_i = (1/w_i - 1)\varepsilon_i/\sigma_i$, which leads to the EBCI

$$\mu_{1,i} + w_i(Y_i - \mu_{1,i}) \pm \text{cva}_\alpha((1 - 1/w_i)^2 \mu_2/\sigma_i^2, \kappa) w_i \sigma_i.$$

The optimal amount of shrinkage w_i minimizes the half-length $\text{cva}_\alpha((1 - 1/w_i)^2 \mu_2/\sigma_i^2, \kappa) w_i \sigma_i$ of this EBCI. Denote the minimizer by $w_{opt}(\mu_2/\sigma_i^2, \kappa, \alpha)$. Like $w_{EB,i}$, the optimal shrinkage depends on μ_2 and σ_i^2 only through the signal-to-noise ratio μ_2/σ_i^2 . The resulting EBCI is optimal among all EBCIs based on linear estimators under (9), and we refer to it as the optimal robust EBCI.

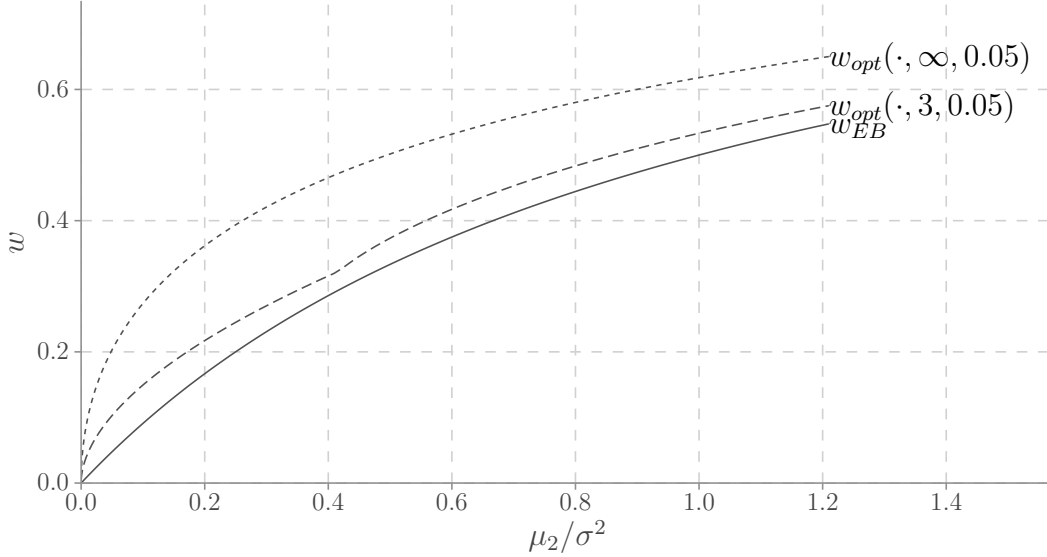


Figure 2: Optimal linear shrinkage $w_{opt}(\mu_2/\sigma^2, \kappa, \alpha)$, and EB shrinkage $w_{EB} = \mu_2/(\mu_2 + \sigma^2)$ plotted as a function of the signal-to-noise ratio μ_2/σ^2 and $\kappa \in \{3, \infty\}$. $\alpha = 0.05$.

Figure 2 plots the optimal shrinkage for $\kappa = \infty$ (which corresponds to not imposing any constraints on the fourth moment of ε_i), and $\kappa = 3$ (which is the case under the normal benchmark). It is clear from the figure that relative to the normal benchmark, it is optimal to employ less shrinkage.

Figure 3 plots the ratio of lengths of the optimal robust EBCI and robust EBCI relative to the parametric EBCI. The figure shows that for efficiency relative to the normal benchmark, for significance levels $\alpha = 0.1$ and $\alpha = 0.05$, it is relatively more important to impose the fourth moment constraint than to use the optimal amount of shrinkage (and only impose the second moment constraint). It also shows that the efficiency loss of the robust EBCI is modest unless the signal-to-noise ratio is very small: if $\mu_2/\sigma_i^2 \geq 0.1$, the efficiency loss is at most 12.3% for $\alpha = 0.05$, and 13.6% for $\alpha = 0.1$; up to half of the efficiency loss is due to not using the optimal shrinkage.

When the signal-to-noise ratio is very small, $\mu_2/\sigma_i^2 < 0.1$, the efficiency loss of the robust EBCI is higher (up to 39% for these significance levels). Using the optimal robust EBCI ensures that the efficiency loss is below 20%, irrespective of the signal-to-noise ratio. On the other hand, when the signal-to-noise ratio is small, any of these CIs will be significantly tighter than the unshrunk CI $Y_i \pm z_{1-\alpha/2}\sigma_i$. To illustrate this point, Figure 4 plots the efficiency of the robust EBCI that imposes the second moment constraint only relative to this unshrunk CI. It can be seen from the figure that shrinkage methods allow us to tighten the CI by 44% or more when $\mu_2/\sigma_i^2 \leq 0.1$.

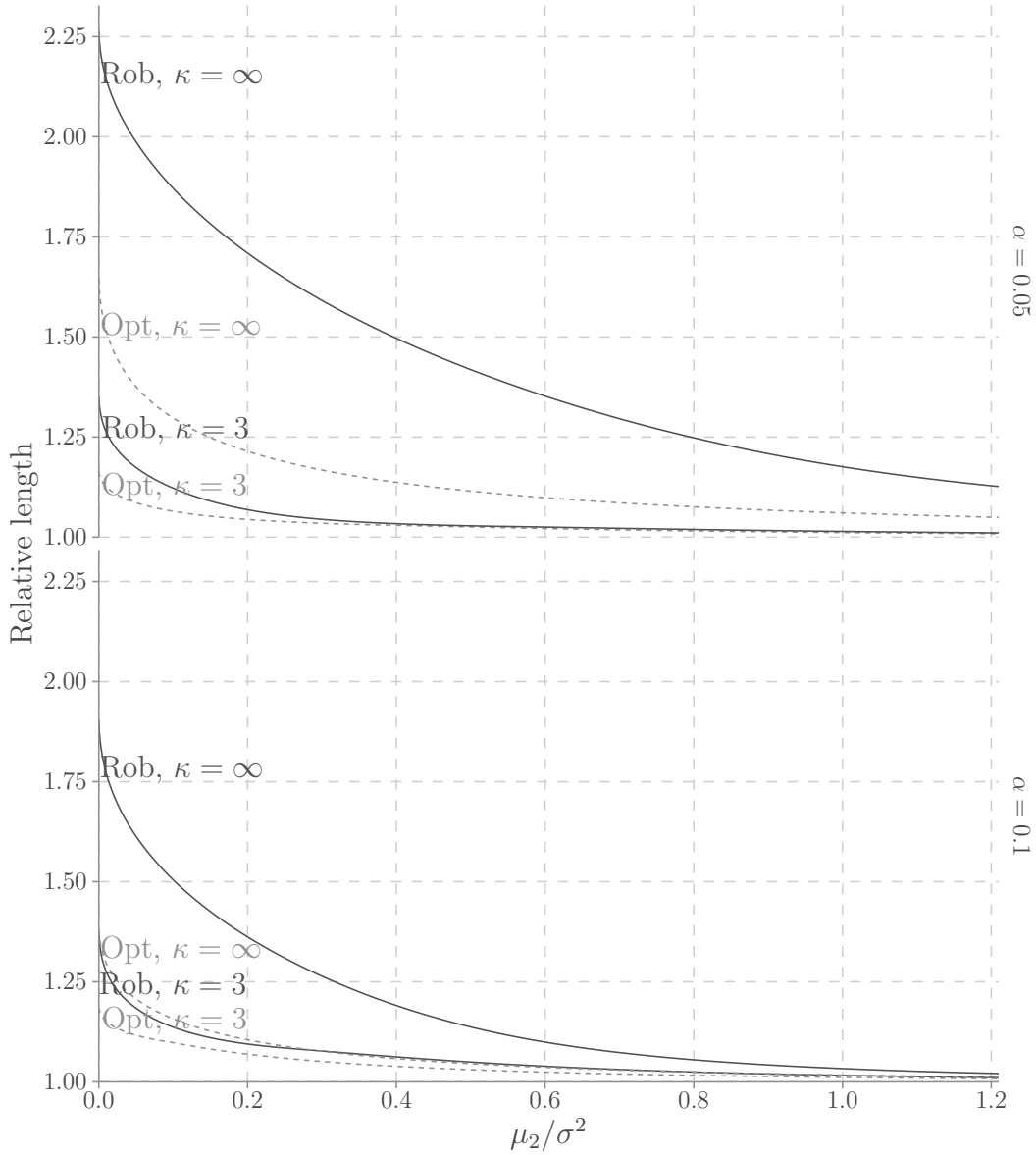


Figure 3: Relative efficiency of robust EBCI (Rob) and optimal robust EBCI (Opt) relative to the normal benchmark. The figures plot ratios of the length of the robust EBCI, $2 \operatorname{cva}_\alpha(\sigma^2/\mu_2, \kappa) \cdot \sigma \mu_2/(\mu_2 + \sigma^2)$, and the length of the optimal robust EBCI $2 \operatorname{cva}_\alpha((1 - 1/w_{opt}(\mu_2/\sigma^2, \kappa, \alpha))^2 \mu_2/\sigma^2, \kappa) \cdot \sigma w_{opt}(\mu_2/\sigma^2, \kappa, \alpha)$, relative to the parametric EBCI length $2z_{1-\alpha/2} \sqrt{\mu_2/(\mu_2 + \sigma^2)} \sigma$ as a function of the signal-to-noise ratio μ_2/σ^2 .

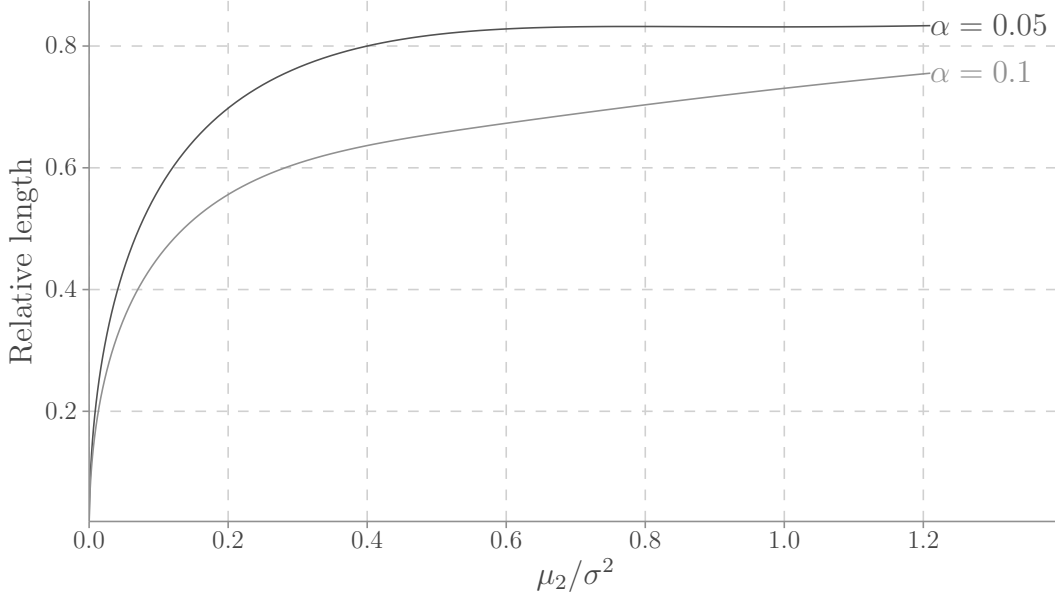


Figure 4: Relative efficiency of robust EBCI $\hat{\theta}_i \pm \text{cva}_\alpha(\sigma^2/\mu_2, \kappa = \infty) \cdot \sigma\mu_2/(\mu_2 + \sigma^2)$ relative to the unshrunk CI $Y_i \pm z_{1-\alpha/2}\sigma$. The figure plots the ratio of the length of the robust EBCI relative to the unshrunk CI as a function of the signal-to-noise ratio μ_2/σ^2 .

4.3 Undercoverage of parametric EBCI

The maximal non-coverage probability of the parametric EBCI (13), given knowledge of only the second moment μ_2 of $\varepsilon_i = Y_i - X_i'\delta$, is given by

$$\rho(\sigma_i^2/\mu_2, z_{1-\alpha/2}/\sqrt{w_{EB,i}}),$$

where $w_{EB,i} = \mu_2/(\mu_2 + \sigma_i^2)$. Here ρ is the non-coverage function defined in Eq. (4), and for simplicity we pretend that μ_2 and σ_i are known.

Figure 5 plots the maximal non-coverage probability as a function of $w_{EB} = (1 + \sigma_i^2/\mu_2)^{-1}$, for significance levels $\alpha = 0.05$ and $\alpha = 0.10$. If $w_{EB} \geq 0.3$, the maximal coverage distortion is less than 5 percentage points for these α . This justifies the “rule of thumb” proposed in Remark 3.1. The following lemma confirms that the maximal non-coverage is decreasing in w_{EB} , as suggested by the figure. Moreover, the lemma gives an expression for the maximal non-coverage across all values of w_{EB} (which is achieved in the limit $w_{EB} \rightarrow 0$).

Lemma 4.1. *Define, for any $z > 0$, the function $\tilde{\rho}: (0, 1] \rightarrow [0, 1]$ given by*

$$\tilde{\rho}(w) = \rho(1/w - 1, z/\sqrt{w}), \quad 0 < w \leq 1.$$

This function is weakly decreasing, and $\sup_{w \in (0,1]} \tilde{\rho}(w) = 1/\max\{z^2, 1\}$.

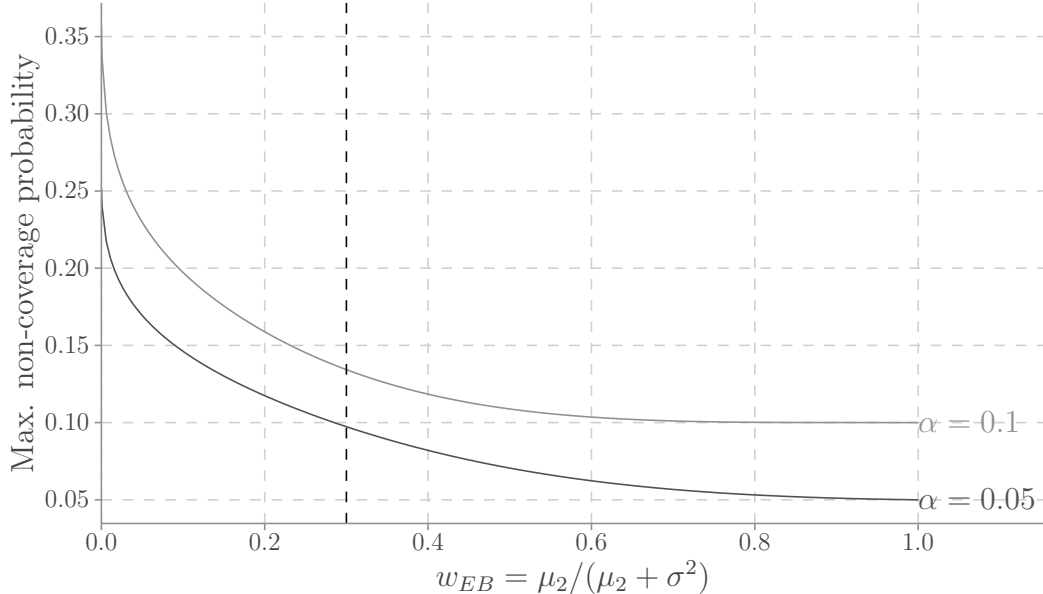


Figure 5: Maximal non-coverage probability of parametric EBCI, $\alpha \in \{0.05, 0.10\}$. The vertical line marks the “rule of thumb” value $w_{EB} = 0.3$, above which the maximal coverage distortion is less than 5 percentage points for these two values of α .

Thus, for any significance level $\alpha \leq 2\Phi(-1) \approx 0.317$, the maximal non-coverage probability of the parametric EBCI across all possible distributions of ε_i (with any second moment) is $1/z_{1-\alpha/2}^2$. This number equals 0.260 for $\alpha = 0.05$ and 0.370 for $\alpha = 0.10$. For $\alpha > 2\Phi(-1)$, the maximal non-coverage probability across all distributions is 1.

If we additionally impose knowledge of the kurtosis of ε_i , the maximal non-coverage of the parametric EBCI can be similarly computed using the function (10), as illustrated in the applications in Section 6.

4.4 Monte Carlo simulations

Here we show through simulations that the robust EBCI achieves accurate average coverage in finite samples.

We first consider homoskedastic designs $Y_i \stackrel{\text{indep}}{\sim} N(\theta_i, 1)$ with six different random effects distributions for θ_i (see Supplemental Appendix E.1 for detailed definitions): (i) normal (kurtosis $\kappa = 3$); (ii) scaled chi-squared with 1 degree of freedom ($\kappa = 15$); (iii) two-point distribution ($\kappa \approx 8.11$); (iv) three-point distribution ($\kappa = 2$); (v) the least favorable distribution for the robust EBCI that exploits only second moments (κ depends on μ_2 , see Appendix B); and (vi) the least favorable distribution for the parametric EBCI. We calibrate each design to match one of four signal-to-noise ratios $\mu_2 \in \{0.1, 0.5, 1, 2\}$. Thus, there

Table 1: Monte Carlo simulation results.

n	Robust, μ_2 only		Robust, μ_2 & κ		Parametric	
	Oracle	Baseline	Oracle	Baseline	Oracle	Baseline
Panel A: Average coverage (%), minimum across 24 DGPs						
100	95.0	93.8	94.6	93.4	86.9	78.8
200	95.0	92.8	94.8	92.8	86.2	81.2
500	95.0	94.7	94.9	94.4	85.6	85.5
1000	95.0	95.0	95.0	94.4	85.3	87.3
Panel B: Relative average length, average across 24 DGPs						
100	1.16	1.11	1.00	1.02	0.86	0.83
200	1.16	1.12	1.00	1.01	0.86	0.84
500	1.16	1.13	1.00	1.01	0.86	0.84
1000	1.16	1.14	1.00	1.01	0.86	0.85

Notes: Nominal average confidence level $1 - \alpha = 95\%$. Top row: type of EBCI procedure. “Oracle”: true μ_2 and κ (but not δ) known. “Baseline”: $\hat{\mu}_2$ and $\hat{\kappa}$ estimates as in Section 3.2. For each DGP, “average coverage” and “average length” refer to averages across observations $i = 1, \dots, n$ and across 5,000 Monte Carlo repetitions. Average CI length is measured relative to the oracle robust EBCI that exploits μ_2 and κ .

are a total of $6 \times 4 = 24$ data generating processes (DGPs). We shrink towards the grand mean ($X_i = 1$ for all i).

Table 1 shows the lowest of the average coverage rates and the average of the (relative) average lengths across the 24 DGPs. The results are broken down by sample size $n \in \{100, 200, 500, 1000\}$. The nominal confidence level is $1 - \alpha = 95\%$. Average length is measured relative to the “oracle” robust EBCI that assumes knowledge of the true moments μ_2 and κ . Regardless of whether we exploit only second moments or also fourth moments, the maximal coverage distortion of the baseline robust EBCI is below 2.2 percentage points for all n considered here, and below 0.6 percentage points when $n \geq 500$. Having to estimate μ_2 and κ does not substantially affect coverage or length.⁸ In contrast to the reliable coverage of the baseline robust EBCI, the performance of the parametric EBCI is sensitive to the moment estimates when n is small, and, in line with the theoretical predictions in Section 4.3, the oracle version can undercover by approximately 10 percentage points even when $n = 1000$.

⁸Since the grand mean $\delta = E[\theta_i]$ is estimated, the oracle robust EBCI is not guaranteed to yield correct average coverage in finite samples. In unreported results, we find that it is important when n is small to truncate the $\hat{\mu}_2$ and $\hat{\kappa}$ estimates from below as in our baseline implementation in Section 3.2, see Remark 3.4.

In Supplemental Appendix E.2 we show that the robust EBCI also has good coverage in a heteroskedastic design calibrated to the empirical application in Section 6.1 below.

5 Extensions: general shrinkage estimators

The ideas in Sections 2 and 3 go through for any shrinkage estimators $\hat{\theta}_i$ that follow an approximate normal distribution conditional on θ_i . For simplicity, we consider in the main text the case where this holds exactly:

$$\frac{\hat{\theta}_i - \theta_i}{se_i} \Big| \theta \sim N(b_i, 1), \quad (17)$$

where se_i is the standard error of the shrinkage estimator $\hat{\theta}_i$ and b_i is the normalized bias. We relax the normality assumption in Appendix C. In our baseline implementation for the EB setting, we used estimates of the second and fourth moments of the bias. More generally, letting $g : \mathbb{R} \rightarrow \mathbb{R}^p$ be some vector of moment functions, we can use estimates \hat{m} of the empirical moments $m_n = \frac{1}{n} \sum_{i=1}^n g(b_i)$ of the normalized bias. This leads to the critical value $cva_{\alpha,g}(m) = \inf\{\chi : \rho_g(m, \chi) \leq \alpha\}$ where

$$\rho_g(m, \chi) = \sup_F E_F[r(b, \chi)] \quad \text{s.t.} \quad E_F[g(b)] = m. \quad (18)$$

This leads to the interval $\hat{\theta}_i \pm cva_{\alpha,g}(\hat{m})se_i$. The program (18) is an infinite-dimensional linear programming problem. Even with several constraints, its solution can be computed to high degree of precision by discretizing the support of b and applying efficient finite-dimensional linear programming solution algorithms. See Appendix B for details.

More generally, we can condition the entire analysis on covariates (which could include se_i) when estimating the moments, as discussed in Remark 3.2, and we allow for this possibility in our general results in Appendix C. The following theorem is a special case of Theorem C.1 in Appendix C.

Theorem 5.1. *Suppose that (17) holds and that $m_n \rightarrow m$ and \hat{m} converges in probability to m conditional on θ , where m is in the interior of the set of values of $E_F[g(b)]$ with F ranging over all probability distributions. Suppose also that, for some j , $\lim_{b \rightarrow \infty} g_j(b) = \lim_{b \rightarrow -\infty} g_j(b) = \infty$ and $g_j(b) \geq 0$. Then the average coverage property (15) holds for the CIs $\hat{\theta}_i \pm cva_{\alpha,g}(\hat{m})se_i$ conditional on θ .*

The assumption that $\lim_{b \rightarrow \infty} g_j(b) = \lim_{b \rightarrow -\infty} g_j(b) = \infty$ and $g_j(b) \geq 0$ for some j is made so that the conditions on the empirical moments of the bias $\frac{1}{n} \sum_{i=1}^n g(b_i)$ place a

strong enough bound on the bias so that the critical value is finite.

The normality assumption (17) will hold exactly if $\hat{\theta}_i$ is a linear function of jointly normal observations W_1, \dots, W_N :

$$\hat{\theta}_i = \sum_{j=1}^N k_{ij} W_j \quad \text{for some deterministic weights } k_{ij}. \quad (19)$$

This holds for the shrinkage estimator $\hat{\theta}_i = w_{EB} Y_i$ when $Y_i \mid \theta_i \sim N(\theta_i, \sigma^2)$ as in Section 2. Series, kernel, or local polynomial estimators in a nonparametric regression with fixed covariates and normal errors also take this form.

If (19) holds but W_1, \dots, W_N does not follow a normal distribution, then the normality condition (17) will not hold exactly but will hold approximately so long as the weights k_{ij} satisfy a Lindeberg condition. A further complication is that the weights may depend on the data W_1, \dots, W_n through a preliminary estimate of a tuning parameter, as with the **James and Stein (1961)** estimate $\hat{w}_{EB} = (1 - (n-2)/\sum_{i=1}^n Y_i^2)$ of the mean squared error optimal weight w_{EB} described in Section 2. In Appendix C, we provide high level conditions that allow for such complications, and we verify them for the EB setting in Section 3.

More generally, our approach could be applied to other estimators that use shrinkage or regularization, so long as they can be expressed in the linear form (19) and so long as one can deal with the dependence of k_{ij} on any data-driven tuning parameters. For example, regression trees take the linear form (19) with k_{ij} depending on the choice of “leaves,” which are typically chosen using data-driven methods such as cross-validation. In the regression trees setting and other more complicated settings, it may be difficult to characterize how the linear weights k_{ij} depend on the data, and methods such as sample splitting may provide a promising approach.

A substantive restriction of the normality condition (17) (or versions of this condition that require only approximate normality) is that it rules out estimators where non-linearity plays an essential form in shrinkage, rather than just through tuning parameters. For example, our approach rules out nonlinear estimators in the EB setting of the form $\hat{\theta}_i = h(Y_i)$ for a nonlinear function $h(\cdot)$, such as the hard thresholding estimator $\hat{\theta}_i = Y_i I\{|Y_i| > \varrho\}$ for some threshold ϱ .

6 Empirical applications

We illustrate our methods through two empirical applications: estimating (i) the effects of neighborhoods on intergenerational mobility, and (ii) the extent of structural changes in a

large dynamic factor model (DFM) of the Eurozone economies.

6.1 Neighborhood effects

Our first application is based on the data and model in [Chetty and Hendren \(2018\)](#), who are interested in the effect of neighborhoods on intergenerational mobility. We adopt their main specification, which focuses on two definitions of a “neighborhood effect” θ_i . The first defines it as the effect of spending one additional year of childhood in commuting zone (CZ) i on children’s rank in the income distribution at age 26, for children with parents at the 25th percentile of the national income distribution. The second definition is analogous, but for children with parents at the 75th percentile. Using de-identified tax returns for all children born between 1980 and 1986 who move across CZs exactly once as children, [Chetty and Hendren \(2018\)](#) exploit variation in the age at which children move between CZs to obtain preliminary fixed effect estimates Y_i of θ_i .

Since these preliminary estimates are measured with noise, to predict θ_i , [Chetty and Hendren \(2018\)](#) shrink Y_i towards average outcomes of permanent residents of CZ i (children with parents at the same percentile of the income distribution who spent all of their childhood in the CZ). To give a sense of the accuracy of these forecasts, [Chetty and Hendren \(2018\)](#) report estimates of their unconditional MSE (i.e. treating θ_i as random), under the implicit assumption that the moment independence assumption in Eq. (9) holds. Here we complement their analysis by constructing robust EBCIs associated with these forecasts.

6.1.1 Framework

Our sample consists of 595 U.S. CZs, with population over 25,000 in the 2000 census, which is the set of CZs for which [Chetty and Hendren \(2018\)](#) report baseline fixed effect estimates Y_i of the effects θ_i . These baseline estimates are normalized so that their population-weighted mean is zero. Thus, we may interpret the effects θ_i as being relative to an “average” CZ. We follow the baseline implementation from Section 3.2 with standard errors $\hat{\sigma}_i$ reported by [Chetty and Hendren \(2018\)](#), and covariates X_i corresponding to a constant and the average outcomes for permanent residents. In line with the original analysis, we use precision weights $1/\hat{\sigma}_i^2$ when constructing the estimates $\hat{\delta}$, $\hat{\mu}_2$ and $\hat{\kappa}$ (see Remark 3.4). For comparison, we also report results based on shrinking the t -statistic (without weights), following Remark 3.8.

6.1.2 Results

Table 2 summarizes the main estimation and efficiency results. The shrinkage magnitude and relative efficiency results are similar for children with parents at the 25th and 75th

percentiles of the income distribution. In all four specifications reported in Table 2, the estimate of the kurtosis κ is large enough so that it doesn't affect the critical values or the form of the optimal shrinkage: specifications that only impose constraints on the second moment yield identical results.⁹ In line with this finding, Supplemental Appendix E.3 gives a plot of the t -statistics, showing that they exhibit a fat lower tail.

The baseline robust 90% EBCIs are 75.2–87.7% shorter than the usual unshrunk CIs $Y_i \pm z_{1-\alpha/2} \hat{\sigma}_i$. To interpret these gains in dollar terms, for children with parents at the 25th percentile of the income distribution, a percentile gain corresponds to an annual income gain of \$818 (Chetty and Hendren, 2018, p. 1183). Thus, the average half-length of the baseline robust EBCIs in column (1) implies CIs of the form $\pm \$160$ on average, while the unshrunk CIs are of the form $\pm \$643$ on average. These large gains are a consequence of a low ratio of signal-to-noise μ_2/σ_i^2 in this application. Consequently, in the specifications in columns (1) and (2), the shrinkage coefficient $w_{EB,i}$ falls below the threshold of 0.3 in our “rule of thumb” in Remark 3.1 for over 90% of the CIs. Because the shrinkage magnitude is so large on average, the tail behavior of the bias matters, and since the kurtosis estimates suggests these tails are fat, it is important to use the robust critical value: the parametric EBCI exhibits average potential size distortions of 12.7–17.8 percentage points. Table 2 also displays results for EBCIs that use t -statistic shrinkage and/or length-optimal shrinkage, but we do not comment on those results for brevity.

Figure 6 plots the unshrunk 90% CIs based on the preliminary estimates, as well as robust EBCIs based on EB estimates for New York for children with parents at the 25th percentile to illustrate this result. While the EBCIs for large CZs like New York City or Buffalo are similar to the unshrunk CIs, they are considerably tighter for smaller CZs like Plattsburgh or Watertown, with point estimates that shrink the preliminary estimates Y_i considerably toward the regression line $X_i' \hat{\delta}$. See Supplemental Appendix E.3 for an analogous plot for the 75th percentile.

In summary, using shrinkage allows us considerably tighten the CIs based on the preliminary estimates. This is true in spite of the fact that the CIs only effectively use second moment constraints—imposing constraints on the kurtosis does not affect the critical values.

6.2 Structural change in the Eurozone

Our second application constructs robust EBCIs for structural breaks in the factor loadings of a DFM. Specifically, we estimate a DFM on a large data set of several economic variables

⁹The truncation in the $\hat{\kappa}$ formula in our baseline algorithm in Section 3.2 binds in columns (1) and (2), although the non-truncated estimates 345.3 and 5024.9 are similarly large; using these non-truncated estimates yields identical results.

Table 2: Statistics for 90% EBCIs for neighborhood effects.

Percentile	Baseline		<i>t</i> -stat shrinkage	
	(1)	(2)	(3)	(4)
	25th	75th	25th	75th
Panel A: Summary statistics				
$\sqrt{\mu_2}$	0.079	0.044	0.377	0.395
κ	778.5	5948.6	27.2	71.4
$E[\mu_2/\sigma_i^2]$	0.142	0.040		
$\delta_{\text{intercept}}$	-1.441	-2.162	-4.060	-4.584
$\delta_{\text{perm. resident}}$	0.032	0.038	0.092	0.079
$E[w_{EB,i}]$	0.093	0.033	0.124	0.135
$E[w_{opt,i}]$	0.191	0.100	0.259	0.269
$E[\text{non-cov of parametric EBCI}_i]$	0.227	0.278	0.186	0.181
Panel B: $E[\text{half-length}_i]$				
Robust EBCI	0.195	0.122	0.398	0.517
Optimal robust EBCI	0.149	0.090	0.313	0.410
Parametric EBCI	0.123	0.070	0.277	0.365
Unshrunk CI	0.786	0.993	0.786	0.993
Panel C: Efficiency relative to robust EBCI				
Optimal robust EBCI	1.312	1.352	1.271	1.261
Parametric EBCI	1.582	1.731	1.437	1.417
Unshrunk CI	0.248	0.123	0.507	0.521

Notes: Columns (1) and (2) correspond to shrinking Y_i as in the baseline implementation. Columns (3) and (4) shrink the *t*-statistic $Y_i/\hat{\sigma}_i$, as in Remark 3.8. “ $E[\text{non-cov of parametric EBCI}_i]$ ”: average of maximal non-coverage probability of parametric EBCI, given the estimated moments. In the “baseline” case, $\hat{\delta}$ is computed by regressing Y_i onto a constant and outcomes for permanent residents, while in the “*t*-stat” case, the outcome in this regression is given by Y_i/σ . μ_2 and κ refer to moments of $\theta_i - X_i'\delta$ (“baseline”) or of $\theta_i/\sigma_i - X_i'\delta$ (“*t*-stat”).

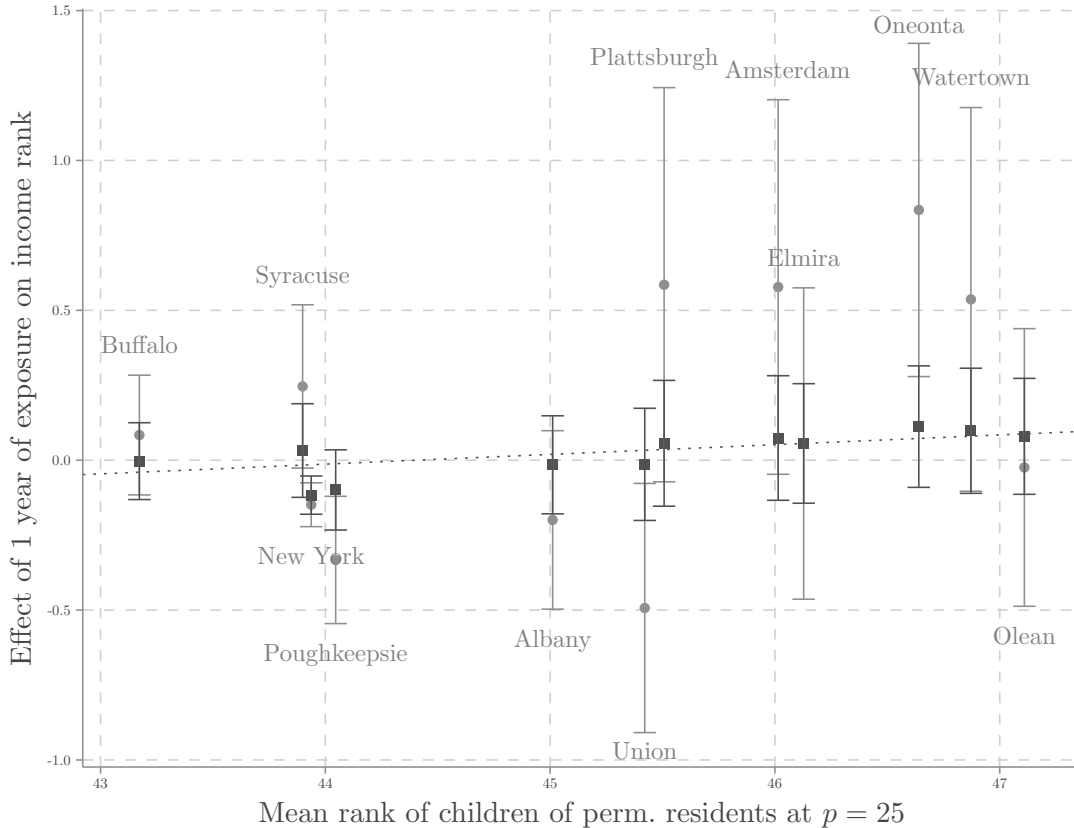


Figure 6: Neighborhood effects for New York and 90% robust EBCIs for children with parents at the $p = 25$ percentile of national income distribution, plotted against mean outcomes of permanent residents. Gray lines correspond to CIs based on unshrunk estimates represented by circles, and black lines correspond to robust EBCIs based on EB estimates represented by squares that shrink towards a dotted regression line based on permanent residents’ outcomes. Baseline implementation as in Section 3.2.

pertaining to each of the 19 current Eurozone countries. By estimating the model separately on the pre- and post-2009 samples and differencing, we are able to estimate the structural breaks, if any, in the loadings of each individual series on a common Eurozone-wide real activity factor. We then construct EB point estimates and robust EBCIs based on these initial break estimates. Our goal is to gauge whether the reduced-form pattern of intra-Eurozone co-movements changed substantially following the financial crisis of 2008–2009.

6.2.1 Data

We construct a quarterly data set of 13 economic variables for each of the 19 current Eurozone countries, spanning the years 1999–2018. The 13 variables fall into several categories, including familiar real business cycle variables, the current account, consumer confidence,

consumer and house prices, wages, asset prices, and credit aggregates. We supplement with aggregate data on oil prices (Brent), Eurozone short-term interest rates, and euro exchange rates versus each of five major currencies. The resulting data set features 221 time series, 8 of which are Eurozone-wide. There are at least 7 country-specific variables available for every Eurozone country. We transform all variables to stationarity following similar conventions as in the rich U.S. data set constructed by [Stock and Watson \(2016\)](#). A detailed data description is given in Supplemental Appendix E.4.

6.2.2 Framework

We assume that the $n = 221$ time series are driven by a small number of common factors as in a standard DFM ([Stock and Watson, 2016](#)). We allow for the possibility of a structural break in all parameters between 2008q4 and 2009q1. Let $\lambda_i^{(0)}, \lambda_i^{(1)} \in \mathbb{R}^r$ denote the pre- and post-2009 factor loadings of series i on the latent Eurozone-wide real activity factor (this factor is identified by assuming that this is the sole common factor that drives aggregate Eurozone GDP growth). The parameters of interest are the loading breaks $\theta_i = \lambda_i^{(1)} - \lambda_i^{(0)}$ for each of the time series $i = 1, \dots, n$. The preliminary unshrunk break estimates Y_i are computed by applying standard principal components methods separately on the 1999q1–2008q4 and 2009q1–2018q4 subsamples and taking differences. We standardize the data such that an estimated break magnitude of 0.5, say, means that the time series in question responds by 0.5 standard deviation units less to a one unit increase in the Eurozone-wide real activity factor in the post-2009 sample than in the pre-2009 sample. See Supplemental Appendix E.4 for details on the model, assumptions, and estimation procedure.

Due to the small sample size—10 years of quarterly data on each subsample—and because we are interested in inspecting the individual break magnitudes, we use EB methods to shrink the estimated breaks Y_i toward 0 (the economically relevant focal point of no breaks).

6.2.3 Results

Table 3 shows that, if we impose both 2nd and 4th moments, the robust 95% EBCIs only need to be very marginally wider than the parametric ones to ensure the desired average coverage. This is because the maximal coverage distortion of the parametric EBCI (averaged across series i) is at most 0.2 percentage points based on the estimated 2nd and 4th moments of the break distribution. This is also consistent with the “rule of thumb” mentioned in Remark 3.1, since the shrinkage factor w_{EB} exceeds 0.3. In fact, the estimated kurtosis κ of the loading break distribution is 2.994, consistent with normality. Imposing the second and fourth moments of the break magnitude distribution leads to a non-trivial 10.0% reduction

Table 3: Statistics for 95% EBCIs for structural breaks in the Eurozone DFM.

	Baseline		<i>t</i> -stat shrinkage	
	(1)	(2)	(3)	(4)
Moments used	μ_2	μ_2 & κ	μ_2	μ_2 & κ
Panel A: Summary statistics				
$\sqrt{\mu_2}$	0.291		1.640	
κ		2.994		3.479
$E[\mu_2/\sigma_i^2]$	2.727			
$E[w_{EB,i}]$	0.647		0.729	
$E[w_{opt,i}]$	0.721	0.664	0.776	0.743
$E[\text{non-cov of parametric EBCI}_i]$	0.062	0.052	0.056	0.051
Panel B: $E[\text{half-length}_i]$				
Robust EBCI	0.370	0.333	0.381	0.372
Optimal robust EBCI	0.344	0.333	0.377	0.371
Parametric EBCI	0.330		0.370	
Unshrunk CI	0.433		0.433	
Panel C: Efficiency relative to robust EBCI				
Optimal robust EBCI	1.075	1.001	1.011	1.001
Parametric EBCI	1.122	1.009	1.031	1.004
Unshrunk CI	0.855	0.768	0.880	0.858

Notes: Columns (1) and (2) correspond to shrinking Y_i as in the baseline implementation. Columns (3) and (4) shrink the *t*-statistic $Y_i/\hat{\sigma}_i$, as in Remark 3.8. Columns (1) and (3) impose only a constraint on the second moment of θ_i , while columns (2) and (4) also impose the fourth moment. “ $E[\text{non-cov of parametric EBCI}_i]$ ”: average of maximal non-coverage probability of parametric EBCI, given the estimated moments. μ_2 and κ refer to moments of θ_i (“baseline”) or of θ_i/σ_i (“*t*-stat”).

in the length of the robust EBCI, relative to only imposing the second moment.

The unshrunk confidence intervals are on average 30.1% longer than the baseline robust EBCIs that exploit fourth moments. For comparison, in addition to the baseline results, Table 3 also shows results for robust EBCIs that use t -statistic shrinkage and/or length-optimal shrinkage, but we do not comment on those results for brevity.

Figure 7 plots the shrinkage-estimated loading breaks and associated robust EBCIs. For clarity, we focus on three series: real GDP growth (GDP), changes in the 10-year government bond spread vis-à-vis the 3-month Eurozone interest rate (GOVBOND), and stock price index growth (STOCKP). Results for the remaining series are reported in a previous version of this paper (Armstrong et al., 2020). While only two countries (Luxembourg and Malta) experience significant breaks in their real GDP loadings, many countries experience breaks in the loadings on the two financial series. The government bond spread exhibits statistically significant breaks in 10 countries (in the sense that the EBCI excludes 0). Since all but one estimated break is negative, and the estimated pre-2009 loadings were negative in all countries, these spreads have become even more negatively related to the Eurozone-wide real activity factor following the financial crisis. Stock price indices exhibit significant breaks in 9 countries, but in this case the tendency has been for national indices to become less strongly (positively) correlated with Eurozone real activity. In unreported results, we find that CPI inflation has similarly become less positively correlated with Eurozone real activity. Moreover, some largest-in-magnitude *point estimates* of breaks occur for credit aggregates in periphery countries; yet, many of these breaks are imprecisely estimated according to the robust EBCI. As is the case for GDP growth, other traditional real business cycle indicators such as real consumption growth, capacity utilization, wage growth, and the unemployment rate do not undergo significant breaks in most countries.

We conclude that the financial crisis of 2008–2009 was associated with breaks in the relationship between several financial variables and the overall Eurozone real activity cycle. However, traditional real business cycle indicators by and large do not exhibit such breaks.

A Moment estimates

The EBCI in our baseline implementation has valid EB coverage asymptotically as $n \rightarrow \infty$, so long as the estimates $\hat{\mu}_2$ and $\hat{\kappa}$ are consistent. While the particular choice of the estimates $\hat{\mu}_2$ and $\hat{\kappa}$ does not affect the CI asymptotically, finite sample considerations can be important for small to moderate values of n . In particular, it is possible that unrestricted moment-based estimates of μ_2 and κ be below their theoretical lower bounds of 0 and 1, in which case it

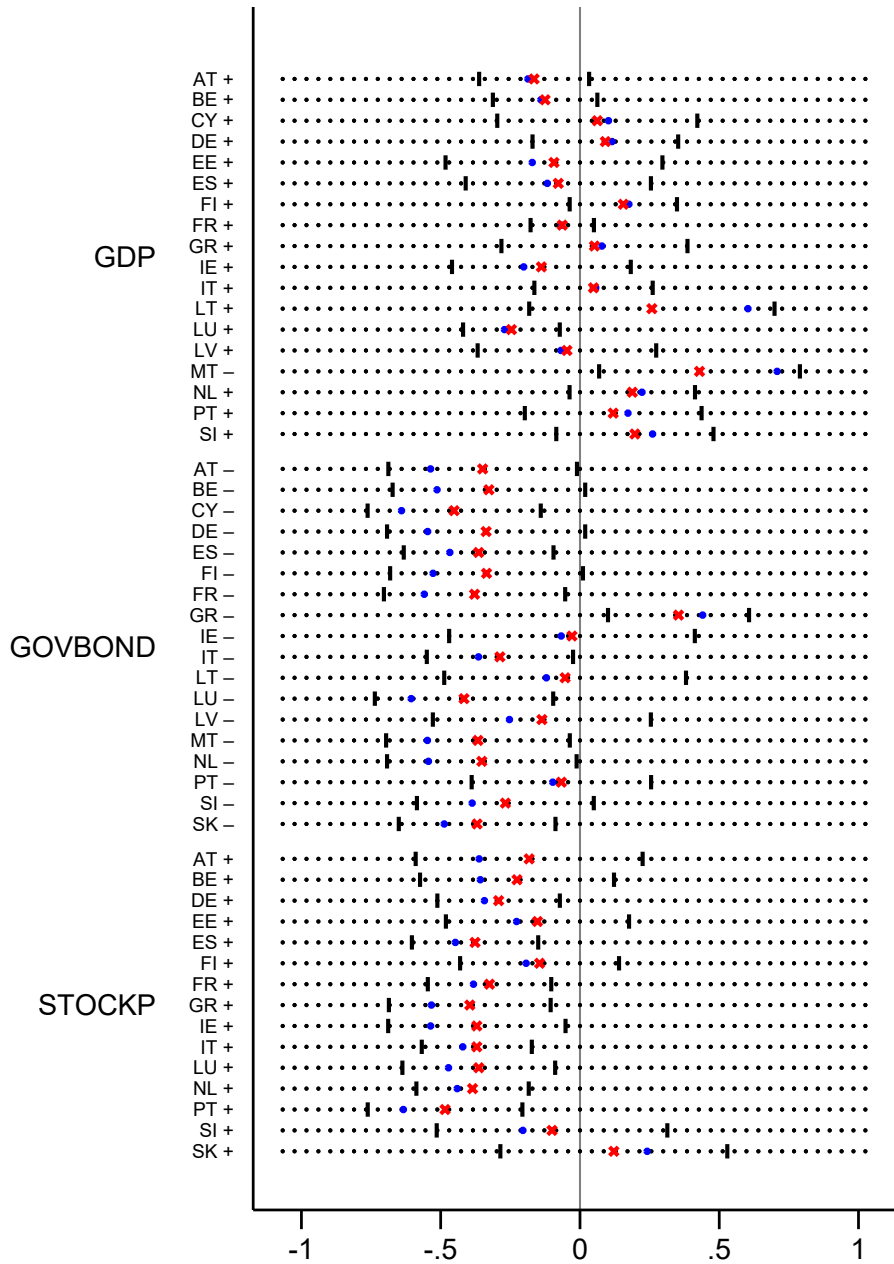


Figure 7: Shrinkage-estimated loading breaks (red crosses), corresponding 95% robust EBCIs (thick black vertical lines), and unshrunk loading break estimates (blue circles). Baseline shrinkage implementation as in Section 3.2. Large text labels indicate the series type, while small text labels indicate the country (country codes are defined in Supplemental Appendix E.4). The sign (+/-) next to the country indicates the sign of the estimated pre-break loading. Series: real GDP growth (GDP), changes in 10-year government bond spread vs. Eurozone 3-month rate (GOVBOND), stock price growth (STOCKP).

is not clear how to define the EBCI.¹⁰ To address this issue, in analogy to finite-sample corrections to parametric EBCIs proposed in Morris (1983a,b), Appendix A.1 derives two finite-sample corrections to the unrestricted estimates that approximate a Bayesian estimate under a flat hyperprior on (μ_2, κ) . We verify that these corrections give good coverage in an extensive set of Monte Carlo designs in Section 4.4. Second, the moment independence condition (9) allows for some choices in how μ_2 and κ are estimated, which we discuss in Appendix A.2.

A.1 Finite n Corrections

To derive our estimates of μ_2 and κ , we first consider unrestricted estimation under the moment independence conditions (9). For μ_2 , these conditions imply the moment condition $E[(Y_i - X_i'\delta)^2 - \sigma_i^2 \mid X_i, \sigma_i] = \mu_2$. Replacing $Y_i - X_i'\delta$ with the residual $\hat{\varepsilon}_i = Y_i - X_i'\hat{\delta}$ yields the estimate

$$\hat{\mu}_{2,\text{UC}} = \frac{\sum_{i=1}^n \omega_i W_{2i}}{\sum_{i=1}^n \omega_i}, \quad W_{2i} = \hat{\varepsilon}_i^2 - \hat{\sigma}_i^2, \quad (20)$$

for any weights $\omega_i = \omega_i(X_i, \hat{\sigma}_i)$. Here, UC stands for “unconstrained,” since the estimate $\hat{\mu}_{2,\text{UC}}$ can be negative. To incorporate the constraint $\mu_2 > 0$, we use an approximation to a Bayesian approach with a flat prior on the set $[0, \infty)$. A full Bayesian approach to estimating μ_2 would place a hyperprior on possible joint distributions of X_i, σ_i, θ_i , which could potentially lead to using complicated functions of the data to estimate μ_2 . For simplicity, we compute the posterior mean given $\hat{\mu}_{2,\text{UC}}$, and we use a normal approximation to the likelihood. Since the posterior distribution only uses knowledge of $\hat{\mu}_{2,\text{UC}}$, we refer to this as a flat prior limited information Bayes (FPLIB) approach.

To derive this formula, first note that, if \hat{m} is an estimate of a parameter m with $\hat{m} \mid m \sim N(m, V)$, then under a flat prior for m on $[0, \infty)$, the posterior mean of m is given by

$$b(\hat{m}, V) = \hat{m} + \sqrt{V} \phi(\hat{m}/\sqrt{V}) / \Phi(\hat{m}/\sqrt{V}),$$

where ϕ and Φ are the standard normal pdf and cdf respectively. Furthermore, if $\hat{m} = \sum_{i=1}^n \omega_i Z_i / \sum_{i=1}^n \omega_i$ where the Z_i 's are independent with mean m conditional on the weights

¹⁰Formally, our results are asymptotic and require $\mu_2 > 0$ and $\kappa > 1$, so that these issues do not occur when n is large enough. An alternative approach to the one we consider here would be to design intervals that are valid for fixed n , or valid asymptotically under drifting sequences of values of μ_2 that approach zero with n . Applying such an analysis to our EBCIs (and the parametric EBCIs of Morris 1983a,b) is an interesting topic that we leave for future research.

$\omega = (\omega_1, \dots, \omega_n)'$, then an unbiased estimate of the variance of \hat{m} given ω is given by

$$V(Z, \omega) = \frac{\sum_{i=1}^n \omega_i^2 (Z_i^2 - \hat{m}^2)}{(\sum_{i=1}^n \omega_i)^2 - \sum_{i=1}^n \omega_i^2}.$$

Conditioning on the X_i 's and σ_i 's (and ignoring sampling variation in $\hat{\delta}$ and the $\hat{\sigma}_i$'s), we can then apply this formula to $\hat{\mu}_{2,UC}$, with $Z_i = W_{2i}$, where W_{2i} is given in (20). This gives the FPLIB estimate for μ_2 :

$$\hat{\mu}_{2,FPLIB} = b(\hat{\mu}_{2,UC}, V(W_2, \omega)).$$

To derive the FPLIB estimate for κ , we begin with an unconstrained estimate of $\mu_4 = E[(\theta_i - X_i' \delta)^4]$. The moment independence condition (9) delivers the moment condition $\mu_4 = E[(Y_i - X_i' \delta)^4 + 3\sigma_i^4 - 6\sigma_i^2(Y_i - X_i' \delta)^2 \mid X_i, \sigma_i]$, which leads to the unconstrained estimate

$$\hat{\mu}_{4,UC} = \frac{\sum_{i=1}^n \omega_i W_{4i}}{\sum_{i=1}^n \omega_i}, \quad W_{4i} = \hat{\varepsilon}_i^4 - 6\hat{\sigma}_i^2 \hat{\varepsilon}_i^2 + 3\hat{\sigma}_i^4.$$

In order to avoid issues with small values of estimates of μ_2 in the denominator, we apply the FPLIB approach to an estimate of $\mu_4 - \mu_2^2$, using a flat prior on the parameter space $[0, \infty)$. Using the delta method leads to approximating the variance of $\hat{\mu}_{4,UC} - \hat{\mu}_{2,UC}^2$ with the variance of $\sum_{i=1}^n \omega_i (W_{4i} - 2\mu_2 W_{2i}) / \sum_{i=1}^n \omega_i$, so that the FPLIB estimate of $\mu_4 - \mu_2^2$ is $b(\hat{\mu}_{4,UC} - \hat{\mu}_{2,UC}^2, V(W_4 - 2\hat{\mu}_{2,FPLIB} W_2, \omega))$, and the FPLIB estimate of κ is

$$\hat{\kappa}_{FPLIB} = 1 + \frac{b(\hat{\mu}_{4,UC} - \hat{\mu}_{2,UC}^2, V(W_4 - 2\hat{\mu}_{2,FPLIB} W_2, \omega))}{\hat{\mu}_{2,FPLIB}^2}.$$

As a further simplification, we derive approximations in which the posterior mean formula $b(\hat{m}, V)$ is replaced by a simple truncation formula. We refer to this approach as posterior mean trimming (PMT). In particular, suppose we apply the formula $b(\hat{m}, V)$ to an estimator \hat{m} such that $\hat{m} \geq m_0$ and $V \geq V_0$ by construction, where $m_0 < 0$. Then the posterior mean satisfies $b(\hat{m}, V) \geq b(m_0, V_0)$ (Pinelis, 2002, Proposition 1.2). Thus, a simple approximation to the FPLIB estimator is to truncate \hat{m} from below at $b(m_0, V_0)$. To obtain an even simpler formula, we use the approximation $b(m_0, V_0) = -V_0/m_0 + O(V_0^{3/2})$ (Pinelis, 2002, Proposition 1.3), which holds as $V_0 \rightarrow 0$ (or, equivalently, as $n \rightarrow \infty$, provided the estimator \hat{m} is consistent). The variance of $\hat{\mu}_{2,UC}$ conditional on (X_i, σ_i) is bounded below by $2 \sum_{i=1}^n \omega_i^2 \sigma_i^4 / (\sum_{i=1}^n \omega_i)^2$, and $\hat{\mu}_{2,UC} \geq -\sum_{i=1}^n \omega_i \sigma_i^2 / \sum_{i=1}^n \omega_i$, so we can

use $V_0/m_0 = -\frac{2\sum_{i=1}^n \omega_i^2 \sigma_i^4}{\sum_{i=1}^n \omega_i \sigma_i^2 \cdot \sum_{i=1}^n \omega_i}$, which gives the PMT estimator

$$\hat{\mu}_{2,\text{PMT}} = \max \left\{ \hat{\mu}_{2,\text{UC}}, \frac{2\sum_{i=1}^n \omega_i^2 \sigma_i^4}{\sum_{i=1}^n \omega_i \sigma_i^2 \cdot \sum_{i=1}^n \omega_i} \right\}.$$

For κ , we simplify our approach to deriving a trimming rule by treating μ_2 as known, and considering the variance of the infeasible estimate $\hat{\kappa}_{\text{UC}}^* = \frac{\sum_{i=1}^n \omega_i (\hat{\epsilon}_i^4 - 6\hat{\sigma}_i^2 \mu_2 - 3\hat{\sigma}_i^4)}{\mu_2^2 \sum_{i=1}^n \omega_i}$. Using the above truncation formula for $\hat{\kappa}_{\text{UC}}^* - 1$ along with the fact that $\hat{\kappa}_{\text{UC}}^* \geq \frac{\sum_{i=1}^n \omega_i (-6\hat{\sigma}_i^2 \mu_2 - 3\hat{\sigma}_i^4)}{\mu_2^2 \sum_{i=1}^n \omega_i}$ and the lower bound $8\sum_i \omega_i^2 (2\mu_2^3 \sigma_i^2 + 21\mu_2^2 \sigma_i^4 + 48\mu_2 \sigma_i^6 + 12\sigma_i^8) / \mu_2^4 (\sum_i \omega_i)^2$ on the variance yields $V_0/m_0 = -\frac{8\sum_i \omega_i^2 (2\mu_2^3 \sigma_i^2 + 21\mu_2^2 \sigma_i^4 + 48\mu_2 \sigma_i^6 + 12\sigma_i^8)}{\mu_2^2 (\sum_i \omega_i) \sum_{i=1}^n \omega_i (\mu_2^2 + 6\hat{\sigma}_i^2 \mu_2 + 3\hat{\sigma}_i^4)}$. To simplify the trimming rule even further, we only use the leading term of V_0/m_0 as $\mu_2 \rightarrow 0$, $V_0/m_0 = -\frac{32\sum_i \omega_i^2 \sigma_i^8}{\mu_2^2 (\sum_i \omega_i) \sum_{i=1}^n \omega_i \hat{\sigma}_i^4} + o(1/\mu_2^2)$. Plugging in $\hat{\mu}_{2,\text{PMT}}$ in place of the unknown μ_2 then gives the PMT estimator

$$\hat{\kappa}_{\text{PMT}} = \max \left\{ \frac{\hat{\mu}_{4,\text{UC}}}{\hat{\mu}_{2,\text{PMT}}^2}, 1 + \frac{32\sum_{i=1}^n \omega_i^2 \sigma_i^8}{\hat{\mu}_{2,\text{PMT}}^2 \sum_{i=1}^n \omega_i \cdot \sum_{i=1}^n \omega_i \hat{\sigma}_i^4} \right\}.$$

The estimators in step 2 of our baseline implementation in Section 3.2 correspond to $\hat{\mu}_{2,\text{PMT}}$ and $\hat{\kappa}_{\text{PMT}}$, due to their slightly simpler form relative to estimators based on FPLIB. In unreported simulations based on the designs described in Section 4.4 and Supplemental Appendix E.2, we find that EBCIs based on FPLIB lead to even smaller finite-sample coverage distortions than those based on the baseline implementation that uses PMT, at the expense of slightly longer average length.

A.2 Choice of Weighting and Alternative Estimators

Under the moment independence assumption (9), the weights ω_i used to estimate μ_2 and κ can be any function of X_i, σ_i . Furthermore, while $\hat{\delta}$ can be essentially arbitrary as long as it converges in probability to some δ such that (9) holds, it will often be motivated by the conditional independence assumption $E[\theta_i - X_i' \delta \mid X_i, \sigma_i] = 0$, in which case one has the option to use the WLS estimate $\hat{\delta} = (\sum_{i=1}^n \omega_i X_i X_i')^{-1} \sum_{i=1}^n \omega_i X_i Y_i'$ where again ω_i can be any function of X_i, σ_i . In principle, the optimal choice of ω_i under these conditions will be different for each of these three estimates, and would require first stage estimates of certain moments. For simplicity, we focus on using the same weights ω_i for each of the estimates, and on simple weights that do not require first stage moment estimates. The weights $\omega_i = \sigma_i^{-2}$ are optimal for estimating δ in the special case where $\mu_2 = 0$, but are in general not optimal for estimating μ_2 or κ , or for other values of μ_2 . Alternatively, one can use unweighted estimates with $\omega_i = 1/n$.

If one has access to the original data used to compute the estimates Y_i , then other estimators may be available. For example, if the estimates can be written as sample means $Y_i = T^{-1} \sum_{t=1}^T W_{it}$, and W_{it} is independent across t conditional on θ_i , one can use the unbiased jackknife estimate $\frac{2}{nT(T-1)} \sum_{i=1}^n \sum_{t=2}^T \sum_{s=1}^{t-1} W_{it}W_{is}$ of μ_2 , and an analogous jackknife estimate for κ .

B Computational details

As in the main text, let $r(b, \chi) = \Phi(-\chi - b) + \Phi(-\chi + b)$. To simplify the statement of the results below, let $r_0(b, \chi) = r(\sqrt{b}, \chi)$.

The next proposition shows that, if only a second moment constraint is imposed, the maximal non-coverage probability $\rho(m_2, \chi)$, defined in Eq. (4), has a simple solution:

Proposition B.1. *The solution to the problem*

$$\rho(m_2, \chi) = \sup_F E_F[r(b, \chi)] \quad s.t. \quad E_F[b^2] = m_2 \quad (21)$$

is given by $\rho(m_2, \chi) = \sup_{u \geq m_2} \{(1 - m_2/u)r_0(0, \chi) + \frac{m_2}{u}r_0(u, \chi)\}$. Let $t_0 = 0$ if $\chi \leq \sqrt{3}$, and otherwise let $t_0 > 0$ denote the solution to $r_0(0, \chi) - r_0(u, \chi) + u \frac{\partial}{\partial u} r_0(u, \chi) = 0$. This solution is unique, and the optimal u satisfies $u = m_2$ for $m_2 > t_0$ and $u = t_0$ otherwise.

The proof of Proposition B.1 shows that $\rho(m_2, \chi)$ is given by the least concave majorant of the function r_0 . This majorant function can be computed via a univariate optimization problem given in the statement of Proposition B.1.

The next result shows that, if in addition to a second moment constraint, we impose a constraint on the kurtosis, the maximal non-coverage probability can be computed as a solution to two nested univariate optimizations:

Proposition B.2. *Suppose $\kappa > 1$ and $m_2 > 0$. Then the solution to the problem*

$$\rho(m_2, \kappa, \chi) = \sup_F E_F[r(b, \chi)] \quad s.t. \quad E_F[b^2] = m_2, \quad E_F[b^4] = \kappa m_2^2,$$

is given by $\rho(m_2, \kappa, \chi) = r_0(m_2, \chi)$ if $m_2 \geq t_0$, with t_0 defined in Proposition B.1. If $m_2 < t_0$, then the solution is given by

$$\inf_{0 < x_0 \leq t_0} \left\{ r_0(x_0, \chi) + (m_2 - x_0) \frac{\partial r_0(x_0, \chi)}{\partial x_0} + ((x_0 - m_2)^2 + (\kappa - 1)m_2^2) \sup_{0 \leq x \leq t_0} \delta(x; x_0) \right\}, \quad (22)$$

where $\delta(x; x_0) = \frac{r_0(x, \chi) - r_0(x_0, \chi) - (x - x_0) \frac{\partial r_0(x_0, \chi)}{\partial x_0}}{(x - x_0)^2}$ if $x \neq x_0$, and $\delta(x_0; x_0) = \lim_{x \rightarrow x_0} \delta(x; x_0) = \frac{1}{2} \frac{\partial^2}{\partial x_0^2} r_0(x_0, \chi)$.

If $m_2 \geq t_0$, then imposing a constraint on the kurtosis doesn't help to reduce the maximal non-coverage probability, and $\rho(m_2, \kappa, \chi) = \rho(m_2, \chi)$.

Remark B.1 (Least favorable distributions). It follows from the proof of these propositions that distributions maximizing Eq. (21)—the least favorable distributions for the normalized bias b —have two support points if $m_2 \geq t_0$, namely $-\sqrt{m_2}$ and $\sqrt{m_2}$. Since the rejection probability $r(b, \chi)$ depends on b only through its absolute value, the probabilities are not uniquely determined: any distribution with these two support points maximizes Eq. (21). If $m_2 < t_0$, there are three support points, $b = 0$, with probability $1 - m_2/t_0$ and $b = \pm\sqrt{t_0}$ with total probability m_2/t_0 (again, only the sum of the probabilities is uniquely determined). If the kurtosis constraint is also imposed, then there are four support points, $\pm\sqrt{x_0}$ and $\pm\sqrt{x}$, where x and x_0 optimize Eq. (22).

Remark B.2 (Certificate of optimality). Since the optimization problem is a linear program, we can computationally verify that this solution is correct using duality theory, and we do this in our software implementation. In particular, the solution in the statement of Proposition B.2 is based on the solution to the dual. By the duality theorem, the value of the dual is necessarily greater than the value of the primal. Therefore, if the implied least favorable distribution discussed in Remark B.1 satisfies the primal constraints on the moments of b , and the implied non-coverage rate equals $\rho(m_2, \kappa, \chi)$, it follows that the value of the primal equals the value of the dual and the solution is correct. Alternatively, we can solve the primal directly by discretizing the support of F on $[0, t_0]$ (in the proof of Proposition B.2, we show that the solution is supported on this interval) using K support points, for some large K . This turns the primal into a finite-dimensional linear program. Since discretizing the support can only lower the value of the primal, if the solution is numerically close to Eq. (22) (using some small numerical tolerance), it follows that this solution must be numerically close to correct.

Finally, the characterization of the solution to the general program in Eq. (18) depends on the form of the constraint function g . To solve the program numerically, one can discretize the support of F to turn the problem into a finite-dimensional linear program, which can be solved using a standard linear solver. In particular, we solve the problem

$$\rho_g(m, \chi) = \sup_{p_1, \dots, p_K} \sum_{k=1}^K p_k r(x_k, \chi) \quad \text{s.t.} \quad \sum_{k=1}^K p_k g(x_k) = m, \quad \sum_{k=1}^K p_k = 1, \quad p_k \geq 0.$$

Here x_1, \dots, x_K denote the support points of b , with p_k denoting the associated probabilities.

C Coverage results

This appendix provides coverage results that generalize Theorems 4.1 and 5.1. Appendix C.1 introduces the general setup. Appendix C.2 provides results for general shrinkage estimators, from which Theorem 5.1 follows. Appendix C.3 considers a generalization of our baseline specification in the EB setting, and states a generalization of Theorem 4.1.

C.1 General setup and notation

Let $\hat{\theta}_1, \dots, \hat{\theta}_n$ be estimates of parameters $\theta_1, \dots, \theta_n$, with standard errors se_1, \dots, se_n . The standard errors may be random variables that depend on the data. We are interested in coverage properties of the intervals

$$CI_i = \{\hat{\theta}_i \pm se_i \cdot \chi_i\}$$

for some χ_1, \dots, χ_n , which may be chosen based on the data. In some cases, we will condition on a variable \tilde{X}_i when defining EB coverage or average coverage. Let $\tilde{X}^{(n)} = (\tilde{X}_1, \dots, \tilde{X}_n)'$ and let $\chi^{(n)} = (\chi_1, \dots, \chi_n)'$.

As discussed in Section 4.1, the average coverage criterion does not require thinking of θ as random. To save on notation, we will state most of our average coverage results and conditions in terms of a general sequence of probability measures $\tilde{P} = \tilde{P}^{(n)}$ and triangular arrays θ and $\tilde{X}^{(n)}$. We will use $E_{\tilde{P}}$ to denote expectation under the measure \tilde{P} . We can then obtain EB coverage statements by considering a distribution P for the data and θ , $\tilde{X}^{(n)}$ and an additional variable ν such that these conditions hold for the measure $\tilde{P}(\cdot) = P(\cdot \mid \theta, \nu, \tilde{X}^{(n)})$ for $\theta, \nu, \tilde{X}^{(n)}$ in a probability one set. The variable ν is allowed to depend on n , and can include nuisance parameters as well as additional variables.

It will be useful to formulate a conditional version of the average coverage criterion (15), to complement the conditional version of EB coverage discussed in the main text. Due to discreteness of the empirical measure of the \tilde{X}_i 's, we consider coverage conditional on each set in some family \mathcal{A} of sets. To formalize this, let $\mathcal{I}_{\mathcal{X},n} = \{i \in \{1, \dots, n\} : \tilde{X}_i \in \mathcal{X}\}$, and let $N_{\mathcal{X},n} = \#\mathcal{I}_{\mathcal{X},n}$. The sample average non-coverage on the set \mathcal{X} is then given by

$$ANC_n(\chi^{(n)}; \mathcal{X}) = \frac{1}{N_{\mathcal{X},n}} \sum_{i \in \mathcal{I}_{\mathcal{X},n}} \mathbb{I}\{\theta_i \notin \{\hat{\theta}_i \pm se_i \cdot \chi_i\}\} = \frac{1}{N_{\mathcal{X},n}} \sum_{i \in \mathcal{I}_{\mathcal{X},n}} \mathbb{I}\{|Z_i| > \chi_i\},$$

where $Z_i = (\hat{\theta}_i - \theta_i)/se_i$. We consider the following notions of average coverage control, conditional on the set $\mathcal{X} \in \mathcal{A}$:

$$ANC_n(\chi; \mathcal{X}) \leq \alpha + o_{\tilde{P}}(1), \quad (23)$$

and

$$\limsup_n E_{\tilde{P}} [ANC_n(\chi; \mathcal{X})] = \limsup_n \frac{1}{N_{\mathcal{X},n}} \sum_{i \in \mathcal{I}_{\mathcal{X},n}} \tilde{P}(|Z_i| > \chi_i) \leq \alpha. \quad (24)$$

Note that (23) implies (24), since $ANC_n(\chi; \mathcal{X})$ is uniformly bounded. Furthermore, if we integrate with respect to some distribution on $\nu, \tilde{X}^{(n)}$ such that (24) holds with $\tilde{P}(\cdot) = P(\cdot | \theta, \nu, \tilde{X}^{(n)})$ almost surely, we get (again by uniform boundedness)

$$\limsup_n E [ANC_n(\chi; \mathcal{X}) | \theta] \leq \alpha,$$

which, in the case where \mathcal{X} contains all \tilde{X}_i 's with probability one, is condition (15) from the main text.

Now consider EB coverage, as defined in (14) in the main text, but conditioning on \tilde{X}_i . We consider EB coverage under a distribution P for the data, $\tilde{X}^{(n)}$, θ and ν , where ν includes additional nuisance parameters and covariates, and where the average coverage condition (24) holds with $P(\cdot | \theta, \nu, \tilde{X}^{(n)})$ playing the role of \tilde{P} with probability one. Consider the case where \tilde{X}_i is discretely distributed under P . Suppose that the exchangeability condition

$$P(\theta_i \in CI_i | \mathcal{I}_{\{\tilde{x}\},n}) = P(\theta_j \in CI_j | \mathcal{I}_{\{\tilde{x}\},n}) \text{ for all } i, j \in \mathcal{I}_{\{\tilde{x}\},n} \quad (25)$$

holds with probability one. Then, for each j ,

$$\begin{aligned} P(\theta_j \in CI_j | \tilde{X}_j = \tilde{x}) &= P(\theta_j \in CI_j | j \in \mathcal{I}_{\{\tilde{x}\},n}) = E [P(\theta_j \in CI_j | \mathcal{I}_{\{\tilde{x}\},n}) | j \in \mathcal{I}_{\{\tilde{x}\},n}] \\ &= E \left[\frac{1}{\mathcal{N}_{\{\tilde{x}\},n}} \sum_{i \in \mathcal{I}_{\{\tilde{x}\}}} P(\theta_i \in CI_i | \mathcal{I}_{\{\tilde{x}\}}) \Big| j \in \mathcal{I}_{\{\tilde{x}\},n} \right]. \end{aligned}$$

Plugging in $P(\cdot | \theta, \nu, \tilde{X}^{(n)})$ for \tilde{P} in the coverage condition (24), taking the expectation conditional on $\mathcal{I}_{\{\tilde{x}\},n}$ and using uniform boundedness, it follows that the lim inf of the term in the conditional expectation is no less than $1 - \alpha$. Then, by uniform boundedness of this term,

$$\liminf_{n \rightarrow \infty} P(\theta_j \in CI_j | \tilde{X}_j = \tilde{x}) \geq 1 - \alpha. \quad (26)$$

This is a conditional version of the EB coverage condition (14) from the main text.

C.2 Results for general shrinkage estimators

We assume that $Z_i = (\hat{\theta}_i - \theta_i)/\text{se}_i$ is approximately normal with variance one and mean b_i under the sequence of probability measures $\tilde{P} = \tilde{P}^{(n)}$. To formalize this, we consider a triangular array of distributions satisfying the following conditions.

Assumption C.1. For some random variables \tilde{b}_i and constants $b_{i,n}$, $Z_i - \tilde{b}_i$ satisfies

$$\lim_{n \rightarrow \infty} \max_{1 \leq i \leq n} \left| \tilde{P}(Z_i - \tilde{b}_i \leq t) - \Phi(t) \right| = 0$$

for all $t \in \mathbb{R}$ and, for all $\mathcal{X} \in \mathcal{A}$ and any $\varepsilon > 0$, $\frac{1}{N_{\mathcal{X},n}} \sum_{i \in \mathcal{I}_{\mathcal{X},n}} \tilde{P}(|\tilde{b}_i - b_{i,n}| \geq \varepsilon) \rightarrow 0$.

Note that, when applying the results with $\tilde{P}(\cdot)$ given by the sequence of measures $P(\cdot | \theta, \nu, \tilde{X}^{(n)})$, the constants $b_{i,n}$ will be allowed to depend on $\theta, \nu, \tilde{X}^{(n)}$.

Let $g: \mathbb{R} \rightarrow \mathbb{R}^p$ be a vector of moment functions. We consider critical values $\hat{\chi}^{(n)} = (\hat{\chi}_1, \dots, \hat{\chi}_n)$ based on an estimate of the conditional expectation of $g(b_{i,n})$ given \tilde{X}_i , where the expectation is taken with respect to the empirical distribution of $\tilde{X}_i, b_{i,n}$. Due to the discreteness of this measure, we consider the behavior of this estimate on average over sets $\mathcal{X} \in \mathcal{A}$. We assume that there exists a function $m: \mathcal{X} \rightarrow \mathbb{R}^p$ that plays the role of the conditional expectation of $g(b_{i,n})$ given \tilde{X}_i , along with estimates \hat{m}_i of $m(\tilde{X}_i)$, which satisfy the following assumptions.

Assumption C.2. For all $\mathcal{X} \in \mathcal{A}$, $N_{\mathcal{X},n} \rightarrow \infty$ and

$$\frac{1}{N_{\mathcal{X},n}} \sum_{i \in \mathcal{I}_{\mathcal{X},n}} g(b_{n,i}) - \frac{1}{N_{\mathcal{X},n}} \sum_{i \in \mathcal{I}_{\mathcal{X},n}} m(\tilde{X}_i) \rightarrow 0$$

and, for all $\varepsilon > 0$, $\frac{1}{N_{\mathcal{X},n}} \sum_{i \in \mathcal{I}_{\mathcal{X},n}} \tilde{P}(\|\hat{m}_i - m(\tilde{X}_i)\| \geq \varepsilon) \rightarrow 0$.

Assumption C.3. For every $\mathcal{X} \in \mathcal{A}$ and every $\varepsilon > 0$, there is a partition $\mathcal{X}_1, \dots, \mathcal{X}_J \in \mathcal{A}$ of \mathcal{X} and m_1, \dots, m_J such that, for each j and all $x \in \mathcal{X}_j$, $m(x) \in B_\varepsilon(m_j)$, where $B_\varepsilon(m) = \{\tilde{m} : \|\tilde{m} - m\| \leq \varepsilon\}$.

Assumption C.4. For some compact set M in the interior of the set of values of $\int g(b)dF(b)$ where F ranges over all probability measures on \mathbb{R} , we have $m(x) \in M$ for all x .

Let $\rho_g(m, \chi)$ and $\text{cva}_{\alpha,g}(m)$ be defined as in Section 5,

$$\text{cva}_{\alpha,g}(m) = \inf\{\chi : \rho_g(m, \chi) \leq \alpha\} \quad \text{where} \quad \rho_g(m, \chi) = \sup_F E_F[r(b, \chi)] \text{ s.t. } E_F[g(b)] = m.$$

Let $\hat{\chi}_i = \text{cva}_{\alpha,g}(\hat{m}_i)$. We will consider the average non-coverage $ANC_n(\hat{\chi}^{(n)}; \mathcal{X})$ of the collection of intervals $\{\hat{\theta}_i \pm \text{se}_i \cdot \hat{\chi}_i\}$.

Theorem C.1. *Suppose that Assumptions C.1, C.2, C.3 and C.4 hold, and that, for some j , $\lim_{b \rightarrow \infty} g_j(b) = \lim_{b \rightarrow -\infty} g_j(b) = \infty$ and $\inf_b g_j(b) \geq 0$. Then, for all $\mathcal{X} \in \mathcal{A}$,*

$$E_{\tilde{P}} \text{ANC}_n(\hat{\chi}^{(n)}; \mathcal{X}) \leq \alpha + o(1).$$

If, in addition, $Z_i - \tilde{b}_i$ is independent over i under \tilde{P} , then $\text{ANC}_n(\hat{\chi}^{(n)}; \mathcal{X}) \leq \alpha + o_{\tilde{P}}(1)$.

C.3 Empirical Bayes shrinkage toward regression estimate

We now apply the general results in Appendix C.2 to the EB setting. As in Section 3, we consider unshrunk estimates Y_1, \dots, Y_n of parameters $\theta = (\theta_1, \dots, \theta_n)'$, along with regressors $X^{(n)} = (X_1, \dots, X_n)$ and variables $\tilde{X}^{(n)} = (\tilde{X}_1, \dots, \tilde{X}_n)'$, which include σ_i and which play the role of the conditioning variables. (While Section 3 uses X_i, σ_i as the conditioning variable \tilde{X}_i , here we generalize the results by allowing the conditioning variables to differ from X_i .) The initial estimate Y_i has standard deviation σ_i , and we observe an estimate $\hat{\sigma}_i$. We obtain average coverage results by considering a triangular array of probability distributions $\tilde{P} = \tilde{P}^{(n)}$, in which the X_i 's, σ_i 's and θ_i 's are fixed. EB coverage can then be obtained for a distribution P of the data, θ and some nuisance parameter $\tilde{\nu}$ such that these conditions hold almost surely with $P(\cdot \mid \theta, \tilde{\nu}, \tilde{X}^{(n)}, X^{(n)})$ playing the role of \tilde{P} .

We consider the following generalization of the baseline specification considered in the main text. Let

$$\hat{\theta}_i = \hat{X}_i' \hat{\delta} + w(\hat{\gamma}, \hat{\sigma}_i)(Y_i - \hat{X}_i' \hat{\delta})$$

where \hat{X}_i is an estimate of X_i (we allow for the possibility that some elements of X_i are estimated rather than observed directly, which will be the case, for example, when σ_i is included in X_i), $\hat{\delta}$ is any random vector that depends on the data (such as the OLS estimator in a regression of Y_i on X_i), and $\hat{\gamma}$ is a tuning parameter that determines shrinkage and may depend on the data. This leads to the standard error $\text{se}_i = w(\hat{\gamma}, \hat{\sigma}_i) \hat{\sigma}_i$ so that the t -statistic is

$$Z_i = \frac{\hat{\theta}_i - \theta_i}{\text{se}_i} = \frac{\hat{X}_i' \hat{\delta} + w(\hat{\gamma}, \hat{\sigma}_i)(Y_i - \hat{X}_i' \hat{\delta}) - \theta_i}{w(\hat{\gamma}, \hat{\sigma}_i) \hat{\sigma}_i} = \frac{Y_i - \theta_i}{\hat{\sigma}_i} + \frac{[w(\hat{\gamma}, \hat{\sigma}_i) - 1](\theta_i - \hat{X}_i' \hat{\delta})}{w(\hat{\gamma}, \hat{\sigma}_i) \hat{\sigma}_i}.$$

We use estimates of moments of order $\ell_1 < \dots < \ell_p$ of the bias, where $\ell_1 < \dots < \ell_p$ are positive integers. Let $\hat{\mu}_\ell$ be an estimate of the ℓ th moment of $(\theta_i - X_i' \delta)$, and suppose that this moment is independent of σ_i in a sense formalized below. Then an estimate of the ℓ_j th moment of the bias is $\hat{m}_{i,j} = \frac{[w(\hat{\gamma}, \hat{\sigma}_i) - 1]^{\ell_j} \hat{\mu}_{\ell_j}}{w(\hat{\gamma}, \hat{\sigma}_i)^{\ell_j} \hat{\sigma}_i^{\ell_j}}$. Let $\hat{m}_i = (\hat{m}_1, \dots, \hat{m}_p)'$. The EBCI is then given by $\hat{\theta}_i \pm w(\hat{\gamma}, \hat{\sigma}_i) \hat{\sigma}_i \cdot \text{cva}_{\alpha,g}(\hat{m}_i)$ where $g_j(b) = b^{\ell_j}$. We obtain the baseline specification

in Section 3.2 when $p = 2$, $\ell_1 = 2$, $\ell_2 = 4$, $\hat{\gamma} = \hat{\mu}_2$ and $w(\hat{\mu}_2, \hat{\sigma}_i) = \hat{\mu}_2/(\hat{\mu}_2 + \hat{\sigma}_i^2)$.

We make the following assumptions.

Assumption C.5.

$$\lim_{n \rightarrow \infty} \max_{1 \leq i \leq n} \left| \tilde{P} \left(\frac{Y_i - \theta_i}{\hat{\sigma}_i} \leq t \right) - \Phi(t) \right| = 0.$$

We give primitive conditions for Assumption C.5 in Supplemental Appendix D.2. This involves considering a triangular array of parameter values such that sampling error and empirical moments of the parameter value sequence are of the same order of magnitude, and defining θ_i to be a scaled version of the corresponding parameter.

Assumption C.6. *The standard deviations σ_i are bounded away from zero. In addition, for some δ and γ , $\hat{\delta}$ and $\hat{\gamma}$ converge to δ and γ under \tilde{P} , and, for any $\varepsilon > 0$,*

$$\lim_{n \rightarrow \infty} \max_{1 \leq i \leq n} \tilde{P}(|\hat{\sigma}_i - \sigma_i| \geq \varepsilon) = 0 \text{ and } \lim_{n \rightarrow \infty} \max_{1 \leq i \leq n} \tilde{P}(|\hat{X}_i - X_i| \geq \varepsilon) = 0.$$

Assumption C.7. *The variable \tilde{X}_i takes values in $\mathcal{S}_1 \times \cdots \times \mathcal{S}_s$ where, for each k , either $\mathcal{S}_k = [\underline{x}_k, \bar{x}_k]$ (with $-\infty < \underline{x}_k < \bar{x}_k < \infty$) or \mathcal{S}_k is a finitely discrete set with minimum element \underline{x}_k and maximum element \bar{x}_k . In addition, $\tilde{X}_{i1} = \sigma_i$ (the first element of \tilde{X}_i is given by σ_i). Furthermore, for some μ_0 such that $(\mu_{0,\ell_1}, \dots, \mu_{0,\ell_p})$ is in the interior of the set of values of $\int g(b) dF(b)$ where F ranges over probability measures on \mathbb{R} where $g_j(b) = b^{\ell_j}$ and some constant K , the following holds. Let \mathcal{A} denote the collection of sets $\tilde{\mathcal{S}}_1 \times \cdots \times \tilde{\mathcal{S}}_s$ where $\tilde{\mathcal{S}}_k$ is a positive Lebesgue measure interval contained in $[\underline{x}_k, \bar{x}_k]$ in the case where $\mathcal{S}_k = [\underline{x}_k, \bar{x}_k]$, and $\tilde{\mathcal{S}}_k$ is a nonempty subset of \mathcal{S}_k in the case where \mathcal{S}_k is finitely discrete. For any $\mathcal{X} \in \mathcal{A}$, $N_{\mathcal{X},n} \rightarrow \infty$ and*

$$\frac{1}{N_{\mathcal{X},n}} \sum_{i \in \mathcal{I}_{\mathcal{X},n}} (\theta_i - X_i' \delta)^{\ell_j} \rightarrow \mu_{0,\ell_j}, \quad \frac{1}{N_{\mathcal{X},n}} \sum_{i \in \mathcal{I}_{\mathcal{X},n}} |\theta_i|^{\ell_j} \leq K, \quad \text{and} \quad \frac{1}{N_{\mathcal{X},n}} \sum_{i \in \mathcal{I}_{\mathcal{X},n}} \|X_i\|^{\ell_j} \leq K.$$

In addition, the estimate $\hat{\mu}_{\ell_j}$ converges in probability to μ_{0,ℓ_j} under \tilde{P} for each j .

Theorem C.2. *Let $\hat{\theta}_i$ and se_i be given above and let $\hat{\chi}_i = \text{cva}_{\alpha,g}(\hat{m}_i)$ where \hat{m}_i is given above and $g(b) = (b^{\ell_1}, \dots, b^{\ell_p})$ for some positive integers ℓ_1, \dots, ℓ_p , at least one of which is even. Suppose that Assumptions C.5, C.6 and C.7 hold, and that $w(\cdot)$ is continuous in an open set containing $\{\gamma\} \times \mathcal{S}_1$ and is bounded away from zero on this set. Let \mathcal{A} be as given in Assumption C.7. Then, for all $\mathcal{X} \in \mathcal{A}$, $E_{\tilde{P}} \text{ANC}_n(\hat{\chi}^{(n)}; \mathcal{X}) \leq \alpha + o(1)$. If, in addition, $(Y_i, \hat{\sigma}_i)$ is independent over i under \tilde{P} , then $\text{ANC}_n(\hat{\chi}^{(n)}; \mathcal{X}) \leq \alpha + o_{\tilde{P}}(1)$.*

As a consequence of Theorem C.2, we obtain, under the exchangeability condition (25), conditional EB coverage, as defined in (26), for any distribution P of the data and $\theta, \tilde{\nu}$ such

that the conditions of Theorem C.2 hold with probability one with the sequence of probability measures $P(\cdot \mid \theta, \nu, X^{(n)}, \tilde{X}^{(n)})$ playing the role of \tilde{P} . This follows from the arguments in Appendix C.1.

Corollary C.1. *Let $\theta, \nu, X^{(n)}, \tilde{X}^{(n)}, Y_i$ follow a sequence of distributions P such that the conditions of Theorem C.2 hold with \tilde{X}_i taking on finitely many values, and $P(\cdot \mid \theta, \nu, X^{(n)}, \tilde{X}^{(n)})$ playing the role of \tilde{P} with probability one, and such that the exchangeability condition (25) holds. Then the intervals $CI_i = \{\hat{\theta}_i \pm w(\hat{\gamma}, \hat{\sigma}_i)\hat{\sigma}_i \cdot \text{cva}_{\alpha, g}(\hat{m}_i)\}$ satisfy the conditional EB coverage condition (26).*

References

- Angrist, J. D., Hull, P. D., Pathak, P. A., and Walters, C. R. (2017). Leveraging lotteries for school value-added: Testing and estimation. *The Quarterly Journal of Economics*, 132(2):871–919.
- Armstrong, T. B., Kolesár, M., and Plagborg-Møller, M. (2020). Robust empirical Bayes confidence intervals. arXiv: 2004.03448v1.
- Armstrong, T. B. and Kolesár, M. (2018). Optimal inference in a class of regression models. *Econometrica*, 86(2):655–683.
- Bonhomme, S. and Weidner, M. (2020). Posterior average effects. arXiv: 1906.06360.
- Cai, T. T., Low, M., and Ma, Z. (2014). Adaptive confidence bands for nonparametric regression functions. *Journal of the American Statistical Association*, 109(507):1054–1070.
- Carlin, B. P. and Louis, T. A. (2000). *Bayes and Empirical Bayes Methods for Data Analysis*. Chapman & Hall/CRC, New York, NY, 2nd edition.
- Casella, G. and Hwang, J. T. G. (2012). Shrinkage confidence procedures. *Statistical Science*, 27(1):51–60.
- Chetty, R., Friedman, J. N., and Rockoff, J. E. (2014). Measuring the impacts of teachers I: Evaluating bias in teacher value-added estimates. *American Economic Review*, 104(9):2593–2632.
- Chetty, R. and Hendren, N. (2018). The impacts of neighborhoods on intergenerational mobility II: County-level estimates. *The Quarterly Journal of Economics*, 133(3):1163–1228.

- Efron, B. (2012). *Large-Scale Inference: Empirical Bayes Methods for Estimation, Testing, and Prediction*. Cambridge University Press, New York, NY.
- Finkelstein, A., Gentzkow, M., Hull, P., and Williams, H. (2017). Adjusting risk adjustment—accounting for variation in diagnostic intensity. *New England Journal of Medicine*, 376(7):608–610.
- Giacomini, R., Kitagawa, T., and Uhlig, H. (2019). Estimation under ambiguity. Cemmap Working Paper 24/19.
- Hansen, B. E. (2016). Efficient shrinkage in parametric models. *Journal of Econometrics*, 190(1):115–132.
- Hull, P. (2020). Estimating hospital quality with quasi-experimental data. Unpublished manuscript, University of Chicago.
- Ignatiadis, N. and Wager, S. (2019). Bias-aware confidence intervals for empirical Bayes analysis. arXiv: 1902.02774.
- Jacob, B. A. and Lefgren, L. (2008). Can principals identify effective teachers? Evidence on subjective performance evaluation in education. *Journal of Labor Economics*, 26(1):101–136.
- James, W. and Stein, C. M. (1961). Estimation with quadratic loss. In Neyman, J., editor, *Proceedings of the Fourth Berkeley Symposium on Mathematical Statistics and Probability*, volume 1, pages 361–379, Berkeley, CA. University of California Press.
- Jiang, W. and Zhang, C.-H. (2009). General maximum likelihood empirical Bayes estimation of normal means. *The Annals of Statistics*, 37(4):1647–1684.
- Kane, T. and Staiger, D. (2008). Estimating teacher impacts on student achievement: An experimental evaluation. Technical Report 14607, National Bureau of Economic Research, Cambridge, MA.
- Liu, L., Moon, H. R., and Schorfheide, F. (2019). Forecasting with a panel tobit model. Unpublished manuscript, University of Pennsylvania.
- Morris, C. N. (1983a). Parametric empirical Bayes confidence intervals. In Box, G. E. P., Leonard, T., and Wu, C.-F., editors, *Scientific Inference, Data Analysis, and Robustness*, pages 25–50, New York, NY. Academic Press.

- Morris, C. N. (1983b). Parametric empirical Bayes inference: Theory and applications. *Journal of the American Statistical Association*, 78(381):47–55.
- Nychka, D. (1988). Bayesian confidence intervals for smoothing splines. *Journal of the American Statistical Association*, 83(404):1134–1143.
- Pinelis, I. (2002). Monotonicity properties of the relative error of a Padé approximation for Mills’ ratio. *Journal of Inequalities in Pure & Applied Mathematics*, 3(2).
- Pratt, J. W. (1961). Length of confidence intervals. *Journal of the American Statistical Association*, 56(295):549–567.
- Robbins, H. (1951). Asymptotically subminimax solutions of compound statistical decision problems. In Neyman, J., editor, *Proceedings of the Second Berkeley Symposium on Mathematical Statistics and Probability*, pages 131–149. University of California Press, Berkeley, California.
- Stock, J. H. and Watson, M. W. (2016). Factor models and structural vector autoregressions in macroeconomics. In Taylor, J. B. and Uhlig, H., editors, *Handbook of Macroeconomics*, volume 2, pages 415–525. Elsevier.
- Wahba, G. (1983). Bayesian “confidence intervals” for the cross-validated smoothing spline. *Journal of the Royal Statistical Society: Series B (Methodological)*, 45(1):133–150.
- Wasserman, L. (2006). *All of Nonparametric Statistics*. Springer, New York, NY.
- Xie, X., Kou, S. C., and Brown, L. D. (2012). SURE estimates for a heteroscedastic hierarchical model. *Journal of the American Statistical Association*, 107(500):1465–1479.

Supplemental Materials for “Robust Empirical Bayes Confidence Intervals”

Timothy B. Armstrong*

Yale University

Michal Kolesár†

Princeton University

Mikkel Plagborg-Møller‡

Princeton University

November 21, 2022

This supplement is organized as follows. Supplemental Appendix D gives proofs for the formal results in the main text, technical details on t -statistic shrinkage and on Assumption C.5. Supplemental Appendix E gives details for simulations and empirical applications.

Appendix D Theoretical details and proofs

Supplemental Appendices D.1 and D.2 give technical details on t -statistic shrinkage and on Assumption C.5, respectively. The remainder of this section provides the proofs of all results in the main paper and in this supplement.

D.1 t -statistic shrinkage

We here provide details on the t -statistic shrinkage approach discussed in Remark 3.8. Let $W_i = Y_i/\hat{\sigma}_i$ and let $\tau_i = \theta_i/\sigma_i$. Let $\hat{X}_i'\hat{\delta}$ be a regression estimate where $\hat{\delta}$ is an estimate of a regression parameter δ (typically the limit or probability limit of $(\sum_{i=1}^n X_i X_i')^{-1} \sum_{i=1}^n X_i \tau_i$, although we do not impose this). We apply the approach in Appendix C.3 with W_i in place of Y_i and τ_i in place of θ_i , which leads to the estimate

$$\hat{\tau}_i = \hat{X}_i'\hat{\delta} + \hat{w} \cdot (W_i - \hat{X}_i'\hat{\delta})$$

*email: timothy.armstrong@yale.edu

†email: mkolesar@princeton.edu

‡email: mikkelpm@princeton.edu

for τ_i , where \hat{w} is a shrinkage coefficient, which is an estimate of some unknown constant $w > 0$ (for example, the choice $\hat{w} = \hat{\mu}_2/(\hat{\mu}_2 + 1)$, with $\hat{\mu}_2$ an estimate of the second moment of $\theta_i/\sigma_i - X_i'\delta$, optimizes mean squared error for estimating θ_i/τ_i). The standard error of this estimate is \hat{w} , so that an interval for τ_i with critical value χ is given by $\{\hat{\tau}_i \pm \hat{w} \cdot \chi\}$. This leads to the interval $\{\hat{\theta}_i \pm \text{se}_i \cdot \chi\}$ where $\hat{\theta}_i = \hat{\tau}_i \hat{\sigma}_i$ and $\text{se}_i = \hat{w} \hat{\sigma}_i$. Then

$$Z_i = \frac{\hat{\theta}_i - \theta_i}{\text{se}_i} = \frac{\hat{\sigma}_i \cdot \hat{X}_i' \hat{\delta} + \hat{\sigma}_i \cdot \hat{w} \cdot (W_i - \hat{X}_i' \hat{\delta}) - \theta_i}{\hat{w} \hat{\sigma}_i} = \frac{Y_i - \theta_i}{\hat{\sigma}_i} + \frac{\hat{w} - 1}{\hat{w}} \left(\frac{\theta_i}{\hat{\sigma}_i} - \hat{X}_i' \hat{\delta} \right).$$

Let $\tilde{b}_i = \frac{\hat{w}-1}{\hat{w}} \left(\frac{\theta_i}{\hat{\sigma}_i} - \hat{X}_i' \hat{\delta} \right)$ and let $b_{i,n} = \frac{w-1}{w} \left(\frac{\theta_i}{\sigma_i} - X_i' \delta \right)$. Let $g(b) = (b^{\ell_1}, \dots, b^{\ell_p})'$ where ℓ_1, \dots, ℓ_p are as in Appendix C.3. Let $\hat{\mu}$ be an estimate of the (unconditional) moments of $\frac{\theta_i}{\sigma_i} - X_i' \delta$. This leads to the estimate $\hat{m}_j = [(\hat{w} - 1)/\hat{w}]^{\ell_j} \hat{\mu}_{\ell_j}$ of the ℓ_j th moment of the $b_{i,n}$'s. Let $\hat{m} = (\hat{m}_1, \dots, \hat{m}_p)'$ and let $\hat{\chi} = \text{cva}_{\alpha, g}(\hat{m})$. We consider unconditional average coverage, and we verify the conditions of Theorem C.1 with \mathcal{A} containing only one set, which contains all observations.

We use conditions similar to those in Appendix C.3, but we replace Assumption C.7 with the following assumption, which does not impose any independence between the conditional moments of the $b_{i,n}$ and σ_i .

Assumption D.1. For some μ_0 such that $(\mu_{0,\ell_1}, \dots, \mu_{0,\ell_p})$ is in the interior of the set of values of $\int g(b) dF(b)$ where F ranges over probability measures on \mathbb{R} where $g_j(b) = b^{\ell_j}$ and some constant K , we have, for each $j = 1, \dots, p$

$$\frac{1}{n} \sum_{i=1}^n (\theta_i/\sigma_i - \delta_0' X_i)^{\ell_j} \rightarrow \mu_{0,\ell_j}, \quad \limsup_n \frac{1}{n} \sum_{i=1}^n |\theta_i|^{\ell_j} \leq K, \quad \limsup_n \frac{1}{n} \sum_{i=1}^n \|X_i\|^{\ell_j} \leq K.$$

and $\hat{\mu}_{\ell_j}$ converges in probability to μ_{0,ℓ_j} under \tilde{P} .

Theorem D.1. Let $\hat{\theta}_i$, se_i and $\hat{\chi}_i$ be defined above, and suppose that Assumptions D.1, C.5 and C.6 hold. Suppose \hat{w} converges in probability to $w > 0$ under \tilde{P} . Then $\frac{1}{n} \sum_{i=1}^n \tilde{P}(\theta_i \notin \{\hat{\theta}_i \pm \text{se}_i \cdot \hat{\chi}_i\}) \leq \alpha + o(1)$. If, in addition, $(Y_i, \hat{\sigma}_i)$ is independent over i under \tilde{P} , then $\frac{1}{n} \sum_{i=1}^n \mathbb{I}\{\theta_i \notin \{\hat{\theta}_i \pm \text{se}_i \cdot \hat{\chi}_i\}\} \leq \alpha + o_{\tilde{P}}(1)$.

To prove Theorem D.1, we verify the conditions of Theorem C.1. The first part of Assumption C.1 is immediate from Assumption C.5. For the second part, we have

$$\tilde{b}_i - b_{i,n} = \frac{\hat{w} - 1}{\hat{w}} \left(\frac{\theta_i}{\hat{\sigma}_i} - \hat{X}_i' \hat{\delta} \right) - \frac{w - 1}{w} \left(\frac{\theta_i}{\sigma_i} - X_i' \delta \right) = f(\hat{w}, \hat{\sigma}_i, \hat{X}_i, \hat{\delta}, \theta_i) - f(w, \sigma_i, X_i, \delta, \theta_i)$$

where $f(w, \sigma_i, X_i, \delta, \theta_i) = \frac{w-1}{w} \left(\frac{\theta_i}{\sigma_i} - X_i' \delta \right)$ is uniformly continuous on any compact set on

which σ_i is bounded away from zero. Let $C > 0$ be given. It follows that, for any $\varepsilon > 0$, there exists η such that $\|(\hat{\sigma}_i - \sigma_i, \hat{w} - w, \hat{X}'_i - X'_i, \hat{\delta}' - \delta')'\| \leq \eta$ and $\|\theta_i\| + \|X_i\| \leq C$ implies $|\tilde{b}_i - b_{i,n}| < \varepsilon$ (where we use the fact that $\hat{\sigma}_i$ and σ_i are bounded away from zero once η is small enough by Assumption C.6). Thus,

$$\begin{aligned} & \frac{1}{n} \sum_{i=1}^n \tilde{P}(|\tilde{b}_i - b_{i,n}| \geq \varepsilon) \\ & \leq \frac{1}{n} \sum_{i=1}^n \tilde{P}(\|(\hat{\sigma}_i - \sigma_i, \hat{w} - w, \hat{X}'_i - X'_i, \hat{\delta}' - \delta')'\| > \eta) \mathbb{I}\{\|\theta_i\| + \|X_i\| \leq C\} \\ & \quad + \frac{1}{n} \sum_{i=1}^n \mathbb{I}\{\|\theta_i\| + \|X_i\| > C\}. \end{aligned}$$

The first term converges to zero by Assumption C.6 and the assumption that \hat{w} converges in probability to w . The last term can be made arbitrarily small by Assumption D.1. This completes the verification of Assumption C.1.

For Assumption C.2, letting $m_j = [(w - 1)/w]^{\ell_j} \mu_{0,\ell_j}$, it is immediate from Assumption D.1 and the assumption that \hat{w} converges in probability to w that \hat{m} converges to m under \tilde{P} , which gives the second part of Assumption C.2. Furthermore, the first part of Assumption C.2 holds since

$$\frac{1}{n} \sum_{i=1}^n b_{n,i}^{\ell_j} - m_j = \left(\frac{w-1}{w}\right)^{\ell_j} \frac{1}{n} \sum_{i=1}^n \left[(\theta_i/\sigma_i - X'_i \delta)^{\ell_j} - \mu_{0,\ell_j}\right] \rightarrow 0$$

by Assumption D.1.

Assumption C.3 is vacuous since there is no covariate \tilde{X}_i and $m = m(\tilde{X}_i)$ takes on only one value. Assumption C.4 holds by Lemma D.8 in Supplemental Appendix D.7 below. This completes the proof of Theorem D.1.

D.2 Primitive conditions for Assumption C.5

To verify Assumption C.5, we will typically have to define θ_i to be scaled by a rate of convergence. Let \tilde{Y}_i be an estimator of a parameter $\beta_{i,n}$ with rate of convergence κ_n and asymptotic variance estimate $\hat{\sigma}_i^2$. Suppose that

$$\lim_{n \rightarrow \infty} \max_{1 \leq i \leq n} \sup_{t \in \mathbb{R}} \left| P \left(\frac{\kappa_n (\tilde{Y}_i - \beta_{i,n})}{\hat{\sigma}_i} \leq t \right) - \Phi(t) \right| = 0. \quad (\text{S1})$$

Then Assumption C.5 holds with $\theta_i = \kappa_n \beta_{i,n}$ and $Y_i = \kappa_n \tilde{Y}_i$. Consider an affine estimator $\hat{\beta}_i = a_i/\kappa_n + w_i \tilde{Y}_i = (a_i + w_i Y_i)/\kappa_n$ with standard error $\tilde{\text{se}}_i = w_i \hat{\sigma}_i/\kappa_n$. The corresponding affine estimator of θ_i is $\hat{\theta}_i = \kappa_n \hat{\beta}_i = a_i + w_i Y_i$ with standard error $\text{se}_i = \kappa_n \cdot \tilde{\text{se}}_i = w_i \hat{\sigma}_i$. Then $\beta_{i,n} \in \{\hat{\beta}_i \pm \tilde{\text{se}}_i \cdot \hat{\chi}_i\}$ iff. $\theta_i \in \{\hat{\theta}_i \pm \text{se}_i \cdot \hat{\chi}_i\}$. Thus, Theorem C.2 guarantees average coverage of the intervals $\{\hat{\beta}_i \pm \tilde{\text{se}}_i \cdot \hat{\chi}_i\}$ for $\beta_{i,n}$. Note that, in order for the moments of θ_i to converge to a non-degenerate constant, we will need to consider triangular arrays $\beta_{i,n}$ that converge to zero at a κ_n rate.

As an example, consider the case where the estimate is a sample mean: $\tilde{Y}_i = \bar{X}_i = \frac{1}{T_{i,n}} \sum_{t=1}^{T_{i,n}} X_{i,t}$, where $X_{i,t}$ is a sequence of random variables that is independent across both i and t and identically distributed across i with the same t , with mean $\beta_{i,n} = EX_{i,t}$. Letting s_i^2 denote the variance of $X_{i,t}$ and \hat{s}_i^2 the sample variance, we can then define $\kappa_n^2 = \bar{T}_n = \frac{1}{n} \sum_{i=1}^n T_{i,n}$ and $\hat{\sigma}_i^2 = \hat{s}_i^2 \bar{T}_n / T_{i,n}$ so that

$$\frac{\kappa_n(\tilde{Y}_i - \beta_{i,n})}{\hat{\sigma}_i} = \frac{\sqrt{T_{i,n}}(\tilde{Y}_i - \beta_{i,n})}{\hat{s}_i}.$$

If $\min_{1 \leq i \leq n} T_{i,n} \rightarrow \infty$ and the family of distributions of $X_{i,t} - \beta_{i,n}$ satisfy the uniform integrability condition (11.77) in [Lehmann and Romano \(2005\)](#), then (S1) holds by applying Theorem 11.4.4 in [Lehmann and Romano \(2005\)](#) along any sequence i_n .

D.3 Proof of Lemma 4.1

Part (i). Let $\Gamma(m)$ denote the space of probability measures on \mathbb{R} with second moment bounded above by $m > 0$. By definition of the maximal non-coverage probability,

$$\tilde{\rho}(w) = \sup_{F \in \Gamma(1/w-1)} E_{b \sim F} [P(|b - Z| > z/\sqrt{w} \mid b)] = \sup_{F \in \Gamma(1/w-1)} P_{b \sim F}(\sqrt{w}|b - Z| > z), \quad (\text{S2})$$

where Z denotes a $N(0, 1)$ variable that is independent of b .

Consider any w_0, w_1 such that $0 < w_0 \leq w_1 < 1$. Let $F_1^* \in \Gamma(1/w_1 - 1)$ denote the least-favorable distribution—i.e., the distribution that achieves the supremum (S2)—when $w = w_1$. (Proposition B.1 implies that the supremum is in fact attained at a particular discrete distribution.) Let \tilde{F}_0 denote the distribution of the linear combination

$$\sqrt{\frac{w_1}{w_0}} b - \sqrt{\frac{w_1 - w_0}{w_0}} Z$$

when $b \sim F_1^*$ and $Z \sim N(0, 1)$ are independent. Note that the second moment of this distribution is $\frac{w_1}{w_0} \times \frac{1-w_1}{w_1} + \frac{w_1-w_0}{w_0} = \frac{1-w_0}{w_0}$, so $\tilde{F}_0 \in \Gamma(1/w_0 - 1)$. Thus, if we let \tilde{Z} denote

another $N(0, 1)$ variable that is independent of (b, Z) , then

$$\begin{aligned}\tilde{\rho}(w_0) &\geq P_{b \sim \tilde{F}_0}(\sqrt{w_0}|b - Z| > z) = P_{b \sim F_1^*} \left(\sqrt{w_0} \left| \sqrt{\frac{w_1}{w_0}} b - \sqrt{\frac{w_1 - w_0}{w_0}} \tilde{Z} - Z \right| > z \right) \\ &= P_{b \sim F_1^*} \left(\left| \sqrt{w_1} b - \underbrace{(\sqrt{w_1 - w_0} \tilde{Z} + \sqrt{w_0} Z)}_{\sim N(0, w_1)} \right| > z \right) = P_{b \sim F_1^*}(\sqrt{w_1}|b - Z| > z) = \tilde{\rho}(w_1).\end{aligned}$$

Part (ii). It follows from Proposition B.1 that, if we define $r(b, \chi) = \Phi(-\chi - b) + \Phi(-\chi + b)$, then

$$\rho(t, \chi) = \sup_{0 \leq \lambda \leq 1} (1 - \lambda)r(0, \chi) + \lambda r((t/\lambda)^{1/2}, \chi).$$

Note that $r(0, z/\sqrt{w}) \rightarrow 0$ as $w \rightarrow 0$. Thus,

$$\lim_{w \rightarrow 0} \tilde{\rho}(w) = \lim_{w \rightarrow 0} \rho(1/w - 1, z/\sqrt{w}) = \lim_{w \rightarrow 0} \sup_{0 \leq \lambda \leq 1} \lambda r(\lambda^{-1/2}(1/w - 1)^{1/2}, zw^{-1/2}),$$

provided the latter limit exists. We will first show that the supremum above is bounded below by an expression that tends to $1/\max\{z^2, 1\}$. Then we will show that the supremum is bounded above by an expression that tends to $1/z^2$ (and the supremum is obviously also bounded above by 1).

Let $\varepsilon(w) \geq 0$ be any function of w such that $\varepsilon(w) \rightarrow 0$ and $\varepsilon(w)(1/w - 1)^{1/2} \rightarrow \infty$ as $w \rightarrow 0$. Let $\tilde{z} = \max\{z, 1\}$. Note first that, by setting $\lambda = (\tilde{z}(1 - w)^{-1/2} + \varepsilon(w))^{-2} \in [0, 1]$,

$$\sup_{0 \leq \lambda \leq 1} \lambda r(\lambda^{-1/2}(1/w - 1)^{1/2}, zw^{-1/2}) \geq \frac{r((\tilde{z}(1 - w)^{-1/2} + \varepsilon(w))(1/w - 1)^{1/2}, zw^{-1/2})}{(\tilde{z}(1 - w)^{-1/2} + \varepsilon(w))^2} \rightarrow \frac{1}{\tilde{z}^2}$$

as $w \rightarrow 0$, since $r(b, \chi) \rightarrow 1$ when $(b - \chi) \rightarrow \infty$, and

$$\begin{aligned}(\tilde{z}(1 - w)^{-1/2} + \varepsilon(w))(1/w - 1)^{1/2} - zw^{-1/2} &\geq (z(1 - w)^{-1/2} + \varepsilon(w))(1/w - 1)^{1/2} - zw^{-1/2} \\ &= \varepsilon(w)(1/w - 1)^{1/2} \rightarrow \infty.\end{aligned}$$

Second,

$$\begin{aligned}\sup_{0 \leq \lambda \leq 1} \lambda r(\lambda^{-1/2}(1/w - 1)^{1/2}, zw^{-1/2}) \\ \leq \Phi(-zw^{-1/2}) + \sup_{0 \leq \lambda \leq 1} \lambda \Phi(\lambda^{-1/2}(1/w - 1)^{1/2} - zw^{-1/2}).\end{aligned}$$

The first term above tends to 0 as $w \rightarrow 0$. The second term above equals

$$\max \left\{ \begin{array}{l} \sup_{0 \leq \lambda \leq (z - \varepsilon(w))^{-2}} \lambda \Phi \left(\lambda^{-1/2} (1/w - 1)^{1/2} - z w^{-1/2} \right), \\ \sup_{(z - \varepsilon(w))^{-2} < \lambda \leq 1} \lambda \Phi \left(\lambda^{-1/2} (1/w - 1)^{1/2} - z w^{-1/2} \right) \end{array} \right\}. \quad (\text{S3})$$

The first argument to the maximum above is bounded above by

$$\sup_{0 \leq \lambda \leq (z - \varepsilon(w))^{-2}} \lambda = (z - \varepsilon(w))^{-2} \rightarrow \frac{1}{z^2}.$$

The second argument to the maximum in (S3) tends to 0 as $w \rightarrow 0$, since

$$\lambda^{-1/2} (1/w - 1)^{1/2} - z w^{-1/2} \leq (\lambda^{-1/2} - z) (1/w - 1)^{1/2} \leq -\varepsilon(w) (1/w - 1)^{1/2}$$

for all $\lambda > (z - \varepsilon(w))^{-2}$, and the far right-hand side above tends to $-\infty$ as $w \rightarrow 0$.

D.4 Proof of Proposition B.1

Let $r_0(t, \chi) = r(\sqrt{t}, \chi)$. Since $r(b, \chi)$ is symmetric in b , Eq. (21) is equivalent to maximizing $E_F[r_0(t, \chi)]$ over distributions F of t with $E_F[t] = m_2$. Let $\bar{r}(t, \chi)$ denote the least concave majorant of $r_0(t, \chi)$. We first show that $\rho(m_2, \chi) = \bar{r}(m_2, \chi)$.

Observe that $\rho(m_2, \chi) \leq \bar{\rho}(m_2, \chi)$, where $\bar{\rho}(m_2, \chi)$ denotes the value of the problem

$$\bar{\rho}(m_2, \chi) = \sup_F E_F[\bar{r}(t, \chi)] \quad \text{s.t.} \quad E_F[t] = m_2.$$

Furthermore, since \bar{r} is concave, by Jensen's inequality, the optimal solution F^* to this problem puts point mass on m_2 , so that $\bar{\rho}(m_2, \chi) = \bar{r}(m_2, \chi)$, and hence $\rho(m_2, \chi) \leq \bar{r}(m_2, \chi)$.

Next, we show that the reverse inequality holds, $\rho(m_2, \chi) \geq \bar{r}(m_2, \chi)$. By Corollary 17.1.4 on page 157 in Rockafellar (1970), the majorant can be written as

$$\bar{r}(t, \chi) = \sup \{ \lambda r_0(x_1, \chi) + (1 - \lambda) r_0(x_2, \chi) : \lambda x_1 + (1 - \lambda) x_2 = t, 0 \leq x_1 \leq x_2, \lambda \in [0, 1] \}, \quad (\text{S4})$$

which corresponds to the problem in Eq. (21), with the distribution F constrained to be a discrete distribution with two support points. Since imposing this additional constraint on F must weakly decrease the value of the solution, it follows that $\rho(m_2, \chi) \geq \bar{r}(m_2, \chi)$. Thus, $\rho(m_2, \chi) = \bar{r}(m_2, \chi)$. The proposition then follows by Lemma D.2 below.

Lemma D.1. *Let $r_0(t, \chi) = r(\sqrt{t}, \chi)$. If $\chi \leq \sqrt{3}$, then r_0 is concave in t . If $\chi > \sqrt{3}$, then its second derivative is positive for t small enough, negative for t large enough, and crosses zero exactly once, at some $t_1 \in [\chi^2 - 3, (\chi - 1/\chi)^2]$.*

Proof. Letting ϕ denote the standard normal density, the first and second derivative of $r_0(t) = r_0(t, \chi)$ are given by

$$\begin{aligned} r'_0(t) &= \frac{1}{2\sqrt{t}} \left[\phi(\sqrt{t} - \chi) - \phi(\sqrt{t} + \chi) \right] \geq 0, \\ r''_0(t) &= \frac{\phi(\chi - \sqrt{t})(\chi\sqrt{t} - t - 1) + \phi(\chi + \sqrt{t})(\chi\sqrt{t} + t + 1)}{4t^{3/2}} \\ &= \frac{\phi(\chi + \sqrt{t})}{4t^{3/2}} \left[e^{2\chi\sqrt{t}}(\chi\sqrt{t} - t - 1) + (\chi\sqrt{t} + t + 1) \right] = \frac{\phi(\chi + \sqrt{t})}{4t^{3/2}} f(\sqrt{t}), \end{aligned}$$

where the last line uses $\phi(a + b)e^{-2ab} = \phi(a - b)$, and

$$f(u) = (\chi u + u^2 + 1) - e^{2\chi u}(u^2 - \chi u + 1).$$

Thus, the sign of $r''_0(t)$ corresponds to that of $f(\sqrt{t})$, with $r''_0(t) = 0$ if and only if $f(\sqrt{t}) = 0$. Observe $f(0) = 0$, and $f(u) < 0$ is negative for u large enough, since the term $-u^2e^{2\chi u}$ dominates. Furthermore,

$$\begin{aligned} f'(u) &= 2u + \chi - e^{2\chi u}(2\chi(u^2 - \chi u + 1) + 2u - \chi) & f'(0) &= 0 \\ f''(u) &= e^{2\chi u}(4\chi^3 u - 4\chi^2 u^2 - 8\chi u - 2) + 2 & f''(0) &= 0 \\ f^{(3)}(u) &= 4\chi e^{2\chi u}(2\chi^3 u + \chi^2(1 - 2u^2) - 6\chi u - 3) & f^{(3)}(0) &= 4\chi(\chi^2 - 3). \end{aligned}$$

Therefore for $u > 0$ small enough, $f(u)$, and hence $r''_0(u^2)$ is positive if $\chi^2 \geq 3$, and negative otherwise.

Now suppose that $f(u_0) = 0$ for some $u_0 > 0$, so that

$$\chi u_0 + u_0^2 + 1 = e^{2\chi u_0}(u_0^2 - \chi u_0 + 1) \tag{S5}$$

Since $\chi u + u^2 + 1$ is strictly positive, it must be the case that $u_0^2 - \chi u_0 + 1 > 0$. Multiplying and dividing the expression for $f'(u)$ above by $u_0^2 - \chi u_0 + 1$ and plugging in the identity in Eq. (S5) and simplifying the expression yields

$$\begin{aligned} f'(u_0) &= \frac{(u_0^2 - \chi u_0 + 1)(2u_0 + \chi) - (\chi u_0 + u_0^2 + 1)(2\chi(u_0^2 - \chi u_0 + 1) + 2u_0 - \chi)}{u_0^2 - \chi u_0 + 1} \\ &= \frac{2u_0^2\chi(\chi^2 - 3 - u_0^2)}{u_0^2 - \chi u_0 + 1}. \end{aligned} \tag{S6}$$

Suppose $\chi^2 < 3$. Then $f'(u_0) < 0$ at all positive roots u_0 by Eq. (S6). But if $\chi^2 < 3$, then $f(u)$ is initially negative, so by continuity it must be that $f'(u_1) \geq 0$ at the first positive root

u_1 . Therefore, if $\chi^2 \leq 3$, f , and hence r_0'' , cannot have any positive roots. Thus, if $\chi^2 \leq 3$, r_0 is concave as claimed.

Now suppose that $\chi^2 \geq 3$, so that $f(u)$ is initially positive. By continuity, this implies that $f'(u_1) \leq 0$ at its first positive root u_1 . By Eq. (S6), this implies $u_1 \geq \sqrt{\chi^2 - 3}$. As a result, again by Eq. (S6), $f(u_i) \leq 0$ for all remaining positive roots. But since by continuity, the signs of f' must alternate at the roots of f , this implies that f has at most a single positive root. Since f is initially positive, and negative for large enough u , it follows that it has a single positive root $u_1 \geq \sqrt{\chi^2 - 3}$. Finally, to obtain an upper bound for $t_1 = u_1^2$, observe that if $f(u_1) = 0$, then, by Taylor expansion of the exponential function,

$$1 + \frac{2\chi u_1}{\chi u_1 + u_1^2 + 1} = e^{2\chi u_1} \geq 1 + 2\chi u_1 + 2(\chi u_1)^2,$$

which implies that $1 \geq (1 + \chi u_1)(\chi u_1 + u_1^2 + 1)$, so that $u_1 \leq \chi - 1/\chi$. \square

Lemma D.2. *The problem in Eq. (S4) can be written as*

$$\bar{r}(t, \chi) = \sup_{u \geq t} \left\{ (1 - t/u)r_0(0, \chi) + \frac{t}{u}r_0(u, \chi) \right\}. \quad (\text{S7})$$

Let $t_0 = 0$ if $\chi \leq \sqrt{3}$, and otherwise let $t_0 > 0$ denote the solution to $r_0(0, \chi) - r_0(u, \chi) + u \frac{\partial}{\partial u} r_0(u, \chi) = 0$. This solution is unique, and the optimal u solving Eq. (S7) satisfies $u = t$ for $t > t_0$ and $u = t_0$ otherwise.

Proof. If in the optimization problem in Eq. (S4), the constraint on x_2 binds, or either constraint on λ binds, then the optimum is achieved at $r_0(t) = r_0(t, \chi)$, with $x_1 = t$ and $\lambda = 1$ and x_2 arbitrary; $x_2 = t$ and $\lambda = 0$ and x_1 arbitrary; or else $x_1 = x_2$ and λ arbitrary. In any of these cases \bar{r} takes the form in Eq. (S7) as claimed. If, on the other hand, these constraints do not bind, then $x_2 > t > x_1$, and substituting $\lambda = (x_2 - t)/(x_2 - x_1)$ into the objective function yields the first-order conditions

$$r_0(x_2) - (x_2 - x_1)r_0'(x_1) - r_0(x_1) = \mu \frac{(x_2 - x_1)^2}{(x_2 - t)}, \quad (\text{S8})$$

$$r_0(x_2) + (x_1 - x_2)r_0'(x_2) - r_0(x_1) = 0, \quad (\text{S9})$$

where $\mu \geq 0$ is the Lagrange multiplier on the constraint that $x_1 \geq 0$. Subtracting Eq. (S9) from Eq. (S8) and applying the fundamental theorem of calculus then yields

$$\mu \frac{x_2 - x_1}{(x_2 - t)} = r_0'(x_2) - r_0'(x_1) = \int_{x_1}^{x_2} r_0''(t) dt > 0, \quad (\text{S10})$$

which implies that $\mu > 0$. Here the last inequality follows because by Taylor's theorem, Eq. (S9) implies that $\int_{x_1}^{x_2} r_0''(t)(t - x_1) dt = 0$. Since r_0'' is positive for $t \leq t_1$ and negative for $t \geq t_1$ by Lemma D.1, it follows that $x_1 \leq t_1 \leq x_2$, and hence that

$$\begin{aligned} 0 &= \int_{x_1}^{t_1} r_0''(t)(t - x_1) dt + \int_{t_1}^{x_2} r_0''(t)(t - x_1) dt \\ &< (t_1 - x_1) \int_{x_1}^{t_1} r_0''(t) dt + (t_1 - x_1) \int_{t_1}^{x_2} r_0''(t) dt = (t_1 - x_1) \int_{x_1}^{x_2} r_0''(t) dt. \end{aligned}$$

Finally Eq. (S10) implies that $\mu > 0$, so that $x_1 = 0$ at the optimum. Consequently, the problem in Eq. (S4) takes the form in Eq. (S7) as claimed.

To show the second part of Lemma D.2, note that by Lemma D.1, if $\chi \leq \sqrt{3}$, r_0 is concave, so that we can put $u = t$ in Eq. (S7). Otherwise, let $\mu \geq 0$ denote the Lagrange multiplier associated with the constraint $u \geq t$ in the optimization problem in Eq. (S7). The first-order condition is then given by

$$r_0(0) - r_0(u) + ur_0'(u) = \frac{-\mu u^2}{t}.$$

Let $f(u) = r_0(0) - r_0(u) + ur_0'(u)$. Since $f'(u) = ur_0''(u)$, it follows from Lemma D.1 that $f(u)$ is increasing for $u \leq t_1$ and decreasing for $u \geq t_1$. Since $f(0) = 0$ and $\lim_{u \rightarrow \infty} f(u) < r_0(0) - 1 < 0$, it follows that $f(u)$ has exactly one positive zero, at some $t_0 > t_1$. Thus, if $t < t_0$, $u = t_0$ is the unique solution to the first-order condition. If $t > t_0$, $u = t$ is the unique solution. \square

D.5 Proof of Proposition B.2

Since $r(b, \chi)$ is symmetric in b , letting $t = b^2$, we can equivalently write the optimization problem as

$$\rho(m_2, \kappa, \chi) = \sup_F E_F[r_0(t, \chi)] \quad \text{s.t.} \quad E_F[t] = m_2, \quad E_F[t^2] = \kappa m_2^2, \quad (\text{S11})$$

where $r_0(t, \chi) = r(\sqrt{t}, \chi)$, and the supremum is over all distributions supported on the positive part of the real line. The dual of this problem is

$$\min_{\lambda_0, \lambda_1, \lambda_2} \lambda_0 + \lambda_1 m_2 + \lambda_2 \kappa m_2^2 \quad \text{s.t.} \quad \lambda_0 + \lambda_1 t + \lambda_2 t^2 \geq r_0(t), \quad 0 \leq t < \infty,$$

where λ_0 the Lagrange multiplier associated with the implicit constraint that $E_F[1] = 1$, and $r_0(t) = r_0(t, \chi)$. So long as $\kappa > 1$ and $m_2 > 0$, so that the moments $(m_2, \kappa m_2^2)$ lie in the

interior of the space of possible moments of F , by the duality theorem in [Smith \(1995\)](#), the duality gap is zero, and if F^* and $\lambda^* = (\lambda_0^*, \lambda_1^*, \lambda_2^*)$ are optimal solutions to the primal and dual problems, then F^* has mass points only at those t with $\lambda_0^* + \lambda_1^*t + \lambda_2^*t^2 = r(\sqrt{t}, \chi)$.

Define t_0 as in [Lemma D.2](#). First, we claim that if $m_2 \geq t_0$, then $\rho(m_2, \kappa, \chi) = \rho(m_2, \chi)$, the value of the objective function in [Proposition B.1](#). The reason that adding the constraint $E_F[t^2] = \kappa m_2^2$ doesn't change the optimum is that it follows from the proof of [Proposition B.1](#) that the distribution achieving the rejection probability $\rho(m_2, \chi)$ is a point mass on m_2 . Consider adding another support point $x_2 = \sqrt{n}$ with probability $\kappa m_2^2/n$, with the remaining probability on the support point m_2 . Then, as $n \rightarrow \infty$, the mean of this distribution converges to m_2 , and its second moment converges to κm_2^2 , so that the constraints in [Eq. \(S11\)](#) are satisfied, while the rejection probability converges to $\rho(m_2, \chi)$. Since imposing the additional constraint $E_F[t^2] = \kappa m_2^2$ cannot increase optimum, the claim follows.

Suppose that $m_2 < t_0$. At optimum, the majorant $g(x) = \lambda_0 + \lambda_1 t + \lambda_2 t^2$ in the dual constraint must satisfy $g(x_0) = r_0(x_0)$ for at least one $x_0 > 0$. Otherwise, if the constraint never binds, we could lower the value of the objective function by decreasing λ_0 ; furthermore, $x_0 = 0$ cannot be the unique point at which the constraint binds, since by the duality theorem, this would imply that the distribution that puts point mass on 0 maximizes the primal, which cannot be the case.

At such x_0 , we must also have $g'(x_0) = r'_0(x_0)$, otherwise the constraint would be locally violated. Using this fact together with the equality $g(x_0) = r_0(x_0)$, we therefore have that $\lambda_0 = r_0(x_0) - \lambda_1 x_0 - \lambda_2 x_0^2$ and $\lambda_1 = r'_0(x_0) - 2\lambda_2 x_0$, so that the dual problem may be written as

$$\begin{aligned} \min_{x_0 > 0, \lambda_2} \quad & r_0(x_0) + r'_0(x_0)(m_2 - x_0) + \lambda_2((x_0 - m_2)^2 + (\kappa - 1)m_2^2) \\ \text{s.t.} \quad & r_0(x_0) + r'_0(x_0)(x - x_0) + \lambda_2(x - x_0)^2 \geq r_0(x). \end{aligned} \quad (\text{S12})$$

Since $\kappa > 1$, the objective is increasing in λ_2 . Therefore, given x_0 , the optimal value of λ_2 is as small as possible while still satisfying the constraint,

$$\lambda_2 = \sup_{x > 0} \delta(x; x_0), \quad \delta(x; x_0) = \frac{r_0(x) - r_0(x_0) - r'_0(x_0)(x - x_0)}{(x - x_0)^2}.$$

Next, we claim that the dual constraint cannot bind for $x_0 > t_0$. Observe that $\lambda_2 \geq 0$, otherwise the constraint would be violated for t large enough. However, setting $\lambda_2 = 0$ still satisfies the constraint. This is because the function $h(x) = r_0(x_0) + r'_0(x_0)(x - x_0) - r_0(x)$ is minimized at $x = x_0$, with its value equal to 0. To see this, note that its derivative equals zero if $r'_0(x_0) = r'(x)$. By [Lemma D.1](#), $r'_0(t)$ is increasing for $t \leq t_0$ and decreasing for $t > t_0$.

Therefore, if $r'_0(x_0) < r'_0(0)$, $h'(x) = 0$ has a unique solution, $x = x_0$. If $r'_0(x_0) > r'_0(0)$, there is another solution at some $x_1 \in [0, t_0]$. However, $h''(x_1) = -r''_0(x_1) < 0$, so $h(x)$ achieves a local maximum here. Since $h(0) > 0$ by arguments in the proof of Lemma D.1, it follows that the maximum of $h(x)$ occurs at $x = x_0$, and equals 0. However, Eq. (S12) cannot be maximized at $(x_0, 0)$, since by Proposition B.1, setting $(x_2, \lambda_2) = (t_0, 0)$ achieves a lower value of the objective function, which proves the claim.

Therefore, Eq. (S12) can be written as

$$\min_{0 < x_0 \leq t_0} r_0(x_0) + r'_0(x_0)(m_2 - x_0) + ((x_0 - m_2)^2 + (\kappa - 1)m_2^2) \sup_{x \geq 0} \delta(x; x_0),$$

To finish the proof of the proposition, it remains to show that δ cannot be maximized at $x > t_0$. This follows from observing that the dual constraint in Eq. (S12) binds at any x that maximizes δ . However, by the claim above, the constraint cannot bind for $x > t_0$.

D.6 Proof of Theorem C.1

To prove this theorem, we begin with some lemmas.

Lemma D.3. *Under Assumption C.1, we have, for any deterministic χ_1, \dots, χ_n , and any $\mathcal{X} \in \mathcal{A}$ with $N_{\mathcal{X},n} \rightarrow \infty$,*

$$\lim_{n \rightarrow \infty} \frac{1}{N_{\mathcal{X},n}} \sum_{i \in \mathcal{I}_{\mathcal{X},n}} \tilde{P}(|Z_i| > \chi_i) - \frac{1}{N_{\mathcal{X},n}} \sum_{i \in \mathcal{I}_{\mathcal{X},n}} r(b_{i,n}, \chi_i) = 0.$$

Furthermore, if $Z_i - \tilde{b}_i$ is independent over i under \tilde{P} , then

$$\frac{1}{N_{\mathcal{X},n}} \sum_{i \in \mathcal{I}_{\mathcal{X},n}} \mathbb{I}\{|Z_i| > \chi_i\} - \frac{1}{N_{\mathcal{X},n}} \sum_{i \in \mathcal{I}_{\mathcal{X},n}} r(b_{i,n}, \chi_i) = o_{\tilde{P}}(1).$$

Proof. For any $\varepsilon > 0$, $\frac{1}{N_{\mathcal{X},n}} \sum_{i \in \mathcal{I}_{\mathcal{X},n}} \mathbb{I}\{|Z_i| > \chi_i\}$ is bounded from above by

$$\frac{1}{N_{\mathcal{X},n}} \sum_{i \in \mathcal{I}_{\mathcal{X},n}} \mathbb{I}\{|Z_i - \tilde{b}_i + b_{i,n}| > \chi_i - \varepsilon\} + \frac{1}{N_{\mathcal{X},n}} \sum_{i \in \mathcal{I}_{\mathcal{X},n}} \mathbb{I}\{|\tilde{b}_i - b_{i,n}| \geq \varepsilon\}.$$

The expectation under \tilde{P} of the second term converges to zero by Assumption C.1. The expectation under \tilde{P} of the first term is $\frac{1}{N_{\mathcal{X},n}} \sum_{i \in \mathcal{I}_{\mathcal{X},n}} \tilde{r}_{i,n}(b_{i,n}, \chi_i - \varepsilon)$ where $\tilde{r}_{i,n}(b, \chi) = \tilde{P}(Z_i - \tilde{b}_i < -\chi - b) + 1 - \tilde{P}(Z_i - \tilde{b}_i \leq \chi - b)$. Note that $r_{i,n}(b, \chi)$ converges to $r(b, \chi)$ uniformly over b, χ under Assumption C.1, using the fact that the convergence in Assumption C.1 is uniform in t by Lemma 2.11 in [van der Vaart \(1998\)](#), and the fact that $\tilde{P}(Z_i - \tilde{b}_i <$

$-\chi - b) = \lim_{t \uparrow -\chi - b} P(Z_i - \tilde{b}_i \leq t)$. It follows that the expectation of the above display under \tilde{P} is bounded by $\frac{1}{N_{\mathcal{X},n}} \sum_{i \in \mathcal{I}_{\mathcal{X},n}} \tilde{r}(b_{i,n}, \chi_i - \varepsilon) + o(1)$. If $Z_i - \tilde{b}_i$ is independent over i , the variance of each term in the above display converges to zero, so that the above display equals $\frac{1}{N_{\mathcal{X},n}} \sum_{i \in \mathcal{I}_{\mathcal{X},n}} \tilde{r}(b_{i,n}, \chi_i - \varepsilon) + o_{\tilde{P}}(1)$. Taking $\varepsilon \rightarrow 0$ and noting that $r(b, \chi)$ is uniformly continuous in both arguments, and using an analogous argument with a lower bound, gives the result. \square

Lemma D.4. $\rho_g(\chi; m)$ is continuous in χ . Furthermore, for any m^* in the interior of the set of values of $\int g(b) dF(b)$, where F ranges over all probability measures on \mathbb{R} , $\rho_g(\chi; m)$ is continuous with respect to m at m^* .

Proof. To show continuity with respect to χ , note that

$$|\rho_g(\chi; m) - \rho_g(\tilde{\chi}; m)| \leq \sup_F \left| \int [r(b, \chi) - r(b, \tilde{\chi})] dF(b) \right| \quad \text{s.t.} \quad \int g(b) dF(b) = m,$$

where we use the fact that the difference between suprema of two functions over the same constraint set is bounded by the supremum of the absolute difference of the two functions. The above display is bounded by $\sup_b |r(b, \chi) - r(b, \tilde{\chi})|$, which is bounded by a constant times $|\tilde{\chi} - \chi|$ by uniform continuity of the standard normal CDF.

To show continuity with respect to m , note that, by Lemma D.5 below, the conditions for the Duality Theorem in Smith (1995, p. 812) hold for m in a small enough neighborhood of m^* , so that

$$\rho_g(\chi; m) = \inf_{\lambda_0, \lambda} \lambda_0 + \lambda' m \quad \text{s.t.} \quad \lambda_0 + \lambda' g(b) \geq r(b, \chi) \text{ for all } b \in \mathbb{R}$$

and the above optimization problem has a finite solution. Thus, for m in this neighborhood of m^* , $\rho_g(\chi; m)$ is the infimum of a collection of affine functions of m , which implies that it is concave function of m (Boyd and Vandenberghe, 2004, p. 81). By concavity, $\rho_g(\chi; m)$ is also continuous as a function of m in this neighborhood of m^* . \square

Lemma D.5. Suppose that μ is in the interior of the set of values of $\int g(b) dF(b)$ as F ranges over all probability measures with respect to the Borel sigma algebra, where $g : \mathbb{R} \rightarrow \mathbb{R}^p$. Then $(1, \mu)'$ is in the interior of the set of values of $\int (1, g(b))' dF(b)$ as F ranges over all measures with respect to the Borel sigma algebra.

Proof. Let μ be in the interior of the set of values of $\int g(b) dF(b)$ as F ranges over all probability measures with respect to the Borel sigma algebra. We need to show that, for any $a, \tilde{\mu}$ with $(a, \tilde{\mu})'$ close enough to $(1, \mu)'$, there exists a measure F such that $\int (1, g(b))' dF(b) = (a, \tilde{\mu})'$. To this end, note that, $\tilde{\mu}/a$ can be made arbitrarily close to μ by making $(a, \tilde{\mu})'$ close

to $(1, \mu')$. Thus, for $(a, \tilde{\mu}')$ close enough to $(1, \mu')$, there exists a probability measure \tilde{F} with $\int g(b) d\tilde{F}(b) = \tilde{\mu}/a$. Let F be the measure defined by $F(A) = a\tilde{F}(A)$ for any measurable set A . Then $\int (1, g(b)')' dF(b) = a \int (1, g(b)')' d\tilde{F}(b) = (a, \tilde{\mu})$. This completes the proof. \square

Lemma D.6. *Let M be any compact subset of the interior of the set of values of $\int g(b) dF(b)$, where F ranges over all measures on \mathbb{R} with the Borel σ -algebra. Suppose that $\lim_{b \rightarrow \infty} g_j(b) = \lim_{b \rightarrow -\infty} g_j(b) = \infty$ and $\inf_b g_j(b) \geq 0$ for some j . Then $\lim_{\chi \rightarrow \infty} \sup_{m \in M} \rho_g(\chi; m) = 0$ and $\rho_g(\chi; m)$ is uniformly continuous with respect to $(\chi, m)'$ on the set $[0, \infty) \times M$.*

Proof. The first claim (that $\lim_{\chi \rightarrow \infty} \sup_{m \in M} \rho_g(\chi; m) = 0$) follows by Markov's inequality and compactness of M . Given $\varepsilon > 0$, let $\bar{\chi}$ be large enough so that $\rho_g(\chi; m) < \varepsilon$ for all $\chi \in [\bar{\chi}, \infty)$ and all $m \in M$. By Lemma D.4, $\rho_g(\chi; m)$ is continuous on $[0, \bar{\chi} + 1] \times M$, so, since $[0, \bar{\chi} + 1] \times M$ is compact, it is uniformly continuous on this set. Thus, there exists δ such that, for any χ, m and $\tilde{\chi}, \tilde{m}$ with $\chi, \tilde{\chi} \leq \bar{\chi} + 1$ and $\|(\tilde{\chi}, \tilde{m}') - (\chi, m)'\| \leq \delta$, we have $|\rho_g(\chi; m) - \rho_g(\tilde{\chi}; \tilde{m})| < \varepsilon$. If we also set $\delta < 1$, then, if either $\chi \geq \bar{\chi} + 1$ or $\tilde{\chi} \geq \bar{\chi} + 1$ we must have both $\chi \geq \bar{\chi}$ and $\tilde{\chi} \geq \bar{\chi}$, so that $\rho_g(\tilde{\chi}; \tilde{m}) < \varepsilon$ and $\rho_g(\chi; m) < \varepsilon$, which also implies $|\rho_g(\chi; m) - \rho_g(\tilde{\chi}; \tilde{m})| < \varepsilon$. This completes the proof. \square

For any $\varepsilon > 0$, let

$$\bar{\rho}_g(\chi; m, \varepsilon) = \sup_{\tilde{m} \in B_\varepsilon(m)} \rho_g(\chi; \tilde{m}) \quad \text{and} \quad \underline{\rho}_g(\chi; m, \varepsilon) = \inf_{\tilde{m} \in B_\varepsilon(m)} \rho_g(\chi; \tilde{m}).$$

Lemma D.7. *Let M be any compact subset of the interior of the set of values of $\int g(b) dF(b)$, where F ranges over all measures on \mathbb{R} with the Borel σ -algebra and suppose $\lim_{b \rightarrow \infty} g_j(b) = \lim_{b \rightarrow -\infty} g_j(b) = \infty$ and $\inf_b g_j(b) \geq 0$ for some j . Then, for ε smaller than a constant that depends only on M , the functions $\bar{\rho}_g(\chi; m, \varepsilon)$ and $\underline{\rho}_g(\chi; m, \varepsilon)$ are continuous in χ . Furthermore, we have $\lim_{\varepsilon \rightarrow 0} \sup_{\chi \in [0, \infty), m \in M} [\bar{\rho}_g(\chi; m, \varepsilon) - \underline{\rho}_g(\chi; m, \varepsilon)] = 0$.*

Proof. For ε smaller than a constant that depends only on M , the set $\cup_{m \in M} B_\varepsilon(m)$ is contained in another compact subset of the interior of the set of values of $\int g(b) dF(b)$, where F ranges over all measures on \mathbb{R} with the Borel σ -algebra. The result then follows from Lemma D.6, where, for the first claim, we use the fact that $|\bar{\rho}_g(\chi; m, \varepsilon) - \bar{\rho}_g(\tilde{\chi}; m, \varepsilon)| \leq \sup_{\tilde{m} \in B_\varepsilon(m)} |\rho_g(\chi; \tilde{m}) - \rho_g(\tilde{\chi}; \tilde{m})|$ and similarly for $\underline{\rho}_g$. \square

We now prove Theorem C.1. Given $\mathcal{X} \in \mathcal{A}$ and $\varepsilon > 0$, let m_1, \dots, m_J and $\mathcal{X}_1, \dots, \mathcal{X}_J$ be as in Assumption C.3. Let $\underline{\chi}_j = \min\{\chi : \underline{\rho}_g(\chi; m_j, 2\varepsilon) \leq \alpha\}$. For $\hat{m}_i \in B_{2\varepsilon}(m_j)$, we have $\underline{\rho}_g(\chi; m_j, 2\varepsilon) \leq \rho_g(\chi; \hat{m}_i)$ for all χ , so that, using the fact that $\underline{\rho}_g(\chi; m_j, 2\varepsilon)$ and $\rho_g(\chi; \hat{m}_i)$ are weakly decreasing in χ , we have $\underline{\chi}_j \leq \hat{\chi}_i$. Thus, letting $\tilde{\chi}^{(n)}$ denote the sequence with

i th element equal to $\underline{\chi}_j$ when $\tilde{X}_i \in \mathcal{X}_j$, we have

$$\begin{aligned} ANC_n(\hat{\chi}^{(n)}; \mathcal{X}) &\leq \max_{1 \leq j \leq J} ANC_n(\tilde{\chi}^{(n)}; \mathcal{X}_j) \\ &\leq \max_{1 \leq j \leq J} \left[\frac{1}{N_{\mathcal{X}_j, n}} \sum_{i \in \mathcal{I}_{\mathcal{X}_j, n}} \mathbb{I}\{\hat{m}_i \notin B_{2\varepsilon}(m_j)\} + \frac{1}{N_{\mathcal{X}_j, n}} \sum_{i \in \mathcal{I}_{\mathcal{X}_j, n}} \mathbb{I}\{|Z_i| > \underline{\chi}_j\} \right]. \end{aligned}$$

The first term is bounded by $\frac{1}{N_{\mathcal{X}_j, n}} \sum_{i \in \mathcal{I}_{\mathcal{X}_j, n}} \mathbb{I}\{\|\hat{m}_i - m(\tilde{X}_i)\| > \varepsilon\}$ since, for $i \in \mathcal{I}_{\mathcal{X}_j, n}$, we have $\|\hat{m}_i - m_j\| \leq \varepsilon + \|\hat{m}_i - m(\tilde{X}_i)\|$. This converges in probability (and expectation) to zero under \tilde{P} by Assumption C.2. By Lemma D.3, the second term is equal to, letting $F_{j, n}$ denote the empirical distribution of the $b_{i, n}$'s for i with $x_i \in \mathcal{X}_j$,

$$\int r(b, \underline{\chi}_j) dF_{j, n}(b) + R_n \leq \bar{\rho}_g(\underline{\chi}_j; \mu_j, 2\varepsilon) + R_n$$

where R_n is a term such that $E_{\tilde{P}} R_n \rightarrow 0$ and such that, if $Z_i - \tilde{b}_i$ is independent over i under \tilde{P} , then R_n converges in probability to zero under \tilde{P} . The result will now follow if we can show that $\max_{1 \leq j \leq J} [\bar{\rho}_g(\underline{\chi}_j; \mu_j, 2\varepsilon) - \alpha]$ can be made arbitrarily small by making ε small. This holds by Lemma D.7 and the fact that $\underline{\rho}_g(\underline{\chi}_j; \mu_j, 2\varepsilon) \leq \alpha$ by construction.

D.7 Proof of Theorem C.2

To prove Theorem C.2, we will verify the conditions of Theorem C.1 with \mathcal{A} given in Assumption C.7, $m_j(\tilde{X}_i) = c(\gamma, \sigma_i)^{\ell_j} \mu_{0, \ell_j}$, $\tilde{b}_i = c(\hat{\gamma}, \hat{\sigma}_i)(\theta_i - \hat{X}_i' \hat{\delta})$ and $b_{i, n} = c(\gamma, \sigma_i)(\theta_i - X_i' \delta)$ where $c(\gamma, \sigma) = \frac{w(\gamma, \sigma) - 1}{w(\gamma, \sigma) \sigma}$. The first part of Assumption C.1 is immediate from Assumption C.5 since $Z_i - \tilde{b}_i = (Y_i - \theta_i) / \hat{\sigma}_i$. For the second part, we have

$$\begin{aligned} \tilde{b}_i - b_{i, n} &= c(\hat{\gamma}, \hat{\sigma}_i)(\theta_i - \hat{X}_i' \hat{\delta}) - c(\gamma, \sigma_i)(\theta_i - X_i' \delta) \\ &= [c(\hat{\gamma}, \hat{\sigma}_i) - c(\gamma, \sigma_i)](\theta_i - X_i' \delta) + c(\hat{\gamma}, \hat{\sigma}_i) \cdot [(\hat{X}_i - X_i)' \hat{\delta} - X_i'(\delta - \hat{\delta})]. \end{aligned}$$

For $\|\theta_i\| + \|X_i\| \leq C$, the above expression is bounded by

$$[c(\hat{\gamma}, \hat{\sigma}_i) - c(\gamma, \sigma_i)] \cdot (\|\delta\| + 1) \cdot C + c(\hat{\gamma}, \hat{\sigma}_i) \left[\|\hat{\delta} - \delta\| \cdot C + \|\hat{X}_i - X_i\| \cdot (C + \|\hat{\delta} - \delta\|) \right].$$

By uniform continuity of $c(\cdot)$ on an open set containing $\{\gamma\} \times \mathcal{S}_1$, for every $\varepsilon > 0$ there exists $\eta > 0$ such that $\|(\hat{\sigma}_i - \sigma_i, \hat{\gamma} - \gamma, \hat{\delta}' - \delta', \hat{X}_i' - X_i')\| \leq \eta$ implies that the absolute value of the above display is less than ε . Thus, for any $\mathcal{X} \in \mathcal{A}$,

$$\begin{aligned}
& \lim_{n \rightarrow \infty} \frac{1}{N_{\mathcal{X},n}} \sum_{i \in \mathcal{I}_{\mathcal{X},n}} \tilde{P}(|\tilde{b}_i - b_{i,n}| \geq \varepsilon) \\
& \leq \lim_{n \rightarrow \infty} \frac{1}{N_{\mathcal{X},n}} \sum_{i \in \mathcal{I}_{\mathcal{X},n}} \tilde{P}(\|(\hat{\sigma}_i - \sigma_i, \hat{\gamma} - \gamma, \hat{\delta}' - \delta', \hat{X}'_i - X'_i)'\| > \eta) \mathbb{I}\{\|\theta_i\| + \|X_i\| \leq C\} \\
& \quad + \limsup_{n \rightarrow \infty} \frac{1}{N_{\mathcal{X},n}} \sum_{i \in \mathcal{I}_{\mathcal{X},n}} \mathbb{I}\{\|\theta_i\| + \|X_i\| > C\}.
\end{aligned}$$

The first limit is zero by Assumption C.6. The last limit converges to zero as $C \rightarrow \infty$ by the second part of Assumption C.7 and Markov's inequality. This completes the verification of Assumption C.5.

We now verify Assumption C.2. Given $\mathcal{X} \in \mathcal{A}$ and given $\varepsilon > 0$, we can partition \mathcal{X} into sets $\mathcal{X}_1, \dots, \mathcal{X}_J$ such that, for some c_1, \dots, c_J , we have $|c(\gamma, \sigma_i)^{\ell_k} - c_j^{\ell_k}| < \varepsilon$ for all $k = 1, \dots, p$ whenever $i \in \mathcal{I}_{\mathcal{X}_j,n}$ for some j . Thus, for each j and k ,

$$\begin{aligned}
\frac{1}{N_{\mathcal{X}_j,n}} \sum_{i \in \mathcal{I}_{\mathcal{X}_j,n}} b_{i,n}^{\ell_k} - m_k(\tilde{X}_i) &= \frac{1}{N_{\mathcal{X}_j,n}} \sum_{i \in \mathcal{I}_{\mathcal{X}_j,n}} c(\gamma, \sigma_i)^{\ell_k} [(\theta_i - X'_i \delta)^{\ell_k} - \mu_{0,\ell_k}] \\
&= c_j^{\ell_k} \cdot \frac{1}{N_{\mathcal{X}_j,n}} \sum_{i \in \mathcal{I}_{\mathcal{X}_j,n}} [(\theta_i - X'_i \delta)^{\ell_k} - \mu_{0,\ell_k}] \\
& \quad + \frac{1}{N_{\mathcal{X}_j,n}} \sum_{i \in \mathcal{I}_{\mathcal{X}_j,n}} [c(\gamma, \sigma_i)^{\ell_k} - c_j^{\ell_k}] [(\theta_i - X'_i \delta)^{\ell_k} - \mu_{0,\ell_k}].
\end{aligned}$$

Under Assumption C.7, the first term converges to 0 and the second term is bounded up to an $o(1)$ term by ε times a constant that depends only on K . Since the absolute value of $\frac{1}{N_{\mathcal{X},n}} \sum_{i \in \mathcal{I}_{\mathcal{X},n}} b_{i,n}^{\ell_k} - m_k(\tilde{X}_i)$ is bounded by the maximum over j of the absolute value of the above display, and since ε can be chosen arbitrarily small, the first part of Assumption C.2 follows.

For the second part of Assumption C.2, we have $\hat{m}_{i,k} - m_k(\tilde{X}_i) = c(\gamma, \sigma_i) \hat{\mu}_{\ell_j} - c(\gamma, \sigma_i)^{\ell_j} \mu_{0,\ell_j}$. By uniform continuity of $(\tilde{\gamma}', \sigma, \mu_{\ell_1}, \dots, \mu_{\ell_p})' \mapsto (c(\gamma, \sigma_i)^{\ell_1} \mu_{\ell_1}, \dots, c(\gamma, \sigma_i)^{\ell_p} \mu_{\ell_p})'$ in an open set containing $\{\gamma\} \times \mathcal{S}_1 \times \{(\mu_{0,\ell_1}, \dots, \mu_{0,\ell_p})'\}$, for any $\varepsilon > 0$, there exists $\eta > 0$ such that $\|(\hat{\gamma}' - \gamma', \hat{\sigma}_i - \sigma, \hat{\mu}_{\ell_1} - \mu_{0,\ell_1}, \dots, \hat{\mu}_{\ell_p} - \mu_{0,\ell_p})\| < \eta$ implies $\|\hat{m}_{i,k} - m_k(\tilde{X}_i)\| < \varepsilon$. Thus,

$$\max_{1 \leq i \leq n} \tilde{P}(\|\hat{m}_i - m(\tilde{X}_i)\| \geq \varepsilon) \leq \max_{1 \leq i \leq n} \tilde{P}(\|(\hat{\gamma}' - \gamma', \hat{\sigma}_i - \sigma, \hat{\mu}_{\ell_1} - \mu_{0,\ell_1}, \dots, \hat{\mu}_{\ell_p} - \mu_{0,\ell_p})\| < \eta),$$

which converges to zero by Assumptions C.6 and C.7. This completes the verification of Assumption C.2.

Assumption C.3 follows immediately from compactness of the set $\mathcal{S}_1 \times \dots \times \mathcal{S}_1$ and uniform continuity of $m(\cdot)$ on this set. Assumption C.4 follows from Assumption C.7 and Lemma D.8

below. This completes the proof of Theorem C.2.

Lemma D.8. *Suppose that, as F ranges over all probability measures with respect to the Borel sigma algebra, $(\mu_{\ell_1}, \dots, \mu_{\ell_p})'$ is interior to the set of values of $\int (b^{\ell_1}, \dots, b^{\ell_p})' dF(b)$. Let $c \in \mathbb{R}$. Then, as F ranges over all probability measures with respect to the Borel sigma algebra, $(c^{\ell_1} \mu_{\ell_1}, \dots, c^{\ell_p} \mu_{\ell_p})'$ is also in the interior of the set of values of $\int (b^{\ell_1}, \dots, b^{\ell_p})' dF(b)$.*

Proof. We need to show that, for any vector r with $\|r\|$ small enough, there exists a probability measure F such that $\int (b^{\ell_1}, \dots, b^{\ell_p})' dF(b) = (c^{\ell_1} \mu_{\ell_1} + r_1, \dots, c^{\ell_p} \mu_{\ell_p} + r_p)'$. Let $\tilde{\mu}_{\ell_k} = \mu_{\ell_k} + r_k / c^{\ell_k}$. For $\|r\|$ small enough, there exists a probability measure \tilde{F} with $\int b^{\ell_k} d\tilde{F}(b) = \tilde{\mu}_{\ell_k}$ for each k . Let F denote the probability measure of cB when B is a random variable distributed according to \tilde{F} . Then $\int b^{\ell_k} dF(b) = c^{\ell_k} \int b^{\ell_k} d\tilde{F} = c^{\ell_k} \tilde{\mu}_{\ell_k} = c^{\ell_k} \mu_{\ell_k} + r_k$ as required. \square

Appendix E Details for simulations and applications

Supplemental Appendix E.1 gives details on the Monte Carlo designs in Section 4.4. Supplemental Appendix E.2 considers an additional Monte Carlo exercise calibrated to the empirical application in Section 6.1. Supplemental Appendices E.3 and E.4 gives additional details on the neighborhood effects and factor model applications in Sections 6.1 and 6.2, respectively.

E.1 Details for homoskedastic simulation designs

The homoskedastic simulation results reported in Section 4.4 consider the following six distributions for θ_i , each of which satisfies $\text{var}(\theta_i) = \mu_2$:

1. Normal (kurtosis $\kappa = 3$): $\theta_i \sim N(0, \mu_2)$.
2. Scaled chi-squared ($\kappa = 15$): $\theta_i \sim \sqrt{\mu_2/2} \times \chi^2(1)$.
3. 2-point ($\kappa = 1/(0.9 \times 0.1) - 3 \approx 8.11$):

$$\theta_i \sim \begin{cases} 0 & \text{w.p. } 0.9, \\ \sqrt{\mu_2/(0.9 \times 0.1)} & \text{w.p. } 0.1. \end{cases}$$

4. 3-point ($\kappa = 2$):

$$\theta_i \sim \begin{cases} -\sqrt{\mu_2/0.5} & \text{w.p. } 0.25, \\ 0 & \text{w.p. } 0.5, \\ \sqrt{\mu_2/0.5} & \text{w.p. } 0.25. \end{cases}$$

5. Least favorable for robust EBCI: The (asymptotically) least favorable distribution for the robust EBCI that exploits only second moments, i.e.,

$$\theta_i \sim \begin{cases} -\sqrt{\mu_2 / \min\{\frac{m_2}{t_0(m_2, \alpha)}, 1\}} & \text{w.p. } \frac{1}{2} \min\{\frac{m_2}{t_0(m_2, \alpha)}, 1\}, \\ 0 & \text{w.p. } 1 - \min\{\frac{m_2}{t_0(m_2, \alpha)}, 1\}, \\ \sqrt{\mu_2 / \min\{\frac{m_2}{t_0(m_2, \alpha)}, 1\}} & \text{w.p. } \frac{1}{2} \min\{\frac{m_2}{t_0(m_2, \alpha)}, 1\}, \end{cases}$$

where $m_2 = 1/\mu_2$, and $t_0(m_2, \alpha)$ is the number defined in Proposition B.1 with $\chi = \text{cva}_\alpha(m_2)$. The kurtosis $\kappa(\mu_2, \alpha) = 1/\min\{\frac{1/\mu_2}{t_0(1/\mu_2, \alpha)}, 1\}$ depends on μ_2 and α .

6. Least favorable for parametric EBCI: The (asymptotically) least favorable distribution for the parametric EBCI. This is the same distribution as above, except that now $t_0(m_2, \alpha)$ is the number defined in Proposition B.1 with $\chi = z_{1-\alpha/2}/\sqrt{\mu_2/(1+\mu_2)}$.

E.2 Heteroskedastic design

We now provide average coverage and length results for a heteroskedastic simulation design. We base the design on the effect estimates and standard errors obtained in the empirical application in Section 6.1. Let $(\hat{\theta}_i, \hat{\sigma}_i)$, $i = 1, \dots, n$, denote the $n = 595$ baseline shrinkage point estimates and associated standard errors from this application. Note for reference that $E_n[\hat{\theta}_i] = 0.0602$, and $E_n[(\hat{\theta}_i - \bar{\theta})^2] \times E_n[1/\hat{\sigma}_i^2] = 0.6698$, where E_n denotes the sample mean.

The simulation design imposes independence of θ_i and σ_i , consistent with the moment independence assumption required by our baseline EBCI procedure, see Remark 3.2. We calibrate the design to match one of three values for the signal-to-noise ratio $E[\varepsilon_i^2/\sigma_i^2] \in \{0.1, 0.5, 1\}$. Specifically, a simulation sample $(Y_i, \theta_i, \sigma_i)$, $i = 1, \dots, n$, is created as follows:

1. Sample $\tilde{\theta}_i$, $i = 1, \dots, n$, with replacement from the empirical distribution $(\hat{\theta}_j)$, $j = 1, \dots, n$.
2. Sample σ_i , $i = 1, \dots, n$, with replacement from the empirical distribution $(\hat{\sigma}_j)$, $j = 1, \dots, n$.
3. Compute $\theta_i = \bar{\theta} + \sqrt{m/c} \times (\tilde{\theta}_i - \bar{\theta})$, $i = 1, \dots, n$. Here m is the desired population value of $E[\varepsilon_i^2/\sigma_i^2]$ and $c = 0.6698$.
4. Draw $Y_i \stackrel{\text{indep}}{\sim} N(\theta_i, \sigma_i^2)$, $i = 1, \dots, n$.

The kurtosis of θ_i equals the sample kurtosis of $\hat{\theta}_i$, which is 3.0773. We use precision weights $\omega_i = \sigma_i^{-2}$ when computing the EBCIs, as in Section 6.1.

Table S1: Monte Carlo simulation results: heteroskedastic design.

n	Robust, μ_2 only		Robust, μ_2 & κ		Parametric	
	Oracle	Baseline	Oracle	Baseline	Oracle	Baseline
Panel A: Average coverage (%), minimum across 3 DGPs						
595	98.9	96.0	96.1	96.0	94.3	85.7
Panel B: Relative average length, average across 3 DGPs						
595	1.56	1.51	1.00	1.48	0.89	0.86

Notes: Nominal average confidence level $1 - \alpha = 95\%$. Top row: type of EBCI procedure. “Oracle”: true μ_2 and κ (but not δ) known. “Baseline”: $\hat{\mu}_2$ and $\hat{\kappa}$ estimates as in Section 3.2. For each DGP, “average coverage” and “average length” refer to averages across observations $i = 1, \dots, n$ and across 5,000 Monte Carlo repetitions. Average CI length is measured relative to the oracle robust EBCI that exploits μ_2 and κ .

Table S1 shows that our baseline implementation of the 95% robust EBCI achieves average coverage above the nominal confidence level, regardless of the signal-to-noise ratio $E[\varepsilon_i^2/\sigma_i^2] \in \{0.1, 0.5, 1\}$. This contrasts with the feasible version of the parametric EBCI, which under-covers by 9.3 percentage points.

E.3 Neighborhood effects

Figure S1 gives a plot analogous to that in Figure 6, but for children with parents at the 75th percentile of the income distribution.

Figure S2 gives a plot of the density of the t -statistics $Y_i/\hat{\sigma}_i$, with a normal density overlaid. It is clear from the figure that the left tail has more mass than the normal density, which explains the high kurtosis estimates in Table 2.

E.4 Structural change in the Eurozone

E.4.1 Data

To enhance cross-country comparability, we use only data sets maintained by Eurostat, the BIS, and the OECD, rather than supplementing with data from national statistical agencies. We discard any time series that are available for fewer than 15 years. Tables S2 and S3 list the variables and countries in the data set, respectively. If not already seasonally adjusted, we apply the X13-ARIMA-SEATS seasonal adjustment procedure to all variables other than asset prices. In the pre-2008 sample, 4.2% of the observations are missing (24% of series have

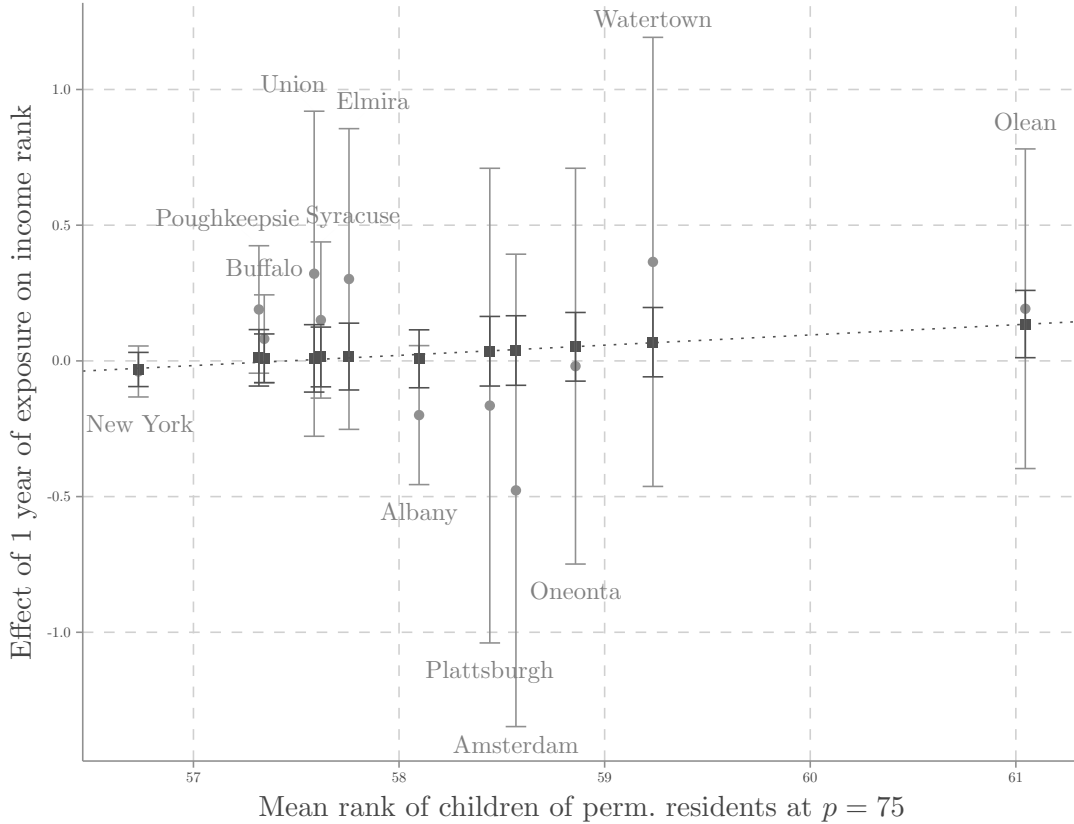


Figure S1: Neighborhood effects for New York and 90% robust EBCIs for children with parents at the $p = 75$ percentile of national income distribution, plotted against mean outcomes of permanent residents. Gray lines correspond to CIs based on unshrunk estimates represented by circles, and black lines correspond to robust EBCIs based on EB estimates represented by squares that shrink towards a dotted regression line based on permanent residents' outcomes. Baseline implementation as in Section 3.2.

at least one missing observation). We impute the missing observations in the way suggested by [Stock and Watson \(2016, section 2.3.4.1\)](#): First, we estimate a DFM on the non-missing data, then we regress the series with missing observations on the newly obtained principal components and impute the missing observations using this regression, then we go back and re-estimate the DFM on the now-balanced panel, then we re-impute the originally missing observations through regressions on the new factors, and so on until numerical convergence. For simplicity, we ignore any error induced by the imputation.

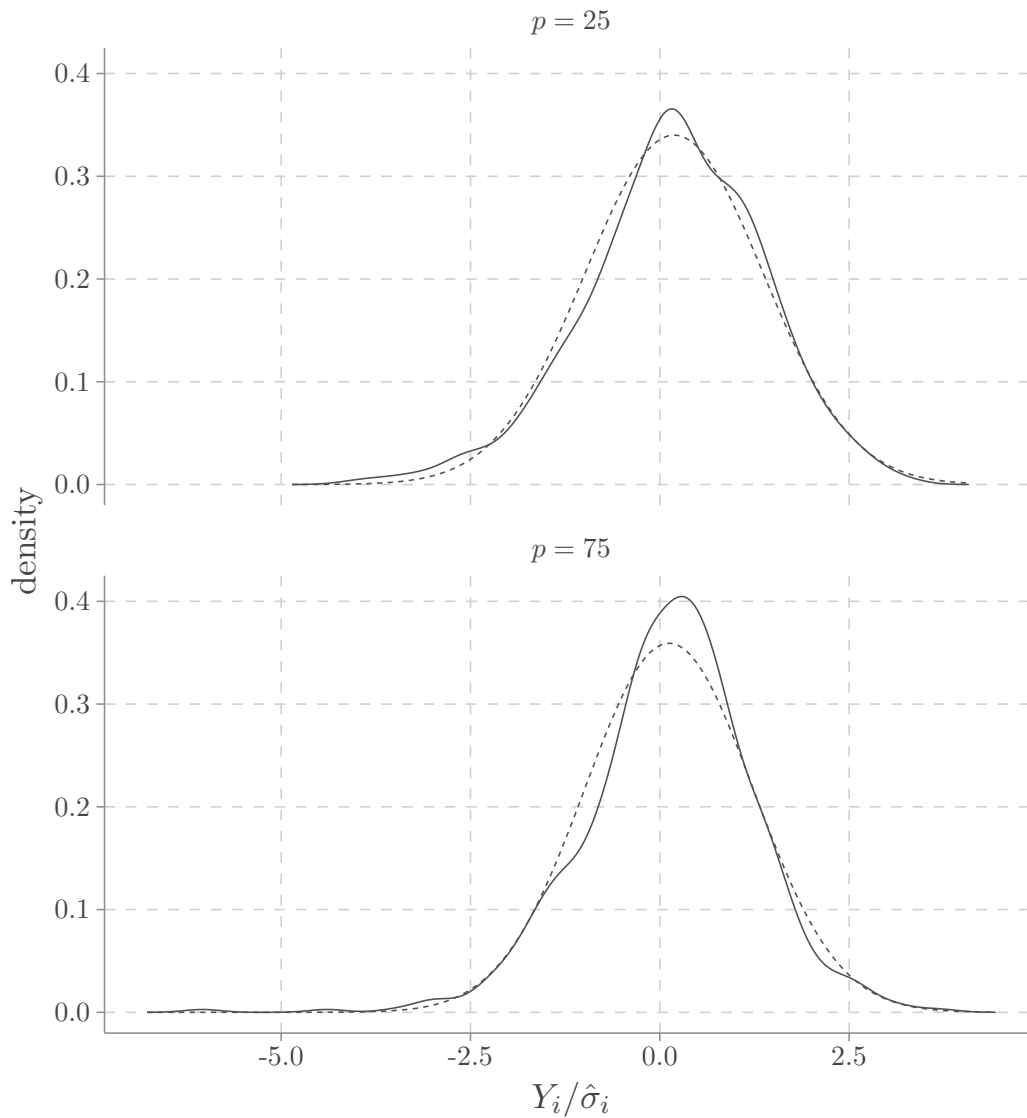


Figure S2: Estimated density of t -statistics $Y_i/\hat{\sigma}_i$ for neighborhood effects for children with parents at the $p = 25$ and $p = 75$ percentile of national income distribution. Dashed line overlays a normal density. Bandwidth selected using the Silverman rule of thumb.

Table S2: Variables in the data set used in the Eurozone DFM application.

Code	Series	Source	Stat. transf.	#countries
CA	current account divided by GDP	Eurostat	Δ	16
CAPUTIL	capacity utilization	Eurostat	none	18
CONS	real consumption	Eurostat	$\Delta\log$	18
CONSCONF	consumer confidence index	Eurostat	none	19
CPI	consumer price index	Eurostat	$\Delta^2\log$	19
CREDITHH	credit to households divided by GDP	BIS	$\Delta\log$	12
CREDITNFB	credit to non-fin. bus. divided by GDP	BIS	$\Delta\log$	12
EUR	euro exchange rate	Eurostat	$\Delta\log$	5 currencies
GDP	real GDP	Eurostat	$\Delta\log$	18
GOVBOND	10-yr gov't rate vs. 3-month EZ rate	Eurostat	Δ	18
HOUSEP	nominal house price index	BIS	$\Delta\log$	11
INT3M	3-month EZ interest rate	Eurostat	Δ	1 (EZ)
INTDD	overnight EZ interest rate	Eurostat	Δ	1 (EZ)
OILBRENT	Brent crude oil price	U.S. EIA	$\Delta\log$	1 (EZ)
STOCKP	stock price index	OECD	$\Delta\log$	15
UNEMPRATE	unemployment rate	Eurostat	none	19
WAGE	nominal wage index	Eurostat	$\Delta\log$	18

Notes: *Code:* series codes. *Stat. transf.:* stationarity transformation method. The 5 currencies for the euro exchange rates (EUR) are against the Swiss Franc (CHF), Chinese Yuan (CNY), British Pound (GBP), Japanese Yen (JPY), and United States Dollar (USD).

Table S3: Countries in the dataset used in the Eurozone DFM application.

Code	Country	#series	Code	Country	#series
AT	Austria	13	IT	Italy	13
BE	Belgium	13	LT	Lithuania	10
CY	Cyprus	8	LU	Luxembourg	12
DE	Germany	12	LV	Latvia	9
EE	Estonia	9	MT	Malta	8
ES	Spain	13	NL	Netherlands	13
FI	Finland	13	PT	Portugal	12
FR	France	13	SI	Slovenia	10
GR	Greece	12	SK	Slovakia	7
IE	Ireland	13	EZ	Eurozone	8

Notes: The “EZ” row lists the number of Eurozone-wide series. The “#series” columns list the number of country-specific series.

E.4.2 Model, estimation and inference

We assume that the n observed times series $z_{i,t}$ are driven by a small number r of common factors $f_t = (f_{1,t}, \dots, f_{r,t})'$, where $i = 1, \dots, n$ and $t = 1, \dots, T$. The data $z_{i,t}$ are given by the $n = 221$ country-specific or Eurozone-wide series described above. Specifically, we consider a Dynamic Factor model with a potential break in the factor loadings at a known date $t = T_0 + 1$ ($= 2009q1$):

$$z_{i,t} = \begin{cases} \lambda_i^{(0)'} f_t + \epsilon_{i,t} & \text{if } t = 1, \dots, T_0, \\ \lambda_i^{(1)'} f_t + \epsilon_{i,t} & \text{if } t = T_0 + 1, \dots, T. \end{cases}$$

Here $\lambda_i^{(0)}, \lambda_i^{(1)} \in \mathbb{R}^r$ are the pre- and post-break factor loadings, respectively. In our data, $T_0 = T - T_0 = 40$ quarters. We assume that the idiosyncratic errors $\epsilon_{i,t}$ are weakly correlated across t and across i , as well as weakly correlated with the common factors f_t (see [Bai and Ng, 2008](#), for standard assumptions). We do not require $\epsilon_{i,t}$ to be stationary across the break date, and its variance, for example, is allowed to change after time T_0 .

We normalize the first factor as being the latent factor driving Eurozone-wide GDP growth (the “named factor” normalization, cf. [Stock and Watson, 2016](#)). Let the scalar time series s_t denote real aggregate GDP growth in the 19 current Eurozone countries. Then

$$s_t = f_{1,t} + u_t, \quad t = 1, \dots, T, \tag{S13}$$

where u_t is weakly stationary within the two subsamples and uncorrelated with all factors f_t and idiosyncratic errors $\epsilon_{i,t}$. That is, we identify Eurozone-wide GDP growth s_t as being driven solely (and one-for-one) by the first latent factor $f_{1,t}$, which we thus interpret as an Eurozone-wide real activity factor. Because we are only interested in the loadings on this factor, we do not need further normalizations, except that we impose the conventional assumption that the r factors are mutually uncorrelated.

Our parameters of interest are the structural breaks in the loadings of each series on the Eurozone-wide real activity factor $f_{1,t}$,

$$\theta_i = \lambda_{i,1}^{(1)} - \lambda_{i,1}^{(0)}, \quad i = 1, \dots, n.$$

Following conventional practice (Stock and Watson, 2016), before analysis, all series $\{s_t\}$ and $\{z_{i,t}\}_t$, $i = 1, \dots, n$, have been standardized to each have sample mean 0 and sample variance 1. Hence, the magnitudes of θ_i can be meaningfully compared across different series i . We estimate θ_i as follows:

1. Estimate the DFM separately on the two subsamples (before and after T_0) by applying principal components to the data $\{z_{i,t}\}_{i,t}$, cf. Stock and Watson (2016). We choose the number r of factors using the “ IC_{p2} ” information criterion of Bai and Ng (2002). This criterion selects 5 and 4 factors on the early and late subsample, respectively, although the scree plot is flat around the optimum. Thus, we conservatively set $r = 6$ on both subsamples. Let $\hat{f}_t^{(j)}$ denote the principal component factor estimates from subsamples $j = 0, 1$.
2. For each series $i = 1, \dots, n$ and each subsample $j = 0, 1$, estimate $\lambda_i^{(j)}$ by running a two-stage least squares (2SLS) regression of $z_{i,t}$ on s_t , with the r instruments given by \hat{f}_t . Call the coefficient estimate $\hat{\lambda}_i^{(j)}$.
3. Compute the preliminary estimator $Y_i = \hat{\lambda}_{i,1}^{(1)} - \hat{\lambda}_{i,1}^{(0)}$, $i = 1, \dots, n$.

This estimator is consistent as $n, T_0, (T - T_0) \rightarrow \infty$ under conditions similar to those stated in Bai and Ng (2008), since (i) the principal components \hat{f}_t consistently estimate the linear space spanned by the true factors f_t , and (ii) the fitted value from the first stage of the 2SLS regression is a consistent estimate of $f_{1,t}$ by the normalization (S13). We compute standard errors for $\hat{\lambda}_{i,1}^{(j)}$ using the usual 2SLS formula, with a Newey-West correction for serial correlation of u_t (bandwidth = 8 lags). The standard errors $\hat{\sigma}_i$ for Y_i are obtained by assuming independence of the two subsamples (weak dependence would suffice in practice).

References

- Bai, J. and Ng, S. (2002). Determining the number of factors in approximate factor models. *Econometrica*, 70(1):191–221.
- Bai, J. and Ng, S. (2008). Large Dimensional Factor Analysis. *Foundations and Trends in Econometrics*, 3(2):89–163.
- Boyd, S. P. and Vandenberghe, L. (2004). *Convex Optimization*. Cambridge University Press.
- Lehmann, E. L. and Romano, J. P. (2005). *Testing Statistical Hypotheses*. Springer, New York, NY, 3rd edition.
- Rockafellar, R. T. (1970). *Convex Analysis*. Princeton University Press, Princeton, NJ.
- Smith, J. E. (1995). Generalized Chebychev inequalities: Theory and applications in decision analysis. *Operations Research*, 43(5):807–825.
- Stock, J. H. and Watson, M. W. (2016). Factor models and structural vector autoregressions in macroeconomics. In Taylor, J. B. and Uhlig, H., editors, *Handbook of Macroeconomics*, volume 2, pages 415–525. Elsevier.
- van der Vaart, A. (1998). *Asymptotic Statistics*. Cambridge University Press, New York, NY.