

Characterizing Random-singlet State in Two-dimensional Frustrated Quantum Magnets and Implications for the Double Perovskite $\text{Sr}_2\text{CuTe}_{1-x}\text{W}_x\text{O}_6$

Huan-Da Ren¹, Tian-Yu Xiong¹, Han-Qing Wu^{2,*}, D. N. Sheng^{3,†} and Shou-Shu Gong^{1‡}

¹Department of Physics, Beihang University, Beijing, 100191, China

²School of Physics, Sun Yat-Sen University, Guangzhou, 510275, China

³Department of Physics and Astronomy, California State University Northridge, Northridge, California 91330, USA

Motivated by experimental observation of the non-magnetic phase in the compounds with frustration and disorder, we study the ground state of the spin-1/2 square-lattice Heisenberg model with randomly distributed nearest-neighbor J_1 and next-nearest-neighbor J_2 couplings. By using the density matrix renormalization group (DMRG) calculation on cylinder system with circumference up to 10 lattice sites, we identify a disordered phase between the Néel and stripe magnetic phase with growing J_2/J_1 in the presence of strong randomness. The vanished spin-freezing parameter indicates the absent spin glass order. The large-scale DMRG results unveil the size-scaling behaviors of the spin-freezing parameter, the power-law decay of average spin correlation, and the exponential decay of typical spin correlation, which all agree with the corresponding behavior in the one-dimensional random singlet (RS) state and characterize the RS nature of this non-magnetic state. The DMRG simulation also opens new insight and opportunities for characterizing a class of non-magnetic states in two-dimensional frustrated magnets with disorder. We also compare with existing experiments and suggest more measurements for understanding the spin-liquid-like behavior in the double perovskite $\text{Sr}_2\text{CuTe}_{1-x}\text{W}_x\text{O}_6$.

Introduction. Spin liquid (SL) is an exotic quantum liquid state realized in frustrated magnets [1–5], which exhibits long-range entanglement and fractionalized excitations [6–8] and may have potential applications in quantum computation [9]. After extensive search for decades, spin-liquid-like behaviors have been reported in frustrated antiferromagnets [3–5]. In particular, most of the SL candidates have been characterized as gapless spin-liquid states in experiment [4, 10–16]. Nevertheless, theoretical studies have only established SL states in few highly frustrated models including kagome antiferromagnet and triangular-lattice Heisenberg models with competing interactions [3, 5]. Only considering frustrated interactions may be insufficient to account for the widely observed spin-liquid-like behaviors in materials.

Another common factor that may suppress magnetic order is disorder, which naturally exists in materials [11, 12, 17, 18]. Understanding disorder effect in two-dimensional (2d) frustrated systems is a longstanding challenge for theoretical study. In one dimension (1d), the strong-disorder renormalization group has established the infinite-randomness fixed point (IRFP) with infinite dynamic exponent, which describes the random singlet (RS) state in random spin chains [19–27]. A characteristic feature of the 1d RS state is the drastic difference between the average and typical spin correlations, which follow the r^{-2} power-law and the exponential decay respectively as a function of distance r due to the logarithmically broad probability distribution of spin correlation [23]. Recently, this state has been proposed to be realized in spin-chain compounds [28, 29]. In 2d, it has been shown in experiment that increased disorder can also melt magnetic order and induce spin-liquid-like behaviors [30–34]. Theoretically, although the IRFP has been found in few 2d systems [35–38], the disorder-induced states in general frustrated Heisenberg models are quite elusive [39, 40]. Recently, systematic exact diagonalization (ED) studies have unveiled a disordered phase driven by random couplings in various frustrated Heisenberg

models, which is conjectured to be a 2d RS state [41–47]. The ED results of the dynamical and thermodynamic properties of this state qualitatively agree with the predictions of gapless spin liquids [41–48]. Nonetheless, the characteristic properties of the RS state such as the scaling behaviors of spin correlations have not been addressed and it is unresolved whether this disordered phase is indeed a RS state or not. A recent quantum Monte Carlo (QMC) study on the random $J - Q$ model find a disordered state with the average spin correlation decaying algebraically as r^{-2} [49], which strongly indicates the RS nature of this state. However, the conclusion in this $J - Q$ model may not be directly applied to frustrated spin systems. Therefore, understanding the spin correlation behaviors is highly desired to identify the nature of the disorder-induced exotic state in 2d frustrated Heisenberg models.

In this Letter, we use the large-scale density matrix renormalization group (DMRG) calculation to address the characteristic behaviors of spin correlations in the disorder-induced phase. We study the spin-1/2 square-lattice Heisenberg model with the random nearest-neighbor (NN) J_1 and next-nearest-neighbor (NNN) J_2 couplings. This system is being considered to describe the spin-liquid-like phase in the double perovskite $\text{Sr}_2\text{CuTe}_{1-x}\text{W}_x\text{O}_6$ [50–57], which realizes simultaneous tuning of frustration and disorder by the random Te-W cation mixing. The pure $J_1 - J_2$ square Heisenberg model has a non-magnetic phase near $J_2/J_1 = 0.5$ due to strong frustration [58, 59]. With random couplings, recent ED study has found evidence for a disordered phase and a possible spin glass phase [46], without resolving the nature of the disordered phase. Based on the DMRG results, we identify a disordered phase without any magnetic order or spin glass order in the strong randomness regime. Furthermore, we unveil the $L_x^{-1/2}$ scaling of spin-freezing parameter with system length L_x , the r^{-2} power-law decay of average spin correlation, and the exponential decay of typical spin correlation, which all agree with the corresponding behavior in the 1d RS state [23]

and characterize the RS nature of this disordered state. The consistent r^{-2} behavior of average spin correlation also indicates that this RS state may belong to the same fixed point as the RS state in the $J-Q$ model, which demonstrates the robust universal behavior for such interacting and disorder systems. The vanished spin-freezing parameter in our model study implies that the spin glass order should be absent in the double perovskite $\text{Sr}_2\text{CuTe}_{1-x}\text{W}_x\text{O}_6$ at low temperature, which agrees with the results at $x = 0.5$ and calls for future μSR measurement for other mixing ratios at low temperature.

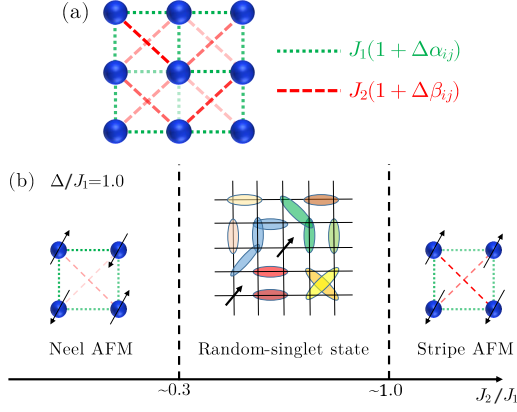


FIG. 1. Model Hamiltonian and quantum phase diagram of spin-1/2 $J_1 - J_2$ square-lattice Heisenberg model with random couplings. (a) The random NN J_1 (green bonds) and NNN J_2 (red bonds) couplings are uniformly distributed in the interval $\alpha_{ij}, \beta_{ij} \in [-1, 1]$. Δ is the strength of the randomness. (b) Quantum phase diagram of the model with growing J_2/J_1 and fixed $\Delta/J_1 = 1$, which shows a random-singlet phase between the Néel and stripe magnetic phase.

The model with random J_1, J_2 couplings is defined as

$$H = \sum_{\langle ij \rangle} J_1(1 + \Delta\alpha_{ij}) \mathbf{S}_i \cdot \mathbf{S}_j + \sum_{\langle\langle ij \rangle\rangle} J_2(1 + \Delta\beta_{ij}) \mathbf{S}_i \cdot \mathbf{S}_j, \quad (1)$$

where α_{ij} and β_{ij} denote the random variables uniformly distributing in the interval $[-1, 1]$, and Δ controls the randomness strength of the interval $[J_i(1 - \Delta), J_i(1 + \Delta)]$ ($i = 1, 2$). We set $J_1 = 1.0$ and choose $\Delta/J_1 = 1.0$ to focus on the strong randomness case. By using the DMRG with spin SU(2) symmetry [60, 61], we simulate the system on the cylinder geometry with the periodic boundary conditions along the circumference direction (y) and the open boundary conditions along the axis direction (x), with L_y and L_x being the numbers of sites along the two directions. We study the systems with L_y up to 10. To avoid edge effects, we choose $L_x = 2L_y$ in most calculations and compute physical quantities using the middle $L_y \times L_y$ subsystem, which is found valid by the agreement of our data with the QMC result. We keep 3000 SU(2) states (equivalent to about 12000 U(1) states) to ensure the truncation error smaller than 1×10^{-5} . We take 100 (50) random samples for $L_y = 4, 6$ ($L_y = 8, 10$), which ensure the good sample average of the quantities (see Supplemental Material [62]). We use “ $\langle \rangle$ ” and “[]” to represent quantum mechanical and stochastic averages, respectively.

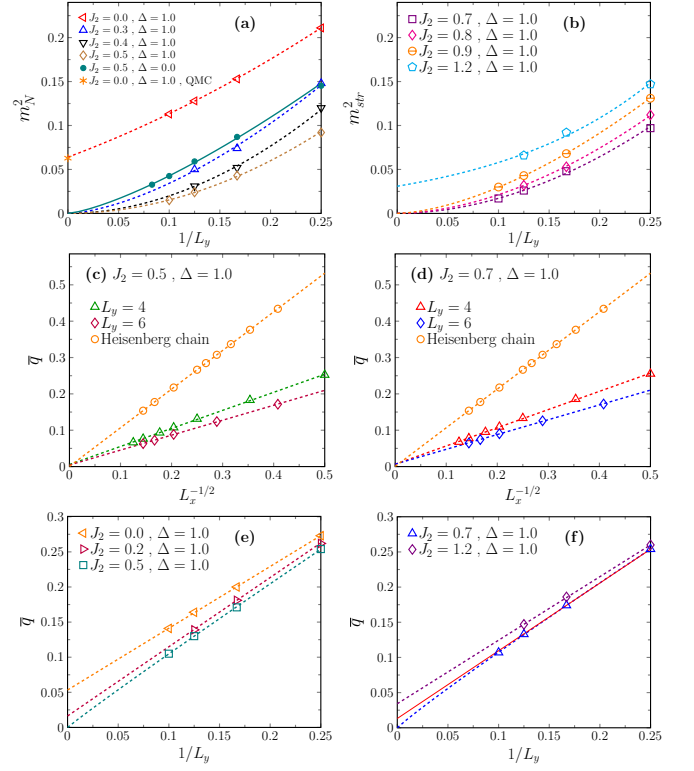


FIG. 2. Finite-size scaling of order parameters. (a) and (b) are the Néel (m_N^2) and stripe (m_{str}^2) order parameters versus $1/L_y$. For a comparison, we include the result of $J_2 = 0.5, \Delta = 0$ [63], which has been identified as a non-magnetic state. The star symbol denotes the QMC result for $J_2 = 0$ [64]. (c) and (d) are the spin-freezing parameter \bar{q} versus $L_x^{-1/2}$ with $L_y = 4, 6$. The result of the 1d RS state of the Heisenberg chain is also shown. (e) and (f) are the spin-freezing parameter \bar{q} versus $1/L_y$ obtained in the middle $L_y \times L_y$ subsystem. The data are fitted by using the power function of $1/L_y$. The solid line in (d) shows the linear scaling of the small-size data.

Phase diagram and absent spin glass order. We first determine the phase diagram of the system by computing magnetic order and spin-freezing parameters. We define magnetic order parameter at the wave vector \mathbf{k} as

$$m^2(\mathbf{k}) = \frac{1}{N_s^2} \sum_{i,j} [\langle \mathbf{S}_i \cdot \mathbf{S}_j \rangle] e^{i\mathbf{k} \cdot (\mathbf{r}_i - \mathbf{r}_j)}, \quad (2)$$

where $N_s = L_y \times L_y$. The Néel and stripe magnetic order parameters can be defined as $m_N^2 = m^2(\pi, \pi)$ and $m_{\text{str}}^2 = m^2(0, \pi)$. On the isotropic torus geometry, the stripe state has the peaks at $\mathbf{k} = (0, \pi)$ and $(\pi, 0)$. Here the cylinder geometry breaks rotational symmetry and the stripe state selects the dominant peak at $(0, \pi)$. In Fig. 2(a-b), we show the finite-size scaling of m_N^2 and m_{str}^2 . For $J_2 = 0$, m_N^2 is smoothly extrapolated to 0.064 at the $N \rightarrow \infty$ limit, which agrees with the QMC data quite well [64] and shows the validity of our DMRG setup and calculation. With growing J_2 , the Néel order is melted at $J_2 \simeq 0.3$. For the larger J_2 , m_{str}^2 is clearly extrapolated to a finite value at $J_2 = 1.2$, showing the stripe order survived from randomness. Based on the

large-scale DMRG results, we identify a non-magnetic phase for $J_2 \simeq 0.3 - 1.0$, which agrees with the ED finding [46].

We further explore a possible spin glass phase in this non-magnetic region [39, 46]. Spin glass order can be characterized by the spin-freezing parameter \bar{q} [65] defined as

$$\bar{q} = \frac{1}{N_s} \sqrt{\sum_{ij} [\langle \mathbf{S}_i \cdot \mathbf{S}_j \rangle^2]}. \quad (3)$$

If spin orientations freeze, \bar{q} would be nonzero in the thermodynamic limit. First of all, we show the size scaling of \bar{q} versus L_x for given L_y ($N_s = L_x \times L_y$ in Eq. (5)) in Fig. 2(c-d). On the $L_y = 4, 6$ systems with large L_x , \bar{q} clearly shows the $L_x^{-1/2}$ scaling behavior, agreeing with that in the 1d RS state. We further study the decay behavior of $[\langle \mathbf{S}_i \cdot \mathbf{S}_j \rangle^2]$ as a function of $|i - j|$, which indeed supports this $L_x^{-1/2}$ scaling behavior (see Supplemental Material [62]). We also notice that for any given L_x , \bar{q} decreases with growing L_y , suggesting the absent \bar{q} in large-size limit. Secondly, we compute \bar{q} in the middle $L_y \times L_y$ subsystem and analyze \bar{q} versus $1/L_y$. As shown in Fig. 2(e-f), \bar{q} is extrapolated to finite values in the magnetic order phases as expected. In the non-magnetic region, we may also obtain a small finite \bar{q} that agrees with the ED result [46] if using the linear scaling for the small-size results. However, the data of \bar{q} on the larger systems drop faster, which leads to the vanished \bar{q} for $L_y \rightarrow \infty$ and indicates the absent spin glass order. Our results indicate that the system should be the RS state in the whole non-magnetic region.

Average and typical spin correlations. Next, we study average and typical spin correlations to characterize the RS nature of this disordered phase. We analyze the average spin correlation in two ways. First, we consider the L_y -dependence, which has been used in the study of the $J - Q$ model [49]. We calculate the average absolute spin correlations that are defined for the largest-distance sites on the middle $L_y \times L_y$ subsystem, as shown in the inset of Fig. 7(a). The log-log plot of the average spin correlation versus L_y shows a power-law decay $C_s(L_y) \propto L_y^{-\alpha}$ with the exponent $\alpha \simeq 2$. This exponent also agrees with that found in the RS state of the $J - Q$ model [49]. Secondly we study the average spin correlation decay along the x direction. To reduce finite-size effects, we consider the large systems with $L_y = 8, 10$ and $L_x = 2L_y$. We choose the reference site \mathbf{S}_0 on the left side of the middle $L_y \times L_y$ subsystem and study the spin correlation decay $[\langle \mathbf{S}_0 \cdot \mathbf{S}_r \rangle]$ from the left to the right side, as shown in Fig. 7(b). The average spin correlations shown here are very close, showing small finite-size effects and the consistent power-law decay $C_s(r) \propto r^{-2}$ (see Supplemental Material for the smaller-size data and the consistent results for the weaker randomness strength [62]). The good r^{-2} power-law decay of average spin correlation indicates a universal behavior found here and also for other 2d and 1d RS states [23, 49].

We further investigate the probability distribution of the absolute spin correlations defined for the largest-distance sites in the middle $L_y \times L_y$ subsystem, denoted as $|C_{ij}|$. The probability $P(|C_{ij}|)$ versus $\ln |C_{ij}|$ on different sizes becomes

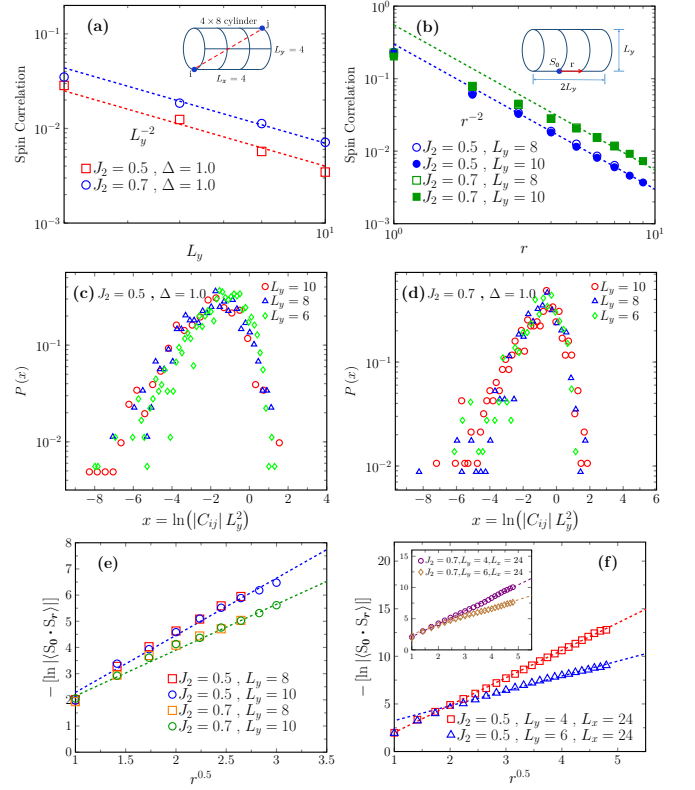


FIG. 3. Size scaling and distribution of spin correlation functions. (a) Log-log plot of the average absolute spin correlation versus L_y , which are defined for the largest-distance sites on the middle $L_y \times L_y$ subsystem as shown by the example in the inset. The dashed lines denote the fittings with $C_s(L_y) \sim L_y^{-2}$. (b) Log-log plot of the average absolute spin correlation $[\langle \mathbf{S}_0 \cdot \mathbf{S}_r \rangle]$ versus distance r along the axis direction of cylinder. The reference site \mathbf{S}_0 is defined on the left side of the middle $L_y \times L_y$ subsystem, and the site \mathbf{S}_r is counted from the left to the right side, as shown by the inset. The dashed lines denote the fittings with $C_s(r) \sim r^{-2}$. (c) and (d) show the data collapse of $P(x)$ versus $x = \ln(|C_{ij}|L_y^2)$ on different system sizes. (e) and (f) show the linear plot of $-\ln |\langle \mathbf{S}_0 \cdot \mathbf{S}_r \rangle|$ versus $r^{1/2}$.

broader with growing L_y (see Supplemental Material [62]), which agrees with the decrease of $C_s(L_y)$. To eliminate the finite-size effects in the analysis, we define a new scaling variable $x = \ln(|C_{ij}|L_y^2)$ and plot $P(x)$ versus x in Fig. 7(c-d). Any distribution $P(x)$ with data collapse for different L_y must lead to the power-law decay of the average spin correlation

$$C_s(L_y) = \int_0^\infty dx P(x) \frac{e^x}{L_y^2} \propto L_y^{-2}. \quad (4)$$

Thus, the good data collapse in Fig. 7(c-d) further supports the power-law decay of $C_s(L_y)$ found in Fig. 7(a).

In the 1d RS state, the logarithmically broad distribution of spin correlation leads to the exponential decay of typical spin correlation, described as $-\ln |\langle \mathbf{S}_0 \cdot \mathbf{S}_r \rangle| \propto r^{1/2}$ [23]. We show the linear plot of $-\ln |\langle \mathbf{S}_0 \cdot \mathbf{S}_r \rangle|$ versus $r^{1/2}$ in Fig. 7(e-f). On both the $L_y = 8, 10$, $L_x = 2L_y$ systems and the $L_y = 4, 6$ cylinders with large L_x , $-\ln |\langle \mathbf{S}_0 \cdot \mathbf{S}_r \rangle|$ follows the linear scaling with $r^{1/2}$ quite well. We also analyze

$-\ln |\langle \mathbf{S}_0 \cdot \mathbf{S}_r \rangle|$ versus r using the log-log manner (see Supplemental Material [62]), which shows good power-law dependence and the slope gives the power exponent very close to $1/2$, supporting the results in Fig. 7(e-f). Therefore, our results unveil the characteristic behaviors of spin correlations, which agree with those in the 1d RS state and indicate the RS nature of this randomness-induced non-magnetic phase.

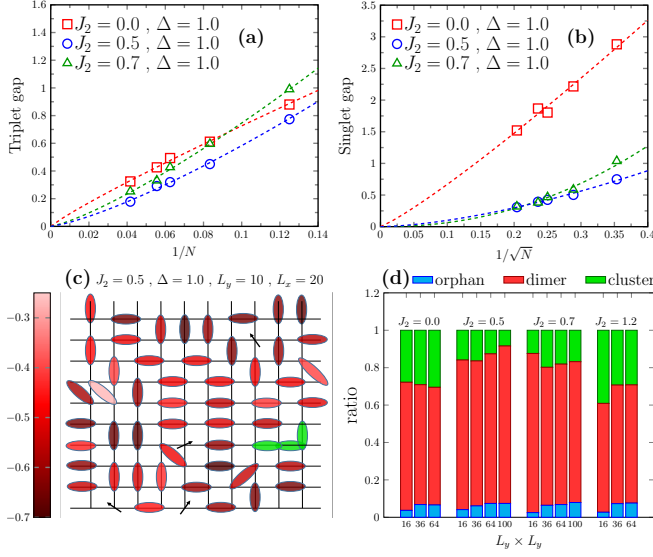


FIG. 4. Finite-size scaling of gaps and distributions of microscopic clusters. (a) and (b) are the gaps obtained from the ED calculation. N is the total site number. The fitting curves are guides to the eye. (c) The covering of the isolated dimers (the red ellipse), the resonating-dimer clusters (the connected green ellipses), and the orphan spins (the arrow) on the lattice with a given random sample. The gradation of the red color corresponds to the strength of the bond correlation $\langle \mathbf{S}_i \cdot \mathbf{S}_j \rangle$. (d) The ratios of the different clusters in different quantum phases. We analyze the data from the middle $L_y \times L_y$ subsystem.

Excitation gaps and microscopic clusters. The previous ED study found the vanished spin gap in the RS phase [46]. To further unveil the properties of excitations, we separately compute spin-triplet and singlet gaps by using ED. Compared with the results in the Néel phase, both triplet and singlet gaps in the RS phase decrease, as shown in Fig. 4(a-b), showing the vanished gaps in the thermodynamic limit. In particular, while the finite-size data of triplet gap in the RS phase slightly decreases, the singlet gap is strongly suppressed.

In the presence of disorder, local clusters may form in microscopic scale. Recent ED study has found three types of clusters in random spin systems, including the isolated dimer, the resonating-dimer cluster, and the orphan spin [47], which should be helpful for understanding low-energy excitations. We extend such analysis in different phases based on the DMRG results. For each sample on the $L_x = 2L_y$ cylinder, we collect all the correlations $\langle \mathbf{S}_i \cdot \mathbf{S}_j \rangle$ in the middle $L_y \times L_y$ subsystem. We define the isolated dimer as the singlet pair with strong correlation, the resonating-dimer cluster as the cluster with more than two strongly-coupled spins, and the orphan spin as the one weakly coupled to other spins (see

Supplemental Material [62] and Ref. 47 for the procedure to obtain the covering of clusters). One example of the covering is shown in Fig. 4(c). For each random sample we compute the ratios for the different types of clusters and then take their sample averages, as shown in Fig. 4(d). In the three quantum phases, the dominant cluster is always the isolated dimer due to strong bond randomness, and the ratio of orphan spin varies slightly. A feature in the RS state is the less resonating dimers compared with magnetic states. In the RS state, the triplet excitations are related to breaking dimers. The broad distribution of bond couplings cause a decrease of the triplet excitation gap. For singlet excitations which are related with spin flip in magnetic phases, in the RS state such excitations could be driven by the diffusion of orphan spins [47], which may account for the strongly suppressed singlet gap in Fig. 4(b).

Conclusion and discussion. We have studied the ground states of the spin-1/2 square Heisenberg model with random J_1, J_2 couplings in the strong disorder regime by using the large-scale DMRG calculation. With growing J_2 , we find a gapless RS phase without any magnetic order or spin glass order. We identify the characteristic size-scaling behaviors of spin correlations in this RS state, including the $L_x^{-1/2}$ scaling of spin-freezing parameter with system length L_x , the r^{-2} power-law decay of average spin correlation, and the exponential decay of typical spin correlation, which all agree with the corresponding behavior in the 1d RS state. The same scaling behavior of average spin correlation in this frustrated model and the $J - Q$ model strongly suggests the same fixed point of the RS states in these different systems. For further study, the dynamic exponent may be explored by the tensor network simulation at finite temperature [66, 67] or the analysis of excitation gap distribution. For $\text{Sr}_2\text{CuTe}_{1-x}\text{W}_x\text{O}_6$, spin freezing has been excluded for $x = 0.5$ [50], which agrees with our results. For the other mixing ratios spin freezing has not been ruled out so far [51]. Our results imply that spin glass order is unlikely in $\text{Sr}_2\text{CuTe}_{1-x}\text{W}_x\text{O}_6$, which calls for further μSR measurement.

Note added. Recently, we became aware of a new μSR measurement on $\text{Sr}_2\text{CuTe}_{1-x}\text{W}_x\text{O}_6$ [68], which shows the random-singlet signatures and the results are interpreted to support the r^{-2} decay of magnetic correlation.

Acknowledgement. We acknowledge the discussions with Hikaru Kawamura, Victor Quito, Yu-Cheng Lin, and Anders Sandvik. This work was supported by the National Natural Science Foundation of China grants 11874078, 11834014, grant 11804401, and the Fundamental Research Funds for the Central Universities. This work was also supported by the U.S. Department of Energy, Office of Science, Advanced Scientific Computing Research and Basic Energy Sciences, Materials Sciences and Engineering Division, Scientific Discovery through Advanced Computing (SciDAC) program under the grant number DE-AC02-76SF00515 (D.N.S.).

Supplemental Material

RANDOMNESS SAMPLE DEPENDENCE OF THE RESULTS

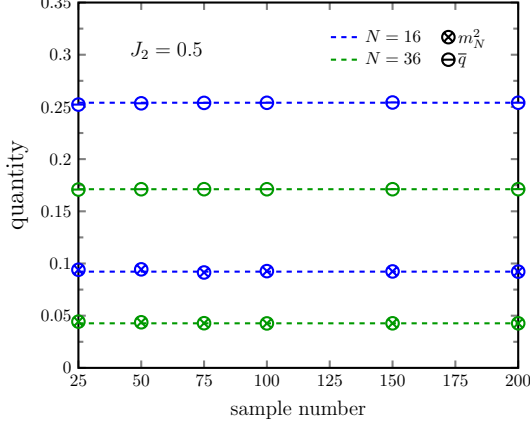


FIG. 5. Randomness sample dependence of the physical quantities. We take $J_2 = 0.5$, $\Delta = 1.0$, $L_y = 4, 6$, $L_x = 2L_y$. We show the spin-freezing parameter \bar{q} and Néel order parameter m_N^2 obtained from the middle $L_y \times L_y$ subsystem and the sample number 25–200.

To compute the physical quantities of the system with randomness, one needs to take the sample average for different randomness samples. In the exact diagonalization (ED) calculation, we use the randomness samples up to 200–500. In the density matrix renormalization group (DMRG) simulation, we could not take so many samples because of the expensive computation time. To estimate the randomness sample dependence of the physical quantities, we have tested the average results calculated from different numbers of randomness samples. The sample dependences of the spin-freezing parameter \bar{q} and the Néel order parameter m_N^2 for $J_2 = 0.5$, $\Delta = 1.0$ are shown in Fig. 5 on the $L_y = 4, 6$ cylinders. We take the number of randomness samples from 25 to 200, and one can see that both quantities converge very fast with the growing sample number. Therefore, in our DMRG simulation we take 100 and 50 randomness samples for $L_y = 4, 6$ and $L_y = 8, 10$ cylinders respectively, which ensure the good sample average of the quantities.

SPIN CORRELATION SQUARE AND SCALING BEHAVIOR OF SPIN-FREEZING PARAMETER

In the main text, we have shown the $L_x^{-1/2}$ scaling of the spin-freezing parameter \bar{q} for the given L_y systems in the one-dimensional (1d) random-singlet (RS) state of the random Heisenberg chain ($L_y = 1$) and the RS state in the two-dimensional (2d) frustrated square model on finite cylinder.

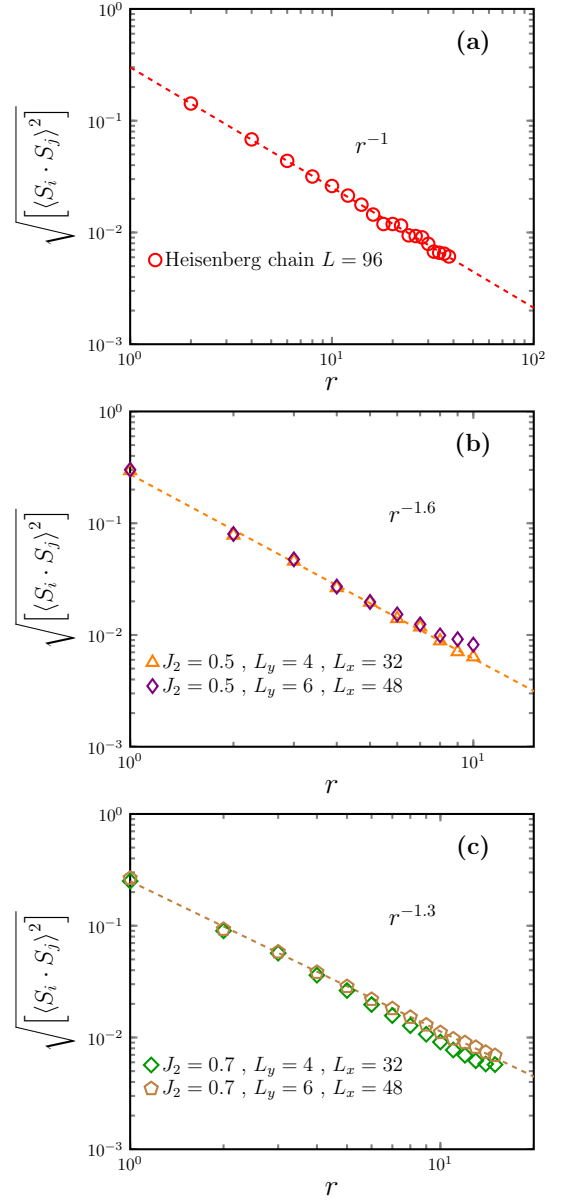


FIG. 6. Log-log plot of the average spin correlation square versus the distance. r denotes the distance of the two sites $|i - j|$. (a) is the result of the RS state in the 1d Heisenberg chain with total site number $L = 96$. (b) and (c) are the results in the RS state with $J_2 = 0.5, 0.7$ and $\Delta = 1.0$ on the $L_y = 4, 6$ cylinders. The average spin correlation square shows a power-law decay in these systems with different power exponents.

The spin-freezing parameter \bar{q} is defined as

$$\bar{q} = \frac{1}{N_s} \sqrt{\sum_{i,j} [\langle \mathbf{S}_i \cdot \mathbf{S}_j \rangle^2]}, \quad (5)$$

where $N_s = L_x \times L_y$ and the summation runs over all the N_s sites. For the given L_y system, the size scaling of \bar{q} with L_x is determined by the decay behavior of $[\langle \mathbf{S}_i \cdot \mathbf{S}_j \rangle^2]$ versus $|i - j|$ (we denote $|i - j| \equiv r$). When computing the scaling behavior of \bar{q} along one direction (like a 1d scaling), if we take the spin

correlation decay as $\sqrt{[\langle \mathbf{S}_i \cdot \mathbf{S}_j \rangle^2]} \sim r^{-a}$, then we can find that $\bar{q} \sim L_x^{-1/2}$ if the power exponent $a > 1/2$.

In Fig. 6, we show the log-log plots of $\sqrt{[\langle \mathbf{S}_i \cdot \mathbf{S}_j \rangle^2]}$ versus r in the RS phases. In the 1d RS phase of the Heisenberg chain, our DMRG result shows that $\sqrt{[\langle \mathbf{S}_i \cdot \mathbf{S}_j \rangle^2]} \sim r^{-1}$, which naturally leads to the $L_x^{-1/2}$ scaling behavior of \bar{q} . In the RS phase of the frustrated square-lattice model, our data show that $\sqrt{[\langle \mathbf{S}_i \cdot \mathbf{S}_j \rangle^2]}$ also follows the algebraic decay with the power exponent ~ -1.6 and -1.3 for $J_2 = 0.5$ and $J_2 = 0.7$, respectively. These exponents also satisfy the relation $a > 1/2$ and thus support the $L_x^{-1/2}$ scaling behavior of \bar{q} , as we have shown in the main text.

POWER-LAW DECAY OF AVERAGE SPIN CORRELATION

In the main text, we have shown the power-law decay of the average spin correlation in the RS phase on the $L_y = 8, 10, L_x = 2L_y$ cylinders. Here we demonstrate the results on the $L_y = 4, 6$ cylinders with the much larger L_x in Fig. 7. Following the definition in the main text, we study the average spin correlation decay along the x direction in the bulk of cylinder. For the $L_y = 4, L_x = 32$ system, the average spin correlations also agree with the decay behavior $C_s(r) \propto r^{-2}$. On the $L_y = 6, L_x = 48$ cylinder, the average spin correlations seem to follow the power exponent -1.8 , which is also close to the r^{-2} behavior. For $J_2 = 0.7$, the exponent ~ -2 at long distance although it slightly deviates at short distance, similar to our results for $L_y = 8, 10$ shown in the main text.

In the main text, we mainly focus on the strong randomness case with $\Delta = 1.0$. For checking the universality of this r^{-2} power-law decay of average spin correlation in the RS phase, we have also considered the systems with the smaller randomness strength Δ , which indeed also show the consistent r^{-2} decay behavior. One example for $J_2 = 0.5, \Delta = 0.8$ on the $L_y = 4, 6$ systems is shown in Fig. 7(c), which supports the universality of this r^{-2} behavior of the average spin correlation decay in the RS phase.

PROBABILITY DISTRIBUTION OF SPIN CORRELATION

In the main text, we have analyzed the L_y dependence of the average spin correlation $C_s(L_y)$ that is defined for the largest-distance sites on the middle $L_y \times L_y$ subsystem of cylinder. The size scaling shows the $C_s(L_y) \propto L_y^{-2}$ behavior in the RS phase, which is further supported by the data collapse of the probability distribution $P(x)$ with the variable $x = \ln(|C_{ij}|L_y^2)$, where C_{ij} is the spin correlation $\langle \mathbf{S}_i \cdot \mathbf{S}_j \rangle$ of the largest-distance sites. Here we directly show the probability distribution $P(|C_{ij}|)$ versus $\ln |C_{ij}|$ in Fig. 8. We can see that $P(|C_{ij}|)$ becomes broader with growing L_y , which is consistent with the decreased spin correlation $C_s(L_y)$ with growing L_y in the studied RS phase.

Before using the new variable $x = \ln(|C_{ij}|L_y^2)$, we have

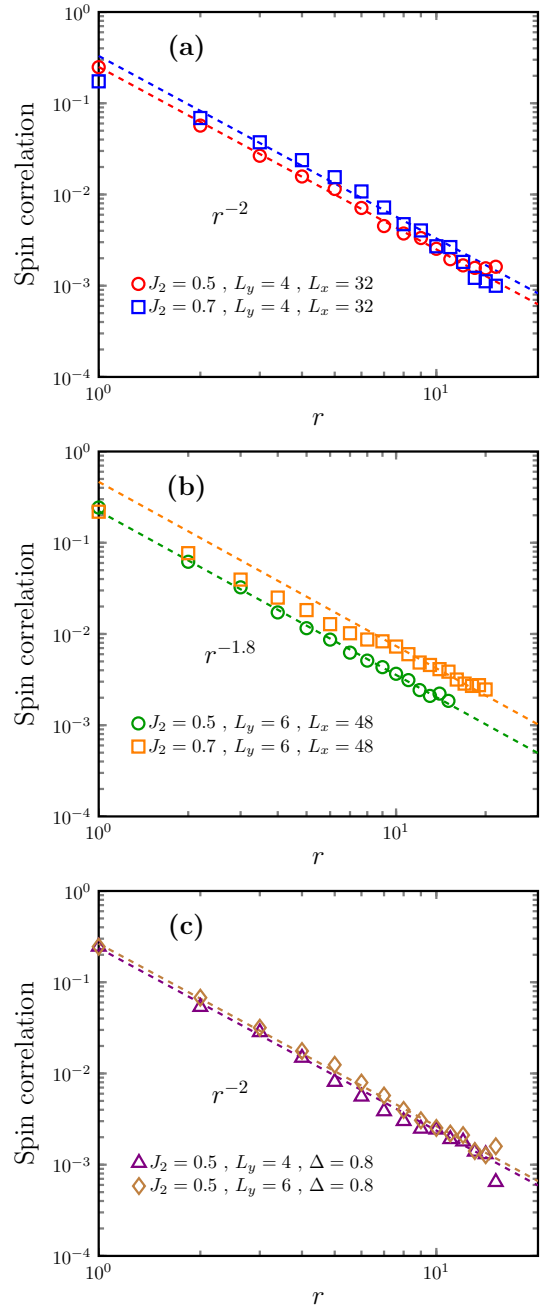


FIG. 7. Power-law decay of average spin correlation function along the axis direction of cylinder. $J_2 = 0.5, 0.7, \Delta = 1.0$ for (a) $L_y = 4$ and (b) $L_y = 6$. The $L_y = 4$ and $L_y = 6$ data are obtained on the $L_x = 32$ and $L_x = 48$ cylinders, respectively. (c) $J_2 = 0.5, \Delta = 0.8$ on the $L_y = 4, 6$ cylinders.

also considered the regular scaling method to analyze the probability distribution, which however has a large uncertainty due to the limit of our system size. For this reason, we define the new variable $x = \ln(|C_{ij}|L_y^2)$, which has no adjustable parameter and any data collapse would support the $C_s(L_y) \propto L_y^{-2}$ behavior. Here, we show the uncertainty of the regular analysis. Following the general idea, we define a

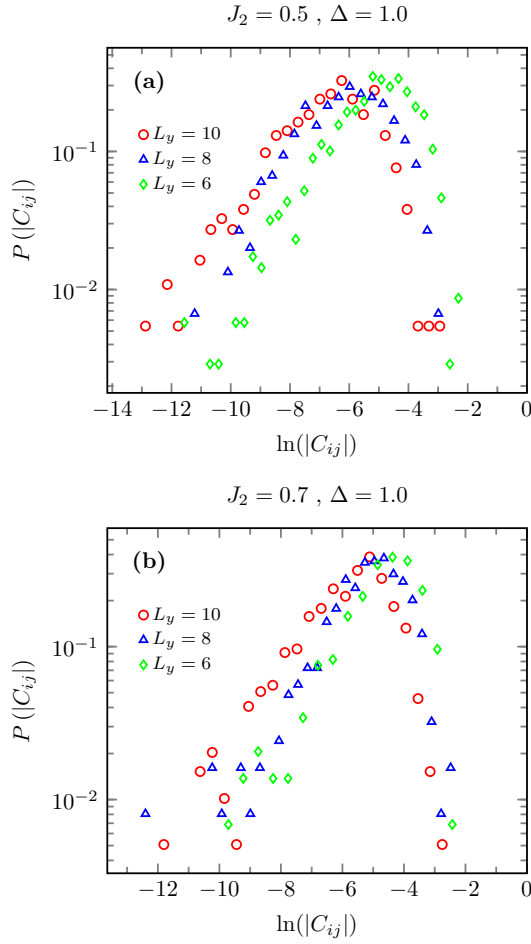


FIG. 8. Histograms showing the probability distribution of spin correlation. $P(|C_{ij}|)$ versus $\ln(|C_{ij}|)$ with C_{ij} denoting the spin correlation of the largest-distance sites on the middle $L_y \times L_y$ subsystem. The data include the system sizes $L_y = 6, 8, 10$ for (a) $J_2 = 0.5, \Delta = 1.0$ and (b) $J_2 = 0.7, \Delta = 1.0$.

new scaling variable λ to study the size scaling of the probability distribution,

$$\lambda = -(\ln |C_{ij}|) L_y^{-\beta}, \quad (6)$$

and transform the histograms from the distribution $P(|C_{ij}|)$ to $P(\lambda)$. With the correct exponent β , the probability distributions $P(\lambda)$ for different system sizes would collapse together. Meanwhile, the average spin correlation $C_s(L_y)$ obtained from the integral of the data-collapsed distributions

$$C_s(L_y) = \int_0^\infty d\lambda e^{-\lambda L_y^\beta} P(\lambda) \quad (7)$$

should agree with the direct calculation of $C_s(L_y)$. We have tried different β to collapse the data for $L_y = 6 - 10$. The results with $\beta = 1/3$ and $1/2$ are shown in Fig. 9. One may find that for both β values, the correlation distributions collapse equally well, especially in the small λ regime where spin correlations are large. By tuning β , we find that the data collapse

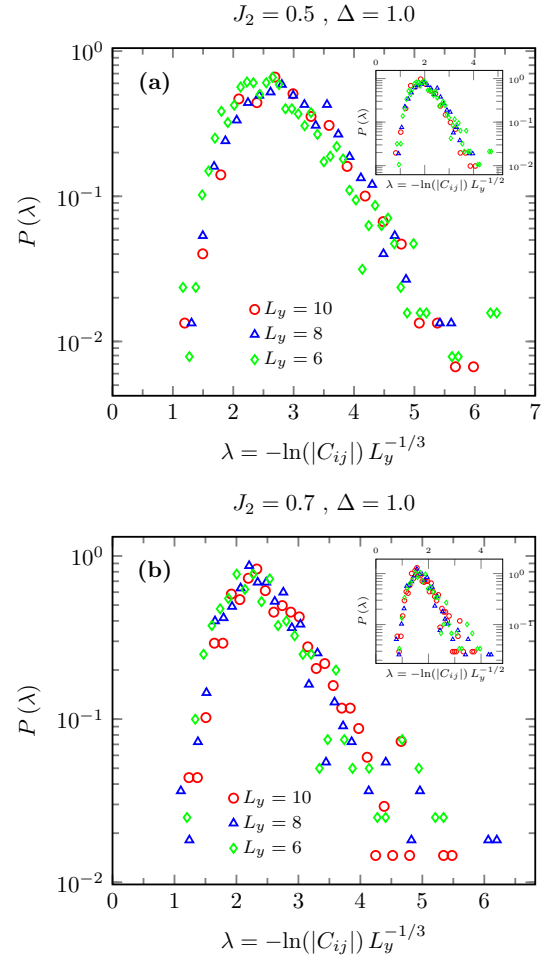


FIG. 9. Histograms showing the probability distribution of spin correlation. $P(\lambda)$ versus $\lambda = -\ln(|C_{ij}|) L_y^{-\beta}$ with $\beta = 1/3$ and $1/2$. C_{ij} defines the spin correlation of the largest-distance sites on the middle $L_y \times L_y$ subsystem. (a) and (b) show the data collapse for $J_2 = 0.5, 0.7, \Delta = 1.0$ on the system sizes $L_y = 6, 8, 10$.

seems good in our resolution for the range of $0.3 \lesssim \beta \lesssim 0.8$. In the RS phase of the random $J - Q$ model on the square lattice, β is found to be $1/3$ by using the data collapse of probability distribution with system size up to 48×48 [49], which is in the range of the estimated β in this $J_1 - J_2$ model. We expect that the future study on the larger system size can obtain more accurate scaling exponent β for the RS state in frustrated spin systems.

EXPONENTIAL DECAY OF TYPICAL SPIN CORRELATION

In the main text, we have shown $-\ln |\langle \mathbf{S}_0 \cdot \mathbf{S}_r \rangle|$ as a function of $r^{1/2}$ in the RS state, which is proportional to $r^{1/2}$ and thus supports the exponential decay of typical spin correlation [23]. Here, we take another way to analyze the data by plotting $-\ln |\langle \mathbf{S}_0 \cdot \mathbf{S}_r \rangle|$ as a function of the distance r in the

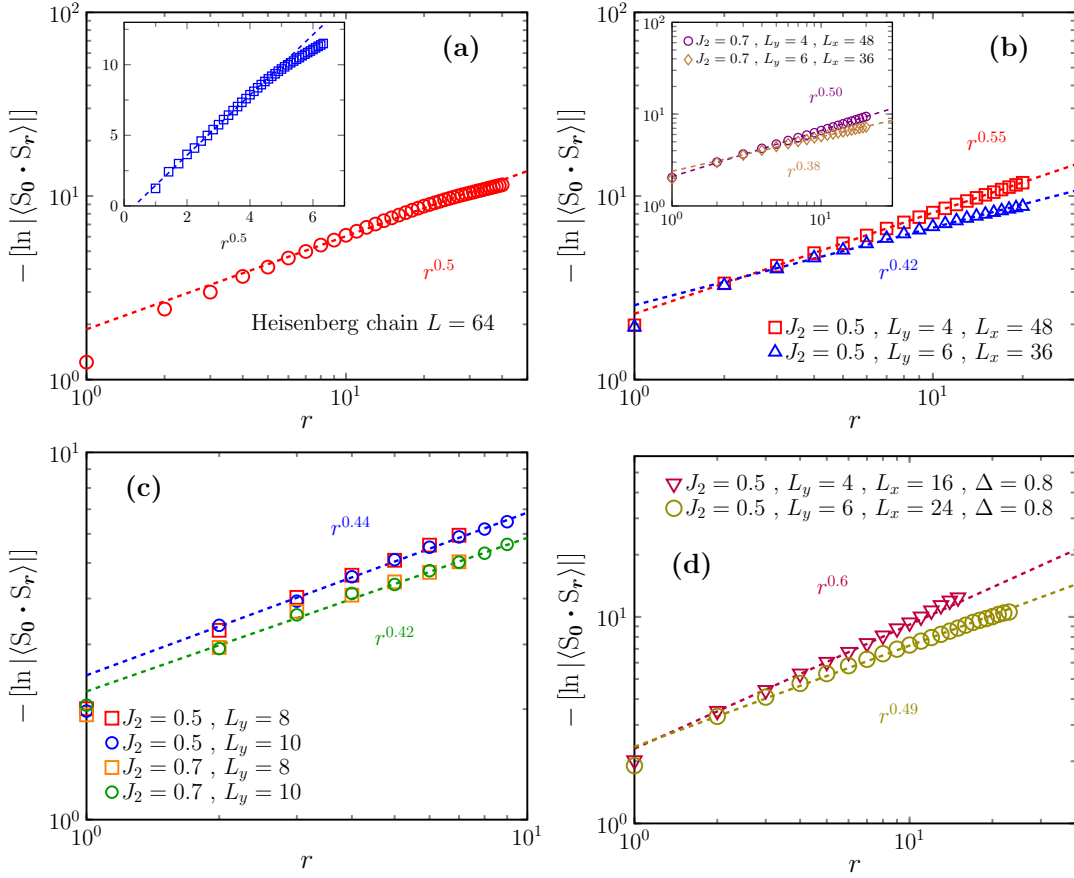


FIG. 10. Power-law dependence of $-[\ln |\langle \mathbf{S}_0 \cdot \mathbf{S}_r \rangle|]$ as a function of r in the RS phase. (a) Log-log plot of the result for the 1d Heisenberg chain with random couplings. The inset shows the same data as a function of $r^{1/2}$ in the linear plot. (b) and (c) are the log-log plots of the results on the $L_y = 4, 6$ systems with long L_x and the $L_y = 8, 10, L_x = 2L_y$ systems, respectively. (d) Log-log plot of the results on the systems with the randomness strength $\Delta = 0.8$ on the $L_y = 4, 6$ systems.

log-log manner.

First of all, we show our result of the 1d Heisenberg chain with random couplings in Fig. 10(a). We plot $-[\ln |\langle \mathbf{S}_0 \cdot \mathbf{S}_r \rangle|]$ as a function of either r (log-log plot) or $r^{1/2}$ (linear plot), which consistently support the predicted behavior $-[\ln |\langle \mathbf{S}_0 \cdot \mathbf{S}_r \rangle|] \propto r^{1/2}$ by the strong-disorder renormalization group [23]. In Fig. 10(b-c), we demonstrate $-[\ln |\langle \mathbf{S}_0 \cdot \mathbf{S}_r \rangle|]$ as a function of r in the RS phase of the studied square-lattice model. We can find that $-[\ln |\langle \mathbf{S}_0 \cdot \mathbf{S}_r \rangle|]$ fits the power-law dependence with the distance r , which also indicates the exponential decay of the typical spin correlation in this 2d RS state. The fitted power exponents change slightly with growing L_y and seem to near convergence on the $L_y = 8, 10$ systems, which are also near $1/2$ and are consistent with our analyses in the main text.

Furthermore, we also demonstrate the similar analysis of the results at the randomness strength $\Delta = 0.8$ in Fig. 10(d). Here we have only studied the systems with $L_y = 4, 6$. We find that $-[\ln |\langle \mathbf{S}_0 \cdot \mathbf{S}_r \rangle|]$ also follows a power-law dependence with r . For $L_y = 4$, the power exponent is about 0.6 . However, on the wider $L_y = 6$ system, the exponent rapidly decreases to 0.49 , very close to $1/2$. Our results indicate that

not only the average spin correlation but also the typical spin correlation have the universal behavior in the RS phase.

PROCEDURE TO OBTAIN THE COVERING OF THE DIFFERENT CLUSTERS ON THE LATTICE

Here, we clarify that the procedure is executed on a given random sample in the middle $L_y \times L_y$ subsystem of the $L_x = 2L_y$ cylinder. First of all, all the bonds including the long-range bonds are added to a list and ordered from the smallest to the largest according to their spin correlation function if the value C_{ij} is smaller than a given value C_d . In the procedure we take $C_d = -0.25$, because the entanglement entropy between two spins vanishes when their correlation function $C_{ij} > -0.25$, which is impossible for them to form a “singlet-dimer”. The bonds are then regarded as “singlet-dimers” according to their order on the list. There are two rules on the dimer identification process: (i) the bonds which have the smaller correlation functions are more likely to form singlet-dimers; (ii) one site can only be involved in one singlet-dimer. Considering the frustration effect, there

is a possibility that the singlet dimer-coverings resonance to a slightly different configuration if two bonds close to each other have nearly the same correlation function. Therefore, we put the bonds that could have the local resonance in different groups which we call “resonating-dimer clusters” and one such cluster contains 3 spins or 2 bonds at least.

The procedure for cluster generation is based on the above dimer process, since we still have to identify the singlet-dimer before adding it into a resonating-dimer cluster. A cluster is always generated from one isolated singlet-dimer but for more general explanation we assume that a cluster has already included m -spins with the maximum correlation function C_{\max} of the singlet-dimer bonds involved in the cluster. Then, we start to traverse the entire singlet-dimer list obtained according to the above rules. A singlet-dimer will be added to the m -spins cluster so long as it involves at least one site of the cluster and satisfies the condition $C_k - C_{\max} < \delta$ (C_k is the correlation function of the bond on the ordered list). Here, we take $\delta = 0.03125$ to be consistent with the definition in Ref. [47]. Every time a new singlet-dimer is included, we update the maximum correlation function C_{\max} and then repeat the process until there is no other singlet-dimer on the list can be added into the cluster. After the above generation procedure, there are still some spins that are involved in neither isolated singlet-dimers nor resonating-dimer clusters. These unpaired spins are identified as “orphan spins”. So far we have classified the three types of clusters, and each spin must be included in one of them. Please find more details of this procedure in Ref. [47].

* wuhanq3@mail.sysu.edu.cn

† donna.shengl@csun.edu

‡ shoushu.gong@buaa.edu.cn

- [1] Claudine Lacroix, Philippe Mendels, and Frederic Mila, “Introduction to frustrated magnetism: Materials, experiments, theory,” Springer (2013).
- [2] Leon Balents, “Spin liquids in frustrated magnets,” *Nature* **464**, 199–208 (2010).
- [3] Lucile Savary and Leon Balents, “Quantum spin liquids: a review,” *Reports on Progress in Physics* **80**, 016502 (2016).
- [4] M. R. Norman, “Colloquium,” *Rev. Mod. Phys.* **88**, 041002 (2016).
- [5] Yi Zhou, Kazushi Kanoda, and Tai-Kai Ng, “Quantum spin liquid states,” *Rev. Mod. Phys.* **89**, 025003 (2017).
- [6] X. G. Wen, “Mean-field theory of spin-liquid states with finite energy gap and topological orders,” *Phys. Rev. B* **44**, 2664–2672 (1991).
- [7] N. Read and Subir Sachdev, “Large- n expansion for frustrated quantum antiferromagnets,” *Phys. Rev. Lett.* **66**, 1773–1776 (1991).
- [8] Xie Chen, Zheng-Cheng Gu, and Xiao-Gang Wen, “Local unitary transformation, long-range quantum entanglement, wave function renormalization, and topological order,” *Phys. Rev. B* **82**, 155138 (2010).
- [9] A. Kitaev, “Anyons in an exactly solved model and beyond,” *Annals of Physics* **321**, 2–111 (2006).
- [10] B. Fåk, E. Kermarrec, L. Messio, B. Bernu, C. Lhuillier, F. Bert, P. Mendels, B. Koteswararao, F. Bouquet, J. Ollivier, A. D. Hillier, A. Amato, R. H. Colman, and A. S. Wills, “Kapell- asite: A kagome quantum spin liquid with competing interactions,” *Phys. Rev. Lett.* **109**, 037208 (2012).
- [11] Y. Shimizu, K. Miyagawa, K. Kanoda, M. Maesato, and G. Saito, “Spin liquid state in an organic mott insulator with a triangular lattice,” *Phys. Rev. Lett.* **91**, 107001 (2003).
- [12] Satoshi Yamashita, Yasuhiro Nakazawa, Masaharu Oguni, Yugo Oshima, Hiroyuki Nojiri, Yasuhiro Shimizu, Kazuya Miyagawa, and Kazushi Kanoda, “Thermodynamic properties of a spin-1/2 spin-liquid state in a κ -type organic salt,” *Nature Physics* **4**, 459 (2008).
- [13] Y. Li, H. Liao, Z. Zhang, S. Li, F. Jin, L. Ling, L. Zhang, Y. Zou, L. Pi, Z. Yang, J. Wang, Z. Wu, and Q. Zhang, “Gapless quantum spin liquid ground state in the two-dimensional spin-1/2 triangular antiferromagnet ybmga₄,” *Scientific Reports* **5**, 16419 (2015).
- [14] Yuesheng Li, Gang Chen, Wei Tong, Li Pi, Juanjuan Liu, Zhaorong Yang, Xiaoqun Wang, and Qingming Zhang, “Rare-earth triangular lattice spin liquid: A single-crystal study of ybmga₄,” *Phys. Rev. Lett.* **115**, 167203 (2015).
- [15] Yao Shen, Yao-Dong Li, Hongliang Wo, Yuesheng Li, Shoudong Shen, Bingying Pan, Qisi Wang, H. C. Walker, P. Steffens, M. Boehm, Yiqing Hao, D. L. Quintero-Castro, L. W. Harriger, M. D. Frontzek, Lijie Hao, Siqin Meng, Qingming Zhang, Gang Chen, and Jun Zhao, “Evidence for a spinon fermi surface in a triangular-lattice quantum-spin-liquid candidate,” *Nature* **540**, 559 (2016).
- [16] Joseph A. M. Paddison, Marcus Daum, Zhiling Dun, Georg Ehlers, Yaohua Liu, Matthew B. Stone, Haidong Zhou, and Martin Mourigal, “Continuous excitations of the triangular-lattice quantum spin liquid ybmga₄,” *Nature Physics* **13**, 117 (2016).
- [17] Danna E. Freedman, Tianheng H. Han, Andrea Prodi, Peter Muller, Qing-Zhen Huang, Yu-Sheng Chen, Samuel M. Webb, Young S. Lee, Tyrel M. McQueen, and Daniel G. Nocera, “Site specific x-ray anomalous dispersion of the geometrically frustrated kagome magnet, herbertsmithite, zn₃(oh)6cl₂,” *Journal of the American Chemical Society* **132**, 16185 (2010).
- [18] M. Zhu, D. Do, C. R. Dela Cruz, Z. Dun, H. D. Zhou, S. D. Mahanti, and X. Ke, “Tuning the magnetic exchange via a control of orbital hybridization in cr₂(te_{1-x}w_x)o₆,” *Phys. Rev. Lett.* **113**, 076406 (2014).
- [19] Shang-keng Ma, Chandan Dasgupta, and Chin-kun Hu, “Random antiferromagnetic chain,” *Phys. Rev. Lett.* **43**, 1434–1437 (1979).
- [20] Chandan Dasgupta and Shang-keng Ma, “Low-temperature properties of the random heisenberg antiferromagnetic chain,” *Phys. Rev. B* **22**, 1305–1319 (1980).
- [21] R. N. Bhatt and P. A. Lee, “Scaling studies of highly disordered spin-1/2 antiferromagnetic systems,” *Phys. Rev. Lett.* **48**, 344–347 (1982).
- [22] Daniel S. Fisher, “Random transverse field ising spin chains,” *Phys. Rev. Lett.* **69**, 534–537 (1992).
- [23] Daniel S. Fisher, “Random antiferromagnetic quantum spin chains,” *Phys. Rev. B* **50**, 3799–3821 (1994).
- [24] Daniel S. Fisher, “Critical behavior of random transverse-field ising spin chains,” *Phys. Rev. B* **51**, 6411–6461 (1995).
- [25] R. Mélin, Y.-C. Lin, P. Lajkó, H. Rieger, and F. Igloi, “Strongly disordered spin ladders,” *Phys. Rev. B* **65**, 104415 (2002).
- [26] Gil Refael, Stefan Kehrein, and Daniel S. Fisher, “Spin reduction transition in spin- $\frac{3}{2}$ random heisenberg chains,” *Phys. Rev. B* **66**, 060402 (2002).

- [27] Yu-Rong Shu, Dao-Xin Yao, Chih-Wei Ke, Yu-Cheng Lin, and Anders W. Sandvik, “Properties of the random-singlet phase: From the disordered heisenberg chain to an amorphous valence-bond solid,” *Phys. Rev. B* **94**, 174442 (2016).
- [28] T. Shiroka, F. Eggenschwiler, H.-R. Ott, and J. Mesot, “From order to randomness: Onset and evolution of the random-singlet state in bond-disordered $\text{BaCu}_2(\text{Si}_{1-x}\text{Ge}_x)_2\text{O}_7$ spin-chain compounds,” *Phys. Rev. B* **99**, 035116 (2019).
- [29] Pavel A. Volkov, Choong-Jae Won, D. I. Gorbunov, Jaewook Kim, Mai Ye, Heung-Sik Kim, J. H. Pixley, Sang-Wook Cheong, and G. Blumberg, “Random singlet state in $\text{Ba}_5\text{CuIr}_3\text{O}_{12}$ single crystals,” *Phys. Rev. B* **101**, 020406 (2020).
- [30] Toshio Ono, Hidekazu Tanaka, Takamitsu Nakagomi, Oleksandr Kolomiyets, Hiroyuki Mitamura, Fumihiro Ishikawa, Tsuneaki Goto, Kenji Nakajima, Akira Oosawa, Yoshihiro Koike, Kazuhisa Kakurai, Jens Klenke, Peter Smeibidle, Michael Meiner, and Hiroko Aruga Katori, “Phase transitions and disorder effects in pure and doped frustrated quantum antiferromagnet Cs_2CuBr_4 ,” *Journal of the Physical Society of Japan* **74**, 135–144 (2005), <https://doi.org/10.1143/JPSJS.74S.135>.
- [31] Kazuya Katayama, Nobuyuki Kurita, and Hidekazu Tanaka, “Quantum phase transition between disordered and ordered states in the spin- $\frac{1}{2}$ kagome lattice antiferromagnet $(\text{Rb}_{1-x}\text{Cs}_x)_2\text{Cu}_3\text{SnF}_{12}$,” *Phys. Rev. B* **91**, 214429 (2015).
- [32] T. Furukawa, K. Miyagawa, T. Ito, H. Taniguchi, M. Saito, S. Iguchi, T. Sasaki, and K. Kanoda, “Quantum spin liquid emerging from antiferromagnetic order by introducing disorder,” *Phys. Rev. Lett.* **115**, 077001 (2015).
- [33] Hironori Yamaguchi, Masataka Okada, Yohei Kono, Shunichiro Kittaka, Toshiro Sakakibara, Toshiki Okabe, Yoshiki Iwasaki, and Yuko Hosokoshi, “Randomness-induced quantum spin liquid on honeycomb lattice,” *Scientific Reports* **7**, 16144 (2017).
- [34] Lucile Savary and Leon Balents, “Disorder-induced quantum spin liquid in spin ice pyrochlores,” *Phys. Rev. Lett.* **118**, 087203 (2017).
- [35] Olexei Motrunich, Siun-Chuon Mau, David A. Huse, and Daniel S. Fisher, “Infinite-randomness quantum ising critical fixed points,” *Phys. Rev. B* **61**, 1160–1172 (2000).
- [36] István A. Kovács and Ferenc Iglói, “Infinite-disorder scaling of random quantum magnets in three and higher dimensions,” *Phys. Rev. B* **83**, 174207 (2011).
- [37] Thomas Vojta, Adam Farquhar, and Jason Mast, “Infinite-randomness critical point in the two-dimensional disordered contact process,” *Phys. Rev. E* **79**, 011111 (2009).
- [38] Thomas Vojta, Chetan Kotabage, and José A. Hoyos, “Infinite-randomness quantum critical points induced by dissipation,” *Phys. Rev. B* **79**, 024401 (2009).
- [39] Y.-C. Lin, R. Mélin, H. Rieger, and F. Iglói, “Low-energy fixed points of random heisenberg models,” *Phys. Rev. B* **68**, 024424 (2003).
- [40] Itamar Kimchi, John P. Sheckelton, Tyrel M. McQueen, and Patrick A. Lee, “Scaling and data collapse from local moments in frustrated disordered quantum spin systems,” *Nature Communications* **9**, 4367 (2018).
- [41] Ken Watanabe, Hikaru Kawamura, Hiroki Nakano, and Toru Sakai, “Quantum spin-liquid behavior in the spin-1/2 random heisenberg antiferromagnet on the triangular lattice,” *Journal of the Physical Society of Japan* **83**, 034714 (2014).
- [42] Hikaru Kawamura, Ken Watanabe, and Tokuro Shimokawa, “Quantum spin-liquid behavior in the spin-1/2 random-bond heisenberg antiferromagnet on the kagome lattice,” *Journal of the Physical Society of Japan* **83**, 103704 (2014).
- [43] Tokuro Shimokawa, Ken Watanabe, and Hikaru Kawamura, “Static and dynamical spin correlations of the $s = \frac{1}{2}$ random-bond antiferromagnetic heisenberg model on the triangular and kagome lattices,” *Phys. Rev. B* **92**, 134407 (2015).
- [44] Kazuki Uematsu and Hikaru Kawamura, “Randomness-induced quantum spin liquid behavior in the $s = 1/2$ random j_1 - j_2 heisenberg antiferromagnet on the honeycomb lattice,” *Journal of the Physical Society of Japan* **86**, 044704 (2017).
- [45] Han-Qing Wu, Shou-Shu Gong, and D. N. Sheng, “Randomness-induced spin-liquid-like phase in the spin- $\frac{1}{2}$ $J_1 - J_2$ triangular heisenberg model,” *Phys. Rev. B* **99**, 085141 (2019).
- [46] Kazuki Uematsu and Hikaru Kawamura, “Randomness-induced quantum spin liquid behavior in the $s = \frac{1}{2}$ random $J_1 - J_2$ heisenberg antiferromagnet on the square lattice,” *Phys. Rev. B* **98**, 134427 (2018).
- [47] Hikaru Kawamura and Kazuki Uematsu, “Nature of the randomness-induced quantum spin liquids in two dimensions,” *Journal of Physics: Condensed Matter* **31**, 504003 (2019).
- [48] R. R. P. Singh, “Valence bond glass phase in dilute kagome antiferromagnets,” *Phys. Rev. Lett.* **104**, 177203 (2010).
- [49] Lu Liu, Hui Shao, Yu-Cheng Lin, Wenan Guo, and Anders W. Sandvik, “Random-singlet phase in disordered two-dimensional quantum magnets,” *Phys. Rev. X* **8**, 041040 (2018).
- [50] O. Mustonen, S. Vasala, E. Sadrollahi, K. P. Schmidt, C. Baines, H. C. Walker, I. Terasaki, F. J. Litterst, E. Baggio-Saitovitch, and M. Karppinen, “Spin-liquid-like state in a spin-1/2 square-lattice antiferromagnet perovskite induced by d10–d0 cation mixing,” *Nature Communications* **9**, 1085 (2018).
- [51] O. Mustonen, S. Vasala, K. P. Schmidt, E. Sadrollahi, H. C. Walker, I. Terasaki, F. J. Litterst, E. Baggio-Saitovitch, and M. Karppinen, “Tuning the $s = 1/2$ square-lattice antiferromagnet $\text{Sr}_2\text{Cu}(\text{Te}_{1-x}\text{W}_x)\text{O}_6$ from néel order to quantum disorder to columnar order,” *Phys. Rev. B* **98**, 064411 (2018).
- [52] Masari Watanabe, Nobuyuki Kurita, Hidekazu Tanaka, Wataru Ueno, Kazuki Matsui, and Takayuki Goto, “Valence-bond-glass state with a singlet gap in the spin- $\frac{1}{2}$ square-lattice random $J_1 - J_2$ heisenberg antiferromagnet $\text{Sr}_2\text{CuTe}_{1-x}\text{W}_x\text{O}_6$,” *Phys. Rev. B* **98**, 054422 (2018).
- [53] S. Vasala, M. Avdeev, S. Danilkin, O. Chmaissem, and M. Karppinen, “Magnetic structure of Sr_2CuWO_6 ,” *Journal of Physics: Condensed Matter* **26**, 496001 (2014).
- [54] P. Babkevich, Vamshi M. Katukuri, B. Fåk, S. Rols, T. Fennell, D. Pajić, H. Tanaka, T. Pardini, R. R. P. Singh, A. Mitrushchenkov, O. V. Yazyev, and H. M. Rønnow, “Magnetic excitations and electronic interactions in $\text{Sr}_2\text{CuTeO}_6$: A spin-1/2 square lattice heisenberg antiferromagnet,” *Phys. Rev. Lett.* **117**, 237203 (2016).
- [55] H. C. Walker, O. Mustonen, S. Vasala, D. J. Voneshen, M. D. Le, D. T. Adroja, and M. Karppinen, “Spin wave excitations in the tetragonal double perovskite Sr_2CuWO_6 ,” *Phys. Rev. B* **94**, 064411 (2016).
- [56] Tomoyuki Koga, Nobuyuki Kurita, Maxim Avdeev, Sergey Danilkin, Taku J. Sato, and Hidekazu Tanaka, “Magnetic structure of the $s = \frac{1}{2}$ quasi-two-dimensional square-lattice heisenberg antiferromagnet $\text{Sr}_2\text{CuTeO}_6$,” *Phys. Rev. B* **93**, 054426 (2016).
- [57] Vamshi M. Katukuri, P. Babkevich, O. Mustonen, H. C. Walker, B. Fåk, S. Vasala, M. Karppinen, H. M. Rønnow, and O. V. Yazyev, “Exchange interactions mediated by nonmagnetic cations in double perovskites,” *Phys. Rev. Lett.* **124**, 077202 (2020).
- [58] P. Chandra and B. Doucot, “Possible spin-liquid state at large s for the frustrated square heisenberg lattice,” *Phys. Rev. B* **38**, 9335–9338 (1988).

- [59] Subir Sachdev and R. N. Bhatt, “Bond-operator representation of quantum spins: Mean-field theory of frustrated quantum heisenberg antiferromagnets,” *Phys. Rev. B* **41**, 9323–9329 (1990).
- [60] Steven R. White, “Density matrix formulation for quantum renormalization groups,” *Phys. Rev. Lett.* **69**, 2863–2866 (1992).
- [61] I. P. McCulloch and M. Gulácsi, “The non-abelian density matrix renormalization group algorithm,” *Europhysics Letters* **57**, 852–858 (2002).
- [62] See Supplemental Material for more details.
- [63] Shou-Shu Gong, Wei Zhu, D. N. Sheng, Olexei I. Motrunich, and Matthew P. A. Fisher, “Plaquette ordered phase and quantum phase diagram in the spin- $\frac{1}{2}$ J_1 – J_2 square heisenberg model,” *Phys. Rev. Lett.* **113**, 027201 (2014).
- [64] Nicolas Laflorencie, Stefan Wessel, Andreas Läuchli, and Heiko Rieger, “Random-exchange quantum heisenberg antiferromagnets on a square lattice,” *Phys. Rev. B* **73**, 060403 (2006).
- [65] K. Binder and A. P. Young, “Spin glasses: Experimental facts, theoretical concepts, and open questions,” *Rev. Mod. Phys.* **58**, 801–976 (1986).
- [66] Bin-Bin Chen, Lei Chen, Ziyu Chen, Wei Li, and Andreas Weichselbaum, “Exponential thermal tensor network approach for quantum lattice models,” *Phys. Rev. X* **8**, 031082 (2018).
- [67] Han Li, Yuan Da Liao, Bin-Bin Chen, Xu-Tao Zeng, Xian-Lei Sheng, Yang Qi, Zi Yang Meng, and Wei Li, “Kosterlitz-thouless melting of magnetic order in the triangular quantum ising material tmmggao4,” *Nature Communications* **11**, 1111 (2020).
- [68] Wenshan Hong, Lu Liu, Chang Liu, Xiaoyan Ma, Akihiro Koda, Xin Li, Jianming Song, Wenyun Yang, Jinbo Yang, Peng Cheng, Hongxia Zhang, Wei Bao, Xiaobai Ma, Dongfeng Chen, Kai Sun, Wenan Guo, Huiqian Luo, Anders W. Sandvik, and Shiliang Li, “Extreme suppression of antiferromagnetic order and critical scaling in a two-dimensional random quantum magnet,” (2020), [arXiv:2006.15749](https://arxiv.org/abs/2006.15749) [cond-mat.str-el].