

VGPN: Voice-Guided Pointing Robot Navigation for Humans

Jun Hu, Zhongyu Jiang, Xionghao Ding, Taijiang Mu
Department of Computer Science and Technology
Tsinghua University
Beijing, China
huj17@mails.tsinghua.edu.cn, zyjiang@uw.edu,
dingxionghao14@gmail.com, mmmutj@gmail.com

Peter Hall
Department of Computer Science
University of Bath
Bath, United Kingdom
P.M.Hall@bath.ac.uk

Abstract—Pointing gestures are widely used in robot navigation approaches nowadays. However, most approaches only use pointing gestures, and these have two major limitations. Firstly, they need to recognize pointing gestures all the time, which leads to long processing time and significant system overheads. Secondly, the user’s pointing direction may not be very accurate, so the robot may go to an undesired place. To relieve these limitations, we propose a voice-guided pointing robot navigation approach named VGPN, and implement its prototype on a wheeled robot, TurtleBot 2. VGPN recognizes a pointing gesture only if voice information is insufficient for navigation. VGPN also uses voice information as a supplementary channel to help determine the target position of the user’s pointing gesture. In the evaluation, we compare VGPN to the pointing-only navigation approach. The results show that VGPN effectively reduces the processing time cost when pointing gesture is unnecessary, and improves the user satisfaction with navigation accuracy.

Index Terms—pointing gesture, voice, robot, navigation

I. INTRODUCTION

With the rapid development of robot technology, robots are becoming ever more important. As an important research topic, robot navigation interaction aims to provide an intuitive and natural way for humans to control the movement of robots.

Voice is a commonly used way of robot navigation for humans, and many previous approaches [1]–[5] are based on it. This method requires the user to describe the target place. But a significant limitation of this method occurs when the target place is hard to describe, in which case the user is forced to use extended descriptions comprising many words. Additionally, some words may be hard for the robot to understand, such as uncertain terms and numbers (“go *near* to the *eleventh* chair behind the bed”).

Compared to voice, using pointing gesture is a more intuitive and natural way, and recently more and more approaches [6]–[10] are based on it. This way only requires the user to point at the target place without speaking at all; so this way is much more convenient. However, pointing-only has two major limitations in practical use. Firstly, pointing gesture recognition is often time-consuming because of complex image processing, and the pointing-only way needs to recognize pointing gestures continuously, which leads to long processing

time and considerable system overheads. Secondly, the user’s pointing direction may not be very accurate, so the robot may go to an undesired place.

To improve the performance of pointing-only robot navigation, we propose to use voice information to guide it. In this way, the user points at the target place and issues simple voice commands that contain demonstrative pronouns such as “that” and “there”. By using voice guidance, pointing robot navigation can achieve better efficiency and accuracy. For example, there are two common scenarios:

- *Scene 1.* Speech is sufficient for robot navigation, and pointing gesture is unnecessary. For example, when the user says “go to that door” and points at the door, if there is only one door nearby, the robot can directly go to the door, without needing to understand the user’s pointing gesture. Another example is that, when the user says “go forward” and points forwards, the robot can just go forward, the pointing gesture need not be recognized.
- *Scene 2.* The pointing direction is not very accurate, and speech describes the navigation target. For example, if there are three chairs not so close to each other, when the user says “go to that chair” and points at the bed nearby the desired chair, the robot should go to the chair, because the user very probably means the chair.

In this paper, we propose a voice-guided pointing robot navigation approach named VGPN, which can improve both the efficiency and the accuracy of pointing robot navigation. To improve efficiency, VGPN recognizes a pointing gesture only if voice information is insufficient for navigation. Consequently, when pointing gesture is unnecessary, VGPN can effectively reduce processing time costs and system overheads caused by recognizing pointing gesture continuously. To improve accuracy, VGPN uses voice information as supplementary information to help determine the target place of the user’s pointing gesture. We implement the prototype of VGPN on a wheeled robot, TurtleBot 2. And by using an existing SLAM approach [11], VGPN can navigate the robot to a target place unrestricted by sensor range.

We make two main contributions in this paper:

- (1) We propose a voice-guided pointing robot navigation

approach named VGPN, which can improve both the efficiency and accuracy of pointing robot navigation.

- (2) We implement the prototype of VGPN on a wheeled robot, TurtleBot 2, and evaluate its efficiency and accuracy. The results show that, compared to the pointing-only approach without voice guidance, VGPN reduces 79.8% processing time costs when pointing gesture is unnecessary, and also effectively improves user satisfaction with navigation accuracy.

The remainder of this paper is organized as follows. Section II shows the related work of pointing-based robot navigation. Section III introduces VGPN and its implementation in detail. Section IV presents the evaluation of VGPN. Finally, Section V concludes this paper.

II. RELATED WORK

A. Pointing-based Robot Navigation

Using pointing gestures is a natural way to interact with robots to specify the spatial position of a target location, and many approaches use it to perform robot navigation [6]–[10]. These approaches translate pointing gestures into a goal for the robot, and navigate the robot to that goal. Yoshida et al. [7] propose a pointing navigation approach based on a fish-eye camera. However, to use this approach, the user has to wear a bright and uniform color jacket and gloves. Moreover, the user has to keep pointing until the robot reaches the desired position in [7], [9]. The approach proposed in [10] requires the user to raise their left hand to trigger the movement of the robot, so this way is not natural.

Existing pointing-only approaches for robot navigation have two major limitations. Firstly, they need to recognize pointing gestures all the time, which is costly in time and resource. Secondly, the accuracy of robot navigation heavily depends on the accuracy of the user’s pointing direction.

B. Voice- and Pointing-based Human-Robot Interaction

Combining voice and pointing gestures is an interesting way for Human-Robot Interaction (HRI), and it has received close attention. There are many HRI approaches [12]–[17] that are based on this combination. Bolt [12] proposes a “Put-That-There” natural graphics interface using voice and pointing gestures. Stiefelwagen et al. [13] present a robot for natural multi-modal HRI using speech, head pose and pointing gestures. Tscharn et al. [16] combine voice and pointing gestures to instruct a car about desired interventions which include spatial references. In [17], a robot can execute a vague task by combining verbal language and pointing gestures. For robot navigation, there are only few existing approaches that combine voice and pointing gestures. [15] is such an approach, but it still needs to recognize pointing gestures all the time.

Combining voice and pointing gestures is a commonly used way in HRI, but it is hardly directly used in robot navigation.

III. APPROACH

In this section, we introduce VGPN and describe its implementation in detail.

Figure 1 shows the overall procedure of VGPN, which consists of three phrases:

- **Voice understanding.** VGPN receives a voice signal from the user and understands voice commands.
- **Pointing direction estimation.** VGPN calculates the pointing direction of the user.
- **Target decision.** VGPN decides the target position using voice guidance.

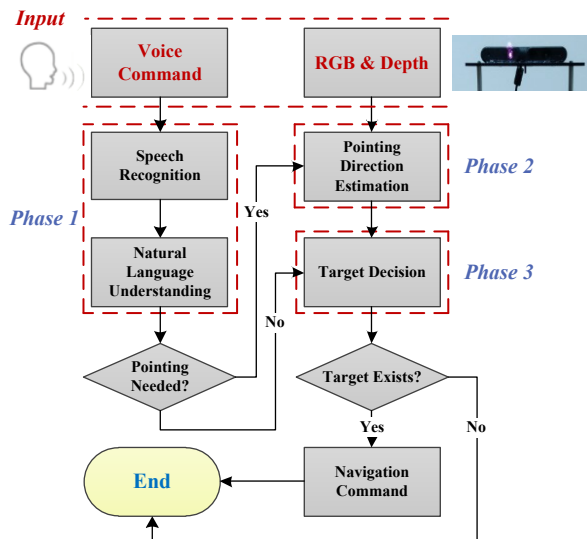


Fig. 1. Overall procedure of VGPN. VGPN receives voice command from the user and recognizes speech as natural language text, then natural language understanding is executed. If a pointing gesture is needed, VGPN estimates the pointing direction of the user, otherwise it directly decides the target position. If the navigation target exists, VGPN navigates the robot to the target position.

A. Phase 1: Voice Understanding

In this phase, we perform voice understanding. It consists of two steps, namely speech recognition and natural language understanding.

Firstly, the robot is awakened by a wake-up word, and once awake it receives a voice command from the user. Then VGPN uses a Speech-to-Text (STT) engine to recognize the voice command as natural language text. Secondly, VGPN translates the natural language text into an intermediate instruction, which can be understood by the robot.

In the second step, we perform the following actions:

- (1) Parse the natural language text into a dependency model.
- (2) Parse the dependency model into a unique and equivalent string-representation.
- (3) Map the string-representation to an instruction template, which is a structured intermediate representation.
- (4) Replace corresponding markers in the instruction template with words from the natural language text.

In the implementation, we use LTP (Language Technology Platform) [18] dependency parser to parse Chinese commands into a dependency model. Supporting English commands is future work. Figure 2 shows how the sentence “go to that

chair” in Chinese is parsed into a intermediate instruction “goto (chair, that)”.

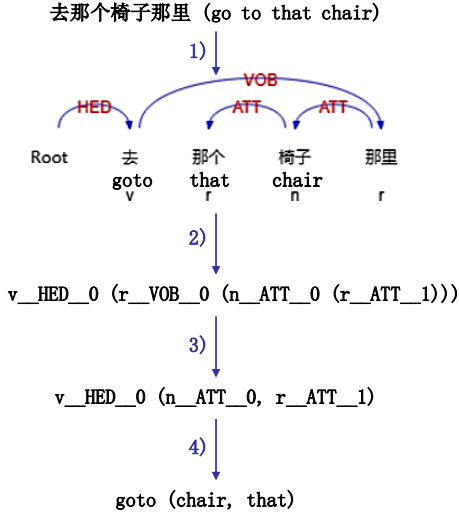


Fig. 2. Understanding process of the sentence “go to that chair”. 1) Parse “go to that chair” into a dependency model. 2) Parse the dependency model into a unique string-representation “v_HED_0 (r_VOB_0 (n_ATT_0 (r_ATT_1)))”. 3) The string-representation corresponds to the instruction template “v_HED_0 (n_ATT_0, r_ATT_1)”. 4) Replace “v_HED_0” with “goto”, replace “n_ATT_0” with “chair”, replace “r_ATT_1” with “that”.

Similarly, “go there” can be parsed into “goto (there)”, “go to that black chair” can be parsed into “goto (chair, black, that)”, and “turn 90 degree left” can be parsed into “turn (left, 90, degree)”.

If the output instruction indicates that pointing gesture is unnecessary, VGPN will skip pointing direction estimation. In fact, there are two common cases in which no pointing gesture is needed: 1) The output instruction does not contain demonstrative pronouns. For example, the user says “go forward”. 2) The output instruction contains a description of the target object and the object is unique in the environment. For example, the user says “go to that door”, and there is only one unique door in the environment.

B. Phase 2: Pointing Direction Estimation

In this phase, we use two keypoints of the human body to generate a vector which represents the pointing direction of the user. Specifically, we use the vector from the user’s eye to the user’s wrist as the pointing direction. This vector has been proved to achieve better accuracy compared to other vectors. Nickel et al. [19] find that people tend to look at the pointing target when they perform a pointing gesture, and Abidi et al. [9] find that 62% of participants were satisfied with the pointing direction from eye to hand/finger.

To estimate the pointing direction, after depth registration, by using rgb and depth data, we can get the 3D coordinate of the extracted body keypoints. The pointing direction can be formed as the equation:

$$\vec{D} = T_{c \rightarrow m}(\vec{J}_e + t(\vec{J}_w - \vec{J}_e)) \quad (1)$$

where $\vec{D} \in \mathbb{R}^3$ represents the parameterized pointing direction; $T_{c \rightarrow m}$ represents the transformation from camera frame c to map frame m ; $\vec{J}_e \in \mathbb{R}^3$ and $\vec{J}_w \in \mathbb{R}^3$ represent the 3D eye and wrist coordinate in camera frame, respectively; $t \in \mathbb{R}^+$ represents a non-negative real-valued parameter of the parameterized pointing direction.

In our implementation, we use the open source library OpenPose [20]–[22] to detect human body keypoints. OpenPose provides state-of-the-art approach of 2D real-time multi-person keypoint detection, which enables the robot to recognize pointing direction in a multi-person scenario.

Figure 3 shows the result of pointing direction estimation. We use two pointing direction configurations, which are the vectors from right eye to right wrist (REW) and from left eye to left wrist (LEW). If the angle between REW and the main body part (which is assumed to be vertically downwards) is larger than that between LEW and the main body part (see Figure 3(a1)), the pointing direction will be REW (see Figure 3(a2)). Otherwise (see Figure 3(b1)), the pointing direction will be LEW (see Figure 3(b2)).

We also handle some exceptional cases in this phase. For example, when there are no people in the image, the robot will say “Sorry, I can’t see you!” to notify the user, by applying a Text-To-Speech (TTS) service; when the user does not perform a pointing gesture, the robot will say “Sorry, where are you pointing at?”.




Fig. 3. The result of pointing direction estimation. (a2) shows the REW vector of (a1) and (b2) shows the LEW vector of (b1).

C. Phase 3: Target Decision

In this phase, we decide the target position according to the output instruction generated in phase 1 and the pointing direction estimated in phase 2.

When the output instruction contains a description of the target object, for example “goto (chair, black, that)”, the navigation target is regarded as the position of the described object. Otherwise, for example, “goto (there)”, the navigation target is regarded as the intersection point between the pointing direction vector and the ground.

However, errors coming from some aspects may decrease the accuracy of pointing navigation, mainly including: 1) the user's pointing direction is inaccurate; 2) the 2D coordinate of the body joints extracted by the OpenPose is inaccurate; 3) the depth data from the RGB-D camera is inaccurate, so the 3D joints coordinate in camera frame is inaccurate; 4) the transformation between camera and robot center is inaccurate; 5) the robot position estimated by the SLAM approach is inaccurate.

In order to improve the accuracy of determining the indicated object, combining voice information is a practical solution [23], [24]. If the voice command contains a description of the target object, we can decide the target location with the following steps:

- 1) Firstly, we calculate the intersection point P between the pointing direction vector and the ground.
- 2) Secondly, we add the object in the environment that satisfies the description into a candidate target set T .
- 3) Thirdly, we calculate the Euclidean distance between the intersection point P and the objects in set T .
- 4) Finally, we identify the location of the object in set T that has the smallest Euclidean distance as the navigation target.

IV. EVALUATION

In this section, we evaluate the prototype of VGPN on a real robot to validate its efficiency and navigation accuracy, compared to the pointing-only approach.

A. Experimental Setup

The evaluation runs on the TurtleBot2 platform, as shown in Figure 4. The robot is equipped with an Asus Xtion Pro Live RGB-D camera and a Sick TIM561 2D range sensor. The laptop is equipped with an Intel core i7-8750H (6 cores @2.2GHz) CPU and a NVIDIA GeForce GTX 1080 GPU. The operating system of the laptop is Ubuntu 14.04 64-bit. The mobile base is an iClebo Kobuki, and the height of the robot is about 67.5 centimeter.



Fig. 4. The robot platform. TurtleBot 2 platform equipped with a RGB-D camera, a 2D range sensor and a Kobuki mobile base.

The VGPN prototype is implemented on ROS (Robot Operating System). This prototype consists of five parts: 1) a

speech recognizer¹; 2) a speech synthesis module²; 3) VGPN core implementation; 4) a Cartographer [11] 2D lidar SLAM module; 5) a path planner and movement control module³.

We assume that the robot has already built a navigation map by applying the SLAM approach. To give the robot knowledge about the environment, the position coordinate and property of objects have been annotated beforehand. We use the PocketSphinx¹ STT engine for recognizing speech as natural language text, and we apply the aliyun² TTS service to create speech from text. Alternative speech recognizers and speech synthesis modules can be easily applied to our system.

Figure 5 shows a typical interaction scenario. The user wears a Bluetooth headset, then points at a target place and issues a voice command. VGPN understands the voice command and estimates pointing direction from rgb (see Figure 5(a)) and depth (see Figure 5(b)) data. After determining the target position by combining the voice command and the pointing direction, VGPN publishes a navigation goal (see Figure 5(c)). Finally, a proper path is planned³, and the robot navigates itself to the target position.




Fig. 5. The user interacts with the robot. (a) The received rgb image. (b) The received depth image. (c) The navigation map. The blue dots represent laser scan points. The lower red arrow indicates the current position of the robot, the upper red arrow indicates the target position, the green line indicates the planned path.

To show the effectiveness of voice guidance, we compared VGPN to the pointing-only approach that without voice guidance. The pointing-only approach recognizes pointing gestures all the time, and treats the intersection point between the pointing direction vector and the ground as the target position.

B. Efficiency Analysis

In this section, we validate the efficiency of VGPN compared to the pointing-only approach.

We recruited five volunteers, and asked them to use VGPN and the pointing-only approach to navigate the robot. Each volunteer tries 20 times. The volunteer says “go to that door” and points at the door that is unique in the environment.

¹<https://github.com/cmuspinx/pocketsphinx/>

²<https://data.aliyun.com/product/nls/>

³http://wiki.ros.org/move_base/

We measure the processing time cost of the pointing-only approach and VGPN, including:

- T1: the time cost of speech recognition.
- T2: the time cost of pointing direction estimation.
- T3: apart from T1 and T2, the time cost of all other parts(such as message transportation and intersection point calculation) from receiving voice command to publishing navigation goal.
- T: total processing time cost, which is the time from receiving voice command to publishing navigation goal.

TABLE I
THE PROCESSING TIME COST OF THE POINTING-ONLY APPROACH AND VGPN, INCLUDING MEAN AND SD (STANDARD DEVIATION)

Part	Pointing-only(ms) Mean(\pm SD)	VGPN(ms) Mean(\pm SD)
T1	0(\pm 0)	21.38(\pm 8.88)
T2	123.80(\pm 9.76)	0(\pm 0)
T3	27.93(\pm 7.08)	9.23(\pm 2.68)
T	151.73(\pm 10.89)	30.61(\pm 9.40)

Table I shows the processing time cost of the pointing-only approach and VGPN. The pointing-only approach only uses voice to trigger the pointing direction estimation, and it does not need to recognize speech, so T1 for the pointing-only approach is 0. VGPN can effectively skip unnecessary pointing direction estimations, so T2 for VGPN is 0. Because VGPN does not need to fetch image and calculate intersection point in this case, T3 for VGPN is reduced from 27.93ms to 9.23ms in average. Even with a NVIDIA GeForce GTX 1080 GPU, the state-of-the-art approach [20] of multi-person keypoint detection spends about 100ms. Particularly, running with CPU is \sim 50x slower than that with GPU.

From the results, VGPN in total decreases the processing time cost of pointing robot navigation from 151.73ms to 30.61ms, so it reduces about $\frac{151.73-30.61}{151.73} \approx 79.8\%$ unnecessary processing time cost, when pointing gesture is unnecessary.

C. Accuracy Analysis

In this section, we evaluate the accuracy of VGPN compared to the pointing-only approach in two aspects:

Accuracy of intersection point. When the voice command does not contain a description of the target object, for example, the command is “go there”, the navigation target is the intersection point between the pointing direction vector and the ground. To validate the accuracy of this case, we performed an experiment as follows.

We collect 125 pointing navigation results from 5 volunteers. Each volunteer points at 5 target positions, and each position is pointed at by 5 different pointing gestures. Two of the 5 positions are near (distance \leq 2m) from the volunteer, two of the 5 positions are middle (2m<distance \leq 3m) from the volunteer, and one of the 5 positions is far (distance $>$ 3m) from the volunteer. When the volunteer points at different targets, the robot was placed in different positions and localized by the SLAM approach.

TABLE II
INTERSECTION POINT’S MEAN OFFSET AND STANDARD DEVIATION (SD) OF X-AXIS, Y-AXIS AND DISTANCE IN 125 POINTING GESTURES PERFORMED BY 5 VOLUNTEERS.

Position	Mean offset(cm)			SD(cm)		
	X	Y	Dis	X	Y	Dis
near	13.13	9.35	17.85	6.99	7.32	6.27
middle	22.06	15.82	30.30	12.57	12.64	11.29
far	41.006	68.47	82.26	34.10	36.23	43.37

Table II shows the results. We compute the intersection point’s mean offset for x-axis, y-axis and distance from the position where the volunteer is supposed to point at, and we also compute the intersection point’s standard deviation for x-axis, y-axis and distance.

Because it is more difficult to precisely point at a further position than a closer one, the mean accuracy of intersection point decreases as the distance increases.

User satisfaction with navigation accuracy. When the voice command contains a description of the target object, for example “go to that black chair”, the navigation target is the position of the described object. To validate the accuracy of this case, we performed the experiment as follows.

We put two objects 20 cm away from each other in the environment. Five volunteers stand 2m away from the two objects, and they use the pointing gesture and a voice command that describes the target to navigate the robot to one of the two objects. Each volunteer performs 10 pointing gestures, and the pointing direction is a little inaccurate. For example, the volunteer says “go to that chair” and points at a position that is near to the target chair. Each volunteer uses the pointing-only approach and VGPN, and reports their satisfaction score for navigation accuracy with a score 1 to 5 (5 is the best).

The satisfaction score qualitatively measures the navigation accuracy, and it is higher when navigation destination of the robot is closer to the target position. For example, when the user says “go to that chair” and points at the bed nearby the desired chair, the satisfaction score will be very low if the robot goes to the bed rather than the chair. We conducted an experiment called SAME when the two objects belong to the same category and have the same property, and conducted another experiment, DIFF, when the two objects belong to different categories.

As shown in Figure 6, almost all volunteers were not very satisfied with the navigation goal when using the pointing only. But by using VGPN, almost all volunteers were satisfied with the navigation accuracy. There are some cases that the volunteer points at a position which is nearer to the undesired target. In these cases for experiment SAME, VGPN may fail to navigate the robot to the desired location, and the score is lower than 5.

In the experiment, by using voice guidance in pointing navigation, VGPN can effectively navigate the robot to the desired target place, even though pointing direction of the target is inaccurate.

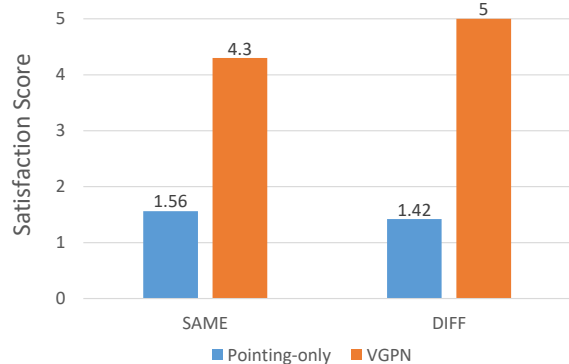


Fig. 6. The satisfaction score (5 is the best) of navigation accuracy for the pointing-only approach and VGPN. The experiment SAME is for the two objects belonging to the same category and have the same property, and the experiment DIFF is for the two objects belonging to different categories.

V. CONCLUSION

In this paper, we propose a voice-guided pointing approach for robot navigation, named VGPN. VGPN consists of three phases, namely voice understanding, pointing direction estimation and target decision. It allows the user to use voice and pointing gestures, to navigate the robot to a desired target position. VGPN recognizes pointing gestures only if the voice information is not sufficient for robot navigation, and determines target positions by combining voice commands and pointing directions. We evaluated VGPN on a wheeled robot, TurtleBot 2, and compared it to the pointing-only approach. The results show that VGPN can reduce 79.8% processing time cost of pointing robot navigation when pointing gesture is unnecessary, and VGPN can also improve the user satisfaction with navigation accuracy.

In the future, we plan to replace the Cartographer 2D SLAM with a 3D SLAM approach such as RTAB-Map⁴. Additionally, we plan to support English commands by using the Stanford dependency parser [25].

REFERENCES

- [1] X. Lv, M. Zhang, and H. Li, "Robot control based on voice command," in *IEEE International Conference on Automation and Logistics (ICAL)*, 2008, pp. 2490–2494.
- [2] S. Tellex, T. Kollar, S. Dickerson, M. R. Walter, A. G. Banerjee, S. Teller, and N. Roy, "Understanding natural language commands for robotic navigation and mobile manipulation," in *Proceedings of the Twenty-Fifth AAAI Conference on Artificial Intelligence (AAAI)*, 2011, pp. 1507–1514.
- [3] G. Teo, L. Reinerman-Jones, D. Barber, and I. Hudson, "Determining language for human to robot navigational commands," *Proceedings of the Human Factors and Ergonomics Society Annual Meeting*, vol. 58, no. 1, pp. 1691–1695, 2014.
- [4] M. A. V. J. Muthugala and A. G. B. P. Jayasekara, "Enhancing human-robot interaction by interpreting uncertain information in navigational commands based on experience and environment," in *IEEE International Conference on Robotics and Automation (ICRA)*, 2016, pp. 2915–2921.
- [5] —, "Interpreting uncertain information related to relative references for improved navigational command understanding of service robots," in *IEEE/RSJ International Conference on Intelligent Robots and System (IROS)*, 2017, pp. 6567–6574.
- [6] E. Sato, T. Yamaguchi, and F. Harashima, "Natural interface using pointing behavior for human-robot gestural interaction," *IEEE Transactions on Industrial Electronics*, vol. 54, no. 2, pp. 1105–1112, 2007.
- [7] K. Yoshida, F. Hibino, Y. Takahashi, and Y. Maeda, "Evaluation of pointing navigation interface for mobile robot with spherical vision system," in *IEEE International Conference on Fuzzy Systems (FUZZ-IEEE)*, 2011, pp. 721–726.
- [8] M. Van den Bergh, D. Carton, R. De Nijs, N. Mitsou, C. Landsiedel, K. Kuehnlentz, D. Wollherr, L. Van Gool, and M. Buss, "Real-time 3d hand gesture interaction with a robot for understanding directions from humans," in *IEEE International Symposium on Robot and Human Interactive Communication (RO-MAN)*, 2011, pp. 357–362.
- [9] S. Abidi, M. Williams, and B. Johnston, "Human pointing as a robot directive," in *ACM/IEEE International Conference on Human-Robot Interaction (HRI)*, 2013, pp. 67–68.
- [10] M. Tlgyessy, M. Dekan, F. Ducho, J. Rodina, P. Hubinsk, and L. Chovanec, "Foundations of visual linear humanrobot interaction via pointing gesture navigation," *International Journal of Social Robotics*, vol. 9, no. 4, pp. 509–523, 2017.
- [11] W. Hess, D. Kohler, H. Rapp, and D. Andor, "Real-time loop closure in 2d lidar slam," in *IEEE International Conference on Robotics and Automation (ICRA)*, 2016, pp. 1271–1278.
- [12] R. A. Bolt, "put-that-there: Voice and gesture at the graphics interface," in *Proceedings of the Seventh Annual Conference on Computer Graphics and Interactive Techniques (SIGGRAPH)*, 1980, pp. 262–270.
- [13] R. Stiefelhagen, C. Fugen, R. Gieselmann, H. Holzapfel, K. Nickel, and A. Waibel, "Natural human-robot interaction using speech, head pose and gestures," in *IEEE/RSJ International Conference on Intelligent Robots and System (IROS)*, vol. 3, 2004, pp. 2422–2427.
- [14] S. Carbini, L. Delphin-Poulat, L. Perron, and J.-E. Viallet, "From a wizard of oz experiment to a real time speech and gesture multimodal interface," *Signal Processing*, vol. 86, no. 12, pp. 3559–3577, 2006.
- [15] Z. Lei, Z. H. Gan, M. Jiang, and K. Dong, "Artificial robot navigation based on gesture and speech recognition," in *IEEE International Conference on Security, Pattern Analysis, and Cybernetics (SPAC)*, 2014, pp. 323–327.
- [16] R. Tscharn, M. E. Latoschik, D. Löffler, and J. Hurtienne, "stop over there: natural gesture and speech interaction for non-critical spontaneous intervention in autonomous driving," in *Proceedings of the 19th ACM International Conference on Multimodal Interaction (ICMI)*, 2017, pp. 91–100.
- [17] P. Yan, B. He, L. Zhang, and J. Zhang, "Task execution based-on human-robot dialogue and deictic gestures," in *IEEE International Conference on Robotics and Biomimetics (ROBIO)*, 2017, pp. 1918–1923.
- [18] W. Che, Z. Li, and T. Liu, "Ltp: a chinese language technology platform," in *Proceedings of the 23rd International Conference on Computational Linguistics: Demonstrations (COLING)*, 2010, pp. 13–16.
- [19] K. Nickel and R. Stiefelhagen, "Visual recognition of pointing gestures for humanrobot interaction," *Image and Vision Computing*, vol. 25, no. 12, pp. 1875–1884, 2007.
- [20] Z. Cao, T. Simon, S.-E. Wei, and Y. Sheikh, "Realtime multi-person 2d pose estimation using part affinity fields," in *IEEE Conference on Computer Vision and Pattern Recognition (CVPR)*, 2017.
- [21] T. Simon, H. Joo, I. Matthews, and Y. Sheikh, "Hand keypoint detection in single images using multiview bootstrapping," in *IEEE Conference on Computer Vision and Pattern Recognition (CVPR)*, 2017.
- [22] S.-E. Wei, V. Ramakrishna, T. Kanade, and Y. Sheikh, "Convolutional pose machines," in *IEEE Conference on Computer Vision and Pattern Recognition (CVPR)*, 2016.
- [23] T. Mizuno, Y. Takeuchi, H. Kudo, T. Matsumoto, N. Ohnishi, and T. Yamamura, "Informing a robot of object location with both hand-gesture and verbal cues," *IEEJ Transactions on Electronics Information and Systems*, vol. 123, no. 12, pp. 2142–2151, 2003.
- [24] O. Sugiyama, T. Kanda, M. Imai, H. Ishiguro, and N. Hagita, "Three-layered draw-attention model for humanoid robots with gestures and verbal cues," in *IEEE/RSJ International Conference on Intelligent Robots and System (IROS)*, 2005, pp. 2423–2428.
- [25] D. Chen and C. D. Manning, "A fast and accurate dependency parser using neural networks," in *Conference on Empirical Methods in Natural Language Processing (EMNLP)*, 2014, pp. 740–750.

⁴<http://introlab.github.io/rtabmap/>