

# FROM CURVES TO CURRENTS

DÍDAC MARTÍNEZ-GRANADO AND DYLAN P. THURSTON

ABSTRACT. Many natural functionals on closed curves are known to extend continuously to the larger space of geodesic currents. For instance, the extension of hyperbolic length with respect to a fixed metric was a motivating example for the development of geodesic currents. We give a simple criterion on a curve functional that guarantees it extends to geodesic currents. It is easy to see that our criterion is satisfied for almost all the known examples of continuous functions on geodesic currents, while also applying to new examples like extremal length.

## CONTENTS

1. Introduction	1
2. Background on curves and currents	5
3. Convexity and continuity	11
4. Examples	12
5. Counting problems	23
6. Defining the extension	25
7. Constructing global cross-sections	32
8. Join lemma	34
9. Continuity of the extension	40
10. The extension extends	43
11. Hyperbolic geometry estimates	45
12. Stable functionals	47
References	49

## 1. INTRODUCTION

Geodesic currents on surfaces are measures that realize a suitable closure of the space of weighted (multi-)curves on a surface. They were first introduced by Bonahon in his seminal paper [Bon88]. Many metric structures can be embedded in the space of currents, such as hyperbolic metrics [Bon88, Theorem 12] or half-translation structures [DLR10, Theorem 4]. Thus, geodesic currents allow one to treat curves and metric structures on surfaces as the same type of object. Via this unifying framework, counting curves of a given topological type and counting lattice points in the space of deformations of geometric structures become the same problem [RS19, Main Theorem]. Geodesic currents also play a key step in the proof of rigidity of the marked length spectrum for metrics, via an argument by Otal [Ota90, Théorème 2]. Finally, they provide a boundary of the Teichmüller space of non-compact surfaces [BŠ18, Theorem 2].

In this paper we consider the problem of extending continuously a function defined on the space of weighted multi-curves to its closure, the space of geodesic currents.

Previous work of Bonahon extended the notion of geometric intersection number as a continuous function of two geodesic currents [Bon86, Proposition 4.5]. This allowed him to extend hyperbolic length to geodesic currents by following the principle of realizing it as an intersection number with a distinguished geodesic current [Bon88, Proposition 14].

The same principle using intersection numbers has been used by many authors to extend length for many other metrics: Otal for negatively curved Riemannian metrics [Ota90, Proposition 3], Croke-Fathi-Feldman for non-positively curved Riemannian metrics [CFF92, Theorem A], Hersch-Paulin for negatively curved metrics with conical singularities [HP97, Theorem A], Bankovic-Leininger [BL18, Main Theorem] for non-positively curved Euclidean cone metrics, Duchin-Leininger-Rafi more explicitly for singular Euclidean structures associated to quadratic differentials [DLR10, Lemma 9], and Erlandsson for word-length with respect to simple generating sets of the fundamental group [Erl19, Theorem 1.2].

Another line of results on extending functions to geodesic currents was also started by Bonahon, who showed how to extend stable lengths to geodesic currents, not just for surface groups but for general hyperbolic groups [Bon91, Proposition 10]. This result was recently improved by Erlandsson-Parlier-Souto, who used the return map of the geodesic flow to remove technical assumptions. These constructions apply, for instance, to arbitrary Riemannian metrics and the stable version of word-lengths for arbitrary generating sets.

The problem of extending functions to geodesic currents is interesting in itself, since, by a result of Rafi and Souto reviewed in Section 5, it provides a way to compute asymptotics of the number of curves of a fixed type with a bounded “length”, for a notion of “length” that extends to currents [RS19, Main Theorem]. Their result builds on work by Mirzakhani [Mir16, Theorem 7.1] and Erlandsson-Souto [ES16, Proposition 4.1]. Recently, Erlandsson and Souto have given a new argument to compute these asymptotics [ES20, Theorem 8.1].

Our main theorem gives a simple criterion on functions defined on weighted multi-curves that guarantees they extend to geodesic currents. Our result subsumes most of the previous extension results mentioned above, and provides new extensions for other notions of “length”, such as extremal length, thus yielding counting asymptotics for them.

Our proof does not use Bonahon’s principle on intersection numbers. Although we drew some inspiration from the dynamics of Erlandsson-Parlier-Souto [EPS20], our techniques are distinct.

## 1.1. Main results.

**Definition 1.1.** Let  $f: \mathbb{R}\mathcal{C}^+(S) \rightarrow \mathbb{R}$  be a functional defined on the space of weighted oriented multi-curves (that is, linear combinations of not-necessarily-simple oriented curves with non-negative weights; see Definition 2.2). We define several properties that  $f$  might satisfy.

- **Quasi-smoothing:** There is a constant  $R$  with the following property. Let  $C$  be an oriented curve on  $S$  with weight 1, and let  $x$  be an essential crossing of  $C$ . Let  $C'$  be the oriented smoothing of  $C$  at  $x$ . Then  $f(C) \geq f(C') - R$  for some universal constant  $R$  possibly depending on  $f$ . Schematically, we have

$$(1.2) \quad f \left( \text{diagram 1} \right) \geq f \left( \text{diagram 2} \right) - R$$

See Definition 2.15 for “essential crossing”. Loosely, it is a crossing that cannot be removed by homotopy. See Definition 2.16 for “oriented smoothing”.

- **Smoothing:** We take  $R = 0$  in the above definition of quasi-smoothing:

$$(1.3) \quad f \left( \text{diagram with self-crossing} \right) \geq f \left( \text{diagram with two crossings} \right)$$

- **Convex union:** Let  $C_1$  and  $C_2$  be two oriented curves on  $S$ . Then

$$(1.4) \quad f(C_1 \cup C_2) \leq f(C_1) + f(C_2).$$

- **Additive union:** The inequality in the above definition becomes an equality:

$$(1.5) \quad f(C_1 \cup C_2) = f(C_1) + f(C_2).$$

Many natural functions on oriented curves satisfy the additive union property; for instance, length with respect to an arbitrary length metric on  $S$  satisfies it by definition. The square root of extremal length is an example of a function satisfying convex union, but not additive union (Section 4.8). The convex union property of  $f$  implies that, for a fixed oriented multi-curve,  $f$  is a convex as a function of the weights (Proposition 3.3).

There are many functionals on oriented curves satisfying the smoothing property, such as hyperbolic length, extremal length, intersection number with a fixed curve, or length from a length metric on  $S$ . For an example of a natural functional that satisfies quasi-smoothing but not smoothing, we have the word-length of a curve with respect to an arbitrary generating set of a surface group (Example 4.10). As we will see in Section 4, in many natural examples of functions on multi-curves, the (quasi-)smoothing property is easy to check.

**Definition 1.6.** For  $C$  an oriented curve,  $nC$  is the oriented curve that consists of  $n$  parallel copies of  $C$  (so with  $n$  times as many components or, in the context of weighted oriented curves, with weights multiplied by  $n$ ), and  $C^n$  is the oriented curve with as many components as  $C$ , in which each component of  $C$  is covered by an  $n$ -fold cover. That is, if  $g \in \pi_1(S, x)$  represents  $C$ ,  $g^n$  represents  $C^n$ .

**Definition 1.7.** Let  $f: \mathbb{RC}^+(S) \rightarrow \mathbb{R}$  be a functional defined on weighted oriented multi-curves. We define some further properties  $f$  might satisfy:

- **Homogeneity:** For an arbitrary oriented multi-curve  $C$ ,

$$(1.8) \quad f(nC) = nf(C).$$

- **(Weak) Stability:** For an arbitrary oriented multi-curve  $C$ :

$$(1.9) \quad f(C^n) = f(nC)$$

- **Strong Stability:** For arbitrary oriented multi-curves  $C, D$ :

$$(1.10) \quad f(D \cup C^n) = f(D \cup nC)$$

Additive union implies homogeneity, and if  $f$  satisfies convex union,  $f(nC) \leq nf(C)$ . If  $f$  satisfies quasi-smoothing, then  $f(nC) - nR \leq f(C^n)$ , since the self-crossings in  $C^n$  are essential crossings by definition (see Definition 2.15).

In what follows, we will assume the curve functionals  $f: \mathbb{RC}^+(S) \rightarrow \mathbb{R}$  are homogeneous, satisfy convex union, and come from one of the following sources.

- (1) Extensions of a function  $f: \mathbb{QC}^+(S) \rightarrow \mathbb{R}$  defined on multi-curves with rational coefficients to a function on  $\mathbb{RC}^+(S)$ . This extension is obtained since, by convex union and homogeneity,  $f$  is a rational-convex function of the weights for a fixed multi-curve (Corollary 3.4).

- (2) A function  $f: \mathbb{R}\mathcal{C}^+(S) \rightarrow \mathbb{R}$  which is also a continuous function as a function of the weights on a fixed multi-curve.
- (3) A function  $f: \mathbb{R}\mathcal{C}^+(S) \rightarrow \mathbb{R}$  satisfying convex union and, furthermore, real-homogeneity (as opposed to only integer-homogeneity).

All these conditions suffice to guarantee that the resulting function  $f$  restricted to a fixed multi-curve with variable weights is a real-convex and therefore continuous function of the weights. This is just a minor technical point to rule out pathological examples of rationally-convex functions on the reals that are not continuous; see Section 3 for more details.

**Theorem A.** *Let  $f: \mathbb{R}\mathcal{C}^+(S) \rightarrow \mathbb{R}$  be a functional defined on weighted oriented multi-curves satisfying the quasi-smoothing, convex union, stability, and homogeneity properties. Then there is a unique continuous homogeneous function  $\bar{f}: \mathcal{GC}^+(S) \rightarrow \mathbb{R}_{\geq 0}$  that extends  $f$ .*

In the case of unoriented curves, there are two possible smoothings of an essential crossing, not distinguished from each other. Then we have the following version of the theorem, proved in Section 2.4.

**Corollary 1.11.** *Let  $f: \mathbb{R}\mathcal{C}(S) \rightarrow \mathbb{R}$  be a functional defined on weighted unoriented multi-curves satisfying quasi-smoothing for both possible smoothings of a crossing, in addition to the convex union, stability, and homogeneity properties. Then there is a unique continuous homogeneous function  $\bar{f}: \mathcal{GC}(S) \rightarrow \mathbb{R}$  that extends  $f$ .*

Theorem A should be thought of as an analogue of the classical theorem that a convex function defined on the rational points in a finite-dimensional vector space automatically extends continuously to a convex function defined on the whole vector space (Proposition 3.1(3)). As in the classical case, the functions on geodesic currents arising from this construction are restricted, as the next example shows. (This example is almost the only function we are aware of where our techniques do not suffice to prove continuity of the extension.)

**Example 1.12.** Consider the function on curves given by the square-root of self-intersection number, i.e.,  $f(C) := \sqrt{i(C, C)}$ . Since intersection number is a continuous two-variable function [Bon86, Proposition 4.5], it follows that  $f$  extends continuously to geodesic currents. However,  $f$  does not satisfy convex union. For instance, take  $C_1$  and  $C_2$  be two simple closed curves intersecting once. For any multi-curve,  $i(C, C)$  is twice the self-intersection number of  $C$ . Thus  $f(C_1 \cup C_2) = \sqrt{2}$ , but  $f(C_1) + f(C_2) = 0$ , contradicting convex union. On the other hand,  $f$  clearly satisfies smoothing.

On the other hand, the stability and homogeneous properties are necessary conditions for an extension to exist for elementary reasons, as the multi-curves  $nC$  and  $C^n$  should represent the same currents (Example 4.10). However, a function that satisfies quasi-smoothing and convex union can be modified to get a function satisfying all the hypotheses of Theorem A.

**Theorem B.** *Let  $f: \mathbb{R}\mathcal{C}^+(S) \rightarrow \mathbb{R}_{\geq 0}$  be a curve functional satisfying quasi-smoothing and convexity. Then the stabilized functional*

$$\|f\|(C) := \lim_{n \rightarrow \infty} \frac{f(C^n)}{n}.$$

*satisfies quasi-smoothing, convexity, strong stability, and homogeneity, and thus extends to a continuous function on  $\mathcal{GC}^+(S)$ .*

Theorem B is proved in Section 12, although the implication that weak stability implies strong stability is used in the proof of Theorem A.

## 1.2. Proof outline of Theorem A.

*Proof of Theorem A.* The proof proceeds by studying the geodesic flow on the unit tangent bundle to  $S$  (with respect to an arbitrary hyperbolic metric), picking a suitable global cross-section with boundary  $\tau$ , and looking at a “smeared first return map” to  $\tau$ .

The proof breaks up into the following steps.

- **Step 1:** In Section 6, we define the smeared first return map and define the extension  $f_\tau$  to geodesic currents as a limit in Equation 6.26, assuming a suitable global cross-section  $\tau$  exists.
- **Step 2:** In Section 7, we find a suitable  $\tau$ .
- **Step 3:** In Section 8, Proposition 8.6, we show the limit defining  $f_\tau$  exists.
- **Step 4:** In Section 9, Proposition 9.8, we show that  $f_\tau$  is a continuous function on oriented geodesic currents.
- **Step 5:** In Section 10, Proposition 10.5 we show that  $f_\tau$  extends  $f$  for weighted oriented curves.

The definition of  $f_\tau$  depends on many choices: the hyperbolic metric on  $S$ , a choice of global cross-section  $\tau$ , and in fact nested cross-sections  $\tau_0 \subset \tau \subset \tau'$  and a choice of bump function  $\psi$  on  $\tau$  (see Definition 6.1). Different choices yield, a priori, different extensions  $f_\tau$ . But we have proved that  $f_\tau$  is a continuous function on the space of geodesic currents, and moreover it restricts to  $f$  on weighted multi-curves. Since weighted multi-curves are a dense subset of the space of geodesic currents (see Section 2.6), the extension doesn’t depend on these choices. This proves Theorem A.  $\square$

If the convex union property of  $f$  is strengthened to additive union and the quasi-smoothing property is strengthened to smoothing, then in fact this extension to geodesic currents comes from intersection with a fixed current (as in the proofs of extension that used Bonahon’s principle). This will appear in a forthcoming paper. For this stronger result, the strict smoothing property is necessary, since intersection number cannot increase after smoothing an essential crossing.

**1.3. Acknowledgments.** We thank Francisco Arana, Martin Bridgeman, Maxime Fortier Bourque, Kasra Rafi and Tengren Zhang for helpful conversations. The first author was supported by the Mathematics Department Indiana University Bloomington, via the Hazel King Thompson fellowship and the Indiana University Graduate School under the Dissertation Research Fellowship. The second author was supported by the National Science Foundation under Grant Number DMS-1507244.

## 2. BACKGROUND ON CURVES AND CURRENTS

Throughout this paper,  $S$  is a fixed oriented compact 2-manifold without boundary. If we fix an arbitrary (hyperbolic) metric on  $S$ , we will denote it by  $\Sigma$ . The various types of curves and associated objects we consider are summarized in Table 1.

### 2.1. Curves.

**Definition 2.1** (multi-curve). A *concrete multi-curve*  $\gamma$  on a surface  $S$  is a smooth 1-manifold without boundary  $X(\gamma)$  together with a map (also called  $\gamma$ ) from  $X(\gamma)$  into  $S$ .  $X(\gamma)$  is not necessarily connected. We say that  $\gamma$  is *trivial* if it is homotopic to a point.

Notation	Meaning
$S$	topological surface
$\Sigma$	Riemannian surface
$UT\Sigma$	unit tangent bundle over $\Sigma$
$\phi_t$	geodesic flow on $UT\Sigma$
$\tau$	cross-section to the geodesic flow
$\psi$	bump function on a cross-section
$\mathcal{S}(S)$	unoriented simple multi-curves
$\mathcal{C}(S)$	unoriented multi-curves
$\mathcal{S}^+(S)$	oriented simple multi-curves
$\mathcal{C}^+(S)$	oriented multi-curves
$G(S)$	space of unoriented geodesics on $\tilde{S}$
$G^+(S)$	space of oriented geodesics on $\tilde{S}$
$\mathbb{R}\mathcal{S}(S)$	weighted unoriented simple multi-curves
$\mathbb{R}\mathcal{C}(S)$	weighted unoriented multi-curves
$\mathbb{R}\mathcal{S}^+(S)$	weighted oriented simple multi-curves
$\mathbb{R}\mathcal{C}^+(S)$	weighted oriented multi-curves
$\gamma$	concrete multi-curve on $S$
$C$	multi-curve on $S$

TABLE 1. Notation for the objects related to surfaces, curves, and geodesic currents.

Two concrete multi-curves  $\gamma$  and  $\gamma'$  are *equivalent* if they are related by a sequence of the following moves:

- *homotopy* within the space of all maps from  $X(\gamma)$  to  $S$ ;
- *reparametrization* of the 1-manifold; and
- *dropping* trivial components.

The equivalence class of  $\gamma$  is denoted by  $[\gamma]$ , and we will call it a *multi-curve*. If  $X(\gamma)$  is connected, we will call  $[\gamma]$  a *curve*; a curve is equivalent to a conjugacy class in  $\pi_1(S)$ . When we just want to refer to the equivalence class of a (multi-)curve, without distinguishing a representative, we will use capital letters such as  $C$ . A concrete multi-curve  $\gamma$  is *simple* if  $\gamma$  is injective, and a multi-curve is simple if it has a concrete representative that is simple. We write  $\mathcal{S}(S)$  for the space of simple multi-curves on  $S$  and  $\mathcal{C}(S)$  for the space of all multi-curves.

We also consider *oriented multi-curves*, which we will still denote by  $\gamma$ , in which  $X(\gamma)$  is oriented. We add the further condition in the equivalence relation that the reparametrizations must be orientation-preserving. In this paper, unless stated otherwise, we will be working with oriented multi-curves. The spaces of oriented simple and general multi-curves are denoted  $\mathcal{S}^+(S)$  and  $\mathcal{C}^+(S)$ , respectively.

**Definition 2.2** (weighted multi-curve). A *weighted multi-curve*  $C = \bigcup_i a_i C_i$  is a multi-curve in which each connected component is given a non-negative real coefficient  $a_i$ . If coefficients are not specified, they are 1. We add a further move to the equivalence relation:

- *merging* two parallel components and adding their weights, or dropping a component with weight 0.

For instance,  $CUC$  is equivalent to  $2C$ . The space of weighted multi-curves up to equivalence is denoted by appending an  $\mathbb{R}$  in front of their non-weighted names, so  $\mathbb{R}\mathcal{S}(S)$  is the space of weighted simple multi-curves and  $\mathbb{R}\mathcal{C}(S)$  is the space of weighted general multi-curves. This is a slight abuse of notation since the weights are required to be non-negative.

## 2.2. Space of geodesics.

**Definition 2.3** (Boundary at infinity). Endow  $S$  with a complete hyperbolic metric  $g$ ; we denote the pair  $(S, g)$  by  $\Sigma$ . Then we can consider the metric universal covering  $p: \tilde{\Sigma} \rightarrow \Sigma$ , with  $\tilde{\Sigma}$  isometric to the hyperbolic plane. Two quasi-geodesic rays  $c, c': [0, \infty) \rightarrow \tilde{\Sigma}$  are said to be *asymptotic* if there exists a constant  $K$  for which  $d(c(t), c'(t)) \leq K$  for all  $t \geq 0$ . We define  $\partial_\infty \Sigma$ , the *boundary at infinity* of  $S$ , to be the set of equivalence classes of asymptotic quasi-geodesic rays. This boundary at infinity is independent of the hyperbolic structure on  $S$  up to canonical homeomorphism.

**Definition 2.4** (Space of oriented geodesics). Let  $G^+(\Sigma)$  denote the space of *oriented geodesics* in  $\tilde{\Sigma}$ , i.e.,

$$G^+(\Sigma) := \partial_\infty \Sigma \times \partial_\infty \Sigma - \Delta.$$

Since this is independent of the hyperbolic structure, we will also write  $G^+(S)$ .

## 2.3. Geodesic currents.

**Definition 2.5** (Geodesic current definition 1). We define  $\mathcal{GC}^+(S)$ , the space of oriented geodesic currents on  $S$ , to be the space of  $\pi_1(S)$ -invariant (positive) Radon measures on  $G^+(S)$ .

Since the action of  $\pi_1(S)$  on  $G^+(S)$  is not discrete, this definition is hard to visualize. We give alternate definitions that play a key role in our proofs. For a hyperbolic surface  $\Sigma$ , let  $UT\Sigma$  be the unit tangent bundle and let  $\phi_t$  be the geodesic flow on it.

**Definition 2.6** (Geodesic current definition 2). We can also define oriented geodesic currents to be the space of (positive) finite Radon measures  $\mu$  on  $UT\Sigma$  which are invariant under the geodesic flow, in the sense that  $(\phi_t)_*(\mu) = \mu$  for all  $t \in \mathbb{R}$ .

We can also look at induced measures on cross-sections.

**Definition 2.7** (Geodesic current definition 3). A geodesic current is *transverse invariant measure*: a family of measures  $\{\mu_\tau\}_\tau$ , where  $\tau \subset UT\Sigma$  is a submanifold-with-boundary of the unit tangent bundle of real codimension 1 transverse to the geodesic foliation  $\mathcal{F}$ , with the following invariance property: if  $x_1 \in \tau_1, x_2 \in \tau_2$  are two points on transversal submanifolds on the same leaf of  $\mathcal{F}$ , and  $\phi: U_1 \rightarrow U_2$  a holonomy diffeomorphism between neighborhoods of  $x_1$  and  $x_2$  respectively, then  $\phi_*\mu_{\tau_1} = \mu_{\tau_2}$ .

The equivalence of the three definitions was known to Bonahon [Bon86, Chapter 4]. Details can be found in [AL17, Section 3.4]. Briefly, given a measure  $\mu$  on  $UT\Sigma$  as in Definition 2.6 and a cross-section  $\tau$ , there is an induced *flux*  $\mu_\tau$  on  $\tau$ , as explained in Definition 6.15; this gives a geodesic current in the sense of Definition 2.7. Lifting to the universal cover then gives a geodesic current in the sense of Definition 2.5. We can also relate Definitions 2.5

and 2.6 directly by connecting both to measures on  $UT\mathbb{H}^2$  that are invariant under both  $\pi_1(\Sigma)$  and the geodesic flow [BO07, Proposition 8.1].

Because Definitions 2.5 and 2.7 are invariant under the mapping class group, we will also write  $\mathcal{GC}^+(S)$  in the sequel.

**Remark 2.8.** For any homeomorphism  $\psi: \Sigma \rightarrow \Sigma'$ , there is a homeomorphism  $\hat{\psi}: UT\Sigma \rightarrow UT\Sigma'$  that is an orbit equivalence, and it is tempting to use this to define an induced map between geodesic currents in the sense of Definition 2.6. But this does not quite work:  $\hat{\psi}_*$  does not take geodesic currents to geodesic currents. Orbit equivalence means that  $\psi(\phi_t(x)) = \phi_{f(t)}(\psi(x))$  for some monotonic function  $f: \mathbb{R} \rightarrow \mathbb{R}$ , but this is not enough to guarantee that  $(\phi_t)_*(\hat{\psi}_*\mu) = \hat{\psi}_*\mu$ , and indeed this is usually false.

**2.4. Oriented vs unoriented currents.** We will be mostly working in the setting of oriented geodesic currents, but most of our natural examples (like measured laminations) use unoriented currents.

**Definition 2.9** (Unoriented geodesic currents). To define the subspace  $\mathcal{GC}(\Sigma) \subset \mathcal{GC}^+(\Sigma)$  of *unoriented geodesic currents*, let  $\sigma: G^+(\Sigma) \rightarrow G^+(\Sigma)$  be the *flip map* that switches the two factors in the definition of  $G^+(\Sigma)$ , reversing the orientation of the geodesic. This induces a map  $\sigma_*: \mathcal{GC}^+(\Sigma) \rightarrow \mathcal{GC}^+(\Sigma)$ . Set

$$\mathcal{GC}(\Sigma) := \{\mu \in \mathcal{GC}^+(\Sigma) \mid \sigma_*(\mu) = \mu\}.$$

There is a map  $\Pi: \mathcal{GC}^+(\Sigma) \rightarrow \mathcal{GC}(\Sigma)$  given by  $\Pi(\mu) := \frac{1}{2}(\mu + \sigma_*(\mu))$  with image the subset of unoriented currents.

In the proof of the main result, we shall work with oriented currents  $\mathcal{GC}^+(S)$ ; oriented currents are more general and just as easy to work with for our proof.

The maps  $\sigma$  and  $\Pi$  have obvious analogues for curves.

*Proof of Corollary 1.11, assuming Theorem A.* For a function  $f: \mathbb{RC}(S) \rightarrow \mathbb{R}$  as in the statement, let  $g: \mathbb{RC}^+(S) \rightarrow \mathbb{R}$  be  $f \circ \Pi$ . Then  $g$  satisfies quasi-smoothing, with the same constant as  $f$ , and thus by Theorem A extends uniquely to a continuous function  $\bar{g}: \mathcal{GC}^+(S) \rightarrow \mathbb{R}$ . The desired extension  $\bar{f}$  is the restriction of  $\bar{g}$  to the subspace of unoriented currents.  $\square$

**2.5. Curves as currents.** For an oriented multi-curve  $C$  on a hyperbolic surface  $\Sigma$ , we can construct a geodesic current as follows.

For Definition 2.5, consider all lifts of all non-trivial components of  $C$  to  $\tilde{\Sigma}$ . Each lift gives a quasi-geodesic in  $\tilde{\Sigma}$ , and thus a unique fellow-traveling geodesic in  $G^+(\Sigma)$ ; we thus get an infinite countable subset of  $G^+(\Sigma)$ , which is easily seen to be discrete and  $\pi_1(\Sigma)$ -invariant. Define the geodesic current to be the  $\delta$ -function of this subset.

For Definition 2.6, take the geodesic representative  $\gamma$  of  $C$ , and consider the canonical lift  $\tilde{\gamma}$  of  $\gamma$  to  $UT\Sigma$ ; this is an orbit of  $\phi_t$ . Let  $\mu_C$  be the length-normalized  $\delta$ -function on this orbit. That is, for an open set  $U$  we set  $\mu_C(U)$  to be the total length of  $\tilde{\gamma} \cap U$  with respect to the natural Riemannian metric on  $UT\Sigma$ .

For Definition 2.7 on a cross-section  $\tau$ , again take  $\tilde{\gamma} \subset UT\Sigma$ , and let  $\mu_\tau$  be the  $\delta$ -function on the discrete set of points  $\tilde{\gamma} \cap \tau$ . (This is compatible with the length normalization in the previous paragraph.)

From any of these point of view the inclusion naturally extends to weighted multi-curves.

Weighted closed (multi-)curves are dense in the space of geodesic currents [Bon86, Proposition 4.4].

Geometric intersection number extends continuously to geodesic currents [Bon86, Proposition 4.5]. The space of measured laminations (defined in [PH92, Section 1.7]) can be characterized [Bon88, Proposition 17] as a subset of (unoriented) geodesic currents:

$$\mathcal{ML}(S) := \{\alpha \in \mathcal{GC}(S) \mid \sigma(\alpha) = \alpha, i(\alpha, \alpha) = 0\}.$$

The following square of inclusions is useful to keep in mind:

$$\begin{array}{ccc} \mathbb{RS}(S) & \hookrightarrow & \mathcal{ML}(S) \\ \downarrow & & \downarrow \\ \mathbb{RC}(S) & \hookrightarrow & \mathcal{GC}(S). \end{array}$$

Here the horizontal inclusions have dense image: Douady and Hubbard showed that weighted simple multi-curves are dense in  $\mathcal{ML}$  [DH75, Theorem]. Soon after, Masur showed that weighted simple curves are also dense [Mas79, Theorem 1].

**2.6. Topology on currents and measures.** The topology on  $\mathcal{GC}^+(\Sigma)$  (using Definition 2.5) is the weak\* topology as a subspace of measures on  $G^+(\Sigma)$ , i.e., the smallest topology so that, for all continuous bounded functions  $f$  on  $G^+(\Sigma)$ , the functional

$$\mu \mapsto \int_{G^+(\Sigma)} f d\mu$$

is continuous. For measures like ours that are positive (not signed), it suffices to consider all continuous, compactly-supported functions  $f$  on  $G^+(\Sigma)$ . (See, for example, Bogachev [Bog18, Theorem 1.5.3].) We could also look at the weak\* topology as a subspace of measures on  $UT\Sigma$  (Definition 2.6); these two points of view give the same topology [BO07, Proposition 8.1]. On the other hand, if we take  $\tau$  to be a closed cross-section (including the boundary), the map  $\mu \mapsto \mu_\tau$  relating Definitions 2.6 and 2.7 is *not* usually continuous with respect to the weak\* topologies, so it is delicate to use the weak\* topology on  $\mathcal{M}(\tau)$ ; see Lemma 9.4 and Remark 9.6.

**Theorem 2.10.** *Let  $X$  be a separable metric space. Let  $\mathcal{M}^+(X) \subset \mathcal{M}(X)$  denote the cone of positive measures on  $X$ . Then  $\mathcal{M}^+(X)$  is metrizable.*

*Proof.* See, for instance, [Bog18, Theorem 3.1.4]. □

Thus,  $\mathcal{GC}^+(S)$  is completely metrizable and second countable [EM18, Theorem 3.10], so in particular sequential continuity is the same as continuity.

**Convention 2.11.** For any topological space  $X$ , we will always use the weak\* topology on  $\mathcal{M}^+(X)$ . We will also work with the dense subspace  $\mathbb{R}X \subset \mathcal{M}^+(X)$  of finitely-supported measures on  $X$  (also called weighted linear combinations of  $X$ ), with its inherited subspace topology. (The weights are positive, but we usually omit that from the notation.)

**Remark 2.12.** If we limit to sums with  $k$  terms in the linear combination (or points in the support of the measure), we get a further subspace temporarily denoted  $\mathbb{R}_{(k)}X \subset \mathbb{R}X \subset \mathcal{M}^+(X)$ . We can view  $\mathbb{R}_{(k)}X$  as a quotient of  $(\mathbb{R}_{\geq 0} \times X)^k$ , quotienting by the action of the symmetric group and other evident equivalences; as such, it inherits an obvious topology, agreeing with the subspace topology.

**2.7. Crossings.** Loosely speaking, an essential crossing is a crossing of a multi-curve that can't be homotoped away. We make this definition precise as follows. We cover cases where  $\gamma$  does not have transverse crossings for convenience of some of the examples.

**Definition 2.13** (linked points on a circle). We say that two sets of two points  $\{a, b\}$  and  $\{c, d\}$  in  $S^1$  are *linked* if the four points are distinct and both connected components of  $S^1 - \{a, b\}$  have an element of  $\{c, d\}$ .

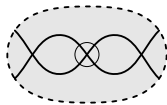
**Definition 2.14** (lift of a concrete curve). Given a concrete multi-curve  $\gamma$  on  $S$  and a choice  $p \in X(\gamma)$ , set  $x = \gamma(p) \in S$ . Pick a lift  $\tilde{x} \in \tilde{S}$  of  $x$ . The unique lifting property gives a unique lift  $\tilde{\gamma}_p : \tilde{X}(\gamma; p) \rightarrow \tilde{S}$  of  $\gamma$  with  $\tilde{\gamma}_p(\tilde{p}) = \tilde{x}$ , where  $X(\gamma; p)$  is the component of  $X(\gamma)$  containing  $p$  and  $\tilde{X}(\gamma; p)$  is its universal cover with basepoint  $\tilde{p}$ .

**Definition 2.15** (essential crossing). Let  $\gamma$  be a concrete multi-curve on  $S$ , and suppose we have points  $p, q \in X(\gamma)$  so that  $x := \gamma(p) = \gamma(q) \in S$ . Pick a lift  $\tilde{x} \in \tilde{S}$  of  $x$ , and let  $\tilde{\gamma}_p$  and  $\tilde{\gamma}_q$  be the corresponding lifts of components of  $\gamma$  following Definition 2.14. Then the pair  $(p, q)$  form an *essential crossing* if the following two conditions hold:

- (1) both components of  $X(\gamma)$  containing  $p$  and  $q$  are not null-homotopic, so that  $\tilde{\gamma}_p$  and  $\tilde{\gamma}_q$  are quasi-geodesic components of  $\tilde{\gamma}$ ; and
- (2) either
  - (a) the endpoints  $\{a, b\}$  of  $\tilde{\gamma}_p$  and the endpoints  $\{c, d\}$  of  $\tilde{\gamma}_q$  are linked in  $S^1_\infty$ ; or
  - (b)  $p$  and  $q$  lie on the same component of  $X(\gamma)$ ,  $[\gamma] = [\delta^n]$  for some  $n > 1$  and some primitive  $\delta \in \pi_1(S, x)$ , the loop from  $p$  to  $q$  in  $X(\gamma)$  maps to  $[\delta^m]$  for some  $0 < m < n$ , and so the loop from  $q$  to  $p$  maps to  $[\delta^{n-m}]$ .

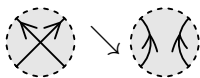
In case (2)b, the endpoints of  $\tilde{\gamma}_p$  and  $\tilde{\gamma}_q$  are the same.

This definition might be somewhat looser than expected. For instance, in the chain of three crossings



the middle crossing is essential iff the other two are, since “linking at infinity” doesn't see the direction of crossing. This does not matter for our purposes.

**Definition 2.16** (smoothings). Let  $(p, q) \in X(\gamma)$  be an essential crossing of  $\gamma$  on  $S$ . To make a *smoothing*  $\gamma'$  of  $(p, q)$ , cut  $X(\gamma)$  at  $p$  and  $q$  and reglue the resulting four endpoints in one of the two other possible ways, getting a new 1-manifold  $X(\gamma')$ . The map  $\gamma'$  agrees with  $\gamma$ ; this is well-defined since  $\gamma(p) = \gamma(q)$ . In pictures we will homotop  $\gamma'$  slightly to round out the resulting corners. If  $\gamma$  is oriented, then the *oriented smoothing* is the smoothing that respects the orientation on  $X(\gamma)$ :



If we obtain a concrete curve  $\gamma'$  from  $\gamma$  by a sequence of  $k$  smoothings of essential crossings, we will write  $\gamma \searrow_k \gamma'$ . (We check whether the crossings are essential at each stage of this process; this is more restrictive than checking at the beginning.)

**Lemma 2.17.** *Essential crossings are unavoidable in a homotopy class, in the sense that if  $\gamma$  and  $\gamma'$  are homotopic concrete multi-curves and  $(p, q) \in X(\gamma)$  is an essential crossing, then there is an essential crossing  $(p', q') \in X(\gamma')$  that so that the smoothings of  $(p, q)$  and of  $(p', q')$  are homotopic.*

*Proof.* For both types of essential crossings, there is a representative  $\gamma'$  with minimal crossing number for which the result is clear:

- (a) For crossings of the first type, take (a small perturbation of) the geodesic representative on  $\Sigma$ .
- (b) For crossings of the second type  $[\gamma] = [\delta^n]$ , take the geodesic representative and perturb it slightly in a standard way in a neighborhood of  $\delta$ .

In general, take the given representative  $\gamma$  and perturb it slightly to make it transverse (without introducing new types of crossings). If  $\gamma$  is connected, then by a result of Hass and Scott [HS94, Theorems 1.8 and 2.1] (see also de Graaf and Schrijver [dGS97]),  $\gamma$  can be turned into any desired minimal form  $\gamma'$  using only Reidemeister I, II, and III moves, with the Reidemeister I and II moves being used only in the forward (simplifying) direction. Since we know that  $\gamma'$  has a crossing of the desired type, we can trace the crossings backwards through these moves: a Reidemeister III move does not change the homotopy types of curves achievable by a single smoothing, and we can ignore the additional crossings created by backwards Reidemeister I and II moves.

The simplification result is false for multi-curves. This is only relevant for essential crossings of the first type, and the counter-examples are not relevant to those crossings [HS94, pp. 31–32].  $\square$

**Remark 2.18.** We can also see directly that essential crossings of the first type exist by considering the lift to the universal cover. Lemma 2.17 is false on non-orientable surfaces (consider the double cover of the core curve of a Möbius strip).

In the context of weighted curves, a smoothing is a cut-and-reglue as above where all the components involved have the same weight  $w$ ; the *weight* of the smoothing is then  $w$ . If the weighted curve  $\gamma'$  is obtained from the weighted curve  $\gamma$  by smoothings with total weight  $w$ , we will write  $\gamma \searrow_w \gamma'$ . If a curve functional  $f$  satisfies homogeneity and quasi-smoothing with constant  $R$  and  $\gamma \searrow_w \gamma'$ , then  $f(\gamma) \geq f(\gamma') - wR$ .

**Remark 2.19.** If  $\gamma \searrow \gamma'$  and  $k$  is an integer, then  $k\gamma \searrow_k k\gamma'$ , viewing  $k\gamma$  as  $k$  parallel copies of  $\gamma$ . This justifies the definition of the weight of a smoothing.

### 3. CONVEXITY AND CONTINUITY

Our curve functionals  $f$  have some convexity property as a function of the weights, because of the convex union and homogeneity properties. We review some background on convex functions.

A function  $f: \mathbb{R}^n \rightarrow \mathbb{R}$  is called  $\mathbb{R}$ -convex (resp.  $\mathbb{Q}$ -convex) if

$$f(tx + (1 - a)y) \leq af(x) + (1 - a)f(y)$$

for all  $a \in [0, 1]$  (resp. for all  $a \in [0, 1] \cap \mathbb{Q}$ ), and all  $x, y \in \mathbb{R}^n$ . A function  $f: \mathbb{Q}^n \rightarrow \mathbb{R}$  might also be  $\mathbb{Q}$ -convex.

The homogeneity (Equation (1.8)) and convex union (Equation (1.4)) properties are not enough to guarantee  $f$  is an  $\mathbb{R}$ -convex function of the weights of a fixed weighted multi-curve; they just show it is  $\mathbb{Q}$ -convex. Furthermore, it is not true that a function  $f: \mathbb{R}^n \rightarrow \mathbb{R}$  which is  $\mathbb{Q}$ -convex must be continuous, but all counterexamples are highly pathological. In particular, any measurable  $\mathbb{Q}$ -convex function is necessarily continuous (see [Kuc09, Theorem 9.4.2]). We do have the following.

**Proposition 3.1.** *The following are true:*

- (1) *An  $\mathbb{R}$ -convex function  $f: \mathbb{R}^n \rightarrow \mathbb{R}$  is continuous.*
- (2) *A  $\mathbb{Q}$ -convex function  $f: \mathbb{Q}^n \rightarrow \mathbb{R}$  is continuous.*
- (3) *Every  $\mathbb{Q}$ -convex function  $f: \mathbb{Q}^n \rightarrow \mathbb{R}$  has a unique continuous extension to an  $\mathbb{R}$ -convex function  $\bar{f}: \mathbb{R}^n \rightarrow \mathbb{R}$ .*

*Proof.* (1) See [Kuc09, Theorem 7.1.1].

- (2) The proof of [Kuc09, Theorem 7.1.1] can be adapted for functions on  $\mathbb{Q}^n$ . The proof relies on Bernstein-Doetsch Theorem, which works in high generality for topological vector spaces (see [KK89, Theorem B]), and the fact that any point  $x \in \mathbb{Q}^n$  is the interior of some full-dimensional  $\mathbb{Q}$ -simplex, on which  $f$  is bounded.

- (3) Define the extension by

$$\bar{f}(x) := \liminf_{\substack{y \rightarrow x \\ y \in \mathbb{Q}}} f(y).$$

By continuity of  $f$  on  $\mathbb{Q}^n$ ,  $\bar{f}$  is an extension of  $f$ . To study  $\bar{f}(ax + (1-a)y)$ , let  $x_i, y_i$  be sequences in  $\mathbb{Q}^n$  with  $\lim x_i = x$ ,  $\lim y_i = y$ ,  $\liminf f(x_i) = f(x)$ , and  $\liminf f(y_i) = f(y)$ . Let  $a_i \in [0, 1] \cap \mathbb{Q}$  be a sequence with  $\lim a_i = a$ . Then

$$\begin{aligned} \bar{f}(ax + (1-a)y) &\leq \liminf f(a_i x_i + (1-a_i)y_i) \\ &\leq \liminf a_i f(x_i) + (1-a_i)f(y_i) \\ &= a\bar{f}(x) + (1-a)\bar{f}(y). \end{aligned}$$

Thus  $\bar{f}$  is convex and therefore continuous. □

**Remark 3.2.** Proposition 3.1 does not hold for infinite dimensional topological vector spaces: an unbounded linear functional is convex but not continuous.

As an immediate consequence, a curve function  $f$  satisfying convex union gives a convex and therefore continuous function of the weights for a fixed set of components.

**Proposition 3.3.** *Let  $C = (C_i)_{i=1, \dots, n}$  be a finite sequence of multi-curves, and consider combinations  $\sum_{i=1}^n a_i C_i$ . Let  $f$  be a function on curves that satisfies homogeneity and convex union. Define a function  $f_C: \mathbb{Q}^n \rightarrow \mathbb{R}$  by*

$$f_C(a_1, \dots, a_n) := f\left(\sum_{i=1}^n a_i C_i\right).$$

*Then  $f_C$  is  $\mathbb{Q}$ -convex and thus continuous.*

*Proof.* Immediate from the definitions and Proposition 3.1. □

**Corollary 3.4.** *A curve functional  $f$  on rational-weighted multi-curves satisfying homogeneity and convex union uniquely extends to a continuous function on real-weighted multi-curves.*

## 4. EXAMPLES

We give several examples of functions on curves that extend to functions on currents, mostly as a consequence of our main theorems. This includes known results, such as hyperbolic lengths and intersection numbers, or more generally lengths for any length metric structure, as well as new results, such as extremal lengths with respect to a conformal structure or with respect to a graph. In the following applications we consider unoriented curves unless otherwise stated.

**4.1. Intersection number.** Fix a multi-curve  $D$  and consider the function on  $\mathcal{C}(S)$  defined by  $f(C) = i(C, D)$ , where  $i(C, D)$  is the minimal number of intersection points between representatives of  $C$  and  $D$  in general position. Then  $f$  is homogeneous, additive, and stable.

There is a simple geometric argument, that we will use repeatedly, to see that  $f$  satisfies smoothing. Fix a minimal representative  $\delta$  for  $\Delta$ . Take a curve  $C$  with an essential self-intersection  $x$ , and a representative  $\gamma$  with minimal intersection with  $\delta$ . Then  $\gamma$  has a self-intersection point  $x'$  of the homotopy type of  $x$ . If we consider the curve representative  $\gamma' \in C'$  obtained by smoothing at  $x'$ , then, since  $i(C', D)$  is an infimum, we have

$$i(C', D) \leq i(\gamma', \delta) = i(\gamma, \delta) = i(C, D),$$

as desired.

By Theorem A, intersection number with  $D$  extends to a continuous function on geodesic currents

$$i(\cdot, D): \mathcal{GC}(S) \rightarrow \mathbb{R}.$$

We can then fix  $C$  and vary  $D$  to show that, for  $\mu$  a geodesic current,  $i(\cdot, \mu)$  is a continuous function on  $\mathcal{GC}(S)$ . In [Bon86, Proposition 4.5], Bonahon shows that the geometric intersection number  $i: \mathbb{RC}(S) \times \mathbb{RC}(S) \rightarrow \mathbb{R}_{\geq 0}$  between two weighted multi-curves extends to a continuous two-variable function

$$i: \mathcal{GC}(S) \times \mathcal{GC}(S) \rightarrow \mathbb{R}_{\geq 0}.$$

**Question 4.1.** Can the arguments in this paper be extended to give an alternate proof that geometric intersection number is a continuous two-variable function?

Following Example 1.12, proving that there is a continuous extension of  $\sqrt{i(C, C)}$  to a function on  $\mathcal{GC}(S)$  is equivalent to proving continuity of  $i$  as a two-variable function, by a simple polarization argument:

$$i(C, D) = \frac{i(C \cup D, C \cup D) - i(C, C) - i(D, D)}{2}.$$

**4.2. Hyperbolic length.** We continue with the original motivating example for geodesic currents [Bon88, Proposition 14]. Fix a hyperbolic metric  $g$  on  $S$ , and denote the hyperbolic structure by  $\Sigma$ . Then, for any closed curve  $C$  on  $S$  (not necessarily simple), we can consider its hyperbolic length with respect to the Riemannian metric. In terms of the holonomy representation  $\rho_g: \pi_1(S) \rightarrow PSL_2(\mathbb{R})$ , this is given by

$$\ell_g(C) = \frac{1}{2} \cosh^{-1} |\operatorname{tr}(\rho_g)|$$

We extend  $\ell_g$  to a function on weighted multi-curves by additivity and homogeneity:

$$\ell_g(t_1 C_1 \cup \cdots \cup t_n C_n) = \sum_{i=1}^n t_i \ell_g(C_i).$$

By definition,  $\ell_g$  is additive and homogeneous. Stability follows from properties of the trace of  $2 \times 2$  matrices, or geometrically from the length. Smoothing follows by the argument for intersection number. Thus, by Theorem A,  $\ell_g$  extends to a continuous function on geodesic currents.

We recall that Bonahon shows that

$$\ell_g(C) = i(\mathcal{L}_\Sigma, C)$$

where  $\ell_g(C)$  denotes the hyperbolic length of  $C$ , i.e., the length of the  $g$ -geodesic representative, and  $\mathcal{L}_\Sigma$  denotes the *Liouville current*, a geodesic current induced by the volume form on  $UT\Sigma$ . (For an equivalent formulation in terms of Definition 2.5, see [Bon88, § 2].)

**4.3. Length with respect to arbitrary metrics.** The argument from Section 4.2 applies equally well to show that for any Riemannian or, more generally, length metric  $g$  on  $S$ , length  $\ell_g$  with respect to  $g$  satisfies smoothing. For completeness and later use, we prove that these functions on curves are stable. (Freedman-Hass-Scott give a proof in the Riemannian case [FHS82, Lemma 1.3].)

**Lemma 4.2.** *For any orientable surface  $S$  and length metric  $g$  on  $S$ , the function  $\ell_g$  is stable:  $\ell_g(C^n) = n\ell_g(C)$ .*

*Proof.* One inequality is true in any length space: by taking the obvious  $n$ -fold representative of  $C^n$ , we see that  $\ell_g(C^n) \leq n\ell_g(C)$ . The other inequality follows from the smoothing property: since  $C^n \searrow nC$ , we have  $\ell_g(C^n) \geq n\ell_g(C)$ .  $\square$

**Remark 4.3.** Lemma 4.2 is false if  $S$  is not orientable. For instance, if  $S$  is the projective plane,  $g$  is any metric, and  $C$  is the non-trivial curve on  $\Sigma$ , then  $\ell_g(C) > 0$  but  $C^2$  is null-homotopic so  $\ell_g(C^2) = 0$ . We can get a similar inequality without torsion on a Möbius strip, by removing a small disk from this projective plane.

**4.4. Length with respect to embedded graphs.** We can generalize further beyond length metrics. Let  $\iota: \Gamma \hookrightarrow S$  be an embedding of a finite graph in  $S$  that is filling, in the sense that the complementary regions are disks, or equivalently  $\iota_*$  is surjective on  $\pi_1$ . Endow  $\Gamma$  with a length metric  $g$ . Then any closed multi-curve  $C$  on  $S$  can be homotoped so that it factors through  $\Gamma$ , in many different ways. Let  $\ell_\Gamma(C)$  be the length of the smallest multi-curve  $D$  on  $\Gamma$  so that  $\iota(D)$  is homotopic to  $C$ . It is easy to see that this length is realized and is positive. (In fact we can see  $\ell_\Gamma$  as a limit of lengths with respect to Riemannian metrics, by fixing an embedding of  $\Gamma$  and making the metric on the complement of a regular neighborhood of  $\Gamma$  be very large, following Shepard [She91].)

As before,  $\ell_\Gamma$  is clearly additive and homogeneous, and is stable by the argument of Lemma 4.2. To see that  $\ell_\Gamma$  satisfies smoothing at an essential crossing, take a minimal-length concrete representative  $\delta$  of  $D$  on  $\Gamma$ . Since the image  $\iota \circ \delta$  has a corresponding crossing by Lemma 2.17 and  $\iota$  is an embedding, there is a corresponding crossing of  $\delta$  that can be smoothed and then tightened to get the desired inequality.

As a special case, we can consider the case when  $\Gamma$  is a *rose graph* with only one vertex  $*$  and edges of length 1. Since  $\iota$  is filling, the image of the edges of  $\Gamma$  give generators for  $\pi_1(S, \iota(*))$ . Then the length  $\ell_\Gamma(C)$  of a curve  $C$  is the length of  $C$  as a conjugacy class in  $\pi_1(S)$  with respect to these generators. This is a simple generating set in the sense of Erlandsson [Erl19], who proved this continuity and constructed an explicit multi-curve  $K$  so that  $\ell_\Gamma(C) = i(C, K)$ .

**4.5. Stable lengths.** Generalizing the previous example, let  $\iota: \Gamma \rightarrow S$  be an *immersion* from a finite graph to  $S$  so that  $\iota_*: \pi_1(\Gamma) \rightarrow \pi_1(S)$  is surjective, and again give a length metric on  $\Gamma$ . For instance, if  $\Gamma$  has a single vertex and all edges have length 1, this is equivalent to giving an arbitrary generating set for  $\pi_1(S)$ . We can define  $\ell_\Gamma(C)$  as before, as the minimum length of any multi-curve  $D$  on  $\Gamma$  so that  $\iota_*(D) = C$ .

This function  $\ell_\Gamma$  is still additive, but unlike the previous examples it is not stable (see Example 4.10 below). Thus we cannot hope to extend  $\ell_\Gamma$  to currents, but rather extend the stable functional  $\|\ell_\Gamma\|$  (defined in Section 12). We do have quasi-smoothing.

**Lemma 4.4.** *For any connected,  $\pi_1$ -surjective immersion of a length graph  $\iota: \Gamma \rightarrow S$ , the functional  $\ell_\Gamma$  satisfies quasi-smoothing.*

This is a special case of a more general result. Let  $V$  be a connected length space, with a continuous,  $\pi_1$ -surjective map  $\iota: V \rightarrow S$ . Then for  $C$  a multi-curve on  $S$ , a *lift* of  $C$  is a multi-curve  $\tilde{C}$  in  $V$  so that  $\iota_*\tilde{C} = C$ . (Both  $\tilde{C}$  and  $C$  are defined up to homotopy.) Define  $\ell_{\iota,V}(C)$  to be the infimum, over all lifts  $\tilde{C}$  of  $C$ , of the length of  $\tilde{C}$  in  $V$ .

**Proposition 4.5.** *Let  $V$  be a connected, compact length space, with a continuous,  $\pi_1$ -surjective map  $\iota: V \rightarrow S$ . Then  $\ell_{\iota,V}: \mathcal{C}(S) \rightarrow \mathbb{R}_+$  satisfies quasi-smoothing.*

As a corollary of Proposition 4.5 and Theorems B and A,  $\|\ell_V\|$  extends continuously to a function on  $\mathcal{GC}(S)$ . This continuous extension was first proved by Bonahon [Bon91, Proposition 10] in the context of a hyperbolic group acting discretely and cocompactly on a length space (replacing  $\pi_1(S)$  acting on  $\tilde{V}$ ), with an additional technical assumption that the space is uniquely geodesic at infinity. Later, Erlandsson, Parlier, and Souto [EPS20, Theorem 1.5] lifted this assumption.

We remark that given a properly discontinuous action of  $\pi_1(S)$  on  $X$  a CW-complex, we can construct a  $\pi_1(S)$ -surjective map  $\iota: X/\pi_1(S) \rightarrow S$ . In fact, we will construct a  $\pi_1(S)$ -equivariant map  $\iota: X \rightarrow \tilde{S}$ . First, we define  $\iota: X_0 \rightarrow \tilde{S}$  by picking a value on each  $\pi_1(S)$  orbit of the 0-skeleton arbitrarily and extending equivariantly. Similarly on the 1-skeleton  $X_1$ , for each  $\pi_1(S)$  orbit on  $X_1$ , pick a path in  $\tilde{S}$  between the images of the endpoints. Continue the construction inductively. This construction works because  $\pi_1(S)$  acts freely—since  $\pi_1(S)$  is torsion-free and acts properly discontinuously—and  $\tilde{S}$  is contractible.

In this construction, proper discontinuity of the action is crucial. For example, it was shown by Bonahon in [Bon91, Proposition 11] that if  $W$  is a finite graph which is a deformation retract of  $S$ , the action of  $\pi_1(S)$  on the universal cover  $\tilde{W}$  of  $W$  is cocompact but not properly discontinuous, and translation length of conjugacy classes of  $\pi_1(S)$  acting on  $X$  does not extend continuously to  $\mathcal{GC}(S)$ .

*Proof of Proposition 4.5.* Let  $\tilde{\iota}: \tilde{V} \rightarrow \tilde{S}$  be the pull-back of  $\iota$  along the universal cover  $\pi_S$  of  $S$ , part of the pull-back square

$$(4.6) \quad \begin{array}{ccc} \tilde{V} & \overset{\pi_V}{\dashrightarrow} & V \\ \tilde{\iota} \downarrow & & \downarrow \iota \\ \tilde{S} & \xrightarrow{\pi_S} & S \end{array}$$

where  $\tilde{V} = V \times_S \tilde{S}$ . Since  $\iota$  is  $\pi_1$ -surjective,  $\tilde{V}$  is a connected covering space of  $V$ . For  $\tilde{x} \in \tilde{S}$ , let  $\text{diam}_\iota(\tilde{x})$  be the diameter of  $\tilde{\iota}^{-1}(\tilde{x}) \subset \tilde{V}$ . (Set  $\text{diam}_\iota(\tilde{x}) = 0$  if  $\tilde{x}$  is not in the image of  $\tilde{\iota}$ .) Set

$$\text{diam}_\iota(V) := \sup_{\tilde{x} \in \tilde{S}} \text{diam}_\iota(\tilde{x}).$$

We wish to see that  $\text{diam}_\iota(V)$  is finite. First, since  $\iota$  is  $\pi_1$ -surjective, for every  $\gamma \in \pi_1(S, x)$  there exists  $\delta_\gamma \in \pi_1(V, \tilde{x})$  so that  $\iota_*\delta_\gamma = \gamma$ . This implies

$$\delta_\gamma \cdot \tilde{\iota}^{-1}(\tilde{x}) = \tilde{\iota}^{-1}(\gamma \cdot \tilde{x}).$$

But  $\delta_\gamma$  is a deck transformation, and thus acts as an isometry on  $\tilde{V}$ , so  $\text{diam}(\tilde{\iota}^{-1}(\gamma \cdot \tilde{x})) = \text{diam}(\tilde{\iota}^{-1}(\tilde{x}))$  and so we can define

$$(4.7) \quad \text{diam}_\iota(x) = \text{diam}_\iota(\tilde{x}).$$

for  $x \in S$  and any lift  $\tilde{x}$  of  $x$ . (Note that  $\text{diam}_\iota(x)$  is not in general the diameter of  $\iota^{-1}(x)$ ; rather than looking at the length of a shortest path connecting two points in  $\iota^{-1}(x)$ , we restrict to paths that map to null-homotopic loops.)

**Lemma 4.8.** *In the above setting, the diameter  $\text{diam}_\iota(x)$  is upper semi-continuous as a function of  $x$ .*

*Proof.* For each  $x_0 \in S$ , consider an evenly covered neighborhood  $U$  of  $x_0$ , and fix a lift  $\tilde{x}_0 \in \tilde{S}$ . We want to show that for all sequences  $\{x_i\} \subset U$  with  $x_i \rightarrow x$  and for all  $\varepsilon > 0$ , there exists  $i_0$  so that for all  $i \geq i_0$

$$\text{diam}(\tilde{\iota}^{-1}(\tilde{x}_i)) < \text{diam}(\tilde{\iota}^{-1}(\tilde{x})) + \varepsilon.$$

Now,  $\tilde{\iota}$  is a pullback of a proper map, so it is a closed map:

**Lemma 4.9** ([Sta18, Theorem 005R]). *Let  $X$  be a metric space, and  $f: X \rightarrow Y$  a proper map. For any continuous map  $g: Z \rightarrow Y$ , the pullback map  $X \times_Y Z \rightarrow Z$  is closed.*

By definition of diameter, and since the fibers  $\tilde{\iota}^{-1}(\tilde{x})$  are compact for any  $\tilde{x}_i$ , we can find points  $p_i, q_i \in \tilde{\iota}^{-1}(\tilde{x}_i)$  so that  $\text{diam}(\tilde{\iota}^{-1}(\tilde{x}_i)) = d(p_i, q_i)$ . Also, by closedness of  $\tilde{\iota}$ , a subsequence of the  $p_i$  and  $q_i$  converges to points  $p, q \in \tilde{\iota}^{-1}(\tilde{x})$ . Furthermore, by continuity of distance, for any  $\varepsilon > 0$ , we have, for  $i$  large enough,

$$\text{diam}(\tilde{\iota}^{-1}(\tilde{x}_i)) = d(p_i, q_i) < d(p, q) + \varepsilon \leq \text{diam}(\tilde{\iota}^{-1}(\tilde{x})) + \varepsilon,$$

finishing the proof of Lemma 4.8. □

As a result of Lemma 4.8, the function  $\text{diam}_\iota(x)$  is bounded on  $S$ ; let  $R(V)$  be this global bound.

We now finish the proof of Proposition 4.5. We are given a curve  $C$  with an essential crossing  $p$  and corresponding smoothing  $C'$ . Pick a concrete curve  $\tilde{\gamma}$  on  $V$  that comes within  $\varepsilon$  of realizing  $\ell_{\iota, V}(C)$ ; in particular,  $\iota \circ \tilde{\gamma}$  represents  $C$ . By Lemma 2.17, there are points  $x, y \in X(\tilde{\gamma})$  so that  $\iota(\tilde{\gamma}(x)) = \iota(\tilde{\gamma}(y))$  is a crossing corresponding to  $p$ . We wish to find another curve  $\tilde{\gamma}'$  on  $V$ , with length not too much longer, so that  $\iota \circ \tilde{\gamma}'$  represents  $C'$ . We can do this by cutting  $\tilde{\gamma}$  at  $x$  and  $y$ , yielding endpoints  $x_1, x_2$  and  $y_1, y_2$ , and reconnecting  $x_1$  to  $y_2$  and  $y_1$  to  $x_2$  by paths in  $V$  that project to the identity in  $\pi_1(S)$ .

But the maximal length of a path connecting any two points  $x, y \in V$  with  $\iota(x) = \iota(y)$  that projects to a null-homotopic path is exactly  $\text{diam}_\iota(\iota(x))$ . We can therefore construct a desired representative  $\tilde{\gamma}'$  with

$$\ell_V(\tilde{\gamma}') \leq \ell_V(\tilde{\gamma}) + 2R(V) \leq \ell_{\iota, V}(C) + \varepsilon + 2R(V).$$

Since  $\varepsilon$  was arbitrary, we have proved the result with quasi-smoothing constant  $2R(V)$ . □

We show now an example of a function that satisfies quasi-smoothing but not strict smoothing.

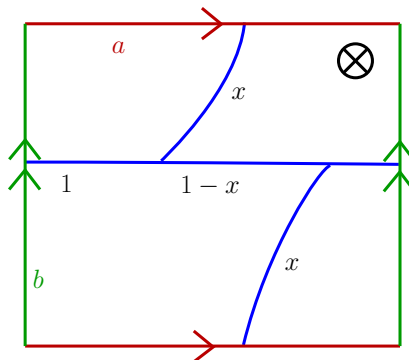


FIGURE 4.1. A punctured torus with, in blue, a train-track carrying a slice of measured laminations on the punctured torus depending on a parameter  $x \in [0, 1]$ . In red, the parallel loop  $a$ . In green, the meridian loop  $b$ .

**Example 4.10.** Consider the torus with one puncture with fundamental group generated by the usual horizontal loop  $a$  and vertical loop  $b$ , as in Figure 4.1. (This does not strictly speaking fit in the context of closed surfaces considered in this paper, but we can embed this punctured torus in a larger surface without essential change.) Its fundamental group is the free group  $F_2 = \langle a, b \rangle$ . We will consider word-length  $f$  with respect to the generating set  $(a, a^2, b)$ . Word-length satisfies quasi-smoothing and additive union, but not stability. (For instance,  $f(a^2) = 1 \neq f(2a) = 2$ .) The stable word-length  $\|f\|$  satisfies stability and still satisfies quasi-smoothing, but it doesn't satisfy strict smoothing. We will show it behaves more erratically than word-length with respect to embedded generating sets.

Consider for example the collection of weighted curves  $C(x)$  carried by the train-track in Figure 4.1, with weights depending on a rational parameter  $x \in [0, 1]$ . For instance, for  $x = 2/5$ , the curve is  $1/5[aabab]$ , with stable length  $(1/5) \cdot 4$ . If we plot the stable word-length of  $C(x)$  multiplied by the weight, we obtain the sawtooth graph in Figure 4.2. We note the erratic behaviour as a function of  $x$ . In particular, it is far from convex. If  $\|f\|$  satisfied the smoothing property, then it would be a convex function of the train-track weights, since if  $w_1$  and  $w_2$  are two rational weights on a train track  $T$ , the weighted multi-curve  $T(w_1) \cup T(w_2)$  can be smoothed to  $T(w_1 + w_2)$  (observed in [Mir04, Appendix A] and [Thu16a, Section 3.2]).

**4.6. Asymmetric lengths.** The arguments in Section 4.5 apply equally well to cases where distances may be zero or not symmetric. For instance, we can take a directed graph  $\Gamma$  with a non-negative length on each edge, together with a map  $\iota: \Gamma \rightarrow S$  so that the corresponding cover  $\tilde{\Gamma}$  is strongly connected (every vertex can be reached from any other vertex). The same arguments apply to show that  $\ell_\Gamma(\vec{C})$  satisfies the *oriented* quasi-smoothing property and so its stabilization  $\|\ell_\Gamma\|$  extends to a continuous function  $\mathcal{GC}^+(S) \rightarrow \mathbb{R}_{\geq 0}$ .

One example would be to take a generating set for  $\pi_1(S)$  as a monoid. This corresponds to taking  $\Gamma$  to be a graph with a single vertex and one edge for each monoid generator.

**4.7. Generalized translation lengths from higher representations.** Let  $G$  be a real, connected, non-compact, semi-simple, linear Lie group. Let  $K$  denote a maximal compact subgroup of  $G$ , so that  $X = G/K$  is the Riemannian symmetric space of  $G$ . Let  $[P]$  be the conjugacy class of a parabolic subgroup  $P \subset G$ . Then there is a natural notion of  $[P]$ -Anosov

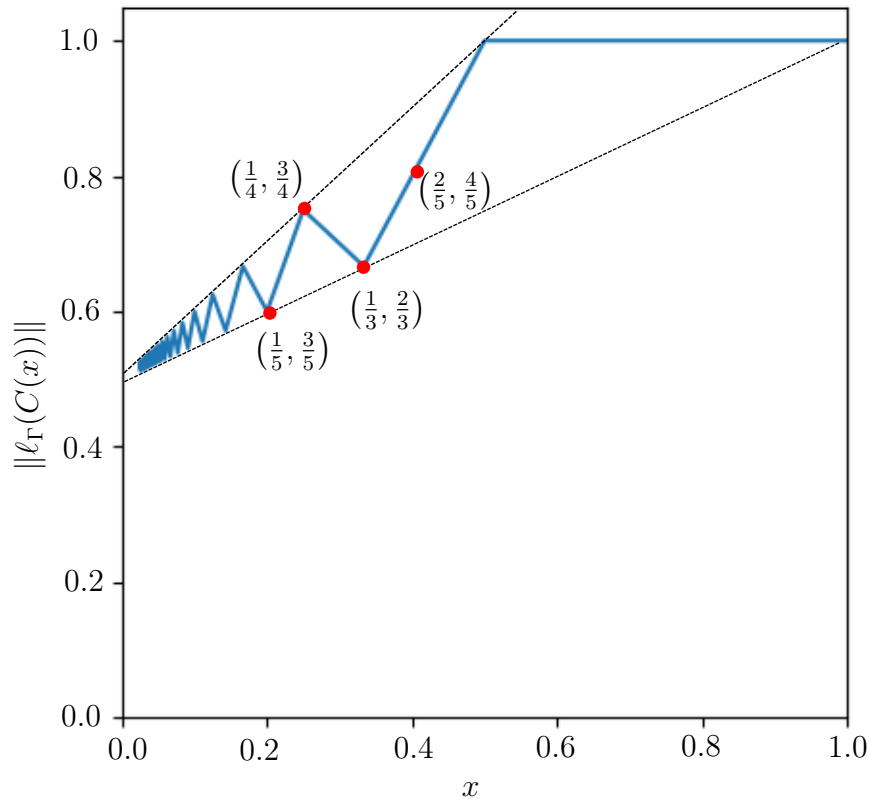


FIGURE 4.2. We consider the curve  $C(x)$  carried by a train-track depending on a parameter  $x$ , and plot the stable word-length of  $C(x)$  as a function of  $x$ . The graph has vertices at  $(\frac{1}{2n+1}, \frac{n+1}{2n+1})$  and  $(\frac{1}{2n}, \frac{n+1}{2n})$ .

representation  $\rho: \pi_1(S) \rightarrow G$ ; see, for example, [Kas18, Section 4]. When  $\text{rank}_{\mathbb{R}}(G) = 1$  there is essentially one class  $[P]$ , so we can simply refer to them as Anosov representations, and they can be defined as those injective representations  $\rho: \pi_1(S) \rightarrow G$  where  $\Gamma := \rho(\pi_1(S))$  preserves and acts cocompactly on some nonempty convex subset  $V$  of  $X$ .

Rank 1 Anosov representations include two familiar examples.

- (1) Fuchsian representations into  $G = PSL(2, \mathbb{R})$ . Here,  $K = SO(2)$  and  $X = \mathbb{H}^2$ . The convex set  $V$  in this case is the lift of the convex core of the hyperbolic surface.
- (2) Quasi-Fuchsian representations of surface groups into  $G = PSL(2, \mathbb{C})$ . In this case,  $K = SU(2)$ ,  $X = \mathbb{H}^3$ , and  $V$  is the lift of the convex core of the hyperbolic quasi-Fuchsian manifold.

In general, the conjugacy classes of parabolic subgroups of  $G$  correspond to subsets  $\theta$  of the set of restricted simple roots  $\Delta$  of  $G$ . For a given  $[P]$ -Anosov representation and each  $\alpha \in \theta$ , Martone and Zhang define [MZ19, Definition 2.21] a length function

$$l_{\alpha}^{\rho}: \mathcal{C}(S) \rightarrow \mathbb{R}_{\geq 0}$$

and show that for a certain subset of Anosov representations, these can be extended to geodesic currents as intersection numbers with some fixed geodesic current.

For the two rank 1 examples above, this length  $l_\alpha^\rho(C)$  corresponds to hyperbolic length of the closed geodesic in the homotopy class  $C$  in the quotient hyperbolic manifold  $\mathbb{H}^2/\rho(\pi_1(S))$  or  $\mathbb{H}^3/\rho(\pi_1(S))$ .

Bonahon showed the length in the Fuchsian case extends to geodesic currents [Bon88, Proposition 14]. Length in the quasi-Fuchsian case also extends to geodesic currents [BT05, Lemma 4.3]. Our techniques give another proof in this second case.

**Proposition 4.11.** *Translation length  $l_\rho$ , for  $\rho: \pi_1(S) \rightarrow PSL(2, \mathbb{C})$  a quasi-Fuchsian representation, extends to geodesic currents.*

*Proof.* Let  $V$  to be the convex core of  $\mathbb{H}^3/\rho(\pi_1(S))$ . We have an obvious retract  $r: V \rightarrow S$  (defined up to homotopy). Now use Proposition 4.5, taking  $\iota = r$ .  $\square$

**Question 4.12.** The *complex* translation length of a quasi-Fuchsian representation also extends continuously to a function on geodesic currents [BT08, Section 6]. Is there a version of our main theorem that would prove that a complex-valued function like this extends to currents?

**Remark 4.13.** All the proposed generalizations of the definition of convex cocompact representations for higher rank groups turn out to yield products of representations of rank 1 (see [KL05, Theorem 1.3] and [Qui05, Théorème]) so it's not clear that the approach using Proposition 4.5 will allow one to extend length functions in higher rank to geodesic currents.

For  $G = PSL(3, \mathbb{R})$ , there is another cocompact action, not on a convex subset of the symmetric space, but on a convex subset of  $G/P = \mathbb{R}P^2$ . In this case, there is a natural metric on this convex subset, the Hilbert metric. One can easily show using this metric that smoothing is satisfied. In general, in higher rank one can construct similar cocompact actions on convex domains of  $G/P$  (see [GW12]), but there is not a known canonical choice of metric. Martone and Zhang show [MZ19, Theorem 2.1] that some types of representations known as *positively ratioed* can be realized as intersection numbers with a distinguished geodesic current. This immediately implies this subclass of representations satisfy the smoothing property. It would be interesting to subsume their extension result under our scope. More specifically:

**Question 4.14.** Can we prove quasi-smoothing for the translation length for a subclass of  $[P]$ -Anosov representations, as in [MZ19, Definition 2.25], directly from the definition of translation length?

**4.8. Extremal length.** We now turn to functionals that satisfy only convex union and not additive union, starting with the original motivation for this work, extremal length.

**Definition 4.15.** Fix  $\Sigma$  a Riemann surface with a metric  $g$ . Let  $C = \bigcup t_i C_i$  be a weighted multi-curve on  $\Sigma$ . For  $\rho: \Sigma \rightarrow \mathbb{R}_{\geq 0}$  a measurable rescaling function, the *area* of  $\rho$  is

$$\text{Area}(\rho g) := \int_{x \in \Sigma} \rho(x)^2 \mu_g(x),$$

where  $\mu_g$  is the Lebesgue measure of  $g$ . The *length* of  $C$  is

$$\ell_{\rho g}(C) := \inf_{\gamma \in C} \sum_i t_i \int_{x \in \gamma_i} \rho(x) dx,$$

where  $dx$  is measured with respect to  $g$  arc-length. When  $\rho$  is continuous,  $\ell_\rho(C)$  is the length with respect to the metric  $g$  rescaled by  $\rho$ . The square root of the *extremal length* of  $C$  is

$$\sqrt{\text{EL}}(C) := \sup_{\rho} \frac{\ell_{\rho g}(C)}{\sqrt{\text{Area}(\rho g)}}.$$

Observe that the supremand is unchanged under multiplying  $\rho$  by a positive constant. It is a standard result that the supremum is realized by some generalized metric (not necessarily Riemannian) [Rod74, Theorem 12] and that, when  $C$  is a simple multi-curve, the optimum metric  $\rho g$  is the cone Euclidean metric associated to a quadratic differential [Jen57]. Very little is known about the optimum metric when  $C$  is not simple, except in special cases [WZ94, Cal96, HZ18, NZ19].

**Lemma 4.16.** *As a function of  $C$  with fixed  $\Sigma$ ,  $\sqrt{\text{EL}}$  satisfies homogeneity, stability, and smoothing.*

*Proof.* This follows since  $\ell_{\rho g}$  satisfies these properties for each  $\rho$ ; here is the argument for smoothing.

Let  $C$  be a multi-curve with an essential crossing, and let  $C'$  be the curve obtained by smoothing at the crossing. Then, for any scaling function  $\rho$ ,

$$\frac{\ell_{\rho g}(C')}{\sqrt{\text{Area}(\rho g)}} \leq \frac{\ell_{\rho g}(C)}{\sqrt{\text{Area}(\rho g)}}.$$

Since  $\sqrt{\text{EL}}(C')$  and  $\sqrt{\text{EL}}(C)$  are the suprema of such terms, the result follows.  $\square$

Convex union is different, since on one side of the inequality we have a sum of values of  $\sqrt{\text{EL}}$ . (Extremal length does not satisfy additivity.)

**Lemma 4.17.**  *$\sqrt{\text{EL}}$  satisfies convex union.*

*Proof.* Fix a curve split as a union  $C = C_1 \cup C_2$ , and let  $\rho: \Sigma \rightarrow \mathbb{R}$  be the function realizing the supremum in the definition of extremal length for  $C$ . Then

$$\begin{aligned} \sqrt{\text{EL}}(C_1 \cup C_2) &= \frac{\ell_{\rho g}(C_1)}{\sqrt{\text{Area}(\rho g)}} + \frac{\ell_{\rho g}(C_2)}{\sqrt{\text{Area}(\rho g)}} \\ &\leq \sqrt{\text{EL}}(C_1) + \sqrt{\text{EL}}(C_2), \end{aligned}$$

where the last inequality holds by the supremum in the definition of EL.  $\square$

Thus, by Theorem A,  $\sqrt{\text{EL}}$  (and EL) extend uniquely to continuous functions on geodesic currents. With this extension, we propose the following conjecture.

**Conjecture 4.18.** For some universal constant  $C$ ,

$$\text{EL}_{\Sigma}(\mathcal{L}_{\Sigma}) = C \text{Area}(\Sigma).$$

where  $\mathcal{L}_{\Sigma}$  is the Liouville current (compare Subsection 4.2).

**Remark 4.19.** For the extremal length *without* the square root, we instead have inequalities

$$\text{EL}(C_1) + \text{EL}(C_2) \leq \text{EL}(C_1 \cup C_2) \leq 2(\text{EL}(C_1) + \text{EL}(C_2)).$$

The second inequality is a simple consequence of Lemma 4.17. To see the first inequality, take optimal rescaling functions  $\rho_i$  for  $\text{EL}(C_i)$ , normalized so that  $\ell_{\rho_i g}(C_i) = \text{Area}(\rho_i g) = \text{EL}(C_i)$ .

Then using  $\rho_1 + \rho_2$  as the test function for  $\text{EL}(C_1 \cup C_2)$  gives the desired inequality after elementary manipulations.

**4.9. Extremal length with respect to elastic graphs.** There is a parallel notion of extremal length with respect to elastic graphs [Thu19], just as there is for ordinary lengths (Section 4.4).

An *elastic graph*  $(\Gamma, \alpha)$  is a 1-dimensional CW complex  $\Gamma$  (i.e., allowing multiple edges and loops) together with an assignment of positive real numbers  $\alpha(e)$  for each  $e \in \text{Edge}(\Gamma)$ , where the *edges* are the 1-dimensional cells of  $\Gamma$ .

By a concrete *multi-curve*  $\gamma$  on  $\Gamma$  we mean a 1-manifold  $X(\gamma)$  and a PL map  $\gamma: X(\gamma) \rightarrow \Gamma$ . Given a scaling function  $\rho: \text{Edge}(\Gamma) \rightarrow \mathbb{R}_{\geq 0}$ , the length metric  $\rho\alpha$  on  $\Gamma$  gives edge  $e$  the length  $\rho(e)\alpha(e)$ . We define the *length* of  $\gamma$  as

$$\ell_{\rho\alpha}(\gamma) := \sum_{e \in \text{Edge}(\Gamma)} n_\gamma(e) \rho(e) \alpha(e),$$

where  $n_\gamma(e)$  is the weighted number of times that  $\gamma$  runs over  $e$ . We can likewise define the length of a multi-curve  $D$  on  $\Gamma$  as the infimum over of concrete multi-curves in  $D$ .

The *area* of  $\Gamma$  with respect to  $\rho\alpha$  is defined to be

$$\text{Area}_\rho(\Gamma, \alpha) := \sum_{e \in \text{Edge}(\Gamma)} \rho(e)^2 \alpha(e).$$

Intuitively, each edge is turned into a rectangle of width  $\rho(e)$ , aspect ratio  $\alpha(e)$ , and thus area  $\rho(e)^2 \alpha(e)$ .

As for extremal length for surfaces, we define the square root of extremal length of a multi-curve on  $\Gamma$  by

$$(4.20) \quad \sqrt{\text{EL}}(D; \Gamma, \alpha) := \sup_{\rho: \text{Edge}(\Gamma) \rightarrow \mathbb{R}_{\geq 0}} \frac{\ell_{\rho\alpha}(D)}{\sqrt{\text{Area}_\rho(\Gamma, \alpha)}}.$$

It is easy to do this optimization. We get a more interesting quantity by incorporating a filling embedding of  $\Gamma$  in a surface  $S$ , a  $\pi_1$ -surjective map  $\iota: \Gamma \hookrightarrow S$ . Then, for a multi-curve  $C$  on  $S$  and scaling  $\rho$ , the length is defined as in Section 4.4:

$$\ell_{\rho\alpha}(C) := \inf_{\substack{D \text{ on } \Gamma \\ \iota_*(D) = C}} \ell_{\rho\alpha}(D).$$

(The ‘‘filling’’ condition guarantees that there are such multi-curves  $D$  with  $\iota_*(D) = C$ .) Square root of extremal length  $\sqrt{\text{EL}}(C; \Gamma, \alpha, \iota)$  is still defined by Equation (4.20), with this new notion of length.

**Proposition 4.21.** *For  $\iota: \Gamma \rightarrow \Sigma$  a filling embedding,  $\sqrt{\text{EL}}(C; \Gamma, \alpha, \iota)$  satisfies the convex union, stability, homogeneity, and smoothing properties.*

*Proof.* As in Lemma 4.16, smoothing, stability, and homogeneity follow because  $\ell_{\rho\alpha}(C)$  satisfies them for any  $\rho$ . Convex union follows as in Lemma 4.17.  $\square$

We can also consider extremal length with respect to immersed (not embedded) graphs.

**Proposition 4.22.** *For  $\iota: \Gamma \rightarrow \Sigma$  a  $\pi_1$ -surjective immersion,  $\sqrt{\text{EL}}(C; \Gamma, \alpha, \iota)$  satisfies the convex union, homogeneity, and quasi-smoothing properties.*

*Proof.* Convex union and homogeneity still hold by the same argument. We need an extra argument for quasi-smoothing. Instead of taking the supremum over all  $\rho$ , rewrite Equation (4.20) as

$$\sqrt{\text{EL}}(C; \Gamma, \alpha, \iota) = \sup_{\substack{\rho: \text{Edge}(\Gamma) \rightarrow \mathbb{R}_{\geq 0} \\ \text{Area}_\rho(\Gamma, \alpha) = 1}} \ell_{\rho\alpha}(C).$$

The immersed graph  $\iota(\Gamma)$  has finitely many self-intersections. For each self-intersection  $x$ , take the supremum over the compact set of metrics  $\{\rho \mid \text{Area}_\rho(\Gamma, \alpha) = 1\}$  of the diameter  $\text{diam}_\iota(x)$  defined in Equation (4.7). By the replacement argument in Proposition 4.5, all  $\ell_{\rho\alpha}$  for  $\rho$  in this set satisfy quasi-smoothing with a uniform quasi-smoothing constant. It follows that  $\text{EL}(C; \Gamma, \alpha, \iota)$  also satisfies quasi-smoothing with the same constant.  $\square$

**Remark 4.23.** We can relate extremal length for elastic graphs and surfaces by making a choice of a ribbon structure to  $\Gamma$ . Given any  $\varepsilon > 0$ , a ribbon elastic graph  $G$  can be thickened into a conformal surface with boundary  $N_\varepsilon(G)$  by replacing each edge  $e$  of  $G$  by a rectangle of size  $\alpha(e) \times \varepsilon$  and gluing the rectangles at the vertices by using the given ribbon structure. There are then inequalities relating  $\text{EL}(C; \Gamma, \alpha)$  and  $\varepsilon \text{EL}(C; N_\varepsilon(G))$ , to within a multiplicative factor [Thu16b, Props. 4.8 and 4.9]. For graphs immersed or embedded in a surface, the situation is less clear. By suitably choosing the elastic weights on an embedded graph, it appears that one can approximate extremal length well; Palmer gives one approach [Pal15]. We are not aware of precise theorems.

4.10.  **$p$ -extremal-length with respect to immersed graphs.** Extremal length fits into a family of energies for graphs [Thu19, Appendix A]. For  $\Gamma$  a metric graph with metric  $g$ , a constant  $p$  with  $1 \leq p \leq \infty$ , and  $C$  a curve on  $\Gamma$ , define

$$(4.24) \quad E_p(C; \Gamma, g) := \sup_{\sigma: \text{Edge}(\Gamma) \rightarrow \mathbb{R}_{\geq 0}} \frac{\ell(C; \sigma g)}{\|\sigma\|_p}$$

where the  $L^p$  norm  $\|\sigma\|_p$  is taken with respect to the metric  $g$ . As in the previous section, we can also consider a  $\pi_1$ -surjective immersion  $\iota: \Gamma \rightarrow S$ , and consider  $C$  to be a curve on  $S$  rather than on  $\Gamma$ .

For  $p = \infty$ ,  $E_\infty(C)$  is in fact just the length with respect to  $g$  (as in Section 4.5). Indeed, let  $\sigma$  be any scaling factor, and let  $\gamma$  be the shortest representative of  $C$  on  $\Gamma$  with respect to  $g$  (not with respect to  $\sigma g$ ). Then

$$\ell(C; \sigma g) \leq \ell(\gamma; \sigma g) \leq \|\sigma\|_\infty \ell(\gamma; g)$$

from which the result easily follows.

**Proposition 4.25.** *For any  $\pi_1$ -surjective immersion  $\iota: \Gamma \rightarrow S$ , the functional  $E_p(\cdot; \Gamma, g, \iota)$  satisfies convex union, homogeneity, and quasi-smoothing, and thus its stabilization extends continuously to a function on geodesic currents. If  $\iota$  is a filling embedding, then  $E_p$  in addition satisfies stability and smoothing.*

*Proof.* This follows as in Propositions 4.21 and 4.22. To prove quasi-smoothing in the immersed case, we restrict to those functions  $\sigma$  on  $\text{Edge}(\Gamma)$  where  $\|\sigma\|_p = 1$ ; as in the proof of Proposition 21, this set is compact.  $\square$

## 5. COUNTING PROBLEMS

One direct application of Theorem A is to obtain new counting results for curves on surfaces of a given topological type.

A *filling current* is a geodesic current  $\alpha \in \mathcal{GC}(\Sigma)$  so that  $i(\alpha, \mu) > 0$  for all  $\mu \in \mathcal{GC}(\Sigma) \setminus \{0\}$ . One example is a filling multi-curve, one whose complement in  $S$  consists of disks.

Rafi and Souto proved the following.

**Definition 5.1.** A functional  $f$  on currents is *positive* if  $f(\mu) > 0$  for all  $\mu \neq 0$ .

**Theorem 5.2** (Rafi-Souto [RS19, Main Theorem]). *For a fixed continuous, homogeneous, and positive functional  $f: \mathcal{GC} \rightarrow \mathbb{R}_+$  and for a fixed filling current  $\alpha \in \mathcal{GC}(\Sigma)$ , the limit*

$$\lim_{L \rightarrow \infty} \frac{\#\{\phi \in MCG \mid f(\phi(\alpha)) \leq L\}}{L^{6g-6}}$$

*exists and is equal to*

$$\frac{m(f)m(\alpha)}{\mathfrak{m}_g}$$

*where  $m(f)$ ,  $m(\alpha)$ , and  $\mathfrak{m}_g$  are constants depending only on  $f$ ,  $\alpha$ , and the genus  $g$  respectively:*

$$m(f) = \mu_{\text{Thu}}(\{\lambda \in \mathcal{ML} \mid f(\lambda) \leq 1\})$$

$$m(\alpha) = \mu_{\text{Thu}}(\{\lambda \in \mathcal{ML} \mid i(\alpha, \lambda) \leq 1\})$$

$$\mathfrak{m}_g = \int_{\mathcal{M}_g} m(Y) d\omega_{\text{WP}}(Y).$$

Here  $\mu_{\text{Thu}}$  is the Thurston volume measure on  $\mathcal{ML}$  induced by the symplectic pairing on  $\mathcal{ML}$ .<sup>1</sup>

Dumas gives a proof of the following theorem (communicated by Mirzakhani).

**Theorem 5.3** (Dumas-Mirzakhani [Dum15, Theorem 5.10]). *The function  $\Lambda: \mathcal{M}_g \rightarrow \mathbb{R}_{\geq 0}$  given by  $\Sigma \mapsto m(\text{EL}_\Sigma)$  is constant.*

Let  $\sqrt{\text{EL}_\Sigma}: \mathcal{GC} \rightarrow \mathbb{R}_{\geq 0}$  be the continuous extension of square-root of extremal length to currents provided by Theorem A. It remains to check that square root of extremal length is non-zero.

**Lemma 5.4.** *For any  $\Sigma \in \text{Teich}(S)$ , the functional  $\sqrt{\text{EL}_\Sigma}$  is positive.*

*Proof.* Let  $A = \sqrt{-2\pi\chi(S)}$ . By Definition 4.15 applied to the hyperbolic metric,  $\ell_\Sigma(C)/A \leq \sqrt{\text{EL}_\Sigma}(C)$  for all curves  $C$  and all  $\Sigma \in \text{Teich}(S)$ . For any  $\mu \in \mathcal{GC}(\Sigma)$ , there exists a sequence  $(\lambda_i C_i)_{i \in \mathbb{N}}$  of weighted curves so that  $\lambda_i C_i \rightarrow \mu$  in the weak\* sense. It thus follows that  $\ell_\Sigma(\mu)/A \leq \sqrt{\text{EL}_\Sigma}(\mu)$ . Since  $\ell_\Sigma$  is a positive function on currents,  $\sqrt{\text{EL}_\Sigma}$  is as well.  $\square$

Applying Theorems 5.2 and 5.3 we conclude that

**Corollary 5.5.** *For any filling current  $\alpha$  and  $\Sigma \in \text{Teich}(S)$ , the limit*

$$\lim_{L \rightarrow \infty} \frac{\#\{\phi \in MCG \mid \sqrt{\text{EL}_\Sigma}(\phi(\alpha)) \leq L\}}{L^{6g-6}}$$

<sup>1</sup>There are at least two natural normalizations for volume on measured foliations; the volume here is the one induced from the symplectic structure.

exists and is equal to

$$\frac{m(\sqrt{\text{EL}}_\Sigma)m(\alpha)}{\mathfrak{m}_g},$$

which is independent of  $\Sigma$ .

A similar result is true for simple multi-curves, by Mirzakhani's work. We state it here and prove it for completeness.

**Proposition 5.6.** *For any simple multi-curve  $\alpha$  and  $\Sigma \in \text{Teich}(S)$ , the limit*

$$\lim_{L \rightarrow \infty} \frac{\#\{\phi(\alpha) \mid \phi \in \text{MCG}, \sqrt{\text{EL}}_\Sigma(\phi(\alpha)) \leq L\}}{L^{6g-6}}$$

exists and is equal to

$$\frac{m(\sqrt{\text{EL}}_\Sigma)c(\alpha)}{\mathfrak{m}_g},$$

which is independent of  $\Sigma$ .

**Remark 5.7.** The constant  $c(\alpha)$  in Proposition 5.6 is not the same as the constant  $m(\alpha)$  in Theorem 5.2. For details on how  $c(\alpha)$  is defined, see [Mir08, Equation (1.2)]. This is related to the fact that in Proposition 5.6 we count multi-curves instead of mapping classes because the stabilizer of a simple multi-curve under the mapping class group is infinite. Counting types of arbitrary multi-curves (not just simple ones, and not necessarily filling) with respect to the hyperbolic length also follows from more recent work of Mirzakhani [Mir16, Theorem 1.1]. From this and work of Erlandsson-Souto [ES16, Corollary 4.4] one can get counting problems for currents (not just multi-curves) and with respect to "length" coming from an intersection number with any filling current (not just the Liouville current). The result by Rafi-Souto above is a further extension of these results for currents and more general notions of lengths. All of these results rely on Mirzakhani's work [Mir16]. Finally, recent work of Erlandsson-Souto [ES20, Theorem 8.1] have given an independent proof of the counting argument in [Mir16] which illuminates on the connection between counting problems for simple and non-simple multi-curves.

*Proof.* First note that the set  $\{\lambda \in \mathcal{ML}(\Sigma) \mid \sqrt{\text{EL}}_\Sigma(\lambda) \leq 1\}$  is compact because  $\sqrt{\text{EL}}_\Sigma(\cdot)$  is positive on non-zero measured laminations. Let  $A := \{\lambda \in \mathcal{ML} \mid \sqrt{\text{EL}}_\Sigma(\lambda) = 1\}$ ; then  $\mu_{\text{Thu}}(A) = 0$ , as proved by Rafi and Souto [RS19, p. 879]. Finally, we apply Mirzakhani's counting result [Mir08, Theorem 1.3] and the Portmanteau theorem (see [Bog18, Corollary 4.3.5]) to conclude the limit exists. Independence of  $\Sigma$  follows again from Theorem 5.3.  $\square$

**Remark 5.8.** Corollary 5.5 also follows from Proposition 5.6 and forthcoming work of Erlandsson and Souto [ES19, ES20]. We remark that their work shows that if one knows a counting result for simple closed curves, then one can obtain a counting result for non-simple closed curves. Our extension result provides counting results via the extension to currents. The connection between these two results is perhaps that, in some sense, the simple closed curves are the extremal points of the space of currents; for instance, the systole of positive functional satisfying smoothing and convex union is always a simple curve. (Here by *systole* we mean a weight 1, non-trivial multi-curve  $C$  with a minimal value of  $f(C)$ .)

## 6. DEFINING THE EXTENSION

We now turn to the proof of Theorem A. As mentioned above, we will fix a hyperbolic structure on  $\Sigma$  (with no relation to the function  $f$  on curves) and use the geodesic flow  $\phi_t$  on the unit tangent bundle to define the extension to currents.

In this section we will deal with *return maps* for this flow. After some generalities about return maps for cross-sections with boundary, we introduce a *smearred return map* that is continuous. We also define a *homotopy return map* (and a smearred version of it) that keeps track of homotopy classes of closures of trajectories. Then we use the smearred homotopy return map to define the extension  $f_\tau$  of  $f$ . The several variants of the return map are summarized in Table 2.

Notation	Type	Meaning
$p$	$\tau \rightarrow \tau$	Ordinary first return
$P$	$\tau \rightarrow \mathbb{R}_1\tau$	Smearred first return
$q$	$\tau \rightarrow \tau \times \pi_1(M)$	Complete homotopy return
$Q$	$\tau \rightarrow \mathbb{R}_1(\tau \times \pi_1(M))$	Smearred homotopy return
$m$	$\tau \rightarrow \pi_1(M)$	Return curve (projection of $q$ )
$[m]$	$\tau \rightarrow \mathcal{C}^+(S)$	Conjugacy class of projection of $m$ to $S$
$M$	$\tau \rightarrow \mathbb{R}_1\pi_1(M)$	Smearred return curve (projection of $Q$ )
$[M]$	$\tau \rightarrow \mathbb{R}_1\mathcal{C}^+(S)$	
$R$	$\mathcal{GC}^+(S) \rightarrow \mathbb{R}_1\mathcal{C}^+(S)$	Integral of $[M]$

TABLE 2. Various types of return maps.  $M = UT\Sigma$  is the domain of the flow  $\phi_t$ .

**6.1. Smearred first return map.** Let  $Y$  be a smooth closed manifold with a smooth flow  $\phi_t$ . For us, a *cross-section* is a compact smooth codimension 1 submanifold-with-boundary  $\tau$  that is smoothly transverse to the foliation of  $Y$  given by  $\phi_t$ . A *global cross-section* is a cross-section  $\tau$  so that its interior  $\tau^\circ$  intersects all forward and backward orbits: for all  $x \in Y$ , there exists  $s < 0$  and  $t > 0$  with  $\phi_s(x), \phi_t(x) \in \tau^\circ$ . Any flow on a compact manifold has global cross-section consisting of a union of finitely many disks, although not all flows on compact manifolds admit a global cross-section consisting of a single connected component. (For instance, the Reeb foliation on  $\mathbb{T}^2$  has no connected global cross-section.) By the implicit function theorem, for any cross-section  $\tau$  there is a larger cross section  $\tau'$  with  $\partial\tau \subset \tau'^\circ$ , which we also write  $\tau \Subset \tau'$ .

Let  $t_\tau: Y \rightarrow \mathbb{R}$  be the first return time defined by  $t_\tau(x) := \min\{t > 0 \mid \phi_t(x) \in \tau\}$ , and let  $p_\tau(x) := \phi_{t_\tau(x)}(x)$ . Then  $p_\tau$  (restricted to  $\tau$ ) is the *first return map* associated to the cross-section  $\tau$ . We will omit the subscript on  $p_\tau$  if it is clear from context. We also have the first return time to the interior, denoted  $t_\tau^\circ$ . (Recall we assume  $t_\tau^\circ(x)$  is finite.)

If  $\tau$  has no boundary, then  $p$  is a homeomorphism. On the other hand, if the cross-section has a non-invariant boundary (i.e.,  $p(\partial\tau) \neq \partial\tau$ ) then  $t_\tau$  and  $p$  will have discontinuities. This necessarily happens for the geodesic flow on the unit tangent bundle of a hyperbolic surface. See [CD16, Sec. 1] for a justification and examples of global cross-sections with boundary for this flow; we construct our own cross-section in Section 7. However, by the continuity of  $\phi_t$  with respect to initial parameters, we have the following “local continuity” claim.

**Lemma 6.1.** *Let  $\tau_1, \tau_2$  be cross-sections (not necessarily global) of  $\phi$ . Let  $x_1 \in \tau_1^\circ$ , and suppose we are given  $t > 0$  so  $x_2 = \phi_t(x_1) \in \tau_2^\circ$ . Then there exists a neighborhood  $U_1$  of  $x_1$  in  $\tau_1$ , a neighborhood  $U_2$  of  $x_2$  in  $\tau_2$ , and a continuous function  $t_2^1: U_1 \rightarrow \mathbb{R}_{>0}$  so that for  $x \in U_1$ ,  $\phi_{t_2^1}(x) \in U_2$ . Furthermore,  $\phi_{t_2^1}: U_1 \rightarrow U_2$  is a diffeomorphism. If  $t$  is the first return to  $\tau_2$ , then we can choose  $U_1$  and  $U_2$  so that  $t_2^1(x) = t_{\tau_2}(x)$  is also the first return time.*

This is presumably standard (Basener gives this as “a useful technical lemma, the proof of which is trivial” [Bas02, Lem. 1]), but we give a proof for completeness.

*Proof.* Pick an initial neighborhood  $U'_1$  of  $x_1$  in  $\tau$ , and let  $\varepsilon$  be small enough so that  $V_1 := \phi_{(-\varepsilon, \varepsilon)}(U'_1)$  is a 3-dimensional flow-box neighborhood of  $x_1$  in  $Y$ . Then the restriction of  $\phi_t$  to  $V_1$  is a homeomorphism to a neighborhood  $V_2$  of  $x_2$  in  $Y$ . Set  $U'_2 := V_2 \cap \tau_2$ . Now consider the composition  $\psi := \pi_1 \circ \phi_{-t} \circ \iota_2: U'_2 \rightarrow U'_1$ , where  $\iota_i: U'_i \hookrightarrow V_i$  is the inclusion and  $\pi_1: V_1 \rightarrow U_1$  is the flow projection:

$$\begin{array}{ccccc}
 & & \psi & & \\
 & & \curvearrowright & & \\
 U'_1 & \xleftarrow{\pi_1} & V_1 & \xrightarrow[\cong]{} & V_2 & \xleftarrow{\iota_2} & U'_2 \\
 \downarrow & \xleftarrow{\iota_1} & & & & & \downarrow \\
 \tau_1 & & & & & & \tau_2.
 \end{array}$$

Then  $\psi$  is a map from  $U'_2$  to  $U'_1$ , taking  $x_2$  to  $x_1$ . By transversality of  $\tau_1$  and  $\tau_2$ , the differential of  $\psi$  at  $x_2$  is invertible. Thus by the inverse function theorem, there is a neighborhood  $U_2$  of  $x_2$  and  $U_1$  of  $x_1$  so that the restriction of  $\psi$  is a diffeomorphism from  $U_2$  to  $U_1$ . For  $x \in U_1$ , set  $t_2^1(x) := t + \pi_t(\phi_{-t}(\psi^{-1}(x)))$ , where  $\pi_t: V_1 \rightarrow (-\varepsilon, \varepsilon)$  is the projection onto the time coordinate of the flow box. We have  $\phi_{t_2^1}(x) = \psi^{-1}(x) \in U_1$ , as desired for the first claim.

For the second claim, by hypothesis, the compact sets  $\phi_{[0, t]}(x_1)$  and  $\tau_2$  do not intersect, so  $\phi_{[0, t]}(x_1)$  has an open neighborhood that does not intersect  $\tau_2$ . It follows that we can shrink  $U_1$  and  $U_2$  so that  $\psi^{-1}$  restricted to  $U_1$  is the first return map to  $\tau_2$ .  $\square$

**Lemma 6.2.** *Let  $x \in \tau$ . If  $p(x) \in \tau^\circ$ , then  $p_\tau$  and  $t_\tau$  are continuous in a neighborhood of  $x$  in  $\tau$ .*

*Proof.* Let  $\tau' \ni \tau$  be a slightly enlarged global cross-section (to cover cases when  $x \in \partial\tau$ ). By Lemma 6.1, there exists a neighborhood  $U$  of  $x$  in  $\tau'$  such that  $p_\tau(U) \subset \tau^\circ$ . By taking  $V := U \cap \tau$ , we get the desired neighborhood in  $\tau$ .  $\square$

**Lemma 6.3.** *Let  $\tau$  be a global cross-section. Then, on  $\tau$ ,  $t_\tau$  is lower semi-continuous and  $t_\tau^\circ$  is upper semi-continuous. There are thus positive global upper and lower bounds on  $t_\tau$ .*

*Proof.* Fix  $x \in \tau$ . If  $p_\tau(x) \in \tau^\circ$ , then  $t_\tau$  is continuous at  $x$  by Lemma 6.2. Otherwise, find a cross-section  $\tau'$  with  $\tau \Subset \tau'$ . Then  $t_{\tau'}$  is continuous at  $x$ , and since  $t_\tau(y) \geq t_{\tau'}(y)$  we have proved that  $t_\tau$  is lower semi-continuous.

On the other hand, for any  $x_1 \in \tau$ , we can set  $x_2 = p_\tau^\circ(x_1)$  and find a neighborhood  $U_1$  of  $x_1$  in  $\tau$  with a function  $t_2^1$  as in Lemma 6.1. But then  $t_\tau^\circ(x) \leq t_2^1(x)$  for  $x \in U_1$ . (Note that  $x_2$  is the first return point to  $\tau^\circ$ , not to  $\tau$ , so we cannot conclude that  $t_\tau^\circ$  is continuous.)  $\square$

In the  $C^1$  setting, Basener showed that a global cross-section can be perturbed slightly so that the first return map is piecewise continuous with a cellular structure [Bas04]. However, we want a *continuous* version of the first return map, so we proceed in a different direction.

**Definition 6.4.** Fix a nested pair of global cross-sections  $\tau_0 \Subset \tau$ . A *bump function*  $\psi$  for this pair is a continuous function  $\psi: \tau \rightarrow [0, 1]$  so that  $\psi$  is 1 on  $\tau_0$  and 0 on an open neighborhood of  $\partial\tau_1$ . Set  $\bar{\psi}(x) = 1 - \psi(x)$ . Let  $p: \tau \rightarrow \tau$  be the first return map with respect to  $\tau$ . Then the *smeared first return map* of  $\psi$  is a function  $P_\psi: \tau \rightarrow \mathbb{R}_1\tau$  defined by

$$P_\psi(x) := \begin{cases} p(x) & p(x) \in \tau_0 \\ \psi(p(x)) \cdot p(x) + \bar{\psi}(p(x)) \cdot P_\psi(p(x)) & p(x) \in \tau - \tau_0. \end{cases}$$

Here,  $\mathbb{R}_1\tau \subset \mathcal{M}_1(\tau)$  is the subspace of probability measures with finite support and total mass 1; see Convention 2.11.

The convention here is that a *smeared map* takes values in finite linear combinations of the target space (or maybe in measures). We use capital letters for smeared maps.

Intuitively, we iterate  $x$  forward, stopping at each iterate with probability given by  $\psi$ . More visually, imagine the original cross-section as a disk. As we look along the flow lines, we see an overlapping set of disks, with hard edges between them. To find the smeared first return map, we “feather” the edges by giving the disks partially-transparent boundaries made out of cellophane. If we continuously increase the transparency towards the boundary, the resulting image will have soft edges. See Figure 6.1.

We will usually omit  $\psi$  from the notation and denote the smeared first return map by  $P$ .

Since  $\tau_0$  is a global cross-section, in the definition of  $P$  we eventually take the first choice, and so  $P(x)$  is a finite sum of elements of  $\tau_1$  as claimed. A little more is true.

**Lemma 6.5.** *If  $\tau_0 \Subset \tau_1$  is a nested pair of global cross-sections, there is an  $N > 0$  so that for any  $x \in \tau_1$ , there is an integer  $k < N$  so that  $p_1^k(x) \in \tau_0$ .*

*Proof.* By Lemma 6.3, there is an upper bound on the return time from  $\tau_1$  to  $\tau_0$ , and thus an upper bound on the number of intersections of the return path to  $\tau_0$  with the compact set  $\tau_1$ .  $\square$

As a consequence of Lemma 6.5, we can rewrite  $P$  directly. Let  $N$  be the bound from Lemma 6.5. Then

$$\begin{aligned} (6.6) \quad P(x) &= \psi(p(x)) \cdot p(x) + \bar{\psi}(p(x))\psi(p^2(x)) \cdot p^2(x) + \cdots \\ &= \sum_{k=1}^N \bar{\psi}(p(x)) \cdots \bar{\psi}(p^{k-1}(x))\psi(p^k(x)) \cdot p^k(x). \end{aligned}$$

If we extend the upper limit of the sum beyond  $N$ , the additional terms will be 0.

**Lemma 6.7.** *For any nested global cross-sections  $\tau_0 \Subset \tau$  and bump function  $\psi$ , the smeared first return map  $P$  is continuous.*

*Proof.* We wish to show that  $P$  is continuous at  $x \in \tau$ . There is some first  $n > 0$  such that  $p^n(x) \in \tau_0^\circ$ . If there is any  $i$  between 1 and  $n$  so that  $p^i(x) \in \partial\tau$ , we first find a smaller cross-section  $\tau'$  with  $\tau_0 \Subset \tau' \Subset \tau$  without this problem, as follows. Recall that we assumed that  $\psi$  vanishes in a neighborhood of  $\partial\tau$ . Since there are finitely many points  $p^i(x)$  in the open set  $\tau \setminus \text{supp}(\psi)$ , we can pick  $\tau'$  containing  $\text{supp}(\psi)$  so that its boundary avoids those finitely many  $p^i(x)$ . Since  $\psi$  vanishes on  $\tau \setminus \tau'$ , the smeared first return map defined with respect to  $\tau'$  agrees with that defined with respect to  $\tau$ . By replacing  $\tau$  by  $\tau'$ , we may thus assume that  $p^i(x) \notin \partial\tau$ . Similarly shrink  $\tau_0$  so that  $p^i(x) \notin \partial\tau_0$  for  $0 < i < n$ .

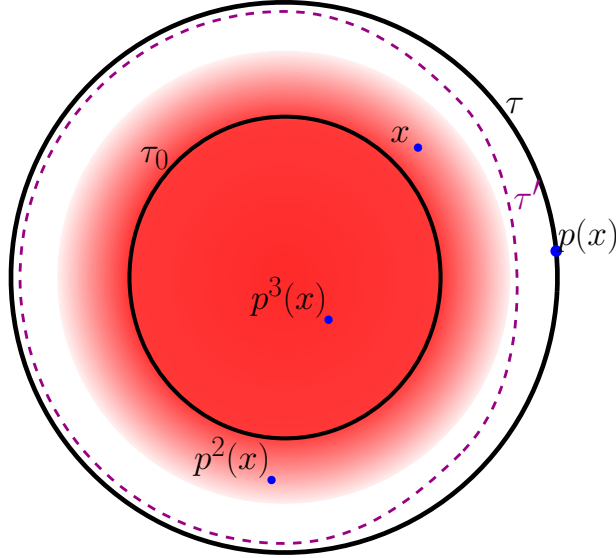


FIGURE 6.1. Smeared first return map, illustrating the proof of continuity in the case  $n = 3$  (before shrinking  $\tau$ ). The bump function  $\psi$  is indicated by the density of red.

We proceed by induction on  $n$ . If  $n = 1$ , that is, if  $p(x) \in \tau_0^\circ$ , then  $p$  is continuous at  $x$  by Lemma 6.2, and  $P$  is continuous since the map taking a point  $x$  to the delta function  $\delta_x$  is continuous. Otherwise, note that  $p_1$  is continuous at  $x$  (again by Lemma 6.2, since  $p_1(x) \in \tau^\circ$ ). By induction  $P$  is continuous at  $p_1(x)$ , and therefore

$$P(x) = \psi(p_1(x)) \cdot p_1(x) + \bar{\psi}(p_1(x)) \cdot P(p_1(x))$$

is continuous at  $x$ . □

To define iterates of  $P$ , we first extend  $P$  and other functions to act on measures.

**Definition 6.8.** When  $X, Y$  are measure spaces and  $f: X \rightarrow Y$  is a measurable function, by convention we extend  $f$  to a function  $\mathcal{M}(X) \rightarrow \mathcal{M}(Y)$  acting on measures, denoted  $f_*$  (or simply  $f$ ), by setting

$$f_*(\mu)(S) := \mu(f^{-1}(S))$$

for  $\mu \in \mathcal{M}(X)$  and  $S \subset Y$  a measurable set. If  $f$  is continuous, then this extension is continuous with respect to the weak\* topology on  $\mathcal{M}(X)$  and  $\mathcal{M}(Y)$ . If  $f$  is invertible and  $\psi: X \rightarrow \mathbb{R}_{\geq 0}$  is a scaling factor, then

$$(6.9) \quad f(\psi \cdot \mu) = (\psi \circ f^{-1}) \cdot f(\mu).$$

In practice, we will often be interested in the subspace of finitely supported measures, in which case the extension  $f: \mathbb{R}X \rightarrow \mathbb{R}Y$  is given by

$$f\left(\sum a_i x_i\right) := \sum a_i f(x_i).$$

For  $F: X \rightarrow \mathcal{M}(Y)$  a smeared function, we extend  $F$  to a function  $\mathcal{M}(X) \rightarrow \mathcal{M}(Y)$  from measures to measures, denoted  $\tilde{F}$  (or simply  $F$ ), by setting, for any measurable function

$\varphi: Y \rightarrow \mathbb{R}_{\geq 0}$ ,

$$F_\varphi(x) := \int_{y \in Y} \varphi(y)(F(x))(y)$$

$$\int_{y \in Y} \varphi(y)\tilde{F}(\mu)(y) := \int_{x \in X} F_\varphi(x)\mu(x),$$

where  $F_\varphi: X \rightarrow \mathbb{R}_{\geq 0}$  is an auxiliary function. See also Equations (6.11) and (6.12) below.

**Proposition 6.10.** *If  $F: X \rightarrow \mathcal{M}(Y)$  is continuous and takes values in measures of uniformly bounded mass, then the extension  $\tilde{F}: \mathcal{M}(X) \rightarrow \mathcal{M}(Y)$  is continuous.*

*Proof.* Let  $(x_i)_{i=0}^\infty$  be a sequence approaching  $x \in X$ . By assumption,  $F(x_i)$  approaches  $F(x)$  in the weak\* topology. This is equivalent to saying that for all continuous bounded functions  $\varphi: Y \rightarrow \mathbb{R}_{\geq 0}$  the function  $F_\varphi$  above is continuous. Furthermore,  $F_\varphi$  is bounded since  $F$  takes values in measures of bounded mass. We now show that  $\tilde{F}$  is continuous. Let  $\mu_i \rightarrow \mu \in \mathcal{M}(X)$ . We want to show that  $\tilde{F}(\mu_i) \rightarrow \tilde{F}(\mu) \in \mathcal{M}(Y)$ , i.e., for any continuous bounded function  $\varphi: Y \rightarrow \mathbb{R}_{\geq 0}$ ,

$$\int_{x \in X} F_\varphi(x)\mu_i(x) \rightarrow \int_{x \in X} F_\varphi(x)\mu(x).$$

This is true by definition of the weak\* topology in  $\mathcal{M}(X)$ , since  $F_\varphi$  is continuous and bounded.  $\square$

In our applications,  $F$  takes values in finitely-supported measures, with a bound on the size of the support. Concretely, if  $F: X \rightarrow \mathbb{R}Y$  can be written as a finite sum

$$F(x) = \sum_{i=1}^N \psi_i(x)f_i(x)$$

for real-valued functions  $\psi_i$  and invertible  $Y$ -valued functions  $f_i$ , then, by Equation (6.9), the extension is defined by

$$(6.11) \quad F(\mu) = \sum_{i=1}^N f_i(\psi_i \cdot \mu) = \sum_{i=1}^N (\psi_i \circ f_i^{-1}) \cdot f_i(\mu)$$

where the middle expression is a sum of pushforwards of scaled measures, and in the last expression we have pulled the scaling factors out. If  $\mu$  is also finitely supported, we have

$$(6.12) \quad F\left(\sum_i a_i x_i\right) = \sum_{i,j} a_i \psi_j(x_i) f_j(x_i).$$

**Definition 6.13.** With the above extension of notation, the iterates of the smeared return map  $P$  are defined by

$$(6.14) \quad P^0(x) := x$$

$$P^n(x) := P(P^{n-1}(x)).$$

**Definition 6.15.** A measure  $\nu$  on  $Y$  that is invariant under the flow  $\phi_t$  induces a *flux*  $\mu = \nu_\tau$  on  $\tau_1$  that is invariant under the first return map  $p_1$  [VO16, Section 3.4.2]. Concretely, pick  $\varepsilon > 0$  small enough so that the map  $b: [0, \varepsilon] \times \tau \rightarrow Y$  defined by  $b(t, x) = \phi_t(x)$  is an embedded flow box. Then for  $S \subset \tau$ , define  $\mu(S) := \nu(\phi_{[0, \varepsilon]}(S))/\varepsilon$ . (Since our cross-sections are compact manifolds-with-boundary, we can always find such an  $\varepsilon$ .)

We have the following invariance property.

**Proposition 6.16.** *If  $\nu$  is a measure on  $UT\Sigma$  that is invariant under  $\phi_t$ , then  $\nu_\tau$  is invariant under  $p$  and  $\psi\nu_\tau$  is invariant under  $P$ .*

For motivation for the factor of  $\psi$  in the proposition statement, think about extending the definitions to allow  $\psi$  to be the (non-continuous) characteristic function of  $\tau_0 \Subset \tau$ ; then  $P$  is the ordinary first return map to  $\tau_0$ , and  $\psi\nu_\tau = \nu_{\tau_0}$  is the flux of  $\tau_0$ . See also Example 8.3.

*Proof.* The first part is standard. For the second part, let  $\mu = \nu_\tau$ . Then we have

$$\begin{aligned} P(\psi \cdot \mu) &= p(\psi \cdot (\psi \circ p) \cdot \mu) + p^2(\psi \cdot (\bar{\psi} \circ p) \cdot (\psi \circ p^2) \cdot \mu) + \dots \\ &= \sum_{k=1}^N p^k(\psi \cdot (\bar{\psi} \circ p) \cdots (\bar{\psi} \circ p^{k-1}) \cdot (\psi \circ p^k) \cdot \mu) \\ &= \sum_{k=1}^N (\psi \circ p^{-k}) \cdot (\bar{\psi} \circ p^{-k+1}) \cdots (\bar{\psi} \circ p^{-1}) \cdot \psi \cdot p^k(\mu) \\ &= \sum_{k=1}^N (\psi \circ p^{-k}) \cdot (\bar{\psi} \circ p^{-k+1}) \cdots (\bar{\psi} \circ p^{-1}) \cdot \psi \cdot \mu. \end{aligned}$$

using the definition of  $P$  (in the form of Equation (6.6)); rewriting as a sum; Equation (6.11); and invariance of  $\mu$  under  $p$ . Since  $\psi + \bar{\psi} = 1$ , this sum telescopes, and the result is  $\psi\mu$ .  $\square$

We will sometimes blur the distinction between a geodesic current and its flux, and write, for instance,  $\nu(\tau)$  for the total mass of  $\nu_\tau$  on  $\tau$ , or  $\nu(\psi\tau)$  for  $\int_{x \in \tau} \psi(x)\nu_\tau(x)$ .

**6.2. Homotopy type of return.** We will additionally need to track *how* a point returns to the cross-section. For this, we suppose that we have a global cross-section  $\tau$  contained in a simply-connected cross-section  $\tau'$ . (For a  $C^1$  flow on a manifold of dimension at least 3, there is always a simply-connected cross-section [Bas04].) For such a cross-section, from the first return for  $x \in \tau$ , we can extract another piece of information: the homotopy class of the return trajectory.

**Definition 6.17.** Let  $\phi_t$  be a flow on a manifold  $Y$  and  $\tau$  be a global cross-section, contained in a larger compact simply-connected cross-section  $\tau'$ . Fix a basepoint  $* \in \tau'$ . For  $x \in \tau$ , define the *return trajectory*  $m(x) \in \pi_1(Y, *)$  by taking the homotopy class of a path that runs in  $\tau'$  from  $*$  to  $x$ , along the flow trajectory from  $x$  to  $p_\tau(x)$ , and then in  $\tau'$  from  $p_\tau(x)$  back to  $*$ . Since  $\tau'$  is simply-connected,  $m(x)$  is independent of the choice of path.

**Lemma 6.18.** *Let  $Y$  be a compact manifold with flow  $\phi_t$  and  $\tau$  be a global cross-section. As  $x$  varies in  $\tau$ , the return trajectory  $m(x)$  takes on only finitely many values.*

*Proof.* Since there are upper bounds on the return time (Lemma 6.3), on the speed of  $\phi_t$  with respect to a Riemannian metric on  $Y$ , and on the diameter of  $\tau'$ , the length of the path representing  $m(x)$  is bounded. On a compact manifold, there are only finitely many elements of  $\pi_1(Y, *)$  that have representatives of bounded length.  $\square$

To get the return map for iterates, we also incorporate the point of first return.

**Definition 6.19.** The *homotopy return map* is the map  $q: \tau \rightarrow \tau \times \pi_1(Y, *)$  defined by

$$q(x) := (p(x), m(x)).$$

We can iterate  $q$  by inductively defining  $q^{n+1}$  to be the composition

$$\tau \xrightarrow{q^n} \tau \times \pi_1(Y) \xrightarrow{q \times \text{id}} \tau \times \pi_1(Y) \times \pi_1(Y) \xrightarrow{(x,g,h) \mapsto (x,hg)} \tau \times \pi_1(Y).$$

Define  $m^n(x) \in \pi_1(Y, *)$  to be the second component of  $q^n(x)$ .

**Remark 6.20.** An alternative approach to defining homotopy types of return trajectories is to pick a cross-section in the universal cover [EPS20, Section 3.2].

**Definition 6.21.** For  $\tau$  a global cross-section with basepoint  $*$ ,  $\tau_0 \subseteq \tau$  a smaller global cross-section,  $\psi$  a bump function for this pair, and  $\tau' \supset \tau$  a simply-connected cross-section, the *smearred homotopy return map*  $Q: \tau \rightarrow \mathbb{R}_1(\tau \times \pi_1(Y, *))$  is defined by

$$Q(x) := \begin{cases} q(x) & p(x) \in \tau_0 \\ \psi(p(x)) \cdot q(x) + \bar{\psi}(p(x)) \cdot L_{m(x)}Q(p(x)) & p(x) \in \tau - \tau_0 \end{cases}$$

where  $L_g$  is left translation by  $g \in \pi_1(Y, *)$ :

$$L_g \left( \sum_i a_i(x_i, h_i) \right) := \sum_i a_i(x_i, gh_i).$$

There is once again a natural notion of iteration, defined by inductively setting  $Q^{n+1}$  to be the composition

$$\tau \xrightarrow{Q^n} \mathbb{R}_1(\tau \times \pi_1(Y)) \xrightarrow{\mathbb{R}_1(Q \times \text{id})} \mathbb{R}_1(\mathbb{R}_1(\tau \times \pi_1) \times \pi_1(Y)) \xrightarrow{\text{join}} \mathbb{R}_1(\tau \times \pi_1(Y)).$$

where join is the somewhat more involved operation

$$\text{join} \left( \sum_i a_i \left( \left( \sum_j b_{ij}(x_{ij}, g_{ij}) \right), h_i \right) \right) := \sum_{i,j} a_i b_{ij}(x_{ij}, h_i g_{ij}).$$

(The terminology comes from the theory of monads [Mog91, Wad92]. See Equation (6.12).)

**Definition 6.22.** We define the *smearred  $n$ -th return trajectory*  $M^n: \tau \rightarrow \mathbb{R}_1\pi_1(Y)$  to be the composition

$$\tau \xrightarrow{Q^n} \mathbb{R}_1(\tau \times \pi_1(Y)) \longrightarrow \mathbb{R}_1\pi_1(Y)$$

where at the second step we lift the projection on the second component to act on weighted objects as in Definition 6.8.

Let  $\Lambda(n, \tau)$  be the set of curves that appear with non-zero coefficient in  $M^n(x)$  for some  $x \in \tau$ .

**Lemma 6.23.**  $\Lambda(n, \tau)$  is finite.

*Proof.* Immediate from Lemmas 6.5 and 6.18. □

**Lemma 6.24.** The maps  $Q^k$  and  $M^k$  are continuous.

*Proof.* The proof of Lemma 6.7 also proves that  $Q$  is continuous. It then follows that  $Q^k$  and  $M^k$  are continuous. □

**6.3. Return maps for the geodesic flow.** We now turn to the specifics of our situation. Let  $\Sigma$  be the surface  $S$  endowed with an arbitrary hyperbolic Riemannian metric  $g$ . Points in  $UT\Sigma$  will be denoted  $\vec{x}$ , meaning a pair of a point  $x \in \Sigma$  and a unit tangent vector at  $x$ . Let  $\phi_t: UT\Sigma \rightarrow UT\Sigma$  be the geodesic flow associated to  $g$ .

We pick nested global cross-sections  $\tau_0 \Subset \tau \subset \tau'$ , with  $\tau'$  simply-connected, and a bump function  $\psi$  for the pair  $(\tau_0, \tau)$ . We thus get a smeared  $n$ -th return trajectory  $M^n: \tau \rightarrow \mathbb{R}_1\pi_1(UT\Sigma, *)$ . We want to work with curves in  $\Sigma$  rather than its unit tangent bundle, so compose with the projection  $\pi_\Sigma: UT\Sigma \rightarrow \Sigma$  to get a linear combination of elements of  $\pi_1(S, \pi_\Sigma(*))$ . Then take conjugacy classes (to pass to unbased curves) to get an element of  $\mathbb{R}_1\mathcal{C}^+(S)$ . We call the resulting map  $[M^n]$ , which has type

$$[M^n]: \tau \rightarrow \mathbb{R}_1\mathcal{C}^+(S).$$

From Lemmas 6.23 and 6.24,  $[M^n]$  is a continuous function with values in the finite dimensional subspace  $\mathbb{R}^{[\Lambda(n, \tau)]} \subset \mathbb{R}\mathcal{C}^+(S)$ , where  $[\Lambda(n, \tau)]$  is the projection of  $\Lambda(n, \tau)$ .

**6.4. Definition of the extension.** Now, we will use the above return map  $[M^n]$  to define the extension of  $f$  to geodesic currents in Theorem A. With  $\tau_0 \Subset \tau \subset \tau'$  as above, we define

$$R^n: \mathcal{GC}^+(S) \rightarrow \mathbb{R}_1\mathcal{C}^+(S)$$

$$R^n(\mu) := \int_\tau [M^n(\vec{x})]\psi(\vec{x})d\mu_\tau(\vec{x}).$$

Observe that, for fixed  $n$ ,  $R^n(\mu)$  is a weighted multi-curve with a fixed set of possible connected components, but with weights depending on  $\mu$ . As we will explain in Section 9, because  $[M^n(\vec{x})]$  is continuous on  $\tau$ ,  $R^n$  is continuous with respect to the weak\* topology on  $\mathcal{GC}^+(S)$ .

We can now finally define our extension of  $f$ :

$$(6.25) \quad f_\tau^n(\mu) := f(R^n(\mu))$$

$$(6.26) \quad f_\tau(\mu) := \lim_{n \rightarrow \infty} \frac{f_\tau^n(\mu)}{n}.$$

We will prove that the limit exists (at least for our cross-section) in Proposition 8.6.

**Warning 6.27.** We work with weighted linear combinations of objects (or, more generally, measures) at many places in the paper. Some functions (like  $R^n$ ) are by definition additive under linear combinations, and in Definition 6.8, we also silently extend other functions (like  $p$ ) to apply additively to linear combinations of points or measures. But the main functional  $f$  we are interested is *not* necessarily additive. (We only assume that  $f$  satisfies convex union in the main theorems.)

## 7. CONSTRUCTING GLOBAL CROSS-SECTIONS

Next we define the specific global cross-section we use. We make choices that are convenient for guaranteeing that certain crossings are essential.

**Definition 7.1.** For  $\Sigma$  a hyperbolic surface,  $c$  an oriented geodesic segment on  $\Sigma$ , and  $0 < \theta < \pi/2$  an angle, the *wedge set*  $W(c, \theta) \subset UT\Sigma$  is the set of vectors that cross  $c$  nearly perpendicularly:

$$W(c, \theta) := \{ \vec{x} = (x, v) \mid x \in c, |\text{ang}(T_x c, v) - \pi/2| \leq \theta \}.$$

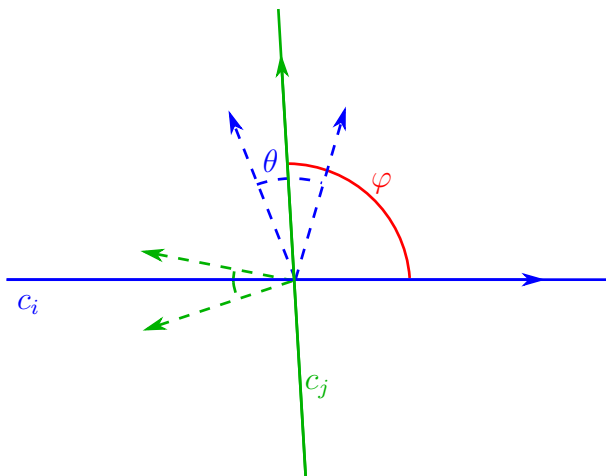


FIGURE 7.1. Wedge sets not intersecting, in the case  $2\theta < \varphi$ .

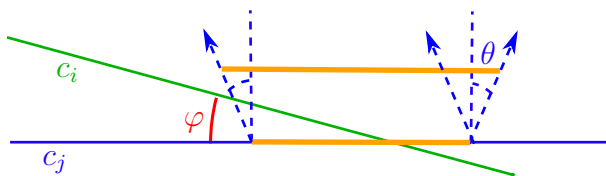


FIGURE 7.2. Cut and flow operation when the angle of intersection is small,  $\theta < \pi/2 - \varphi$ .

(Angles  $\text{ang}(v, w)$  are measured by the counterclockwise rotation from  $v$  to  $w$ .) We can likewise define the wedge set  $W(\{c_i\}, \theta)$  for a collection of geodesic segments  $\{c_i\}_{i=1}^k$ .

We wish to find a wedge set  $W(\{c_i\}, \theta)$  that is an embedded global cross-section for the geodesic flow  $\phi_t$ .

Fix  $\theta = \pi/6$ . For any geodesic arc  $c$ , the wedge set  $W(c, \theta)$  intersects any geodesic that passes through a non-empty open set. Thus by compactness of  $UT\Sigma$ , there exist a finite collection of immersed arcs  $(c_i)_{i=1}^n$  so that  $\bigcup_{i=1}^n W(\{c_i\}, \theta)_{i=1}^n$  is a disconnected, not necessarily embedded, global cross-section of the geodesic flow. We will produce an embedded global cross-section from it. Immersed points come from intersection points between the geodesic segments  $c_i$ , but not all of them produce immersed points of the global cross-section.

Indeed, suppose  $\text{ang}(c_i, c_j) = \varphi$ . There are two good cases:

- (1) If  $2\theta < |\varphi|$ , the wedge sets don't intersect, as shown in Figure 7.1.
- (2) If  $\theta < \frac{\pi}{2} - |\varphi|$ , then the corresponding wedge sets do intersect, but we can perturb the  $c_i$  slightly to avoid the intersection. Given a small interval  $[a, b]$  of the geodesic segment  $c_j$ , containing one intersection point between  $c_i$  and  $c_j$ , we consider the wedge  $W([a, b], \theta)$ . By pushing the endpoints  $a, b$  forward along the extremal angles, as shown in Figure 7.2, we obtain new points  $a', b'$ , and a new wedge set  $W([a', b'], \theta')$ , for some  $\theta' > \theta$ , so that  $W([a', b'], \theta')$  is disjoint from  $c_i$  and  $W([a', b'], \theta')$  intersects every geodesic that  $W([a, b], \theta)$  does (so we still have a global cross-section).

Our choice  $\theta = \pi/6$  guarantees that one of these two cases happens.

Next, we will construct an immersed connected global cross-section  $\tau'$  containing this disconnected wedge set.

**Proposition 7.2.** *For any wedge set  $W(\{c_i\}, \theta)$  and any  $\varepsilon > 0$ , there exists a closed geodesic  $\gamma$  so that for each  $i$ , there is a subsegment  $\gamma_i \subset \gamma$  so that  $c_i \subset B_\varepsilon(\gamma_i)$  and every geodesic that intersects  $W(c_i, \theta)$  also intersects  $W(\gamma_i, \theta + \varepsilon)$ .*

*Proof.* Use [BPS17, Theorem 2.4] to construct the closed geodesic  $\gamma$  with  $c_i \subset B_\varepsilon(\gamma)$ . If  $\varepsilon$  is small enough, by following the geodesic flow from  $W(c_i, \theta)$  we hit  $\gamma$  in a geodesic segment  $\gamma_i$ , so that every geodesic intersecting  $W(c_i, \theta)$  also intersects  $W(\gamma_i, \theta + \varepsilon')$  for some  $\varepsilon'$ . Since  $\varepsilon'$  goes to 0 as  $\varepsilon$  goes to 0, the result follows.  $\square$

Observe that if  $\varepsilon$  is small enough and the  $c_i$  in Proposition 7.2 are disjoint, then the  $\gamma_i$  will be disjoint as well. Thus combining the above propositions (and redefining  $\theta$  to be  $\theta + \varepsilon$ ), we have found a closed geodesic  $\gamma$  and disjoint geodesic segments  $\gamma'_i \subset \gamma$  so that we have the following global cross-sections:

- A wedge set  $\tau_0 := W(\{\gamma'_i\}, \theta)$  giving a disconnected embedded global cross-section.
- A global cross-section  $W(\gamma, \theta)$  containing the previous one which is connected but not embedded (as  $\gamma$  will self-intersect).

We would like to use the second global cross-section  $W(\gamma, \theta)$  to close up the homotopy return trajectories of the smeared return map. However,  $W(\gamma, \theta)$  is not simply-connected, so the homotopy return map will depend on which path along the cross-section we choose. This can be easily fixed by setting, for some small open interval  $I \subset \gamma \setminus \bigcup_i \{\gamma'_i\}$ ,

$$\tau' := W(\gamma - I, \theta)$$

so that  $\tau_0 \subset \tau'$ . Strictly speaking,  $\tau'$  is not simply-connected as a subset of  $UT\Sigma$ ; rather it is the image of an immersed disk. Since  $\tau_0 \subset \tau'$  lies in a portion where the immersion is injective, there is no ambiguity about how to connect up the return paths to  $\tau_0$  within  $\tau'$ .

**Definition 7.3.** A *good* cross-section is the data of cross-sections  $\tau, \tau, \tau'$  and bump function  $\psi$ , where  $\tau$  is a slight enlargement of the embedded cross-section  $\tau_0$  so that  $\tau_0 \Subset \tau \subset \tau'$ , for  $\tau'$  a cross-section as above. For simplicity, we will refer to a good cross-section just as  $\tau$ .

A good cross-section gives the complete setup of Section 6.4.

## 8. JOIN LEMMA

We now turn to the heart of the proof, proving *join lemmas* to show that we can smooth essential crossings to relate the return maps of order  $k$ , order  $\ell$ , and order  $k + \ell$ . We chose the global cross-sections  $\tau_0 \Subset \tau \subset \tau'$  in Section 7 to be wedge sets in order to connect to hyperbolic geometry and prove the necessary crossings are essential. Recall that we refer to the data of the nested cross-sections from wedge sets (including the bump function  $\psi$ , when relevant) as a good cross-section (Definition 7.3), which we refer to as  $\tau$ .

**Lemma 8.1** (Classical join lemma). *There is a curve  $K_\tau$  and integer  $w_\tau$  so that for large enough  $k, \ell \geq 0$ , we have*

- (a)  $[m^k(\vec{x})] \cup [m^\ell(p^k(\vec{x}))] \cup K_\tau \searrow_{w_\tau} [m^{k+\ell}(\vec{x})]$
- (b)  $[m^{k+\ell}(\vec{x})] \cup K_\tau \searrow_{w_\tau} [m^k(\vec{x})] \cup [m^\ell(p^k(\vec{x}))]$ .

As a corollary, we will prove a corresponding join lemma for the smeared return map.

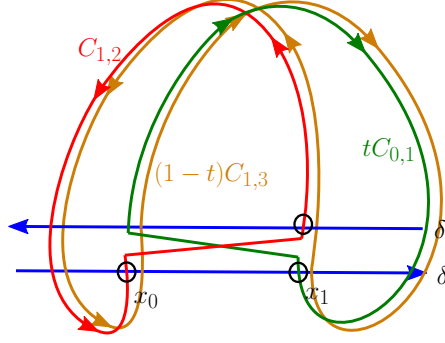


FIGURE 8.1. Example of a first iteration of the smeared first return map, i.e.,  $[M^1]$  on a geodesic current corresponding to a closed curve intersecting the cross-section  $\tau$  twice at points  $\vec{x}_0, \vec{x}_1$  and the cross-section  $\tau_0$  once at point  $\vec{x}_1$ . The weight of the bump function  $\psi$  at  $\vec{x}_0$  is  $t$ . We obtain three weighted curves.  $C_{0,1}$  consisting of the geodesic trajectory that goes from  $\vec{x}_0$  to  $x_1$  and closes off by following the cross-section in some coherent way.  $C_{0,1}$  has weight 1 by definition of smeared return map, since  $\vec{x}_1 \in \tau_0$ .  $C_{1,2}$  has weight  $t$ , whereas  $C_{1,3}$  has weight  $1 - t$ .

**Lemma 8.2** (Smeared join lemma). *There is a curve  $K_\tau$  and weight  $w_\tau$  so that for large enough  $k, \ell \geq 0$ , we have*

- (a)  $[M^k(\vec{x})] \cup [M^\ell(P^k(\vec{x}))] \cup K_\tau \searrow_{w_\tau} [M^{k+\ell}(x)]$
- (b)  $[M^{k+\ell}(\vec{x})] \cup K_\tau \searrow_{w_\tau} [M^k(\vec{x})] \cup [M^\ell(P^k(\vec{x}))]$ .

**Example 8.3.** As an example of smeared first return map and to illustrate how the join lemma is applied, consider the case when the geodesic current  $\mu$  is  $\delta_\gamma$  for  $\gamma$  a closed curve whose lift to the unit tangent bundle intersects the global cross-section  $\tau$  at two points  $\vec{x}_0$  and  $\vec{x}_1$ . We assume further that  $\vec{x}_0 \notin \tau_0$ ,  $\psi(\vec{x}_0) = t \in (0, 1)$ , and  $\vec{x}_1 \in \tau_0$ . Then, as illustrated in Figure 8.1,  $[M^1(\vec{x}_0)]$  is a curve  $C_{0,1}$  with weight 1, since  $p_\tau(\vec{x}_0) = \vec{x}_1 \in \tau_0$ . On the other hand,  $[M^1(\vec{x}_1)]$  consists of a weighted multi-curve with two components  $C_{1,2}$  and  $C_{1,3}$  starting from  $x_1$  and landing at  $\vec{x}_2 = \vec{x}_0$  and  $\vec{x}_3 = \vec{x}_1$ , with weights  $t$  and  $1 - t$ , respectively. Then (with  $\mu = \delta_\gamma$ ) we have

$$\begin{aligned} \psi\mu_\tau &= t\delta_{\vec{x}_0} + \delta_{\vec{x}_1} \\ R^1(\mu) &= tC_{0,1} + tC_{1,2} + (1 - t)C_{1,3}. \end{aligned}$$

Now, the join lemma asserts that we can to join the curves  $C_{0,1}$  and  $C_{1,2}$ , together with an extra curve  $K$ , to get  $C_{0,2}$ . Assuming all the relevant intersections are essential, we can do it with  $K$  being two copies of  $\delta$ , one oriented in each direction, in the steps shown in Figure 8.2. In the full proof, to guarantee the analogous intersections are essential we will add more copies of  $\delta$ .

*Proof of Lemma 8.1.* First we look at the geometry of a return trajectory  $m^k(\vec{x})$  when  $k$  is large, as a concrete curve either on  $\Sigma$  or lifted to the universal cover. Since there is a lower bound on the first return time (Lemma 6.3), the  $n$ -th return time grows at least linearly in  $k$ . We may therefore assume that the portion of  $m^k(\vec{x})$  that follows  $\phi_t(\vec{x})$  is very long.

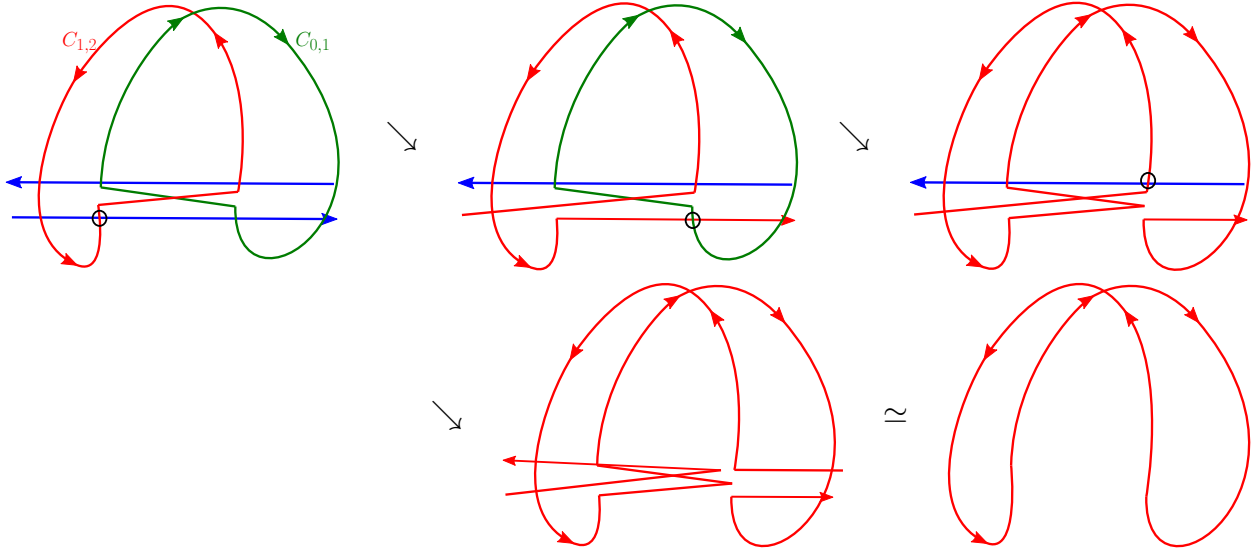


FIGURE 8.2. Applying the Join Lemma in Example 8.3. At each step, we smooth at the circled crossing.

The lift of  $m^k(\vec{x})$  to the universal cover is thus a *broken path*: for some large  $L$ , it alternates between

- (a) *long* segments of length at least  $L$  following  $\phi_t(\vec{x})$  and
- (b) *short* segments of some length following  $\delta$ ,

with turns between them that are within  $\varepsilon$  of a right angle, alternating left and right. (See Definition 11.1 for a precise definition.)

We study the geometry of broken paths in Section 11. In particular, we prove several lemmas there guaranteeing that broken paths intersect essentially in certain circumstances. If  $L$  is large enough, we have the following results.

- A broken path and a lift of  $\delta$  intersect essentially (Lemma 11.2).
- Broken paths with short segments that are different enough in length intersect essentially (Lemma 11.3).

We first prove part (a) in the Lemma statement. We will use the following steps. By convention,  $\delta$  is oriented to the right, and  $\delta^{-1}$  is the same curve oriented to the left. Let  $\alpha$ ,  $\beta$ , and  $\gamma$  be  $m^k(\vec{x})$  and  $m^\ell(p^k(\vec{x}))$ , respectively.

- (1) We start by smoothing  $[\alpha]$  with a large number  $N$  of copies of  $[\delta]$ . Each one of these intersections is essential by Lemma 11.2. This yields a new curve  $[\alpha_1]$  with lift a broken path with an lengthened short segment.
- (2) We then smooth  $[\alpha_1]$  against  $[\beta]$ . The corresponding lifts are broken paths with short segments of different enough lengths, so Lemma 11.3 guarantees that the crossing is essential, yielding a new curve  $[\gamma_1]$ .
- (3) Finally, we smooth  $[\gamma_1]$  against  $N[\delta^{-1}]$ . This returns to the correct homotopy class, again using Lemma 11.2 to guarantee that the crossings are essential. The result is  $[\gamma]$ , as desired.

We need to use a large enough number  $N$  of copies of  $\delta$  that guarantees that the crossing in the second step above is essential. Let  $\varepsilon$  be the angle of the wedge set, let  $\ell$  be the length

of  $\delta$ , and let  $\kappa(\varepsilon)$  be the constant from Lemma 11.3. Then we claim that it suffices to take  $N = 2M$  with  $M = 1 + \lceil \kappa(\varepsilon)/\ell \rceil$ , so that overall constants in the statement are

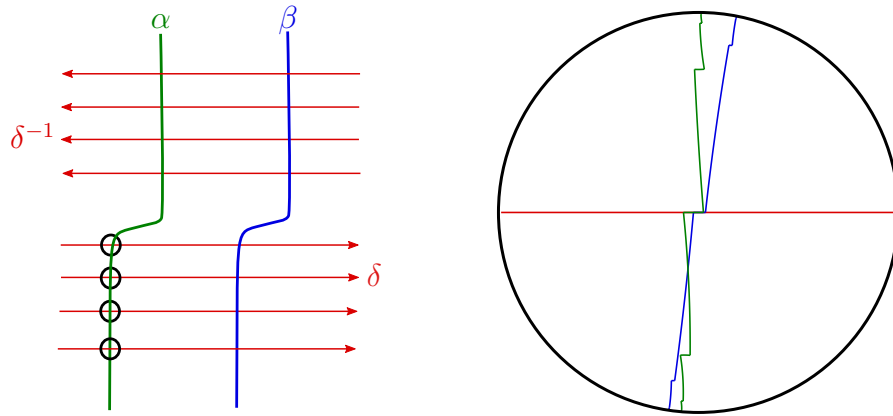
$$K_\tau = N([\delta] + [\delta^{-1}])$$

$$w_\tau = 2N + 1 = 3 + 4\lceil \kappa(\varepsilon)/\ell \rceil.$$

In order to be explicit about how to apply Lemmas 11.2 and 11.3, we will work with concrete lifts of our curves to broken paths in the universal cover; to pick out a lift, we work with elements of  $\pi_1$ , and so pick a basepoint. For concreteness, choose the basepoint  $*$  to be at the far left end of the segment on  $\delta$  defining  $\tau'$ . (Recall that we removed a short interval to make  $\tau'$  simply-connected.) We are particularly interested in the short segments on the lift of  $\delta$ ; for that purpose, parameterize the lift of  $\delta$  by length in  $\mathbb{R}$ , with 0 at the lift of the basepoint  $*$  and  $\delta$  oriented in the positive direction so that  $\delta$  itself lifts to a curve ending at  $\ell$ .

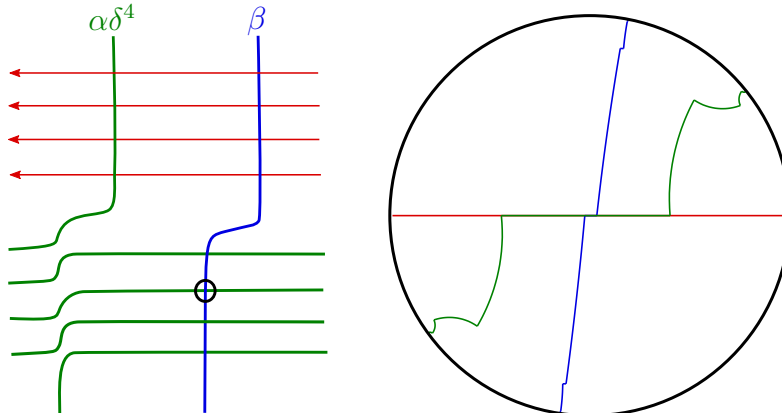
Now we state precisely the sequence of smoothings that we will perform, illustrating them with slightly schematic figures of both the curves on the surface and of the corresponding broken paths realizing the lifts in the universal cover. At each step we circle the crossings that we smooth at the next step.

- (i) Let  $\delta, \alpha$  and  $\beta$  be elements of  $\pi_1(S)$  representing the transversal curve,  $m^k(\vec{x})$  and  $m^\ell(p^k(\vec{x}))$ , respectively:



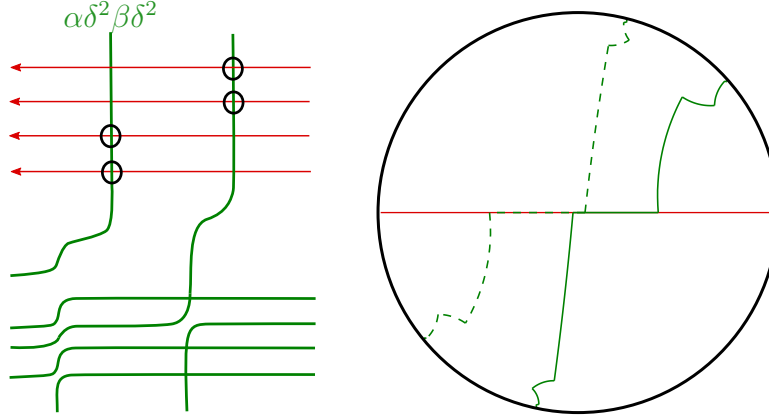
The endpoints of the central short segments of lifts of  $\alpha$  and  $\beta$  are both in  $(0, \ell)$ , in the parameterization above.

- (ii) Smooth  $[\alpha]$  with  $N[\delta]$  a total of  $N$  times to get  $[\alpha_1]$  with  $\alpha_1 = \delta^M \alpha \delta^M$ . The crossings are essential by Lemma 11.2.



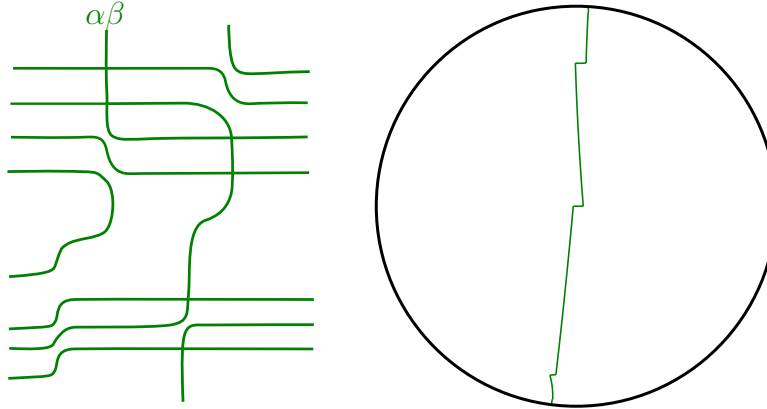
The endpoints of the central short segment of the lift of  $\alpha_1$  are in  $(-M\ell, -(M-1)\ell)$  and in  $(M\ell, (M+1)\ell)$ .

- (iii) Smooth  $[\alpha\delta^N] \cup [\beta]$  at a middle crossing to make  $[\gamma_1] = [\alpha\delta^{N/2}\beta_1\delta^{N/2}]$ . Since  $(M-1)\ell \geq \kappa(\varepsilon)$ , the crossing is essential by Lemma 11.3.




Here, in the picture in the universal cover, two different lifts of  $\gamma_1$  are shown (one dashed), to make it clearer what happened in the smoothing; these are the lifts of  $\delta^{N/2}\alpha\delta^{N/2}\beta$  (solid) and  $\beta\delta^{N/2}\alpha\delta^{N/2}$  (dashed).

- (iv) Smooth  $[\gamma_1]$  with  $N[\delta^{-1}]$  a total of  $N$  times at appropriate crossings to make  $[\alpha\beta] = m^{k+\ell}(\vec{x})$ . The crossings are essential by Lemma 11.2.



- (v) The result is  $[\alpha\beta]$  as desired.



This completes the proof of part (a) of the statement. Part (b) is very similar. Precisely, we do the following steps.

- (i') Let  $\delta = \tau$ ,  $\alpha = m^k(\vec{x})$ , and  $\beta = m^\ell(p^k(\vec{x}))$  be as before, so that we start with  $[\alpha\beta] = [m^{k+\ell}(\vec{x})]$ .
- (ii') Use Lemma 11.2 to smooth with  $N[\delta]$  a total of  $N$  times to get  $[\gamma_1]$  with  $\gamma_1 = \delta^M \alpha \beta \delta^M$ . If we set  $\gamma_2 = \beta \delta^N \alpha$ , then  $[\gamma_1] = [\gamma_2]$ , but these two curves have different canonical lifts to the universal cover: the endpoints of the primary short segment  $\gamma_1$  are in  $(-M\ell, -(M-1)\ell)$  and  $(M\ell, (M+1)\ell)$  on the lift of  $\delta$ , while the endpoints of the (zero-length) primary "short segment" of  $\gamma_2$  are at the same point in  $(0, \ell)$ .
- (iii') Smooth  $[\gamma_1]$  with itself to make  $[\alpha_1] \cup [\beta_1]$ , with  $\alpha_1 = \delta^M \alpha$  and  $\beta_1 = \beta \delta^M$ . The crossing corresponds to the lifts given by  $\gamma_1$  and  $\gamma_2$ , and is essential by Lemma 11.3.
- (iv') Smooth  $[\alpha_1]$  and  $[\beta_1]$  each  $M$  times with  $M[\delta^{-1}]$  to make  $[\alpha]$  and  $[\beta]$ , using Lemma 11.2.
- (v') The result is  $[\alpha] \cup [\beta]$  as desired.  $\square$

*Proof of Lemma 8.2.* By definition of  $M^k$  and  $P^k$ , we have non-negative constants  $K$ ,  $a_i$ ,  $L$ , and  $b_{i,j}$  so that

$$\begin{aligned} M^k(\vec{x}) &= \sum_{i=k}^K a_i m^i(\vec{x}) & P^k(\vec{x}) &= \sum_{i=k}^K a_i \vec{y}_i \\ M^\ell(\vec{y}_i) &= \sum_{j=\ell}^L b_{i,j} m^j(\vec{y}_i) & M^{k+\ell}(\vec{x}) &= \sum_{i=k}^K \sum_{j=\ell}^L a_i b_{i,j} m^i(\vec{x}) m^j(\vec{y}_i). \end{aligned}$$

Furthermore,  $\sum_i a_i = 1$  and, for fixed  $i$ ,  $\sum_j b_{i,j} = 1$ . The result follows by distributing and applying Lemma 8.1 repeatedly.  $\square$

As an immediate consequence, we have the following.

**Proposition 8.4.** *For a fixed good cross-section  $\tau$  as constructed above and for every functional  $f$  satisfying quasi-smoothing and convex union, there is a constant  $\kappa(\tau)$  so that, for sufficiently large  $k, \ell$  and every geodesic current  $\mu$ , we have*

$$f_\tau^{k+\ell}(\mu) \leq f_\tau^k(\mu) + f_\tau^\ell(\mu) + \kappa(\tau)\mu(\psi\tau).$$

*Proof.* We will prove this with  $\kappa(\tau) = f(K_\tau) + R w_\tau$ , where  $K_\tau$  and  $w_\tau$  are from Lemma 8.2 and  $R$  is the quasi-smoothing constant from Equation (1.2).

We have

$$\begin{aligned} f_\tau^{k+\ell}(\mu) &= f \left( \int_\tau M^{k+\ell}(\vec{x}) \psi(\vec{x}) \mu(\vec{x}) \right) \\ &\leq f \left( \int_\tau (M^k(\vec{x}) + M^\ell(P^k(\vec{x})) + K_\tau) \psi(x) \mu(x) \right) + \int_\tau R w_\tau \psi(\vec{x}) \mu(\vec{x}) \\ &\leq f \left( \int_\tau M^k(x) \psi(\vec{x}) \mu(\vec{x}) \right) + f \left( \int_\tau M^\ell(P^k(\vec{x})) \psi(\vec{x}) \mu(\vec{x}) \right) + \kappa(\tau) \int_\tau \psi(\vec{x}) \mu(\vec{x}) \\ &= f^k(\vec{x}) + f \left( \int_\tau M^\ell(\vec{x}) P_*^k(\psi(\vec{x}) \mu(\vec{x})) \right) + \kappa(\tau) \mu(\psi\tau) \\ &= f^k(\vec{x}) + f^\ell(\vec{x}) + \kappa(\tau) \mu(\psi\tau), \end{aligned}$$

where we use, successively:

- the definition of  $f^{k+\ell}$ ;
- Lemma 8.2 and the quasi-smoothing property of  $f$ ;

- the convex union property of  $f$  and the definition of  $\kappa(\tau)$ ;
- change of variables and the definitions of  $f^k$  and  $\mu(\psi\tau)$ ; and
- Proposition 6.16 and the definition of  $f^\ell$ . □

We recall a slight variation of Fekete's lemma, which follows from standard versions [dBE52, Theorem 22].

**Lemma 8.5** (Fekete's lemma). *Let  $(a_n)_{n=1}^\infty$  be a sequence of real numbers and suppose there exists  $N$  such that for all  $m, n \geq N$ ,  $a_{n+m} \leq a_n + a_m$ . Then*

$$\lim_{n \rightarrow \infty} \frac{a_n}{n} \text{ exists and is equal to } \inf_{n \geq N} \frac{a_n}{n}.$$

Finally, we can show that the limit defining the extension of  $f$  exists.

**Proposition 8.6.** *For any functional  $f$  satisfying quasi-smoothing and convex union, the limit defining  $f_\tau$  in Equation (6.26) exists.*

*Proof.* Use Proposition 8.4 and apply Lemma 8.5 to the sequence  $f_\tau^k(\mu) + \kappa(\tau)\mu(\psi\tau)$ . □

## 9. CONTINUITY OF THE EXTENSION

In order to prove continuity of the extension, we will prove continuity of  $f_\tau^k$ , and then get upper and lower bounds on the limit  $f_\tau(\mu)$  in terms of  $f_\tau^k(\mu)$ . Proposition 8.4 lets us use Fekete's lemma to get upper bounds. To get lower bounds, we have the following.

**Proposition 9.1.** *For a fixed good cross-section  $\tau$  and any function  $f$  satisfying homogeneity, quasi-smoothing, and convex union, there is a constant  $K(\mu) = \kappa(\tau)\mu(\psi\tau)$  so that for all sufficiently large  $k$  and every geodesic current  $\mu$  we have*

$$2f_\tau^k(\mu) \leq f_\tau^{2k}(\mu) + K(\mu).$$

*Proof.* By Lemma 8.2(b) in the case  $k = \ell$ ,

$$M^{2k}(\vec{x}) \cup K_\tau \searrow_{w_\tau} M^k(\vec{x}) \cup M^k(P^k(\vec{x})).$$

Integrating this statement with respect to the measure  $\psi\mu$  (which is invariant under  $P^k$ ), we find that

$$M^{2k}(\psi\mu) \cup K_\tau \cdot \mu(\psi\tau) \searrow_{w_\tau\mu(\psi\tau)} 2M^k(\psi\mu).$$

Applying  $f$  to both sides and using homogeneity of  $f$  gives the desired result. □

Since  $f$  is not in general additive, by comparison to Proposition 8.4, Proposition 9.1 is more restrictive, requiring  $k = \ell$ . This still suffices to show that the  $f_\tau^k$  approximate  $f_\tau$  well.

**Lemma 9.2.** *For any sufficiently large  $k$ ,*

$$\left| f_\tau(\mu) - \frac{f_\tau^k(\mu)}{k} \right| \leq \frac{K(\mu)}{k}$$

where  $K(\mu) = \kappa(\tau)\mu(\psi\tau)$  is the constant from Propositions 8.4 and 9.1.

*Proof.* From Propositions 8.4 and 9.1, for any  $k$  we have

$$\left| \frac{f_\tau^{2k}(\mu)}{2k} - \frac{f_\tau^k(\mu)}{k} \right| \leq \frac{K(\mu)}{2k}$$

We also have

$$\begin{aligned} \frac{f_\tau^k(\mu)}{k} + \left( \frac{f_\tau^{2k}(\mu)}{2k} - \frac{f_\tau^k(\mu)}{k} \right) + \left( \frac{f_\tau^{4k}(\mu)}{4k} - \frac{f_\tau^{2k}(\mu)}{2k} \right) + \left( \frac{f_\tau^{8k}(\mu)}{8k} - \frac{f_\tau^{4k}(\mu)}{4k} \right) + \dots \\ = \lim_{n \rightarrow \infty} \frac{f_\tau^{2^n k}(\mu)}{2^n k} = \lim_{n \rightarrow \infty} \frac{f_\tau^{nk}(\mu)}{nk} = f_\tau(\mu), \end{aligned}$$

where the first equality follows by telescoping, and the second one because we have already proved that the limit exists. We can then give bounds:

$$\begin{aligned} \left| f_\tau(\mu) - \frac{f_\tau^k(\mu)}{k} \right| &\leq \left| \frac{f_\tau^{2k}(\mu)}{2k} - \frac{f_\tau^k(\mu)}{k} \right| + \left| \frac{f_\tau^{4k}(\mu)}{4k} - \frac{f_\tau^{2k}(\mu)}{2k} \right| + \left| \frac{f_\tau^{8k}(\mu)}{8k} - \frac{f_\tau^{4k}(\mu)}{4k} \right| + \dots \\ &\leq \frac{K(\mu)}{2k} + \frac{K(\mu)}{4k} + \frac{K(\mu)}{8k} + \dots \\ &= \frac{K(\mu)}{k}. \end{aligned} \quad \square$$

We next prove that the  $f_\tau^k$  are continuous.

**Proposition 9.3.** *The functions  $f_\tau^k: \mathcal{GC}^+(S) \rightarrow \mathbb{R}$  are continuous for every  $k$ .*

We will break the proof into lemmas.

**Lemma 9.4.** *For  $\tau$  a (closed) global cross-section with interior  $\tau^\circ$ , the map  $\mu \mapsto \mu_{\tau^\circ}$  from  $\mathcal{GC}^+(S)$  to  $\mathcal{M}^+(\tau^\circ)$  is continuous.*

*Proof.* We first adjust the definition of the flux  $\mu_{\tau^\circ}$ . Let  $\varepsilon$  be small enough so that the corresponding flow box is embedded. Pick a non-zero continuous function  $\omega: [0, \varepsilon] \rightarrow \mathbb{R}_{\geq 0}$  so that  $\omega(0) = \omega(\varepsilon) = 0$  and  $\int_0^\varepsilon \omega(t) dt = 1$ . Then, for any measurable function  $r$  on  $\tau^\circ$ , the flux  $\mu_{\tau^\circ}$  satisfies

$$(9.5) \quad \int_{\vec{x} \in \tau^\circ} r(\vec{x}) \mu_{\tau^\circ}(\vec{x}) = \int_{t=0}^\varepsilon \int_{\vec{x} \in \tau^\circ} \omega(t) r(\vec{x}) \mu(\phi_t(\vec{x})).$$

Now suppose that we have a sequence of measures  $\mu_i$  approaching  $\mu$  in the weak\* topology, and let  $r$  be a continuous function on  $\tau^\circ$  with compact support. By Theorem 2.10, it suffices to show that  $\int_{\vec{x} \in \tau^\circ} r(\vec{x}) \mu_{i, \tau^\circ}(\vec{x})$  converges to  $\int_{\vec{x} \in \tau^\circ} r(\vec{x}) \mu_{\tau^\circ}(\vec{x})$ .

Consider the function  $s$  on  $UT\Sigma$  defined by

$$s(\vec{x}) = \begin{cases} r(\vec{x})\omega(t) & \text{if } y = \phi_t(\vec{x}) \text{ for } \vec{x} \in \tau, t \in [0, \varepsilon] \\ 0 & \text{otherwise.} \end{cases}$$

Then  $s$  is continuous, since  $r$  and  $\omega$  vanish on the boundaries of their domains of definition, so  $\int_{\vec{y} \in UT\Sigma} s(\vec{x}) \mu_i(\vec{y})$  converges to  $\int_{\vec{y} \in UT\Sigma} s(\vec{y}) \mu(\vec{y})$ . The result follows from Equation (9.5).  $\square$

**Remark 9.6.** The map  $\mu \mapsto \mu_\tau$ , from  $\mathcal{GC}^+(S)$  to positive measures  $\mathcal{M}^+(\tau)$  on the closed cross-section, is *not* continuous with respect to the weak\* topology at points where  $\mu_\tau(\partial\tau) \neq 0$ . Indeed, let  $\mu$  be the geodesic current corresponding to a closed curve  $[a]$ , let  $[b]$  be another closed curve intersecting  $[a]$ , and let  $\mu_n$  be the geodesic current corresponding to  $\frac{1}{n}[a^n b]$  so that  $\lim_{n \rightarrow \infty} \mu_n = \mu$ , as shown in Figure 9.1. Take a (non-complete) transversal  $\tau$  that intersects  $\text{supp}(\mu)$  only once on  $\partial\tau$ . Then (for appropriate choices, as shown) the total mass of  $\mu_n$ , i.e.  $(\mu_n)_\tau(\tau)$ , is approximately  $1/2$ , while  $\mu_\tau(\tau) = 1$ .

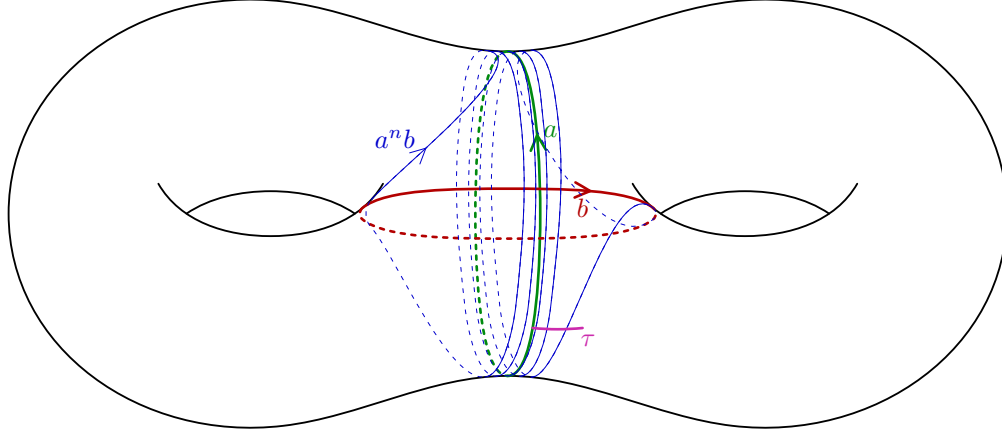


FIGURE 9.1. An example showing that the flux map  $\mu \mapsto \mu_\tau$  is not continuous. The sequence of curves  $[a^n b]/n$  approaches  $n$ , but they have very different intersections with  $\tau$ .

Note also that  $\mu_{\tau^\circ}(\tau^\circ) = 0$  while  $(\mu_n)_{\tau^\circ}(\tau^\circ)$  is approximately  $1/2$ . This does not contradict Lemma 9.4; it just says that total mass is not a continuous function in the weak\* topology on a non-compact space.

**Lemma 9.7.** *The extension of  $[M^k]$  to measures, as a map from  $\mathcal{M}^+(\tau)$  to  $\mathbb{R}\mathcal{C}(S)$ , is continuous.*

*Proof.* Recall from Lemma 6.23 that  $[M^k(\mu)]$  takes values in the finite-dimensional subspace  $\mathbb{R}[\Lambda(k, \tau, \tau_0)] \subset \mathbb{R}\mathcal{C}(S)$ . By continuity of  $[M^k(\vec{x})]$  (Lemma 6.24), we can write

$$[M^k(\vec{x})] = \sum_{C \in [\Lambda(k, \tau, \tau_0)]} a_C(\vec{x}) \cdot C$$

where  $a_C$  is a continuous function on  $\tau$ . (Recall that a function to a finite-dimension vector space is continuous iff each of the coordinate functions is continuous.) But then

$$[M^k(\mu)] = \sum_{C \in [\Lambda(k, \tau, \tau_0)]} \left( \int_{\vec{x} \in \tau} a_C(\vec{x}) \mu(\vec{x}) \right) \cdot C.$$

The integrals are continuous functions of  $\mu$  by definition of the weak\* topology on  $\mathcal{M}(\tau)$ .  $\square$

*Proof of Proposition 9.3.*  $f_\tau^k$  is the composition of maps

$$\mathcal{GC}^+(S) \xrightarrow{\mu \mapsto \mu_{\tau^\circ}} \mathcal{M}^+(\tau^\circ) \xrightarrow{\psi} \mathcal{M}^+(\tau) \xrightarrow{[M^k]} \mathbb{R}[\Lambda(k, \tau, \tau_0)] \xrightarrow{f} \mathbb{R}.$$

The component maps are continuous by, respectively, Lemma 9.4; the fact that  $\psi$  vanishes on a neighborhood of  $\partial\tau$ ; Lemma 9.7; and Propositions 3.3 and 3.1.  $\square$

**Proposition 9.8.**  $f_\tau: \mathcal{GC}^+(S) \rightarrow \mathbb{R}_{\geq 0}$  is a continuous function.

*Proof.* By Proposition 9.3, it suffices to show that  $f_\tau$  is a uniform limit of  $f_\tau^k$ . The constant  $K(\mu)$  in Lemma 9.2 does depend on  $\mu$ ; however, if we bound  $\mu$  within a ball so that  $\int_\tau \psi \mu_\tau$  is bounded, the constant in the approximation becomes uniform and tends to 0 as  $k \rightarrow \infty$ .  $\square$

## 10. THE EXTENSION EXTENDS

In this section we prove that when restricted to weighted curves, the purported extension  $f_\tau$  coincides with the original function  $f$ . More precisely, let  $\gamma \in C$  be the geodesic representative of an oriented closed curve with corresponding geodesic current  $\mu_C$ , and let  $\tau$  be a good cross-section of the geodesic flow (Definition 7.3). We wish to show that  $f_\tau(\mu_C) = f(C)$ .

Let  $\tilde{\gamma}$  be the canonical lift of  $\gamma$  to the unit tangent bundle, and let  $n$  be the number of times that  $\tilde{\gamma}$  intersects  $\tau$ , with intersections at  $\vec{x}_0, \vec{x}_1, \dots, \vec{x}_{n-1}$  in order (so  $p(\vec{x}_i) = \vec{x}_{i+1}$ ). Then  $(\mu_C)_\tau = \sum_{i=0}^{n-1} \vec{x}_i$ . Let  $a_i = \psi(\vec{x}_i)$ , so that

$$C \cap \psi\tau := \psi \cdot (\mu_C)_\tau = \sum_{i=0}^{n-1} a_i \vec{x}_i.$$

By Proposition 6.16, this sum (which we call  $C \cap \psi\tau$ , in an abuse of notation) is invariant under the smeared return map  $P$ :

$$(10.1) \quad P^k \left( \sum_{i=0}^{n-1} a_i \vec{x}_i \right) = \sum_{i=0}^{n-1} a_i \vec{x}_i$$

We need a slightly stronger fact. Recall that each term in  $[M^k(C \cap \psi\tau)]$  is a curve that follows the geodesic trajectory  $\vec{x}_i \rightarrow \vec{x}_{i+1} \rightarrow \dots$  for some time and then travels along  $\tau$  to close up. We say that a segment of the return map  $\vec{x}_i \rightarrow \vec{x}_{i+1}$  is *covered* with degree  $r$  in  $[M^k]$  if the weighted number of times that segment appears in  $[M^k(C \cap \psi\tau)]$  is  $r$ .

**Lemma 10.2.** *For any closed curve  $C$  and global cross-section  $\tau$  with bump function  $\psi$  as above, in  $[M^k(C \cap \psi\tau)]$ , every segment  $\vec{x}_i \rightarrow \vec{x}_{i+1}$  is covered with degree  $k$ .*

(See Example 8.3 for one concrete case.)

*Proof.* Fix  $a_i = \psi(\vec{x}_i)$  as above, and consider the case  $k = 1$ . By the assumption that  $\tau_0$  is complete cross-section, we have  $a_i = 1$  for some  $i$ . By rotating the indices, assume  $a_0 = 1$ . We prove the statement for each segment  $\vec{x}_i \rightarrow \vec{x}_{i+1}$  by induction on  $i$ . For  $i = 0$ , it's clear, since  $a_0 = 1$  and no earlier trajectories continue through  $\vec{x}_0$ . For  $i > 0$ , we have  $a_i$  trajectories starting at  $\vec{x}_i$  and going to  $\vec{x}_{i+1}$ . By the induction hypothesis, we also have weight 1 of trajectories arriving at  $\vec{x}_i$  from  $\vec{x}_{i-1}$  and so a weight of  $1 - a_i$  for those continuing on to  $\vec{x}_{i+1}$ . These two types of trajectories have a total weight of 1, as desired.

The statement for  $k > 1$  follows from Equation (10.1) and induction.  $\square$

Now, for  $i < j$ , let  $C_{ij}$  be the curve that starts at  $\vec{x}_i$ , passes through  $j - i - 1$  intermediate points to  $\vec{x}_j$ , and closes up along  $\tau$ , with indices interpreted modulo  $n$ . Then, for some coefficients  $w_{ij}$ , we can write

$$\left[ M^k \left( \sum a_i \vec{x}_i \right) \right] = \sum w_{ij} C_{ij}.$$

The non-zero coefficients  $w_{ij}$  that appear will have  $k \leq j - i \leq kn$ , so as  $k$  gets large the  $C_{ij}$  that appear in the weighted sum also get long.

The invariance from Equation (10.1) tells us that for all  $i_0$ ,

$$(10.3) \quad \sum_{i \equiv i_0} w_{ij} = \sum_{j \equiv i_0} w_{ij} = a_{i_0}$$

while the fact that all  $n$  steps  $x_i \rightarrow x_{i+1}$  are covered with degree  $k$  implies that

$$(10.4) \quad \sum_{i,j} w_{ij} = kn.$$

**Proposition 10.5.** *If  $\mu_C$  is the geodesic current associated to a weighted closed multi-curve  $C$ , then  $f_\tau(\mu_C) = f(C)$ .*

*Proof.* We first suppose  $C$  is a single curve with weight 1.

As above, let  $\sum_{i=0}^{n-1} a_i \vec{x}_i = C \cap \psi\tau$ . For the  $k$ -th iterate set

$$C_0^k = \left[ M^k \left( \sum a_i \vec{x}_i \right) \right] = \sum_{i < j} w_{ij} C_{ij}.$$

Note that  $C_{i,i+rn} = C^r$ ; other  $C_{ij}$  have a more complicated relation to  $C$ . For  $k$  sufficiently large, we will use Lemma 8.2 to simplify the sum so that only curves of the form  $C_{i,i+rn}$  appear.

For each  $i = 0, \dots, n-1$  (in any order), consider all the curves that either start or end at  $\vec{x}_i$ , starting with  $i = i_0$ . By Equation (10.3),

$$\sum_{\substack{i=i_0 \\ j \neq i_0}} w_{ij} = \sum_{\substack{i \neq i_0 \\ j=i_0}} w_{ij} \leq a_{i_0}.$$

We can therefore pair the corresponding components of  $C_0^k$  against each other using Lemma 8.2 pairwise in any order, getting a reduction

$$C_0^k \cup a_{i_0} K \searrow_{a_{i_0} w} C_1^k$$

where  $K$  and  $w$  are the curve and weight from Lemma 8.2, and  $C_1^k$  is another weighted combination of the  $C_{ij}$  in which each component that starts at  $i_0$  also ends at  $i_0$ .

This join operation doesn't change the degree by which segments of the curves are covered, so Equation (10.4) still holds, and Equation (10.3) still holds at the other indices. So we can repeat this at each index. In the end we get a reduction

$$C_0^k \cup aK \searrow_{aw} \sum_j b_j C^j =: C_n^k$$

where  $a = \sum_i a_i$  and  $C_n^k$  is another weighted curve. By considering the degrees we see that  $\sum_j j b_j = k$ .

Similar considerations (similar to part (b) of Lemma 8.2) show that

$$C_n^k \cup aK \searrow_{aw} C_0^k$$

By Corollary 12.4,  $f$  satisfies strong stability. The homogeneity and strong stability properties then yield

$$kf(C) = f(kC) = f\left(\sum_j b_j j C\right) = f(C_n^k)$$

Therefore, since  $aK$  and  $aw$  are independent of  $k$ ,

$$f_\tau(\mu) = \lim_{k \rightarrow \infty} \frac{f(C_0^k)}{k} = \lim_{k \rightarrow \infty} \frac{f(C_n^k)}{k} = \lim_{k \rightarrow \infty} \frac{f(kC)}{k} = f(C).$$

We have thus proved that  $f_\tau$  extends  $f$  on unweighted curves.

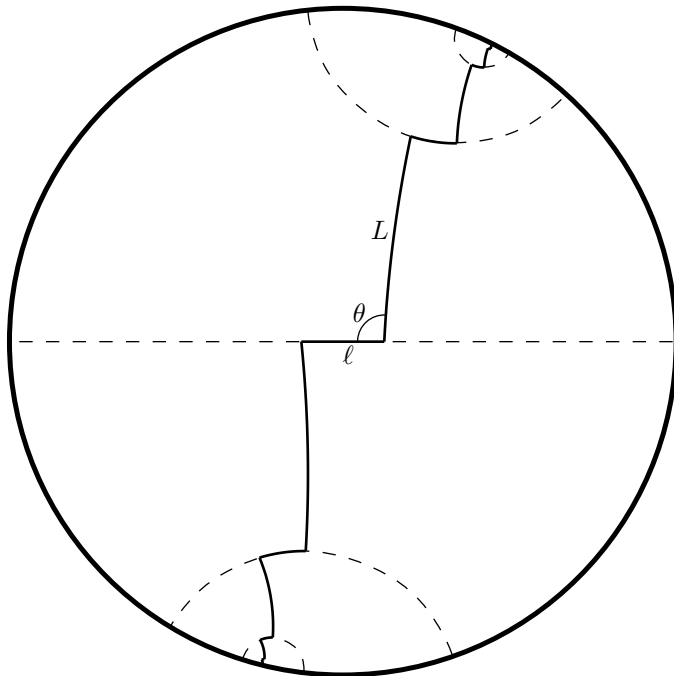


FIGURE 11.1. A broken path in the disk model. Here  $|\pi/2 - \theta| < \varepsilon$ .

For the case of a general weighted curve  $C = \sum w_\ell C_\ell$ , the proof proceeds as above, except that we start with the weighted intersection of  $C$  with the smeared cross-section. More precisely, let  $\vec{x}_{\ell,i}$  be the intersections of  $C_\ell$  with  $\tau$ ; then we work with  $\sum_{\ell,i} w_\ell \psi(x_{\ell,i}) \cdot \vec{x}_{\ell,i}$ , in the same way as above.  $\square$

## 11. HYPERBOLIC GEOMETRY ESTIMATES

We complete the proof of Theorem A by proving facts about the geometry of broken paths, as used in Section 8.

**Definition 11.1.** Fix a real length  $L$  and angle  $\varepsilon < \pi/2$ . A *broken path*  $b(L, \varepsilon)$  is a concatenation of geodesic segments in  $\mathbb{H}^2$  that alternate between “long” segments of length at least  $\ell$  and “short” segments of unconstrained length, so that the angle between the long and short segments is within  $\varepsilon$  of  $\pi/2$ , alternately turning left and right. See Figure 11.1 for an example. We will denote by  $a_i$  the hyperbolic line containing the  $i$ -th short segment.

We prove some basic facts about when broken paths cross.

**Lemma 11.2.** *For any  $0 < \varepsilon < \pi/2$ , there is a constant  $L_0(\varepsilon)$  so that, for any  $L > L_0(\varepsilon)$ , any broken path  $b(L, \varepsilon)$  converges to unique points at infinity that are on opposite sides of the hyperbolic line containing any short segment. As  $\varepsilon$  approaches 0, the constant  $L_0(\varepsilon)$  approaches 0 as well.*

That is, in Figure 11.1, the broken path crosses the dashed paths.

*Proof.* In fact, this is true so long as  $L_0(\varepsilon) > 2 \operatorname{gd}^{-1}(\varepsilon)$ , where  $\operatorname{gd}$  is the Gudermann function, defined, for instance, by  $\operatorname{gd}(x) = \tan^{-1}(\sinh(x))$ .

Let  $b$  be the broken path, and let  $a_i$  be the hyperbolic line containing the  $i$ -th short segment. Since the turns in  $b$  alternate to the left and to the right,  $b$  locally crosses each  $a_i$ .

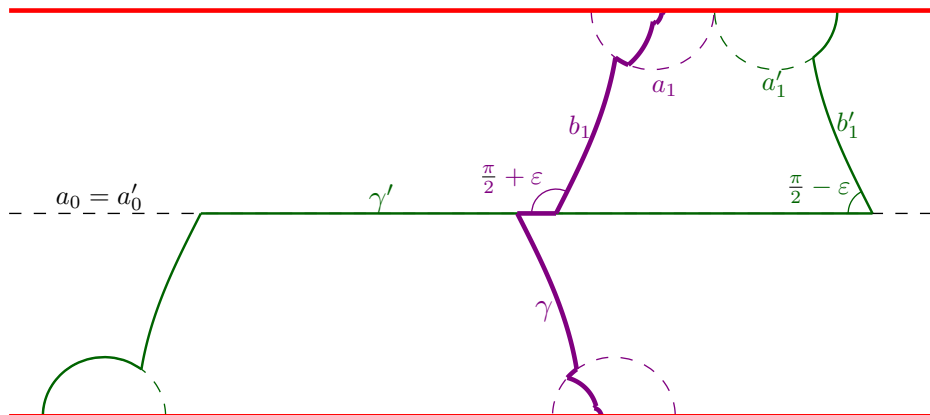


FIGURE 11.2. Crossing broken paths in the bands model for Lemma 11.3 and its proof, showing the case when the windows nearly touch.

The bound on  $L_0(\varepsilon)$  was chosen so that  $a_i$  and  $a_{i+1}$  do not cross or meet at infinity. (Another way to say this is that  $\pi/2 - \varepsilon$  is bigger than the angle of parallelism of  $L_0(\varepsilon)/2$ .) Thus the path  $b$  crosses the sequence of non-crossing segments  $a_i$ , and thus cannot cross a single  $a_i$  more than once, as desired.

The fact that  $L_0(\varepsilon)$  is strictly greater than  $2 \operatorname{gd}^{-1}(\varepsilon)$  means that as  $i \rightarrow \pm\infty$  the endpoints of the segments  $a_i$  get closer by a definite factor on  $\partial\mathbb{H}^2$ . Thus  $b$  converges to in either direction to a definite point on the circle at infinity.  $\square$

From now on, we assume that all broken paths have  $L > L_0(\varepsilon)$ .

**Lemma 11.3.** *Fix  $0 < \varepsilon < \pi/2$  and  $L > L_0(\varepsilon)$ . Then there is a constant  $\kappa(\varepsilon)$  with the following property. If  $\gamma = b(L, \varepsilon)$  and  $\gamma' = b'(L, \varepsilon)$  are two broken paths with a pair of short segments  $s_0 \subset s'_0$  on the same line  $a_0$ , and  $s'_0$  extends at least  $\kappa(\varepsilon)$  farther along  $a_0$  in each direction than  $s_0$ , then  $\gamma$  and  $\gamma'$  cross essentially on  $a_0$ .*

Note that in the last claim there is no control on  $\kappa(\varepsilon)$ .

*Proof.* It is most convenient to work in the band model of the hyperbolic plane as in Figure 11.2. Focus first on the path  $\gamma$ , and let  $s_0$ ,  $l_1$ , and  $s_1$  be the next short and long segments of  $\gamma$ , and let  $a_1$  be the line containing  $s_1$ . The line  $a_1$  defines an interval on  $\partial\mathbb{H}^2$  that, by Lemma 11.2, must contain the endpoint of  $\gamma$ . Now fix the endpoints of  $s_0$  and vary the other parameters defining the interval of  $a_1$ , namely

- the angles between  $s_0$  and  $l_1$  and between  $l_1$  and  $s_1$ , both in  $[\pi/2 - \varepsilon, \pi/2 + \varepsilon]$ , and
- the length of  $l_1$ , in  $[L_0(\varepsilon), \infty]$ .

(If we allow  $l_1$  to have infinite length, the interval degenerates to a single point on  $\partial\mathbb{H}^2$ .) As the parameters vary, the interval varies continuously on  $\partial\mathbb{H}^2$ , remaining disjoint from the endpoints of  $a_0$ . By compactness of the domain, the union of these intervals is a larger interval  $W \subset \partial\mathbb{H}^2$  that necessarily contains the endpoint of  $\gamma$  for fixed endpoint of  $s_0$ . Figure 11.3 shows the presumably extremal possibilities for  $W$  in one example, but we do not need to identify the precise values.

A similar argument applies to endpoint of  $\gamma'$  on the same side of  $a_0$ : it must lie in another window  $W'$  on  $\partial\mathbb{H}^2$ . By symmetry, in the band model  $W'$  is a translation of  $W$  by a

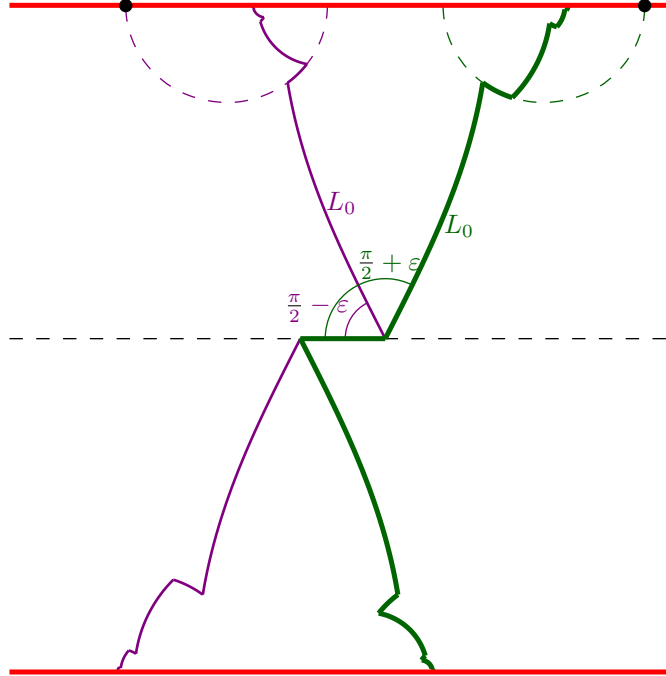


FIGURE 11.3. The window of possible endpoints of a broken path. The marked points are bounds on ends of broken paths  $b(L, \varepsilon)$  with  $L \geq L_0$ .

(Euclidean) amount proportional to  $\kappa(\varepsilon)$ . Thus for  $\kappa(\varepsilon)$  sufficiently large,  $W$  and  $W'$  will be disjoint; one extremal case is shown in Figure 11.2.

Similar arguments apply to the other endpoints of  $\gamma$  and  $\gamma'$ , implying that for large enough  $\kappa(\varepsilon)$  the paths cross essentially.  $\square$

## 12. STABLE FUNCTIONALS

Some curve functionals satisfy quasi-smoothing and convex union but are not stable or homogeneous on the nose. For example, the length of a curve with respect to an arbitrary generating set is of this form (Example 4.10). We fix this by passing to a stable length as in Theorem B. Recall that the *stable functional*  $\|f\|$  is defined by

$$\|f\|(C) := \lim_{n \rightarrow \infty} \frac{f(C^n)}{n}.$$

We first prove some lemmas.

**Lemma 12.1.** *For any connected curve  $C$  and any sufficiently large  $n, m \geq 0$ , there exists some curve  $K$  and weight  $w$  so that  $C^n \cup C^m \cup K \searrow_w C^{n+m}$ .*

*Proof.* Let  $p$  be the number of intersections of our cross-section  $\tau$  with the canonical lift of  $C$  to  $UT\Sigma$ , and apply Lemma 8.1(b), taking  $k = np$  and  $l = mp$ . (We reuse the same cross-section  $\tau$  for convenience; nothing here depends on the definition of the extension.) Then for sufficiently large  $n, m$ ,

$$C^{n+m} \cup K_\tau \searrow_{w_\tau} C^m \cup C^n$$

proving the lemma with  $K = K_\tau$  and  $w = w_\tau$ .  $\square$

**Lemma 12.2.** *For any connected curve  $C$ , we have  $C^n \searrow_{n-1} nC$ .*

*Proof.* Self-crossings of an  $n$ -fold cover of a curve are essential by definition.  $\square$

**Lemma 12.3.** *There is a curve  $K$  and a constant  $w$  so that, for any curve  $C$  on  $S$  and any  $n \geq 2$  we have*

$$nC \cup (n-1)K \searrow_{(n-1)w} C^n.$$

*Proof.* Pick  $0 < \varepsilon < \pi/2$  so that  $L_0(\varepsilon)$  from Lemma 11.2 is less than the *systole* of  $\Sigma$ , the length of the shortest closed geodesic on  $\Sigma$ . As in Section 7, find a curve  $K$  and a complete global cross-section  $\tau \subset W(K, \varepsilon)$ . Then, by the arguments of Lemma 8.1(a), there is some integer  $w$  so that

$$2C \cup K \searrow_w C^2.$$

(We are not directly applying Lemma 8.1, since we do not let the iteration in the return map go to infinity; but all of the long segments of the broken paths are long enough to make the arguments there work.) Iterating in this way, we deduce the desired result.  $\square$

*Proof of Theorem B.* We must show that  $\|f\|$  is well-defined and satisfies convex union, quasi-smoothing, strong stability and homogeneity. Let  $R \geq 0$  be the quasi-smoothing constant of  $f$ , and let  $K$  and  $w$  be the curves and constants from Lemmas 12.1 and 12.3 (which we can take to be the same), and let  $f(K)^+$  be  $\max(f(K), 0)$ .

- **Well-defined:** Lemma 12.1 shows that the sequence  $(f(C^n) + wR + f(K)^+)_{n \in \mathbb{N}}$  is sub-additive for large enough  $n$ , and thus by Lemma 8.5 the limit defining  $\|f\|$  exists.
- **Convex union:** this follows immediately from the fact that  $(C_1 \cup C_2)^k = C_1^k \cup C_2^k$ , the definition of  $\|f\|$ , and convex union property of  $f$ .
- **Strong stability:** For any multi-curve  $D$  and any curve  $C$ , by Lemmas 12.3 and 12.2 (applied to  $C^k$ ) and the quasi-smoothing and convexity properties of  $f$ , we have,

$$\begin{aligned} f(D^k \cup C^{nk}) - (n-1)wR &\leq f(D^k \cup nC^k) + (n-1)f(K)^+ \\ f(D^k \cup nC^k) - (n-1)R &\leq f(D^k \cup C^{nk}). \end{aligned}$$

Combining the inequalities, dividing by  $k$ , and letting  $k$  go to infinity, we obtain

$$\|f\|(D \cup C^n) = \|f\|(D \cup nC).$$

We can iterate this to prove the result when  $C$  is a multi-curve.

- **Homogeneity:** It is clear from the definition of  $\|f\|$  that  $\|f\|(C^n) = n\|f\|(C)$ . Homogeneity then follows from stability.
- **Quasi-smoothing:** Let  $C = C_1 \cup C_2$ , where the smoothing involves the component(s) in  $C_1$ , so that  $C_1$  and its smoothing  $C'_1$  each have at most two components. Thus  $C_1^k \searrow_{2(k-1)} kC_1$  and  $kC_1 \searrow_k kC'_1$ . Then

$$\begin{aligned} \|f\|(C) &= \lim_{k \rightarrow \infty} \frac{f(C_1^k \cup C_2^k)}{k} \\ &\geq \lim_{k \rightarrow \infty} \frac{f(kC_1 \cup C_2^k) - 2kR}{k} && \text{(Lemma 12.2)} \\ &\geq \lim_{k \rightarrow \infty} \frac{f(kC'_1 \cup C_2^k) - 3kR}{k} && \text{(quasi-smoothing for } f) \\ &\geq \lim_{k \rightarrow \infty} \frac{f((C'_1)^k \cup C_2^k) - 3kR - 2kwR - 2kf(K)^+}{k} && \text{(Lemma 12.3)} \\ &= \|f\|(C') - (3 + 2w)R - 2f(K)^+, \end{aligned}$$

so  $\|f\|$  satisfies quasi-smoothing, with constant  $(3 + 2w)R + 2f(K)^+$ .  $\square$

Finally, we show that in our setting, (weak) stability implies strong stability, so that we don't need to assume strong stability in the statement of Theorem A.

**Corollary 12.4.** *Let  $f: \mathbb{R}\mathcal{C}(S) \rightarrow \mathbb{R}_{\geq 0}$  be a curve functional satisfying quasi-smoothing, convexity, stability and homogeneity. Then  $f$  also satisfies strong stability.*

*Proof.* By the definition of  $\|f\|$  and stability and homogeneity of  $f$ , we have, for all oriented multi-curves  $C$ ,

$$\|f\|(C) = f(C).$$

By Theorem B,  $\|f\|$  satisfies strong stability.  $\square$

The proof of this part of Theorem B does not use Theorem A, so we can use Corollary 12.4 in the proof of Theorem A.

## REFERENCES

- [AL17] Javier Aramayona and Christopher J. Leininger, *Hyperbolic structures on surfaces and geodesic currents*, Algorithmic and Geometric Topics around Free Groups and Automorphisms, Adv. Courses Math. CRM Barcelona, Birkhäuser/Springer, Cham, 2017, pp. 111–149.
- [Bas02] William Basener, *Global cross sections and minimal flows*, Topology Appl. **121** (2002), 415–442.
- [Bas04] ———, *Every nonsingular  $C^1$  flow on a closed manifold of dimension greater than two has a global transverse disk*, Topology Appl. **135** (2004), no. 1-3, 131–148.
- [BL18] Anja Bankovic and Christopher J. Leininger, *Marked-length-spectral rigidity for flat metrics*, Trans. Amer. Math. Soc. **370** (2018), no. 3, 1867–1884.
- [BO07] Yves Benoist and Hee Oh, *Equidistribution of rational matrices in their conjugacy classes*, Geom. Funct. Anal. **17** (2007), no. 1, 1–32.
- [Bog18] Vladimir Bogachev, *Weak convergence of measures*, Mathematical Surveys and Monographs, vol. 234, American Mathematical Society, 2018.
- [Bon86] Francis Bonahon, *Bouts des variétés hyperboliques de dimension 3*, Ann. of Math. (2) **124** (1986), no. 1, 71–158.
- [Bon88] ———, *The geometry of Teichmüller space via geodesic currents*, Invent. Math. **92** (1988), no. 1, 139–162.
- [Bon91] ———, *Geodesic currents on negatively curved groups*, Arboreal group theory (Berkeley, CA, 1988), Math. Sci. Res. Inst. Publ., vol. 19, Springer, New York, 1991, pp. 143–168.
- [BPS17] Ara Basmajian, Hugo Parlier, and Juan Souto, *Geometric filling curves on surfaces*, Bull. Lond. Math. Soc. **49** (2017), no. 4, 660–669.
- [BŠ18] Francis Bonahon and Dragomir Šarić, *A Thurston boundary for infinite-dimensional Teichmüller spaces*, Preprint, 2018, arXiv:1805.05997.
- [BT05] Martin J. Bridgeman and Edward C. Taylor, *Patterson-Sullivan measures and quasi-conformal deformations*, Comm. Anal. Geom. **13** (2005), no. 3, 561–589.
- [BT08] ———, *An extension of the Weil–Petersson metric to quasi-Fuchsian space*, Math. Ann. **341** (2008), no. 4, 927–943.
- [Cal96] Eugenio Calabi, *Extremal isosystolic metrics for compact surfaces*, Actes de la Table Ronde de Géométrie Différentielle (Luminy, 1992), Sémin. Congr., vol. 1, Soc. Math. France, Paris, 1996, pp. 167–204.
- [CD16] Marcos Cossarini and Pierre Dehornoy, *Intersection norms on surfaces and Birkhoff cross sections*, Preprint, 2016, arXiv:1604.06688.
- [CFF92] C. Croke, A. Fathi, and J. Feldman, *The marked length-spectrum of a surface of nonpositive curvature*, Topology **31** (1992), no. 4, 847–855.
- [dBE52] N. G. de Bruijn and P. Erdős, *Some linear and some quadratic recursion formulas. II*, Nederl. Akad. Wetensch. Proc. Ser. A. **55** = Indagationes Math. **14** (1952), 152–163.

- [dGS97] Maurits de Graaf and Alexander Schrijver, *Making curves minimally crossing by Reidemeister moves*, J. Combin. Theory Ser. B **70** (1997), no. 1, 134–156.
- [DH75] A. Douady and J. Hubbard, *On the density of Strebel differentials*, Invent. Math. **30** (1975), no. 2, 175–179.
- [DLR10] Moon Duchin, Christopher J. Leininger, and Kasra Rafi, *Length spectra and degeneration of flat metrics*, Invent. Math. **182** (2010), no. 2, 231–277.
- [Dum15] David Dumas, *Skinning maps are finite-to-one*, Acta Math. **215** (2015), no. 1, 55–126.
- [EM18] Viveka Erlandsson and Gabriele Mondello, *Ergodic invariant measures on the space of geodesic currents*, Preprint, 2018, arXiv:1807.02144.
- [EPS20] Viveka Erlandsson, Hugo Parlier, and Juan Souto, *Counting curves, and the stable length of currents*, J. Eur. Math. Soc. (2020), arXiv:1612.05980, to appear.
- [Erl19] Viveka Erlandsson, *A remark on the word length in surface groups*, Trans. Amer. Math. Soc. **372** (2019), no. 1, 441–455.
- [ES16] Viveka Erlandsson and Juan Souto, *Counting curves in hyperbolic surfaces*, Geom. Funct. Anal. **26** (2016), no. 3, 729–777.
- [ES19] ———, *Mirzakhani’s curve counting*, Preprint, 2019, arXiv:1904.05091.
- [ES20] ———, *Geodesic currents and Mirzakhani’s curve counting*, In preparation, 2020.
- [FHS82] Michael Freedman, Joel Hass, and Peter Scott, *Closed geodesics on surfaces*, Bull. London Math. Soc **14** (1982), no. 5, 385–391.
- [GW12] Olivier Guichard and Anna Wienhard, *Anosov representations: domains of discontinuity and applications*, Invent. Math. **190** (2012), no. 2, 357–438.
- [HP97] Sa’ar Hersensky and Frédéric Paulin, *On the rigidity of discrete isometry groups of negatively curved spaces*, Comment. Math. Helv. **72** (1997), no. 3, 349–388.
- [HS94] Joel Hass and Peter Scott, *Shortening curves on surfaces*, Topology **33** (1994), no. 1, 25–43.
- [HZ18] Matthew Headrick and Barton Zwiebach, *Minimal-area metrics on the Swiss cross and punctured torus*, Preprint, 2018, arXiv:1806.00450.
- [Jen57] James A. Jenkins, *On the existence of certain general extremal metrics*, Ann. of Math. (2) **66** (1957), no. 3, 440.
- [Kas18] Fanny Kassel, *Geometric structures and representations of discrete groups*, Proceedings of the International Congress of Mathematicians—Rio de Janeiro 2018. Vol. II. Invited lectures, World Sci. Publ., Hackensack, NJ, 2018, pp. 1115–1151.
- [KK89] Z. Kominek and M. Kuczma, *Theorems of Bernstein-Doetsch, Piccard and Mehdi and semilinear topology*, Arch. Math. (Basel) **52** (1989), no. 6, 595–602.
- [KL05] Bruce Kleiner and Bernhard Leeb, *Rigidity of invariant convex sets in symmetric spaces*, Invent. Math. **163** (2005), no. 3, 657–676.
- [Kuc09] Marek Kuczma, *An introduction to the theory of functional equations and inequalities*, second ed., Birkhäuser Verlag, Basel, 2009, Attila Gilányi (ed.).
- [Mas79] Howard Masur, *The Jenkins–Strebel differentials with one cylinder are dense*, Comm. Math. Helv. **54** (1979), no. 1, 179–184.
- [Mir04] Maryam Mirzakhani, *Simple geodesics on hyperbolic surfaces and the volume of the moduli space of curves*, Ph.D. thesis, Harvard University, 2004.
- [Mir08] ———, *Growth of the number of simple closed geodesics on hyperbolic surfaces*, Ann. of Math. (2) **168** (2008), no. 1, 97–125.
- [Mir16] ———, *Counting mapping class group orbits on hyperbolic surfaces*, Preprint, 2016, arXiv:1601.03342.
- [Mog91] Eugenio Moggi, *Notions of computation and monads*, Information and Computation **93** (1991), no. 1, 55–92.
- [MZ19] Giuseppe Martone and Tengren Zhang, *Positively ratioed representations*, Comment. Math. Helv. **94** (2019), no. 2, 273–345.
- [NZ19] Usman Naseer and Barton Zwiebach, *Extremal isosystolic metrics with multiple bands of crossing geodesics*, Preprint, 2019, arXiv:1903.11755.
- [Ota90] Jean-Pierre Otal, *Le spectre marqué des longueurs des surfaces à courbure négative*, Ann. of Math. (2) **131** (1990), no. 1, 151.

- [Pal15] David R. Palmer, *Toward computing extremal quasiconformal maps via discrete harmonic measured foliations*, A.B. thesis, Harvard University, Cambridge, MA, November 2015.
- [PH92] R. C. Penner and J. L. Harer, *Combinatorics of train tracks*, Annals of Mathematics Studies, vol. 125, Princeton University Press, Princeton, NJ, 1992.
- [Qui05] J.-F. Quint, *Groupes convexes cocompacts en rang supérieur*, *Geom. Dedicata* **113** (2005), 1–19.
- [Rod74] Burton Rodin, *The method of extremal length*, *Bull. Amer. Math. Soc.* **80** (1974), no. 4, 587–607.
- [RS19] Kasra Rafi and Juan Souto, *Geodesics currents and counting problems*, *Geom. Funct. Anal.* **29** (2019), no. 3, 871–889, arXiv:1709.06834v2.
- [She91] Marc Shepard, *The topology of shortest curves in surfaces*, Ph.D. thesis, U.C. Berkeley, 1991.
- [Sta18] The Stacks Project Authors, *Stacks Project*, <https://stacks.math.columbia.edu>, 2018.
- [Thu16a] Dylan P. Thurston, *From rubber bands to rational maps: A research report*, *Res. Math. Sci.* **3** (2016), Art. 15, arXiv:1502.02561.
- [Thu16b] ———, *A positive characterization of rational maps*, Preprint, 2016, arXiv:1612.04424.
- [Thu19] ———, *Elastic graphs*, *Forum Math. Sigma* **7** (2019), e24, 84.
- [VO16] Marcelo Viana and Kjerfve Oliveira, *Foundations of ergodic theory*, Cambridge Studies in Advanced Mathematics, vol. 151, Cambridge University Press, Cambridge, 2016.
- [Wad92] Philip Wadler, *Monads for functional programming*, Marktoberdorf Summer School on Program Design Calculi (M. Broy, ed.), NATO ASI Series F: Computer and systems sciences, vol. 118, 1992.
- [WZ94] Michael Wolf and Barton Zwiebach, *The plumbing of minimal area surfaces*, *J. Geom. Phys.* **15** (1994), no. 1, 23–56.

DEPARTMENT OF MATHEMATICS, INDIANA UNIVERSITY, BLOOMINGTON, INDIANA 47405, USA  
*E-mail address:* dmartinezgr@gmail.com

DEPARTMENT OF MATHEMATICS, INDIANA UNIVERSITY, BLOOMINGTON, INDIANA 47405, USA  
*E-mail address:* dpthurst@indiana.edu