

Binary Golay Spreading Sequences and Reed-Muller Codes for Uplink Grant-Free NOMA

Nam Yul Yu, *Senior Member, IEEE*

Abstract

Non-orthogonal multiple access (NOMA) is an emerging technology for massive connectivity in machine-type communications (MTC). In code-domain NOMA, non-orthogonal spreading sequences are uniquely assigned to all devices, where active ones attempt a grant-free access to a system. In this paper, we study a set of user-specific, non-orthogonal, binary spreading sequences for uplink grant-free NOMA. Based on Golay complementary sequences, each spreading sequence provides the peak-to-average power ratio (PAPR) of at most 3 dB for multicarrier transmission. Exploiting the theoretical connection to Reed-Muller codes, we conduct a probabilistic analysis to search for a permutation set for Golay sequences, which presents theoretically bounded low coherence for the spreading matrix. Simulation results confirm that the PAPR of transmitted multicarrier signals via the spreading sequences is significantly lower than those for random bipolar, Gaussian, and Zadoff-Chu (ZC) sequences. Also, thanks to the low coherence, the performance of compressed sensing (CS) based joint channel estimation (CE) and multiuser detection (MUD) using the spreading sequences turns out to be superior or comparable to those for the other ones. Unlike ZC sequences, the binary Golay spreading sequences have only two phases regardless of the sequence length, which can be suitable for low cost MTC devices.

Index Terms

Compressed sensing, Golay complementary sequences, machine-type communications, non-orthogonal multiple access, peak-to-average power ratio, Reed-Muller codes.

Copyright (c) 2017 IEEE. Personal use of this material is permitted. However, permission to use this material for any other purposes must be obtained from the IEEE by sending a request to pubs-permissions@ieee.org.

I. INTRODUCTION

Massive connectivity of wireless devices is a key feature of machine-type communications (MTC) [1], which provides a platform for the Internet of Things (IoT). Unlike human-type communications (HTC), it is essential that MTC support a massive number of devices with low control overhead, low latency, and low power consumption for delay-sensitive and energy efficient communications.

Non-orthogonal multiple access (NOMA) [2], [3] has been of interest for massive connectivity of devices in 5G wireless systems. In code-domain NOMA, user-specific and non-orthogonal spreading sequences are assigned to all devices, where active ones can reduce signaling overhead via uplink grant-free access. Allowing multiple devices to share common resources non-orthogonally with no scheduling, uplink grant-free NOMA can be a promising technology for massive connectivity with low latency and high energy efficiency.

In uplink grant-free NOMA, we assume that transmitted signals of active devices are spread onto multiple subcarriers by their own spreading sequences, and superimposed synchronously at a base station (BS) receiver. Then, the BS needs to identify active devices with no grant procedure and detect their own data from the non-orthogonal multiplexing. In this paper, we apply the principle of compressed sensing (CS) [4] for multiuser detection, assuming that many devices are present, but only a few of them are active at a time. Exploiting the *sparse* activity, the BS employs a CS-based detector for activity detection, channel estimation, and/or data detection [5]–[11]. In CS-based detection, we consider a spreading matrix containing all spreading sequences as its columns. Then, the *coherence* [4] of the spreading matrix should be as low as possible for a CS-based detector to be able to carry out the missions successfully. Therefore, it is essential to design spreading sequences carefully such that the corresponding spreading matrix has theoretically bounded low coherence, which ultimately guarantees reliable performance for CS-based joint channel estimation (CE) and multiuser detection (MUD) in uplink grant-free NOMA.

When the signals of active devices are spread onto multiple subcarriers by spreading sequences, the high peak-to-average power ratio (PAPR) will cause signal distortion due to the non-linearity of power amplifiers [12], which may deteriorate all potential benefits of multicarrier communications [13]. Indeed, the PAPR of transmitted signals has been an important research topic in uplink multicarrier transmission and various reduction techniques [13], [14] have been proposed for mitigating it. In this regard, spreading sequence design for uplink NOMA has another requirement

that each spreading sequence should have low PAPR for multicarrier transmission, in addition to low coherence of the spreading matrix. As a consequence, we believe that theoretically bounded low coherence and low PAPR of spreading sequences are essential for the success of CS-based joint CE and MUD in uplink grant-free NOMA.

In literature, many researchers have studied a variety of pilot or spreading sequences for non-orthogonal multiple access. Based on algebraic codes, quasi-orthogonal sequences [15] have been introduced to increase the system capacity of code-division multiple access (CDMA). Random sequences, where each element is taken from the Gaussian distribution, have been employed in [16]–[20] to theoretically guarantee reliable CS-based joint CE and MUD for uplink access. In addition, pseudonoise (PN) and random QAM sequences have been used for CE and/or MUD in uplink access [9], [21]–[23]. Although these sequences allow multiple access with low interference, their PAPR properties have not been discussed rigorously in the articles for multicarrier transmission.

To obtain sequences with low PAPR, one can make a coding-theoretic approach. Golay complementary sequences and sets [24]–[26] exhibit theoretically bounded low PAPR for multicarrier transmission. Other complementary sequences have been also studied in [27]–[31] for PAPR reduction. Although they have desirable PAPR properties, Golay and other complementary sequences have never been investigated for CS-based joint CE and MUD in uplink grant-free NOMA. Zadoff-Chu (ZC) sequences [32], known as constant amplitude and zero autocorrelation (CAZAC) sequences, also provide low PAPR for multicarrier transmission. In 3GPP-LTE [33], ZC sequences have been adopted as preambles for random access. However, the number of phases of ZC sequences gets larger as the sequence length increases, which may require high implementation complexity in practice. Therefore, it is worth studying *binary* spreading sequences offering a low implementation cost for MTC devices, as well as providing low PAPR and reliable CS-based joint CE and MUD for uplink grant-free NOMA.

In this paper, we study a set of binary Golay spreading sequences for uplink grant-free NOMA. The non-sparse and non-orthogonal spreading sequences of length $M = 2^m$ can be uniquely assigned to overloaded devices for grant-free access. Based on Golay complementary sequences, each spreading sequence provides the PAPR of at most 3 dB for multicarrier transmission. From the perspective of coding theory, each sequence is a coset of the first-order Reed-Muller (RM) codes [34] in which the coset representative is associated to a second-order Boolean function, defined by a permutation pattern [25], [26]. Exploiting the theoretical connection, we randomly

search for a set of permutations that ultimately presents theoretically bounded low coherence for the spreading matrix. In this search, we conduct a probabilistic analysis to determine the minimum number of random trials that produce the spreading matrix with optimum or sub-optimum coherence. This analysis reveals that the coherence of the spreading matrix can be $\mathcal{O}\left(\sqrt{\frac{1}{M}}\right)$ if the overloading factor is not too high.

Simulation results demonstrate that transmitted signals of active devices, spread onto multiple subcarriers by the binary Golay spreading sequences, have the PAPR of at most 3 dB, which turns out to be significantly lower than those for random bipolar, random Gaussian, and ZC spreading sequences. Thanks to the low coherence, the corresponding spreading matrix also exhibits reliable performance of CS-based joint activity detection, channel estimation, and data detection for uplink grant-free NOMA. While the number of phases of ZC sequences increases as the sequence length, the binary Golay sequences keep only two phases, regardless of the length. Thus, they can offer a complexity benefit in implementation, which can be suitable for low cost MTC devices.

This paper is organized as follows. In Section II, we present fundamentals and backgrounds for understanding the rest of this paper. Section III describes the system model of uplink grant-free NOMA and formulates the mathematical problem of CS-based joint CE and MUD. In Section IV, we present a general framework for binary Golay spreading sequences and investigate the coherence of the spreading matrix theoretically. We also conduct a probabilistic analysis to determine the minimum number of random trials for a permutation set guaranteeing optimum or sub-optimum coherence. Section V presents simulation results to demonstrate the performance of CS-based joint CE and MUD in uplink grant-free NOMA employing the binary Golay spreading sequences. Finally, concluding remarks will be given in Section VI.

II. BACKGROUND

Throughout this paper, we use the following notations and concepts.

- $\mathbb{Z}_2 = \{0, 1\}$ and \mathbb{Z}_2^m is an m -dimensional vector space with each element of \mathbb{Z}_2 .
- In Boolean functions, quadratic, and symplectic matrices, ‘+’ denotes the addition over \mathbb{Z}_2 , or modulo-2 addition. Elsewhere, it means the conventional addition.
- A matrix (or vector) is represented by a bold-face upper (or lower) case letter.
- $(\cdot)^T$ denotes the transpose of a matrix (or vector).
- $\mathbf{X}(:, t)$ denotes the t th column vector of a matrix \mathbf{X} .

- $\mathbf{X}^{\mathcal{S}}$ and $\mathbf{x}_{\mathcal{S}}$ denote a sub-row matrix of \mathbf{X} and a subvector of \mathbf{x} , respectively, indexed by an index set \mathcal{S} .
- $\text{rank}(\mathbf{X})$ is the rank of a matrix \mathbf{X} , or the largest number of linearly independent columns of \mathbf{X} . $\text{rank}_2(\mathbf{X})$ is the rank of \mathbf{X} over \mathbb{Z}_2 .
- \mathbf{I} is an identity matrix, where the dimension is determined in the context.
- $\text{diag}(\mathbf{h})$ is a diagonal matrix whose diagonal entries are from a vector \mathbf{h} .
- The inner product of vectors \mathbf{x} and \mathbf{y} is denoted by $\langle \mathbf{x}, \mathbf{y} \rangle$.
- The l_p -norm of $\mathbf{x} = (x_1, \dots, x_N)$ is denoted by $\|\mathbf{x}\|_p = \left(\sum_{k=1}^N |x_k|^p \right)^{\frac{1}{p}}$ for $1 \leq p < \infty$. $\|\mathbf{x}\|_0 = |\text{supp}(\mathbf{x})|$ is the number of nonzero elements of \mathbf{x} , where $\text{supp}(\mathbf{x}) = \{i \mid x_i \neq 0, i = 1, \dots, N\}$ is the support of \mathbf{x} .
- A vector $\mathbf{h} \sim \mathcal{CN}(\mathbf{m}, \Sigma)$ is a circularly symmetric complex Gaussian random vector with mean \mathbf{m} and covariance Σ .
- $\mathcal{B}(n, p)$ denotes the binomial distribution of n independent Bernoulli trials with each success probability p .

A. Boolean Functions

Let $\mathbf{x} = (x_1, \dots, x_m)$ be a binary vector with $m \geq 1$, where $x_l \in \mathbb{Z}_2$ for $1 \leq l \leq m$. A *Boolean function* [34] is defined by a mapping $f : \mathbb{Z}_2^m \rightarrow \mathbb{Z}_2$, i.e.,

$$f(\mathbf{x}) = f(x_1, \dots, x_m) = \sum_{i=0}^{2^m-1} c_i \prod_{l=1}^m x_l^{i_l}, \quad c_i \in \mathbb{Z}_2, \quad (1)$$

where $i_l \in \mathbb{Z}_2$ is a coefficient of the binary representation of $i = \sum_{l=1}^m i_l 2^{l-1}$. In (1), the maximum value of $\sum_{l=1}^m i_l$ with nonzero c_i is called the *degree* of f . Associated to the Boolean function f , we define a binary vector $\mathbf{a} = (a_0, \dots, a_{2^m-1})^T$, denoted by $\mathbf{a} \leftrightarrow f$, where $a_i = f(i_1, \dots, i_m) \in \mathbb{Z}_2$ for $i = 0, \dots, 2^m - 1$.

B. Reed-Muller Codes

The r th order *Reed-Muller (RM)* code of length 2^m , denoted by $\mathcal{R}(r, m)$, is a set of all binary vectors $\mathbf{a} \leftrightarrow f$, where f is a Boolean function of degree at most r , $0 \leq r \leq m$. For $\mathbf{x} = (x_1, \dots, x_m)$, a codeword of the *first-order* RM code $\mathcal{R}(1, m)$ is associated to $f(\mathbf{x}) = \mathbf{v} \cdot \mathbf{x}^T + e = \sum_{r=1}^m v_r x_r + e$ for a given $\mathbf{v} = (v_1, \dots, v_m) \in \mathbb{Z}_2^m$ and $e \in \mathbb{Z}_2$.

Each codeword of the *second-order* RM code $\mathcal{R}(2, m)$ is associated to

$$f(\mathbf{x}) = \mathbf{x} \mathbf{Q} \mathbf{x}^T + \sum_{r=1}^m v_r x_r + e, \quad v_r, e \in \mathbb{Z}_2,$$

TABLE I
A BINARY GOLAY COMPLEMENTARY SEQUENCE OF LENGTH 8

x_3	x_2	x_1	x_2x_1	x_1x_3	$\mathcal{Q}_\pi(x_1, x_2, x_3)$	$f(x_1, x_2, x_3)$
0	0	0	0	0	0	0
0	0	1	0	0	0	0
0	1	0	0	0	0	1
0	1	1	1	0	1	0
1	0	0	0	0	0	1
1	0	1	0	1	1	0
1	1	0	0	0	0	0
1	1	1	1	1	0	0

where \mathbf{Q} is an $m \times m$ binary upper triangular matrix that defines the second-order terms of f [34], called a *quadratic matrix* in this paper. While v_1, \dots, v_m and e run through all possible values for a fixed \mathbf{Q} , the quadratic Boolean function f creates a *coset* [34] of $\mathcal{R}(1, m)$ in $\mathcal{R}(2, m)$, where the *quadratic form* $\mathcal{Q}(\mathbf{x}) = \mathbf{x}\mathbf{Q}\mathbf{x}^T$ corresponds to the *coset representative*. Associated with \mathbf{Q} , the *symplectic matrix* is defined by $\mathbf{B} = \mathbf{Q} + \mathbf{Q}^T$ [34], which characterizes the coset.

C. Golay Complementary Sequences

Consider a Boolean function of quadratic form

$$\mathcal{Q}_\pi(\mathbf{x}) = \sum_{r=1}^{m-1} x_{\pi(r)} x_{\pi(r+1)}, \quad (2)$$

where π is a permutation in $\{1, \dots, m\}$. Note that there are $\frac{m!}{2}$ valid permutations [25] for distinct quadratic forms of (2). With the quadratic form, the Boolean function of

$$f(\mathbf{x}) = \mathcal{Q}_\pi(\mathbf{x}) + \sum_{r=1}^m v_r x_r + e, \quad v_r, e \in \mathbb{Z}_2, \quad (3)$$

gives a standard-form *Golay complementary sequence* \mathbf{a} of length 2^m [25], i.e., $\mathbf{a} \leftrightarrow f$. For a given π , it is clear from (3) that the Golay complementary sequences are a second-order coset of the first-order RM code $\mathcal{R}(1, m)$ [26].

Example 1: For $m = 3$, let $\pi = \{2, 1, 3\}$ be a permutation in $\{1, 2, 3\}$. Then, the quadratic form of (2) is $\mathcal{Q}_\pi(x_1, x_2, x_3) = x_2x_1 + x_1x_3$. If $(v_1, v_2, v_3) = (0, 1, 1)$ and $e = 0$, the Boolean function of (3) is $f(x_1, x_2, x_3) = x_2x_1 + x_1x_3 + x_2 + x_3$, which yields a binary Golay complementary sequence of length 8, or $\mathbf{a} = (0, 0, 1, 0, 1, 0, 0, 0)^T$.

Table I describes this example.

D. Peak-to-Average Power Ratio (PAPR)

Let $\mathbf{a} = (a_0, \dots, a_{M-1})^T$ be a binary sequence of length M , where $a_i \in \mathbb{Z}_2$. Then, its *modulated* sequence is given by $\mathbf{b} = \psi(\mathbf{a}) = (b_0, \dots, b_{M-1})^T$, where $b_i = (-1)^{a_i}$. When the modulated sequence \mathbf{b} is transmitted through M subcarriers, the peak-to-average power ratio (PAPR) of its OFDM signal is defined by [12]

$$\text{PAPR}(\mathbf{b}) = \max_{t \in [0,1)} \frac{\left| \sum_{i=0}^{M-1} b_i e^{j2\pi i t} \right|^2}{M}. \quad (4)$$

In (4), the computation of peak power containing a continuous-time signal can be approximated using the discrete Fourier transform (DFT) of the oversampled, discrete signal [12], [35]. It is well known that the modulated Golay complementary sequence has the PAPR of at most 2 [25].

E. Compressed Sensing (CS)

Compressed sensing (CS) [4] is to recover a sparse signal from the far fewer measurements than the signal dimension. A signal $\mathbf{x} \in \mathbb{C}^N$ is called *K-sparse* if it has at most K nonzero elements, where $K \ll N$. In CS, the sparse signal \mathbf{x} is measured by

$$\mathbf{y} = \Phi \mathbf{x} + \mathbf{n}, \quad (5)$$

where Φ is an $M \times N$ measurement matrix with $M < N$ and \mathbf{n} is the measurement noise. If Φ obeys the *restricted isometry property (RIP)* [36], stable and robust reconstruction of \mathbf{x} is guaranteed from \mathbf{y} . The CS reconstruction is accomplished by solving an l_1 -minimization problem with convex optimization or greedy algorithms.

If Φ is a random Gaussian or Bernoulli matrix, the RIP analysis presents a theoretical guarantee for CS recovery [4]. However, the RIP analysis of Φ is NP-hard [37] if it is a deterministic matrix. In this case, we can present a theoretical recovery guarantee using the *coherence*, defined by

$$\mu(\Phi) = \max_{1 \leq j_1 \neq j_2 \leq N} \frac{|\langle \phi_{j_1}, \phi_{j_2} \rangle|}{\|\phi_{j_1}\|_2 \|\phi_{j_2}\|_2}, \quad (6)$$

where ϕ_j is the j th column vector of Φ . From [4], we have

$$\text{spark}(\Phi) > 1 + \mu^{-1}(\Phi), \quad (7)$$

where $\text{spark}(\Phi)$ is the smallest number of columns of Φ that are linearly dependent. Since unique reconstruction of a K -sparse signal is guaranteed if and only if $K < \frac{\text{spark}(\Phi)}{2}$ [4], (7)

implies that the coherence of Φ should be as low as possible for unique CS recovery with larger K .

If multiple signals of interest are acquired by Φ , the single measurement vector (SMV) problem of (5) can be extended to a multiple measurement vector (MMV) problem of $\mathbf{Y} = \Phi \mathbf{X} + \mathbf{W}$, where $\mathbf{X} \in \mathbb{C}^{N \times J}$ is a collection of J signals of interest and \mathbf{W} is the measurement noise. In some applications, \mathbf{X} can be *jointly* K -sparse, which means that the columns of \mathbf{X} have a common support \mathcal{S} with $|\mathcal{S}| = K$. Then, a necessary and sufficient condition [38], [39] for unique recovery of jointly K -sparse signal \mathbf{X} from $\mathbf{Y} = \Phi \mathbf{X}$ is

$$K < \frac{\text{spark}(\Phi) - 1 + \text{rank}(\mathbf{X})}{2}.$$

Again, the lower coherence of Φ yielding the higher $\text{spark}(\Phi)$ ultimately guarantees unique reconstruction of a jointly K -sparse signal with larger K .

III. SYSTEM MODEL

In uplink grant-free NOMA, we assume that a base station (BS) equipped with a single antenna accommodates total N devices each of which transmits with a single antenna. We also assume that devices are synchronized in a frame structure of J time slots, where the activity of each device remains unchanged during an entire frame. For massive connectivity, N is large, but the number of active devices in a frame is assumed to be far less than N . Each active device sends a pilot symbol for channel estimation in the first slot of a frame, and subsequently sends data symbols for the next $J - 1$ slots [10]. Figure 1 illustrates the system model, where $J = 7$.

At a time slot t of a frame, the transmitted symbol $u_n^{(t)}$ of active device n is spread onto M subcarriers using a unique spreading sequence $\mathbf{s}_n = (s_{0,n}, \dots, s_{M-1,n})^T$, where $M < N$ in NOMA. We assume that the spread symbols are transmitted through a flat fading channel, which is static, keeping the channel gain unchanged during an entire frame. Then, the received signal of BS is represented by

$$\mathbf{y}^{(t)} = \sum_{n=1}^N h_n \mathbf{s}_n u_n^{(t)} + \mathbf{w}^{(t)} = \mathbf{S} \text{diag}(\mathbf{h}) \mathbf{u}^{(t)} + \mathbf{w}^{(t)}, \quad (8)$$

where $1 \leq t \leq J$. In (8), $\mathbf{S} = [\mathbf{s}_1, \dots, \mathbf{s}_N] \in \mathbb{C}^{M \times N}$ is the spreading matrix, $\mathbf{h} = (h_1, \dots, h_N)^T \sim \mathcal{CN}(\mathbf{0}, \mathbf{I})$, where h_n is a channel gain between device n and BS, and $\mathbf{w}^{(t)} \sim \mathcal{CN}(\mathbf{0}, \sigma_n^2 \mathbf{I})$ is the complex Gaussian noise vector. Also, $\mathbf{u}^{(t)} = (u_1^{(t)}, \dots, u_N^{(t)})^T \in \mathbb{C}^N$ is a modulated symbol vector from all N devices at a time slot t , where $u_n^{(t)} = 0$ if device n is inactive. At $t = 1$, active

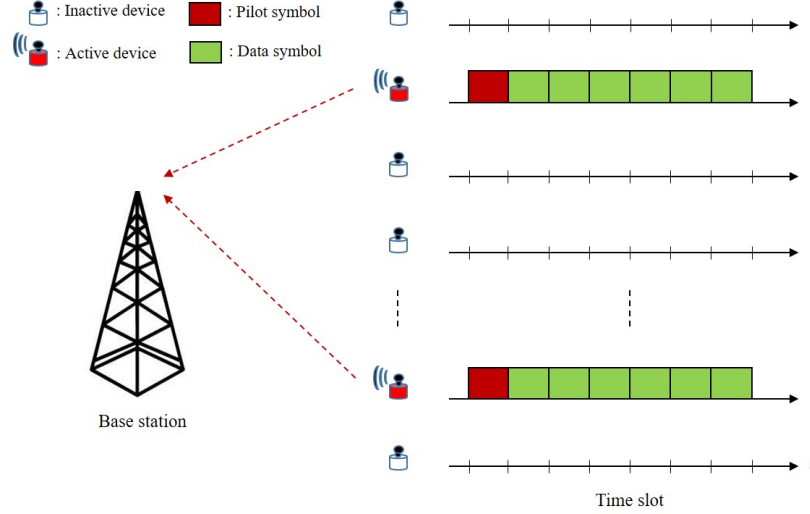


Fig. 1. System model for uplink grant-free NOMA.

device n transmits a pilot symbol, which is assumed to be $u_n^{(1)} = 1$ for simplicity. Finally, if K ($\ll N$) devices are active, $\mathbf{u}^{(t)}$ is K -sparse.

In Figure 1, the system model assumes that a set of active devices remains unchanged over a frame of J time slots. Under this assumption, we achieve the *frame-wise joint sparsity*, formulated by

$$\text{supp}(\mathbf{u}^{(1)}) = \text{supp}(\mathbf{u}^{(2)}) = \cdots = \text{supp}(\mathbf{u}^{(J)}) \triangleq \mathcal{S},$$

where \mathcal{S} is a set of active devices with $|\mathcal{S}| = K$. Under a static channel over a frame, we have a multiple measurement vector (MMV) model of $\mathbf{Y} = \mathbf{S}\mathbf{X} + \mathbf{W}$, where $\mathbf{Y} = [\mathbf{y}^{(1)}, \dots, \mathbf{y}^{(J)}]$, $\mathbf{X} = \text{diag}(\mathbf{h}) \cdot [\mathbf{u}^{(1)}, \dots, \mathbf{u}^{(J)}]$, and $\mathbf{W} = [\mathbf{w}^{(1)}, \dots, \mathbf{w}^{(J)}]$, respectively. Then, one can apply a joint sparse recovery algorithm to obtain an estimate of $\mathbf{X}^{\mathcal{S}}$, or $\hat{\mathbf{X}}^{\hat{\mathcal{S}}}$, by solving the MMV problem, where $\hat{\mathcal{S}}$ is an estimate of \mathcal{S} . Since $u_n^{(1)} = 1$ for active device n , the channel gain vector of active devices can be estimated by

$$\hat{\mathbf{h}}_{\hat{\mathcal{S}}} = \hat{\mathbf{X}}^{\hat{\mathcal{S}}}(:, 1), \quad (9)$$

and $\hat{\mathbf{h}}_{\hat{\mathcal{S}}^c} = \mathbf{0}$ for $\hat{\mathcal{S}}^c = \{1, \dots, N\} \setminus \hat{\mathcal{S}}$. With $\hat{\mathbf{h}}_{\hat{\mathcal{S}}}$, data symbols of active devices can be detected by

$$\hat{\mathbf{u}}_{\hat{\mathcal{S}}}^{(t)} = \left(\text{diag}(\hat{\mathbf{h}}_{\hat{\mathcal{S}}}) \right)^{-1} \cdot \hat{\mathbf{X}}^{\hat{\mathcal{S}}}(:, t), \quad t = 2, \dots, J, \quad (10)$$

and $\hat{\mathbf{u}}_{\hat{\mathcal{S}}^c}^{(t)} = \mathbf{0}$. Finally, (9) and (10) complete CS-based joint channel estimation (CE) and multiuser detection (MUD) for uplink grant-free NOMA.

IV. BINARY GOLAY SPREADING SEQUENCES

A. Framework

Let $\mathbf{x} = (x_1, \dots, x_m)$ for a positive integer $m \geq 1$. Define a linear Boolean function by

$$\mathcal{L}_c(\mathbf{x}) = \sum_{r=1}^m v_r x_r, \quad v_r \in \mathbb{Z}_2,$$

where $c = \sum_{r=1}^m v_r 2^{r-1}$. Clearly, c runs through 0 to $2^m - 1$ while $\mathbf{v} = (v_1, \dots, v_m)$ takes all possible vectors of \mathbb{Z}_2^m . Then, \mathcal{L}_c generates a subcode $\mathcal{O}_m \subset \mathcal{R}(1, m)$ while $0 \leq c \leq 2^m - 1$, where all the codewords are mutually orthogonal [34].

With the quadratic form $\mathcal{Q}_\pi(\mathbf{x})$ of (2), a Boolean function $f_\pi^{(c)}(\mathbf{x}) = \mathcal{Q}_\pi(\mathbf{x}) + \mathcal{L}_c(\mathbf{x})$ is associated to a binary Golay complementary sequence of length 2^m for any π and c . While c runs through 0 to $2^m - 1$ for a given π , $f_\pi^{(c)}(\mathbf{x})$ generates a coset of \mathcal{O}_m in $\mathcal{R}(2, m)$ with the coset representative \mathcal{Q}_π . When each codeword of the coset is arranged as a column, it creates a $2^m \times 2^m$ matrix, where a pair of distinct columns are mutually orthogonal. Equivalently, we obtain 2^m orthogonal spreading sequences each of which has the length 2^m .

To obtain non-orthogonal spreading sequences, we expand the matrix by employing more permutations. In what follows, we present a framework of non-orthogonal, binary Golay spreading sequences for uplink grant-free NOMA.

Definition 1: Let M and N be the length and the number of spreading sequences, respectively, where $M = 2^m$ for $m \geq 1$. Consider L distinct permutations π_1, \dots, π_L in $\{1, \dots, m\}$, where $L = \lceil \frac{N}{M} \rceil$. Let $f_{\pi_k}^{(c)}(\mathbf{x}) = \mathcal{Q}_{\pi_k}(\mathbf{x}) + \mathcal{L}_c(\mathbf{x})$, where $\mathbf{a}_{\pi_k}^{(c)} \leftrightarrow f_{\pi_k}^{(c)}$ and $\mathbf{b}_{\pi_k}^{(c)} = \psi(\mathbf{a}_{\pi_k}^{(c)})$ for $0 \leq c \leq 2^m - 1$ and $1 \leq k \leq L$. For a given π_k , we construct an $M \times M$ orthogonal matrix of

$$\Phi_k = [\mathbf{b}_{\pi_k}^{(0)}, \mathbf{b}_{\pi_k}^{(1)}, \dots, \mathbf{b}_{\pi_k}^{(M-1)}]. \quad (11)$$

With L permutations, we then generate an $M \times LM$ spreading matrix of

$$\Phi = \frac{1}{\sqrt{M}} [\Phi_1, \dots, \Phi_L]. \quad (12)$$

Finally, choosing the first N columns from Φ , we construct the spreading matrix \mathbf{S} of (8), where each column can be a spreading sequence of length $M = 2^m$. Since each spreading sequence is a binary Golay complementary sequence, it is obvious that its PAPR is at most 2, or equivalently 3 dB.

Remark 1: In Definition 1, it is clear that the modulated sequences associated to $\mathcal{L}_c(\mathbf{x})$ form the Walsh-Hadamard matrix \mathbf{H} of ± 1 elements while c runs through 0 to $2^m - 1$. Then, if

$\mathbf{q}_k \leftrightarrow \mathcal{Q}_{\pi_k}(\mathbf{x})$ and $\mathbf{p}_k = \psi(\mathbf{q}_k)$, it is readily checked that the submatrix Φ_k of (11) is equivalently generated by

$$\Phi_k = \text{diag}(\mathbf{p}_k) \cdot \mathbf{H}. \quad (13)$$

Thus, the spreading matrix Φ can be easily generated by the matrix operations of (12) and (13).

In Definition 1, $\mathbf{a}_{\pi_k}^{(c)}$ is a binary spreading sequence of each element 0 or 1, whereas $\mathbf{b}_{\pi_k}^{(c)}$ is its modulated, ± 1 -sequence. Throughout this paper, we equivalently use $\mathbf{a}_{\pi_k}^{(c)}$ and $\mathbf{b}_{\pi_k}^{(c)}$ to denote a spreading sequence. In next subsection, we investigate the coherence of Φ , which depends on a selection of L permutations π_1, \dots, π_L .

B. Coherence Analysis

As discussed in Section II.E, a collection of all spreading sequences, or spreading matrix must have low coherence to guarantee reliable performance for CS-based joint CE and MUD in uplink grant-free NOMA. For simplicity, we assume that N is a multiple of M , or $\mathbf{S} = \Phi$ in this paper, which leads to $\mu(\mathbf{S}) = \mu(\Phi)$. From (6), the coherence of Φ in Definition 1 is given by

$$\mu(\Phi) = \max_{\substack{1 \leq k_1, k_2 \leq L \\ 0 \leq c_1, c_2 \leq M-1}} \frac{\left| \left\langle \mathbf{b}_{\pi_{k_1}}^{(c_1)}, \mathbf{b}_{\pi_{k_2}}^{(c_2)} \right\rangle \right|}{M}, \quad (14)$$

where $c_1 \neq c_2$ if $k_1 = k_2$.

In what follows, we show that the coherence of Φ is determined by the rank information of a symplectic matrix corresponding to a pair of permutations.

Lemma 1: In Definition 1, let π_{k_1} and π_{k_2} be a pair of permutations with $k_1 \neq k_2$, and $\Phi_{k_1, k_2} = \frac{1}{\sqrt{M}}[\Phi_{k_1}, \Phi_{k_2}]$. Let \mathbf{Q}_{k_1} and \mathbf{Q}_{k_2} be the quadratic matrices corresponding to their quadratic forms $\mathcal{Q}_{\pi_{k_1}}$ and $\mathcal{Q}_{\pi_{k_2}}$, respectively. Define a symplectic matrix $\mathbf{B}_{k_1, k_2} = \mathbf{Q}_{k_1, k_2} + \mathbf{Q}_{k_1, k_2}^T$, where $\mathbf{Q}_{k_1, k_2} = \mathbf{Q}_{k_1} + \mathbf{Q}_{k_2}$. Then, if $\text{rank}_2(\mathbf{B}_{k_1, k_2}) = r$,

$$\mu(\Phi_{k_1, k_2}) = \frac{1}{\sqrt{2^r}}. \quad (15)$$

Proof: From (14),

$$\mu(\Phi_{k_1, k_2}) = \max_{0 \leq c_1, c_2 \leq M-1} \frac{\left| \left\langle \mathbf{b}_{\pi_{j_1}}^{(c_1)}, \mathbf{b}_{\pi_{j_2}}^{(c_2)} \right\rangle \right|}{M}, \quad (16)$$

where $(j_1, j_2) = (k_1, k_1), (k_1, k_2)$, or (k_2, k_2) , and $c_1 \neq c_2$ if $j_1 = j_2$. In (16), if $j_1 = j_2$, $\left\langle \mathbf{b}_{\pi_{j_1}}^{(c_1)}, \mathbf{b}_{\pi_{j_2}}^{(c_2)} \right\rangle = 0$ with $c_1 \neq c_2$, as they are the column vectors of the orthogonal matrix Φ_{j_1} .

Meanwhile, if $(j_1, j_2) = (k_1, k_2)$, then $\mathbf{a}_{\pi_{k_1}}^{(c_1)}$ (or $\mathbf{a}_{\pi_{k_2}}^{(c_2)}$) is a codeword of a coset of \mathcal{O}_m in $\mathcal{R}(2, m)$ with the coset representative $\mathcal{Q}_{\pi_{k_1}}$ (or $\mathcal{Q}_{\pi_{k_2}}$). Also, $\mathbf{a}_{\pi_{k_1}}^{(c_1)} + \mathbf{a}_{\pi_{k_2}}^{(c_2)}$ is a codeword of a coset of \mathcal{O}_m in $\mathcal{R}(2, m)$, which is characterized by the symplectic matrix \mathbf{B}_{k_1, k_2} . Since the Hamming weight w of $\mathbf{a}_{\pi_{k_1}}^{(c_1)} + \mathbf{a}_{\pi_{k_2}}^{(c_2)}$ corresponds to the inner product $2^m - 2w$ of $\mathbf{b}_{\pi_{k_1}}^{(c_1)}$ and $\mathbf{b}_{\pi_{k_2}}^{(c_2)}$, the result of Theorem 5 of Ch. 15 [34] can be translated in terms of inner product. In other words, the theorem says $\langle \mathbf{b}_{\pi_{k_1}}^{(c_1)}, \mathbf{b}_{\pi_{k_2}}^{(c_2)} \rangle = 0$ or $\pm 2^{m-h}$ if $\text{rank}_2(\mathbf{B}_{k_1, k_2}) = 2h$. Thus, if $r = \text{rank}_2(\mathbf{B}_{k_1, k_2})$, (15) is obvious from the rank information and (16). \square

Theorem 1: From Lemma 1, recall $\Phi_{k_1, k_2} = \frac{1}{\sqrt{M}}[\Phi_{k_1}, \Phi_{k_2}]$ and the symplectic matrix \mathbf{B}_{k_1, k_2} corresponding to the permutation pair π_{k_1} and π_{k_2} , respectively, where $k_1 \neq k_2$. Then, if

$$r_{\min} = \min_{1 \leq k_1 \neq k_2 \leq L} \text{rank}_2(\mathbf{B}_{k_1, k_2}), \quad (17)$$

the coherence of Φ in Definition 1 is given by

$$\mu(\Phi) = \frac{1}{\sqrt{2^{r_{\min}}}}. \quad (18)$$

Proof: From Lemma 1, it is readily checked that

$$\mu(\Phi) = \max_{1 \leq k_1 \neq k_2 \leq L} \mu(\Phi_{k_1, k_2}) = \max_{1 \leq k_1 \neq k_2 \leq L} \frac{1}{\sqrt{2^r}}, \quad (19)$$

where $r = \text{rank}_2(\mathbf{B}_{k_1, k_2})$. Obviously, (18) is obtained from (19) with r_{\min} of (17). \square

From Theorem 1, the following corollary is straightforward.

Corollary 1: In Definition 1, the coherence of Φ satisfies

$$\mu(\Phi) \geq \begin{cases} \sqrt{\frac{2}{M}}, & \text{if } m \text{ is odd,} \\ \sqrt{\frac{1}{M}}, & \text{if } m \text{ is even,} \end{cases}$$

where $M = 2^m$.

Proof: From [34], Theorem 2 of Ch. 15 implies that the rank of an $m \times m$ symplectic matrix is an even number between 0 and m . Thus, if m is odd, r_{\min} of Theorem 1 is at most $m - 1$, which yields $\mu(\Phi) \geq \frac{1}{\sqrt{2^{m-1}}} = \sqrt{\frac{2}{M}}$. Similarly, if m is even, r_{\min} is at most m , where $\mu(\Phi) \geq \frac{1}{\sqrt{2^m}} = \sqrt{\frac{1}{M}}$. \square

Corollary 1 shows that the *optimum* coherence of Φ is $\mu_{\text{opt}}^{(\text{odd})}(\Phi) = \sqrt{\frac{2}{M}}$ for odd m , and $\mu_{\text{opt}}^{(\text{even})}(\Phi) = \sqrt{\frac{1}{M}}$ for even m , respectively. From the proofs of Theorem 1 and Corollary 1, it is obvious that the sub-optimum coherence is twice of the optimum.

To obtain the spreading matrix Φ with low coherence, Theorem 1 suggests that one has to find a set of L permutations in which the symplectic matrix \mathbf{B}_{k_1, k_2} corresponding to any permutation

pair π_{k_1} and π_{k_2} has the largest possible rank. In next subsection, we discuss how to find such permutations.

C. Permutation Search

Let $\Gamma = \{\pi_1, \dots, \pi_L\}$ be a set of L permutations in Definition 1, where π_k is a permutation for the submatrix Φ_k , $1 \leq k \leq L$. For any permutation pair π_{k_1} and π_{k_2} in Γ , where $1 \leq k_1 \neq k_2 \leq L$, each one of $\mathbf{a}_{\pi_{k_1}}^{(c_1)}$ and $\mathbf{a}_{\pi_{k_2}}^{(c_2)}$ should be a codeword of the *Kerdock* code [34], to present a maximum possible rank for \mathbf{B}_{k_1, k_2} . Equivalently, the quadratic forms $\mathcal{Q}_{\pi_{k_1}}$ and $\mathcal{Q}_{\pi_{k_2}}$ should belong to those of a Kerdock code for any permutation pair in Γ . In [25], it has been reported that the quadratic forms corresponding to some permutations may be those of a Kerdock code, but others are not. Similarly, Tables III-V of [15] showed that some quadratic forms of a Kerdock code do not correspond to those of permutations. Therefore, it is important to identify a permutation set Γ in which the quadratic forms of any permutation pair belong to those of a Kerdock code, which results in the optimum coherence of Φ . To the best of our knowledge, however, there is no constructive way to find such permutations. As an alternative, we can search for L permutations exhaustively, but it requires $\binom{m!}{L}$ trials¹, which is computationally infeasible for large m and L .

In this paper, we make a probabilistic approach to find a set of L permutations that presents the optimum or sub-optimum coherence for Φ . We begin with an experimental result for the probability that a symplectic matrix is of a particular rank. In this experiment, we choose a pair of permutations π_{k_1} and π_{k_2} randomly from all possible ones, and then compute the rank of the symplectic matrix \mathbf{B}_{k_1, k_2} corresponding to the quadratic forms $\mathcal{Q}_{\pi_{k_1}}$ and $\mathcal{Q}_{\pi_{k_2}}$. Repeating with different π_{k_1} and π_{k_2} , we can empirically compute the probability p_r of $\text{rank}_2(\mathbf{B}_{k_1, k_2}) = r$. In terms of coherence, we can say that $\mu(\Phi_{k_1, k_2}) = \frac{1}{\sqrt{2^r}}$ with probability p_r , where $\Phi_{k_1, k_2} = \frac{1}{\sqrt{M}}[\Phi_{k_1}, \Phi_{k_2}]$.

Table II shows the experimental probability p_r of $\mu(\Phi_{k_1, k_2}) = \frac{1}{\sqrt{2^r}}$ in accordance with $\text{rank}_2(\mathbf{B}_{k_1, k_2}) = r$ for $5 \leq m \leq 10$, where the permutation pair π_{k_1} and π_{k_2} are chosen randomly at each of total 10^7 random trials. Note that r is an even integer for $2 \leq r \leq m$, which cannot be 0 due to $k_1 \neq k_2$. Table II demonstrates that if m is odd, one can choose a permutation pair that

¹We can reduce the search space by exploiting the fact that the first row of \mathbf{B}_{k_1, k_2} should be nonzero [40]. However, it also requires at least $(2(m-3)!)^L$ trials, which can be enormous for large m and L .

TABLE II
EXPERIMENTAL PROBABILITY OF COHERENCE OF Φ_{k_1, k_2}

m	M	r	$\mu(\Phi_{k_1, k_2})$	p_r	m	M	r	$\mu(\Phi_{k_1, k_2})$	p_r
5	32	2	0.5	2.543926×10^{-1}	6	64	2	0.5	5.856820×10^{-2}
		4	0.25	7.456074×10^{-1}			4	0.25	5.848499×10^{-1}
							6	0.125	3.565819×10^{-1}
7	128	2	0.5	1.310750×10^{-2}	8	256	2	0.5	2.218900×10^{-3}
		4	0.25	2.214437×10^{-1}			4	0.25	5.931190×10^{-2}
		6	0.125	7.654488×10^{-1}			6	0.125	5.814335×10^{-1}
9	512	2	0.5	3.352000×10^{-4}	10	1024	2	0.5	4.190000×10^{-5}
		4	0.25	1.153890×10^{-2}			4	0.25	1.914300×10^{-3}
		6	0.125	2.285468×10^{-1}			6	0.125	5.557250×10^{-2}
		8	0.0625	7.595791×10^{-1}			8	0.0625	5.863399×10^{-1}
							10	0.03125	3.561314×10^{-1}

gives the optimum coherence $\frac{1}{\sqrt{2^{m-1}}} = \sqrt{\frac{2}{M}}$ for Φ_{k_1, k_2} with the highest probability. However, if one randomly chooses a permutation pair for even m , the most probable coherence of Φ_{k_1, k_2} will be $\frac{1}{\sqrt{2^{m-2}}} = \frac{2}{\sqrt{M}}$, which is sub-optimum, or twice of the optimum coherence in Corollary 1.

Exploiting the experimental result of p_r , we can determine the coherence of the spreading matrix Φ stochastically.

Theorem 2: In Definition 1, assume that one chooses a permutation set $\Gamma = \{\pi_1, \dots, \pi_L\}$ randomly for the spreading matrix Φ . Let \mathbf{B}_{k_1, k_2} be the symplectic matrix corresponding to a permutation pair π_{k_1} and π_{k_2} in the set Γ , where $k_1 \neq k_2$, and p_r be the probability of $\text{rank}_2(\mathbf{B}_{k_1, k_2}) = r$, where r is an even integer for $0 \leq r \leq \lfloor \frac{m}{2} \rfloor$. Then, $\mu(\Phi) = \frac{1}{\sqrt{2^r}}$ with probability

$$P_r = \left(\sum_{h=r/2}^{\lfloor m/2 \rfloor} p_{2h} \right)^{\frac{L(L-1)}{2}} - \left(\sum_{h=r/2+1}^{\lfloor m/2 \rfloor} p_{2h} \right)^{\frac{L(L-1)}{2}}.$$

Proof: In order to achieve $\mu(\Phi) = \frac{1}{\sqrt{2^r}}$, Theorem 1 requires $\text{rank}_2(\mathbf{B}_{k_1, k_2}) \geq r$ for any permutation pair π_{k_1} and π_{k_2} in Γ . Let r_1, \dots, r_τ be the ranks of \mathbf{B}_{k_1, k_2} corresponding to all possible choices of (π_{k_1}, π_{k_2}) from Γ , where $\tau = \binom{L}{2} = \frac{L(L-1)}{2}$. Then,

$$\Pr[r_i \geq r] = \sum_{h=r/2}^{\lfloor m/2 \rfloor} p_{2h}, \quad i = 1, \dots, \tau. \quad (20)$$

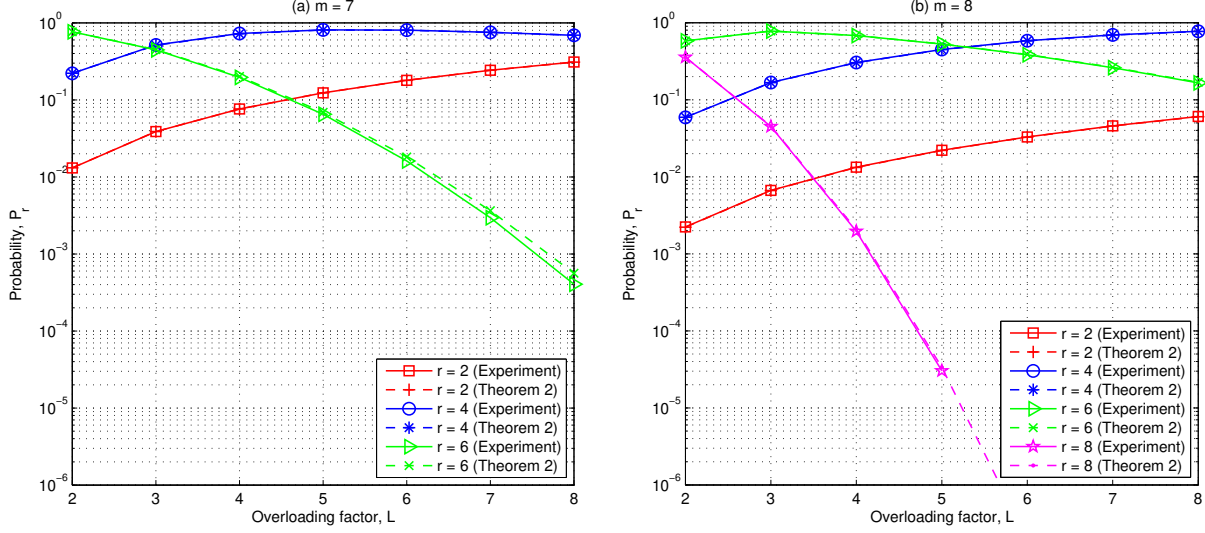


Fig. 2. Probabilities of $\mu(\Phi) = \frac{1}{\sqrt{2^r}}$ for $M = 2^m$ with $m = 7$ and 8 , when L permutations are randomly chosen for Φ .

Under a mild assumption that (20) is independent for each i , we have

$$\Pr[r_1 \geq r, \dots, r_\tau \geq r] = \prod_{i=1}^{\tau} \Pr[r_i \geq r]. \quad (21)$$

Finally, the probability of $r_{\min} = r$ at Theorem 1 is

$$\Pr[r_{\min} = r] = \Pr[r_1 \geq r, \dots, r_\tau \geq r] - \Pr[r_1 \geq r+2, \dots, r_\tau \geq r+2],$$

which yields P_r from (20) and (21). □

Corollary 2: If m is odd, a random trial gives Φ of $\mu_{\text{opt}}^{(\text{odd})}(\Phi) = \sqrt{\frac{2}{M}}$ with probability

$$P_{m-1} = (p_{m-1})^{\frac{L(L-1)}{2}}.$$

Meanwhile, if m is even, the probability that we obtain Φ with $\mu_{\text{opt}}^{(\text{even})}(\Phi) = \sqrt{\frac{1}{M}}$ through a random selection is

$$P_m = (p_m)^{\frac{L(L-1)}{2}}.$$

Figure 2 displays the probabilities of $\mu(\Phi) = \frac{1}{\sqrt{2^r}}$ for various r with respect to the overloading factor L , $2 \leq L \leq 8$, where $M = 2^m$ with $m = 7$ and 8 . In the figure, we computed the theoretical P_r of Theorem 2 using the experimental p_r of Table II, whereas the experimental P_r was obtained through 10^7 random selections of Γ . Figure 2 demonstrates that the result of Theorem 2 well predicts the experimental counterpart, based on p_r of Table II. It also reveals that if $m = 8$, the

probability P_m of $\mu_{\text{opt}}^{(\text{even})}(\Phi) = \sqrt{\frac{1}{M}}$ becomes extremely low when the overloading factor L is large. Through further experiments, we made a similar observation that if L is large for even m , a random search is highly unlikely to find a permutation set resulting in the optimum coherence.

Next, we investigate the minimum number of random trials to find the spreading matrix Φ with the optimum coherence.

Theorem 3: When the overloading factor L is given, assume that we search for a permutation set Γ through random trials. Then, for a small $\epsilon > 0$, the number of trials T_r should be

$$T_r \geq \frac{\log \epsilon}{\log(1 - P_r)} \quad (22)$$

to achieve Φ of $\mu(\Phi) = \frac{1}{\sqrt{2^r}}$ with probability exceeding $1 - \epsilon$, where P_r is from Theorem 2. In particular, if the number of random trials is

$$T_{\text{opt}} \geq \frac{\log \epsilon}{\log \left(1 - p_{\text{opt}}^{\frac{L(L-1)}{2}} \right)}, \quad (23)$$

then Φ of $\mu_{\text{opt}}^{(\text{odd})}(\Phi)$ (or $\mu_{\text{opt}}^{(\text{even})}(\Phi)$) can be found with probability exceeding $1 - \epsilon$ for a small $\epsilon > 0$, where $p_{\text{opt}} = p_{m-1}$ for odd m , and $p_{\text{opt}} = p_m$ for even m , respectively.

Proof: Theorem 2 implies that if Γ is chosen by a single random trial, we can achieve $\mu(\Phi) = \frac{1}{\sqrt{2^r}}$ with probability P_r . Assuming T_r independent trials, we can consider the binomial distribution $\mathcal{B}(T_r, P_r)$, where P_r is the probability of $\mu(\Phi) = \frac{1}{\sqrt{2^r}}$ at each trial. Then, one can find a permutation set Γ that yields Φ of $\mu(\Phi) = \frac{1}{\sqrt{2^r}}$ at least once with probability

$$P_1 = 1 - (1 - P_r)^{T_r}.$$

Thus, (22) is straightforward from $P_1 \geq 1 - \epsilon$. Also, (23) is immediate from (22) and Corollary 2. \square

Figure 3 displays the minimum number of random trials of Theorem 3 to find Φ with optimum and sub-optimum coherence, where $\epsilon = 0.01$. In the figure, ‘opt’ means the number of random trials for the optimum coherence, while ‘sub-opt’ is the number for the sub-optimum coherence $\mu(\Phi) = \frac{2}{\sqrt{M}}$ for even m . The figure shows that if $L \leq 10$ for $m = 7$ and 9, about 10^6 random trials can find a permutation set Γ with 99% probability that gives the optimum coherence of Φ . However, if $m = 6$ and 8, the number of random trials increases dramatically as the overloading factor L gets larger. For example, if $L \geq 8$, the number of random trials to find Φ with the optimum coherence is tremendously large. Instead, it seems relatively easy to obtain Φ with the

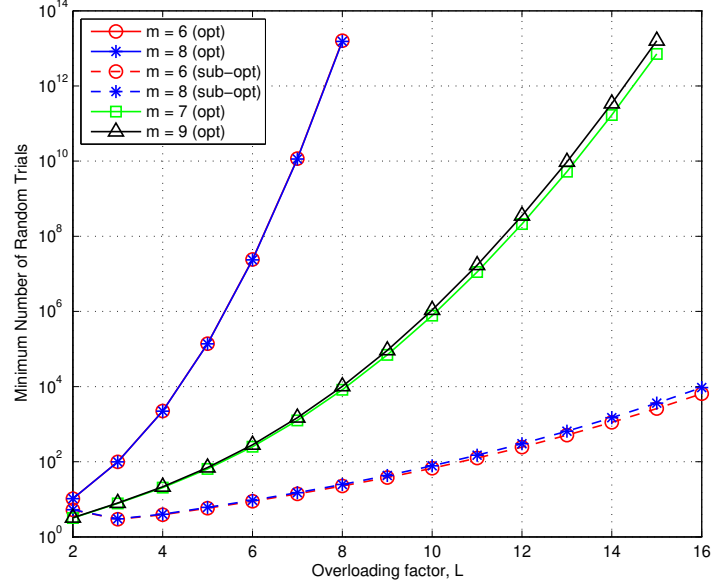


Fig. 3. Minimum number of random trials to obtain Φ of optimum and sub-optimum coherence with 99% probability.

sub-optimum coherence for $m = 6$ and 8 , since about 10^4 random trials can find such Φ with 99% probability even for $L = 16$.

Remark 2: Figure 3 shows that if the overloading factor L is large for even m , it is less likely to find a permutation set that provides Φ with the optimum coherence, whereas a permutation set presenting the sub-optimum coherence can be found with high probability. Taking into account this guideline, it is reasonable that we use a permutation set that gives for moderate L , say $L \leq 8$,

$$\mu(\Phi) = \begin{cases} \sqrt{\frac{2}{M}}, & \text{if } m \text{ is odd and } 2 \leq L \leq 8, \\ \frac{1}{\sqrt{M}}, & \text{if } m \text{ is even and } 2 \leq L \leq 5, \\ \frac{2}{\sqrt{M}}, & \text{if } m \text{ is even and } 6 \leq L \leq 8, \end{cases} \quad (24)$$

where $5 \leq m \leq 10$. Table III presents such permutation sets that give (24), found by 10^6 random trials, where $2 \leq L \leq 8$. For odd m , if one chooses an arbitrary set of L permutations out of 8 ones in the table, the optimum coherence of Φ is guaranteed. For even m , if $L \leq 5$, an arbitrary L selection out of 5 ones provides the optimum coherence for Φ , but if $6 \leq L \leq 8$, the sub-optimum coherence can be obtained by an arbitrary L selection out of 8 ones in the table. When $L \geq 6$ for even m , it is clear that the permutations do not correspond to the quadratic forms of a Kerdock code.

TABLE III
PERMUTATION SETS FOR Φ

m	M	Overloading factor	Coherence	Permutation set Γ
5	32	$2 \leq L \leq 8$	0.25	$(5, 4, 3, 2, 1), (3, 4, 2, 5, 1), (4, 2, 5, 3, 1), (4, 3, 5, 1, 2), (4, 5, 1, 3, 2), (5, 3, 1, 4, 2), (5, 4, 2, 1, 3), (4, 1, 2, 5, 3).$
6	64	$2 \leq L \leq 5$	0.125	$(3, 4, 5, 2, 6, 1), (6, 3, 2, 4, 1, 5), (4, 1, 6, 5, 2, 3), (6, 5, 3, 1, 2, 4), (5, 3, 2, 1, 6, 4).$
		$6 \leq L \leq 8$	0.25	$(3, 4, 5, 2, 6, 1), (6, 4, 2, 1, 5, 3), (6, 1, 4, 3, 2, 5), (4, 1, 5, 6, 2, 3), (4, 2, 1, 5, 6, 3), (6, 5, 3, 1, 4, 2), (6, 1, 5, 3, 4, 2), (6, 2, 3, 1, 5, 4).$
7	128	$2 \leq L \leq 8$	0.125	$(4, 5, 1, 3, 6, 7, 2), (4, 2, 5, 1, 6, 7, 3), (6, 7, 1, 2, 3, 5, 4), (5, 3, 6, 4, 1, 7, 2), (6, 4, 7, 3, 1, 5, 2), (4, 3, 6, 7, 5, 2, 1), (6, 1, 3, 2, 7, 4, 5), (6, 7, 5, 1, 4, 3, 2).$
8	256	$2 \leq L \leq 5$	0.0625	$(4, 5, 6, 1, 3, 7, 8, 2), (7, 6, 8, 2, 3, 1, 4, 5), (7, 1, 8, 6, 4, 3, 5, 2), (6, 7, 2, 3, 8, 4, 1, 5), (8, 3, 1, 5, 2, 7, 4, 6).$
		$6 \leq L \leq 8$	0.125	$(5, 7, 4, 3, 2, 8, 6, 1), (5, 7, 8, 4, 6, 2, 1, 3), (5, 6, 2, 7, 8, 3, 4, 1), (5, 3, 1, 6, 8, 7, 2, 4), (8, 3, 1, 7, 6, 2, 4, 5), (6, 1, 3, 7, 2, 8, 4, 5), (5, 1, 8, 6, 7, 2, 3, 4), (8, 1, 4, 6, 7, 5, 2, 3).$
9	512	$2 \leq L \leq 8$	0.0625	$(8, 3, 7, 4, 9, 2, 5, 1, 6), (8, 4, 3, 7, 2, 6, 1, 9, 5), (9, 5, 4, 1, 6, 8, 3, 7, 2), (6, 5, 8, 7, 9, 3, 4, 2, 1), (4, 1, 7, 6, 8, 9, 2, 5, 3), (4, 8, 2, 6, 9, 7, 5, 3, 1), (5, 3, 7, 8, 2, 1, 6, 9, 4), (5, 6, 9, 3, 7, 1, 8, 2, 4).$
10	1024	$2 \leq L \leq 5$	0.03125	$(9, 1, 6, 3, 2, 8, 5, 4, 10, 7), (5, 1, 9, 8, 2, 10, 6, 3, 7, 4), (6, 3, 8, 10, 9, 7, 1, 5, 4, 2), (7, 6, 8, 1, 3, 2, 10, 9, 4, 5), (9, 5, 3, 2, 4, 8, 6, 10, 7, 1).$
		$6 \leq L \leq 8$	0.0625	$(5, 4, 8, 1, 7, 9, 10, 6, 2, 3), (8, 9, 3, 4, 10, 1, 6, 2, 5, 7), (6, 2, 7, 8, 5, 4, 3, 9, 10, 1), (9, 10, 8, 3, 4, 1, 7, 2, 6, 5), (5, 8, 4, 7, 9, 10, 3, 6, 2, 1), (6, 4, 8, 2, 7, 10, 5, 9, 1, 3), (3, 6, 10, 4, 1, 8, 9, 5, 7, 2), (8, 5, 7, 2, 10, 1, 6, 9, 3, 4).$

V. SIMULATION RESULTS

In this section, we examine the performance of binary Golay spreading sequences for CS-based joint CE and MUD in uplink grant-free NOMA. For comparison, we test with random bipolar and Gaussian sequences of length $M = 2^m$. The random bipolar sequences take the elements of $\pm \frac{1}{\sqrt{M}}$ uniformly at random, while each element of the random Gaussian sequences follows the normal distribution with zero mean and variance $\frac{1}{M}$. Also, we test with Zadoff-Chu (ZC) sequences, where the sequence length is set as M_{ZC} , a prime number closest to M . The corresponding spreading matrix is then obtained by all cyclic shifts of the ZC sequences with L randomly chosen, distinct roots. In simulations, we set $M = 128$ and 256 for random bipolar, Gaussian, and binary Golay sequences, while $M_{\text{ZC}} = 127$ and 257 for ZC sequences. Finally, we assume that a BS accommodates $N = ML$ overloaded devices with the overloading factor L , where $2 \leq L \leq 8$.

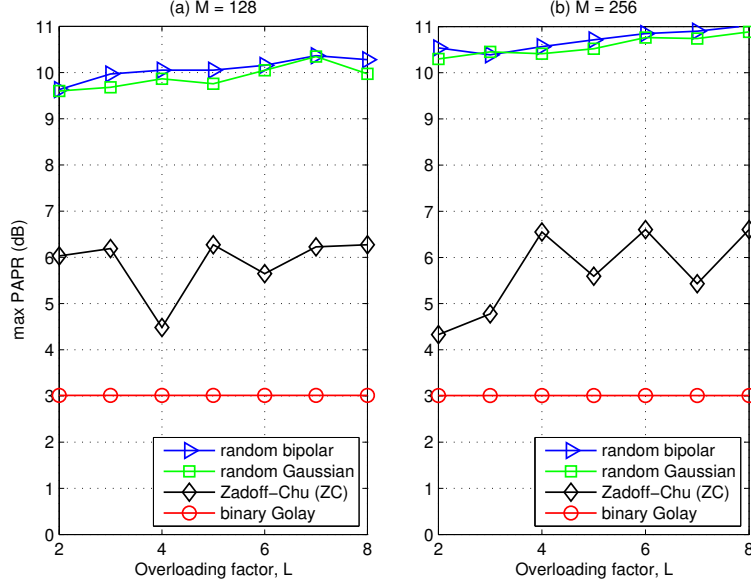


Fig. 4. Maximum PAPR of transmitted OFDM signals via various spreading sequences. (a) $M = 128$ ($M_{ZC} = 127$), (b) $M = 256$ ($M_{ZC} = 257$).

A. PAPR and Coherence

Figure 4 shows the maximum PAPR of transmitted OFDM signals, where QPSK modulated data is spread by various spreading sequences. In case of random bipolar and Gaussian sequences, we sketched the smallest values among 100 random trials for the maximum PAPR. As affirmed by Definition 1, the PAPR of the binary Golay sequences is at most 3 dB, which turns out to be significantly lower than those for random bipolar, Gaussian, and ZC sequences. Thus, the binary Golay spreading sequences allow MTC devices to be equipped with cost-effective power amplifiers in uplink grant-free NOMA.

Figure 5 displays the coherence of Φ for various spreading sequences. Similar to Figure 4, we sketched the smallest coherence among 100 random trials for random bipolar and Gaussian spreading sequences. Using the permutation sets of Table III, Figure 5 confirms that the theoretical values of the table are identical to the coherence for the binary Golay sequences in the experiment. The coherence for ZC sequences is $\frac{1}{\sqrt{M_{ZC}}}$ from the cross-correlation of ZC sequences with distinct roots [41]. The figure suggests that the performance of CS-based joint CE and MUD for the binary Golay sequences might be worse than that for ZC sequences, due to the slightly higher coherence. But, simulation results in next subsection show that the performance

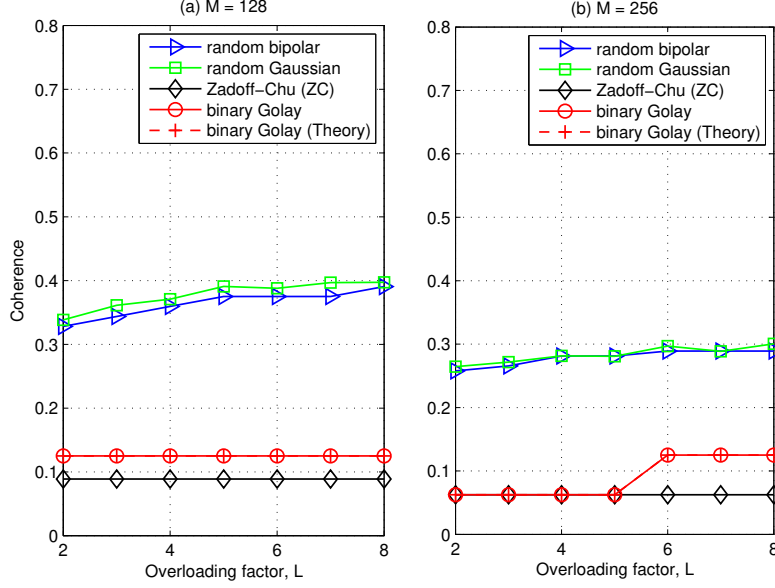


Fig. 5. Coherence of spreading matrix Φ . (a) $M = 128$ ($M_{ZC} = 127$), (b) $M = 256$ ($M_{ZC} = 257$).

gap is negligible if the overloading factor is moderate, e.g., $L \leq 6$.

B. Performance of CS-based Joint CE and MUD

In uplink grant-free NOMA, we assume that device activity is uniformly distributed over all N devices. The data symbol of an active device is QPSK modulated at each time slot. A frame consists of $J = 7$ continuous time slots for which the device activity remains unchanged. To exploit the frame-wise joint sparsity in MMV recovery, we use the simultaneous orthogonal matching pursuit (SOMP) [42] for CS-based joint CE and MUD. Note that the true or average number of active devices in a frame is unknown to BS, which requires the SOMP to be *sparsity-blind*² with no prior knowledge of the number. In simulations, the signal-to-noise ratio (SNR) per device is set as $\frac{1}{K} \cdot \frac{\sum_{t=1}^J \|\mathbf{y}^{(t)}\|_2^2}{JM\sigma_n^2}$, where K is the true number of active devices in a frame.

To evaluate the performance of CS-based joint CE and MUD, we examine activity error rates (AER) for activity detection, normalized mean squared errors (NMSE) for channel estimation, and symbol error rates (SER) for data detection, respectively, over 10^4 frames. Figures 6–8 depict the AER, NMSE, and SER over SNR per device, where the activity rate is $p_a = 0.1$ and

²In simulations, we empirically stop the iteration of this sparsity-blind SOMP if the maximum of the residual norm is less than $\sqrt{3\sigma_n^2 J}$.

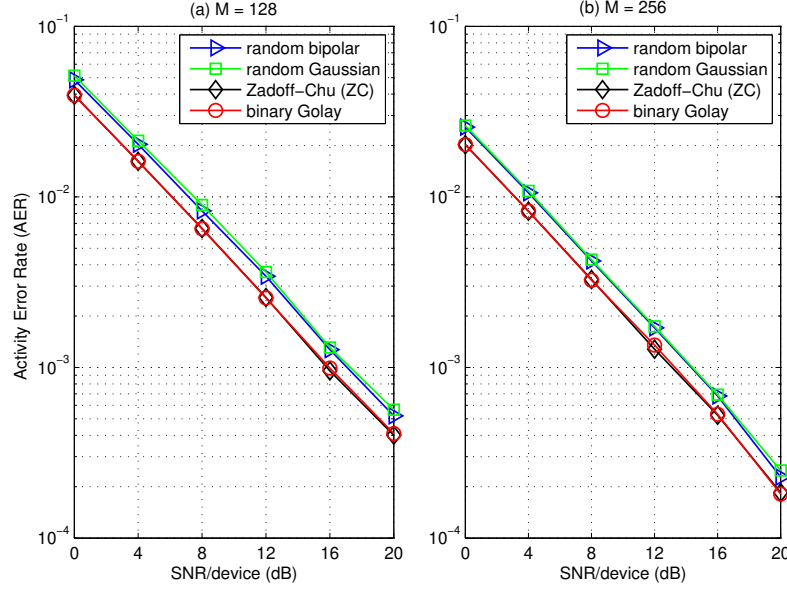


Fig. 6. Activity error rates (AER) of CS-based joint CE and MUD over SNR per device, where $L = 4$, $J = 7$, and $p_a = 0.1$. (a) $M = 128$ ($M_{ZC} = 127$), (b) $M = 256$ ($M_{ZC} = 257$).

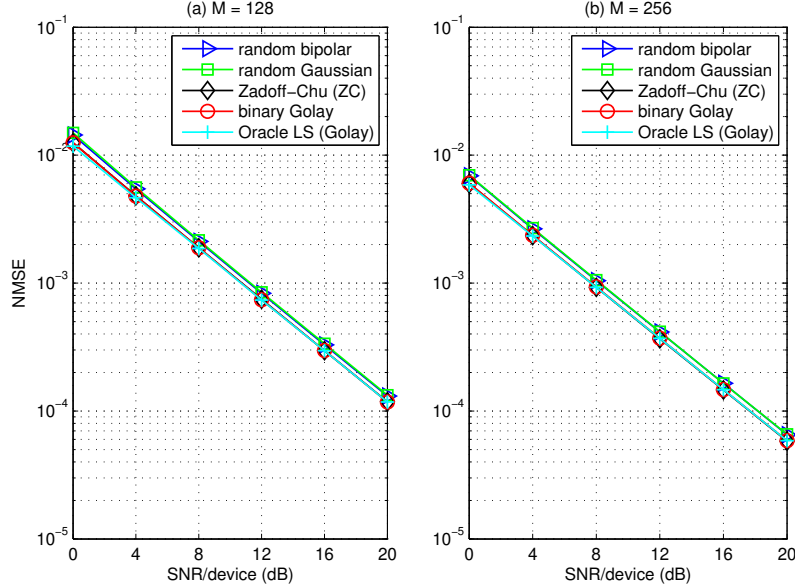


Fig. 7. Normalized mean squared errors (NMSE) of CS-based joint CE and MUD over SNR per device, where $L = 4$, $J = 7$, and $p_a = 0.1$. (a) $M = 128$ ($M_{ZC} = 127$), (b) $M = 256$ ($M_{ZC} = 257$).

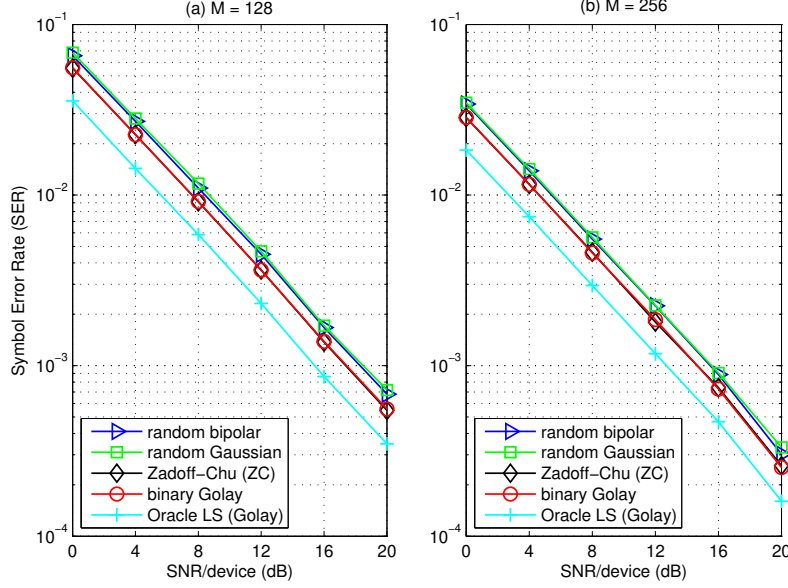


Fig. 8. Symbol error rates (SER) of CS-based joint CE and MUD over SNR per device, where $L = 4$, $J = 7$, and $p_a = 0.1$. (a) $M = 128$ ($M_{ZC} = 127$), (b) $M = 256$ ($M_{ZC} = 257$).

the overloading factor is $L = 4$. For example, if $M = 256$ and $L = 4$ with $p_a = 0.1$, there are total $N = ML = 1024$ devices and $\lfloor p_a N \rfloor = 102$ ones among them are active on average in a frame. In activity detection of Figure 6, both undetected and false-alarmed devices are treated as errors. In Figure 7, the channel estimation errors are measured by the normalized mean squared errors (NMSE), i.e., the average of $\frac{\|\mathbf{h}^S - \hat{\mathbf{h}}^S\|_2^2}{\|\mathbf{h}^S\|_2^2}$, where \mathbf{h}^S and $\hat{\mathbf{h}}^S$ are true and estimated channel vectors, respectively, for truly active devices. In Figure 8, symbol errors are counted if either a symbol error occurs from a detected device or the device activity fails to be detected. As a benchmark, we sketch the NMSE and SER of oracle least squares (LS) for the binary Golay sequences, where the true support set \mathcal{S} is known a priori. Note that the benchmark can be considered as the best achievable performance for the binary Golay sequences, regardless of CS recovery algorithms. Figures 6–8 demonstrate that the binary Golay sequences outperform random bipolar and Gaussian sequences in AER, NMSE, and SER, and exhibit the performance similar to those of ZC sequences.

Figures 9–11 sketch the AER, NMSE, and SER over the overloading factor L , where $p_a = 0.1$ and $\text{SNR} = 15$ dB per device. The figures demonstrate that the performance of the binary Golay spreading sequences is superior to those of random bipolar and Gaussian sequences. Compared

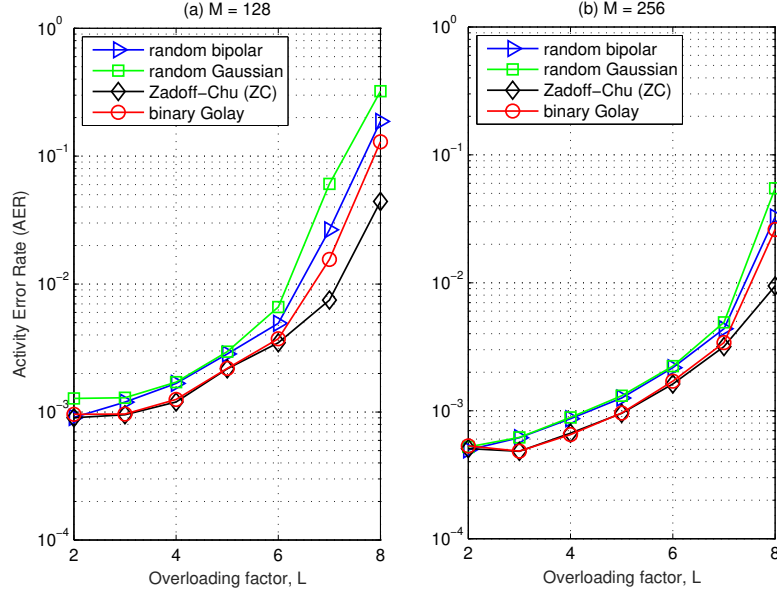


Fig. 9. Activity error rates (AER) of CS-based joint CE and MUD over the overloading factor L , where $\text{SNR} = 15$ dB, $J = 7$, and $p_a = 0.1$. (a) $M = 128$ ($M_{\text{ZC}} = 127$), (b) $M = 256$ ($M_{\text{ZC}} = 257$).

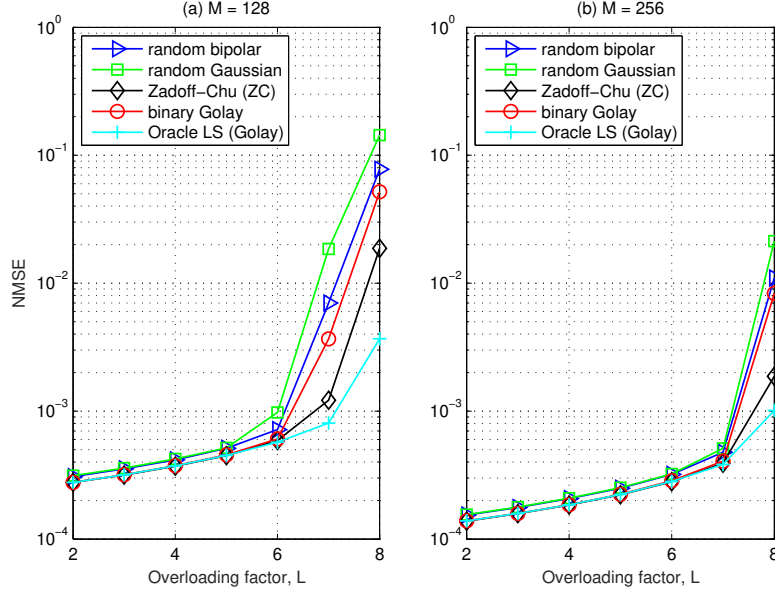


Fig. 10. Normalized mean-squared errors (NMSE) of CS-based joint CE and MUD over the overloading factor L , where $\text{SNR} = 15$ dB, $J = 7$, and $p_a = 0.1$. (a) $M = 128$ ($M_{\text{ZC}} = 127$), (b) $M = 256$ ($M_{\text{ZC}} = 257$).

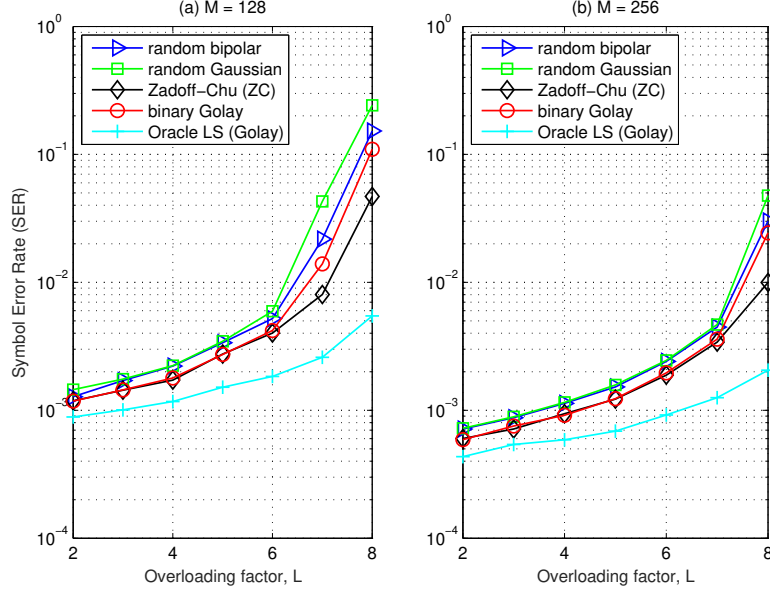


Fig. 11. Symbol error rates (SER) of CS-based joint CE and MUD over the overloading factor L , where $\text{SNR} = 15$ dB, $J = 7$, and $p_a = 0.1$. (a) $M = 128$ ($M_{\text{ZC}} = 127$), (b) $M = 256$ ($M_{\text{ZC}} = 257$).

to ZC sequences, the binary Golay sequences exhibit the similar performance if the overloading factor is low or moderate, e.g., $L \leq 6$. However, if $L > 6$, we observe that the binary Golay sequences have a slight performance degradation compared to ZC sequences, which is due to the higher coherence for large L , as shown in Figure 5.

Figures 12–14 depict the AER, NMSE, and SER over the activity rate p_a , where $L = 4$ and $\text{SNR} = 15$ dB per device. Similar to Figures 9–11, the figures demonstrate that the binary Golay sequences outperform random bipolar and Gaussian sequences. Compared to ZC sequences, they show the similar performance for $p_a \leq 0.15$, but if the activity rate is high ($p_a = 0.2$), the binary Golay sequences have a performance degradation at $M = 128$, which however seems to be mitigated at $M = 256$. It is known that the activity rate of mobile traffic does not exceed 10% even in busy hours [43]. Therefore, Figures 12–14 demonstrate that the binary Golay spreading sequences are sufficiently effective for CS-based joint CE and MUD in uplink grant-free NOMA.

VI. CONCLUSION

In this paper, we have studied a set of binary Golay spreading sequences to be uniquely assigned to overloaded MTC devices for uplink grant-free NOMA. Based on Golay complementary

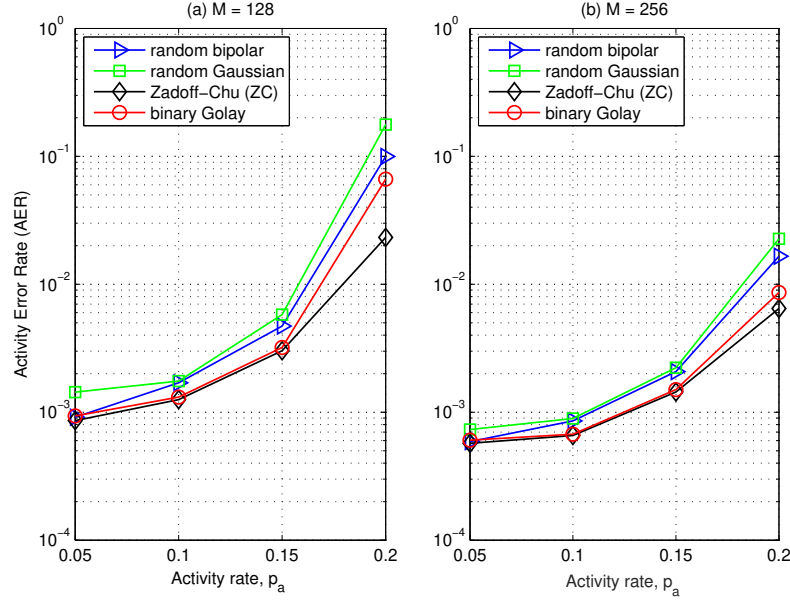


Fig. 12. Activity error rates (AER) of CS-based joint CE and MUD over the activity rate p_a , where SNR = 15 dB, $J = 7$, and $L = 4$. (a) $M = 128$ ($M_{ZC} = 127$), (b) $M = 256$ ($M_{ZC} = 257$).

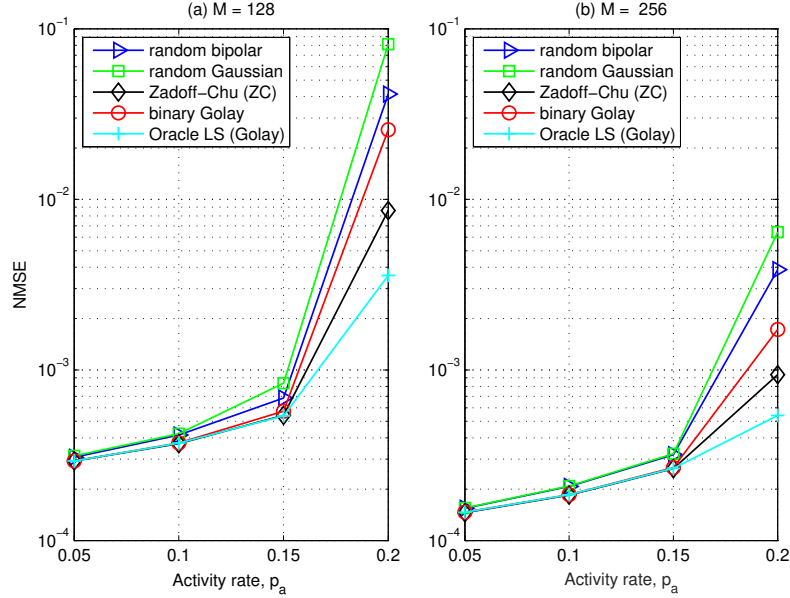


Fig. 13. Normalized mean-squared errors (NMSE) of CS-based joint CE and MUD over the activity rate p_a , where SNR = 15 dB, $J = 7$, and $L = 4$. (a) $M = 128$ ($M_{ZC} = 127$), (b) $M = 256$ ($M_{ZC} = 257$).

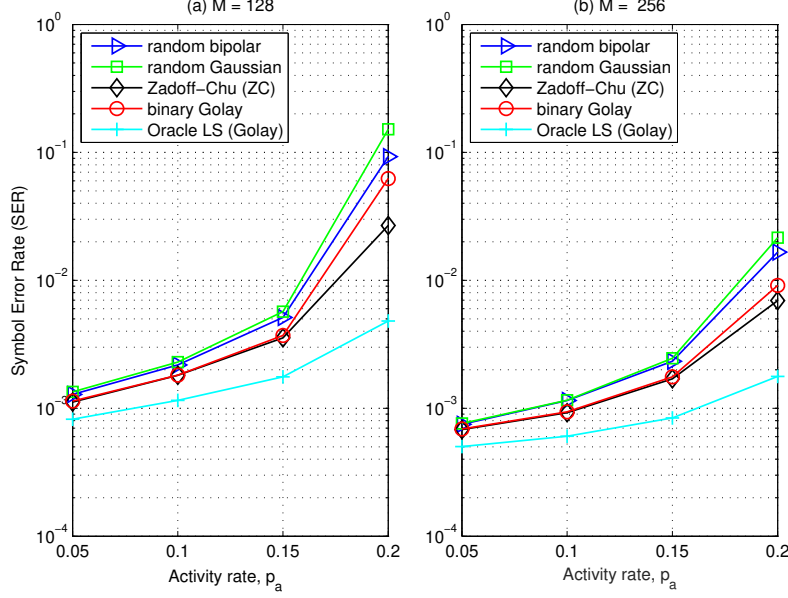


Fig. 14. Symbol error rates (SER) of CS-based joint CE and MUD over the activity rate p_a , where $\text{SNR} = 15$ dB, $J = 7$, and $L = 4$. (a) $M = 128$ ($M_{\text{ZC}} = 127$), (b) $M = 256$ ($M_{\text{ZC}} = 257$).

sequences, each spreading sequence of length $M = 2^m$ provides the PAPR of at most 3 dB for multicarrier transmission. From the perspective of coding theory, each sequence is a second-order coset of the first-order Reed-Muller (RM) codes, where the coset representative is determined by a permutation pattern. Exploiting the theoretical connection, we randomly searched for a set of permutations that provides the corresponding spreading matrix with theoretically bounded low coherence. We conducted a probabilistic analysis to find the minimum number of random trials to obtain the spreading matrix with optimum or sub-optimum coherence. Through this analysis, the coherence of the spreading matrix turned out to be $\mathcal{O}\left(\sqrt{\frac{1}{M}}\right)$ if the overloading factor is not too high.

Simulation results demonstrated that transmitted multicarrier signals spread by the binary Golay sequences have the PAPR of at most 3 dB, which turned out to be significantly lower than those for random bipolar, random Gaussian, and ZC spreading sequences. It is expected that the low PAPR will provide MTC devices with high power efficiency. Moreover, thanks to the low coherence, the binary Golay sequences also exhibited reliable performance of CS-based joint activity detection, channel estimation, and data detection for uplink grant-free NOMA. The sequences outperform random bipolar and Gaussian sequences in terms of AER, NMSE, and

SER, respectively. They also showed the similar performance to ZC sequences for moderate overloading factors and activity rates. In practical implementation, the binary Golay spreading sequences have an advantage over ZC sequences by keeping only two phases regardless of the sequence length, which can be suitable for low cost devices in MTC.

While we successfully presented the binary Golay spreading sequences through random trials, a further research will be fruitful for finding the permutation set in a constructive way. In theory and practice, a constructive solution can make a significant contribution to non-orthogonal spreading sequences for uplink grant-free NOMA. Meanwhile, we may replace a CS-based detector with the technique of deep learning (DL) [44] for joint CE and MUD. Employing the binary Golay spreading sequences, we can train deep neural networks for a DL-based detector, as in other research works [45]–[49], which is our ongoing research topic.

REFERENCES

- [1] T. Taleb and A. Kunz, “Machine type communications in 3GPP networks: Potential, challenges, and solutions,” *IEEE Commun. Mag.*, vol. 50, no. 3, pp. 178-184, Mar. 2012.
- [2] L. Dai, B. Wang, Y. Yuan, S. Han, C.-L. I, and Z. Wang, “Non-orthogonal multiple access for 5G: Solutions, challenges, opportunities, and future research trends,” *IEEE Commun. Mag.*, vol. 53, no. 9, pp. 74-81, Sep. 2015.
- [3] L. Dai, B. Wang, Z. Ding, Z. Wang, S. Chen, and L. Hanzo, “A survey of non-orthogonal multiple access for 5G,” *IEEE Commun. Surveys & Tut.*, vol. 20, no. 3, pp. 2294-2323, 2018.
- [4] Y. C. Eldar and G. Kutyniok, *Compressed Sensing - Theory and Applications*, Cambridge University Press, 2012.
- [5] A. T. Abebe and C. G. Kang, “Iterative order recursive least square estimation for exploiting frame-wise sparsity in compressive sensing-based MTC,” *IEEE Commun. Lett.*, vol. 20, no. 5, pp. 1018-1021, May 2016.
- [6] B. Wang, L. Dai, T. Mir, and Z. Wang, “Joint user activity and data detection based on structured compressive sensing for NOMA,” *IEEE Commun. Lett.*, vol. 20, no. 7, pp. 1473-1476, July 2016.
- [7] C. Wei, H. Liu, Z. Zhang, J. Dang, and L. Wu, “Approximate message passing-based joint user activity and data detection for NOMA,” *IEEE Commun. Lett.*, vol. 21, no. 3, pp. 640-643, Mar. 2017.
- [8] A. Cirik, N. M. Balasubramanya, and L. Lampe, “Multi-user detection using ADMM-based compressive sensing for uplink grant-free NOMA,” *IEEE Wireless Commun. Lett.*, vol. 7, no. 1, pp. 46-49, Feb. 2018.
- [9] Y. Du, C. Cheng, B. Dong, Z. Chen, X. Wang, J. Fang, and S. Li, “Block-sparsity-based multiuser detection for uplink grant-free NOMA,” *IEEE Trans. Wireless Commun.*, vol. 17, no. 12, pp. 7894-7909, Dec. 2018.
- [10] Y. Du, B. Dong, W. Zhu, P. Gao, Z. Chen, X. Wang, and J. Fang, “Joint channel estimation and multiuser detection for uplink grant-free NOMA,” *IEEE Wireless Commun. Lett.*, vol. 7, no. 4, pp. 682-685, Aug. 2018.
- [11] N. Y. Yu, “Multiuser activity and data detection via sparsity-blind greedy recovery for uplink grant-free NOMA,” *IEEE Commun. Lett.*, vol. 23, no. 11, pp. 2082-2085, Nov. 2019.
- [12] S. Litsyn, *Peak Power Control in Multicarrier Communications*, Cambridge University Press, 2007.
- [13] G. Wunder, R. F. H. Fischer, H. Boche, S. Litsyn and J. No, “The PAPR problem in OFDM transmission: New directions for a long-lasting problem” *IEEE Signal Process. Mag.*, vol. 30, no. 6, pp. 130-144, Nov. 2013.

- [14] S. Han and J. H. Lee, "An overview of peak-to-average power ratio reduction techniques for multicarrier transmission," *IEEE Wireless Commun.*, vol. 12, no. 2, pp. 56-65, April 2005.
- [15] K. Yang, Y.-K. Kim, and P. V. Kumar, "Quasi-orthogonal sequences for code-division multiple-access system," *IEEE Inf. Theory*, vol. 46, no. 3, pp. 982-993, May 2000.
- [16] L. Liu, E. G. Larsson, W. Yu, P. Popovski, C. Stefanovic and E. de Carvalho, "Sparse signal processing for grant-free massive connectivity: A future paradigm for random access protocols in the internet of things," *IEEE Signal Process. Mag.*, vol. 35, no. 5, pp. 88-99, Sept. 2018.
- [17] J. Ahn, B. Shim, and K. B. Lee, "EP-based joint active user detection and channel estimation for massive machine-type communications," *IEEE Trans. Commun.*, vol. 67, no. 7, pp. 5178-5189, July 2019.
- [18] J. Ding, D. Qu and J. Choi, "Analysis of non-orthogonal sequences for grant-free RA with massive MIMO," *IEEE Trans. Commun.*, vol. 68, no. 1, pp. 150-160, Jan. 2020.
- [19] X. Shao, X. Chen and R. Jia, "A dimension reduction-based joint activity detection and channel estimation algorithm for massive access," *IEEE Trans. Signal Process.*, vol. 68, pp. 420-435, 2020.
- [20] S. Jiang, X. Yuan, X. Wang, C. Xu, and W. Yu, "Joint user identification, channel estimation, and signal detection for grant-free NOMA," *arXiv:2001.03930v1*, Jan. 2020.
- [21] L. Applebaum, W. U. Bajwa, M. F. Duarte, R. Calderbank, "Asynchronous code-division random access using convex optimization," *Physical Communication*, vol. 5, pp. 129-147, 2012.
- [22] B. Wang, L. Dai, Y. Zhang, T. Mir and J. Li, "Dynamic compressive sensing-based multi-user detection for uplink grant-free NOMA," *IEEE Commun. Lett.*, vol. 20, no. 11, pp. 2320-2323, Nov. 2016.
- [23] Y. Du *et al.*, "Efficient multi-user detection for uplink grant-free NOMA: Prior-information aided adaptive compressive sensing perspective," *IEEE J. Sel. Areas Commun.*, vol. 35, no. 12, pp. 2812-2828, Dec. 2017.
- [24] M. J. E. Golay, "Complementary series," *IRE Trans. Inf. Theory*, vol. IT-7, pp. 82-87, 1961.
- [25] J. A. Davis and J. Jedwab, "Peak-to-mean power control in OFDM, Golay complementary sequences, and Reed-Muller codes," *IEEE Trans. Inf. Theory*, vol. 45, no. 7, pp. 2397-2417, Nov. 1999.
- [26] K. G. Paterson, "Generalized Reed-Muller codes and power control in OFDM modulation," *IEEE Trans. Inf. Theory*, vol. 46, no. 1, pp. 104-120, Jan. 2000.
- [27] Z. Liu, Y. L. Guan, and U. Parampalli, "New complete complementary codes for peak-to-mean power control in multicarrier CDMA," *IEEE Trans. Commun.*, vol. 62, no. 3, pp. 1105-1113, Mar. 2014.
- [28] Y. Li and C. Xu, "ZCZ aperiodic complementary sequence sets with low column sequence PMEPR," *IEEE Commun. Lett.*, vol. 19, no. 8, pp. 1303-1306, Aug. 2015.
- [29] T. Jiang, C. Ni and Y. Xu, "Novel 16-QAM and 64-QAM near-complementary sequences with low PMEPR in OFDM systems," *IEEE Trans. Commun.*, vol. 64, no. 10, pp. 4320-4330, Oct. 2016.
- [30] C. Chen, "Complementary sets of non-power-of-two length for peak-to-average power ratio reduction in OFDM," *IEEE Trans. Inf. Theory*, vol. 62, no. 12, pp. 7538-7545, Dec. 2016.
- [31] S. Wu and C. Chen, "Optimal Z-complementary sequence sets with good peak-to-average power-ratio property," *IEEE Signal Process. Lett.*, vol. 25, no. 10, pp. 1500-1504, Oct. 2018.
- [32] C. Chu, "Polyphase codes with good periodic correlation properties," *IEEE Trans. Inf. Theory*, vol. 18, no. 4, pp. 531-532, Jul. 1972.
- [33] 3GPP TS 36.211 V13.1.0, *Physical Channel and Modulation*, Mar. 2016.
- [34] F. J. MacWilliams and N. J. A. Sloane, *Theory of Error-Correcting Codes*, Amsterdam, The Netherlands: North-Holland, 1986.

- [35] S. Litsyn and A. Yudin, "Discrete and continuous maxima in multicarrier communication," *IEEE Trans. Inf. Theory*, vol. 51, no. 3, pp. 919-928, Mar. 2005.
- [36] E. Candes, J. Romberg, and T. Tao, "Robust uncertainty principle: Exact signal reconstruction from highly incomplete frequency information," *IEEE Trans. Inf. Theory*, vol. 52, no. 2, pp. 489-509, Feb. 2006.
- [37] A. M. Tillmann and M. E. Pfetsch, "The computational complexity of the restricted isometry property, the nullspace property, and related concepts in compressed sensing," *IEEE Trans. Inf. Theory*, vol. 60, no. 2, pp. 1248-1259, Feb. 2014.
- [38] J. Chen and X. Huo, "Theoretical results on sparse representations of multiple-measurement vectors," *IEEE Trans. Signal Process.*, vol. 54, no. 12, pp. 4634-4643, Dec. 2006.
- [39] M. E. Davies and Y. C. Eldar, "Rank awareness in joint sparse recovery," *IEEE Trans. Inf. Theory*, vol. 58, no. 2, pp. 1135-1146, Feb. 2012.
- [40] A. Pott, P. V. Kumar, T. Helleseth, D. Jungnickel, *Difference Sets, Sequences and Their Correlation Properties*, NATO Science Series C, vol. 542, Springer Science+Business Media, 1999.
- [41] D. V. Sarwate, "Bounds on crosscorrelation and autocorrelation of sequences," *IEEE Trans. Inf. Theory*, vol. IT-25, no. 6, pp. 720-724, Nov. 1979.
- [42] J. A. Tropp, A. C. Gilbert, and M. J. Strauss, "Algorithms for simultaneous sparse approximation. Part I: Greedy pursuit," *Signal Process.*, vol. 86, pp. 572-588, Apr. 2006.
- [43] J.-P. Hong, W. Choi, and B. D. Rao, "Sparsity controlled random multiple access with compressed sensing," *IEEE Trans. Wireless Commun.* vol. 14, no. 2, pp. 998-1010, Feb. 2015.
- [44] I. Goodfellow, Y. Bengio, and A. Courville, *Deep Learning*, Cambridge, MA, USA: MIT Press, 2016.
- [45] M. Borgerding, P. Schniter, and S. Rangan, "AMP-inspired deep networks for sparse linear problems," *IEEE Trans. Signal Process.*, vol. 65, no. 16, pp. 4293-4308, Aug. 2017.
- [46] H. Ye, G. Y. Li, B.-H. Juang, "Power of deep learning for channel estimation and signal detection in OFDM systems," *IEEE Wireless Commun. Lett.*, vol. 7, no. 1, pp. 114-117, Feb. 2018.
- [47] Y. Bai, B. Ai, and W. Chen, "Deep learning based fast multiuser detection for massive machine-type communication," *arXiv:1807.00967v1*, Jul. 2018.
- [48] H. He, C.-K. Wen, S. Jin, and G. Y. Li, "Deep learning-based channel estimation for beamspace mmWave massive MIMO systems," *IEEE Wireless Commun. Lett.*, vol. 7, no. 5, pp. 852-855, Oct. 2018.
- [49] C. Chun, J. Kang and I. Kim, "Deep learning-based joint pilot design and channel estimation for multiuser MIMO channels," *IEEE Commun. Lett.*, vol. 23, no. 11, pp. 1999-2003, Nov. 2019.