

# Dynamical Complex Network Models of the Turbulent Cascade

Ö. D. Gürçan

*Laboratoire de Physique des Plasmas, CNRS, Ecole Polytechnique, Sorbonne Université,  
Université Paris-Saclay, Observatoire de Paris, F-91120 Palaiseau, France*

Cascade models based on dynamical complex networks are proposed as models of turbulent energy cascade. Taking the usual shell model as the initial regular lattice with only nearest neighbor interactions, small world network models are setup either by randomly replacing some of the existing local interactions by nonlocal ones, or simply by adding nonlocal interactions on top of the existing local ones. The models are then evolved over time, both by solving for the shell variable for velocity using an arbitrary network generalization of the shell model evolution and by rewiring the network each time from the original lattice in regular time intervals. This results in a more intermittent time evolution with larger variations of the wave-number spectrum. It also results in an actual increase in intermittency as computed from the fitted exponents of structure functions as computed from these models. It appears that the intermittency increases as the ratio of random nonlocal connections to local nearest neighbor connections increases.

Turbulence is a duality of chaotic disorder and hierarchical organization across a large range of scales in the evolution of a fluid-like quantity. As such, it has common aspects with other self-organizing complex systems commonly described using networks. The usual example of a three dimensional fluid mixed at some scale and dissipated at small scales gives rise to the picture of the cascade[1], which can be described using simplified models including shell models[2], differential approximation models[3] or closures[4]. While turbulence is a well established field, and networks are everywhere in modern nonlinear science[5], the detailed connection between turbulence and networks is an emerging field with many open questions.

Here we propose a formulation of the turbulent cascade using dynamical complex networks by generalizing the GOY model[6] to an arbitrary network and separating the construction and evolution of the network from that of the spectrum. This allows the exploration of different strategies of random rewiring of a regular lattice in order to form nontrivial small-world networks[7] on which the turbulence can develop.

Consider a shell model of turbulence [2] with arbitrary range interactions for three dimensional turbulence. Using a set of wave-vectors  $k_n = k_0 g^n$ , where  $g$ , the logarithmic scaling factor is usually taken to be  $g = 2$ , the model can be written as follows:

$$\partial_t u_n = i\alpha_m \left[ a_n^m u_{n+m}^* u_{n+m+1}^* + b_n^m u_{n+1}^* u_{n-m}^* + c_n^m u_{n-1}^* u_{n-1-m}^* \right] \quad (1)$$

where, in order to represent 3D turbulence, the interaction coefficients can be written as  $a_n^m = M_{n,n+m,n+m+1}$ ,  $b_n^m = M_{n,n-m,n+1}$  and  $c_n^m = M_{n,n-1-m,n-1}$  with:

$$M_{n,\ell,\ell'} = \begin{cases} k_\ell + k_{\ell'} & \text{if } n < \ell \\ -((-1)^{n-\ell} k_\ell + k_{\ell'}) & \text{if } \ell < n \end{cases} \quad (2)$$

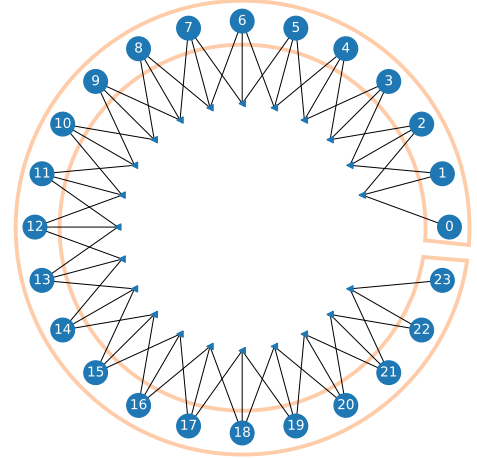


Figure 1. The regular lattice of the GOY model. Apart from the end nodes, all the nodes are connected to three triads and each triad is basically connected to the three nodes that are closest to them. While topologically not a ring, the lattice is shown in a circular representation in order to save space and connect to earlier works.

Here  $m$  is the range of interaction (i.e.  $m = 1$  gives us the usual GOY model), and  $\alpha_m$  is an arbitrary constant that depend on  $m$ , which represents the average contribution from the geometric factor. Here we will choose  $\alpha_m = g^{-m}$  because of the basic scaling of the geometric factor (see for example [8]). Note that  $M$  is not symmetrized with respect to the exchange of its indices, but instead  $\ell < \ell'$  is assumed in (2). This choice allows conservation of energy and helicity, since  $M_{n,n+m,n+m+1} + M_{n+m,n,n+m+1} + M_{n+m+1,n,n+m} = 0$  and  $k_n M_{n,n+m,n+m+1} + (-1)^m k_{n+m} M_{n+m,n,n+m+1} + (-1)^{m+1} k_{n+m+1} M_{n+m+1,n,n+m} = 0$ .

Note that the three terms in (1) come from the three triadic interactions that have the same form but shifted with respect to one another. The first term proportional to  $a_n^m$  describes the interaction between the shells  $n$ ,  $n+m$  and  $n+m+1$ . The last two terms proportional to

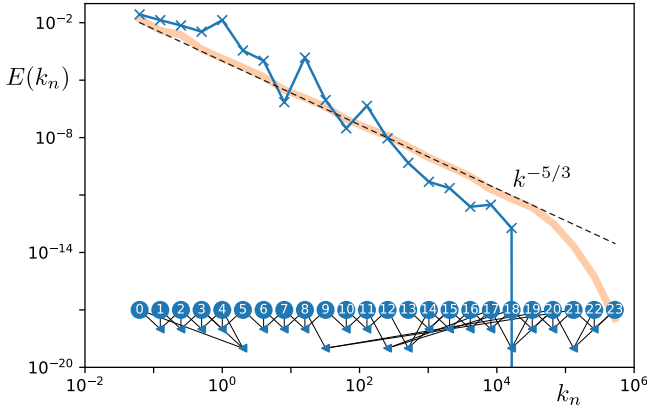


Figure 2. Wave number spectrum for the WS network, generated with  $p = 0.4$ ,  $p_f = 0.5$ , compared with the GOY model shown with thick orange (if in color) line. Nodes 5, 9, 10, 12 and 13 are missing connections which results in formation of peaks or wells. The fact that energy can go to dissipative range through non-local connections makes the spectrum fall off rapidly at around  $10^4$ . Here  $N = 24$ ,  $k_0 = 2^{-2}$ ,  $\nu = 10^{-8}$  and  $f_n = (\delta_{n1}\xi_1 + \delta_{n2}\xi_2) 10^{-2}$ , where  $\xi_i$  are random variables with a correlation time of  $10^{-2}$ . The spectra are integrated up to  $t = 5 \times 10^3$  and average over  $t = [3 - 5] \times 10^3$  are shown.

$b_n^m$  and  $c_n^m$  are the same interaction where all the wave-numbers are shifted by  $-m$  and  $-m - 1$  respectively. This allows us to consider different terms in terms of undirected triadic interactions.

The standard GOY model corresponds to the case  $m = 1$ , which represents only “nearest neighbor” triadic interactions (see figure 1). In particular if we choose  $g = 2$ , (2) implies  $a_n^1 = 6k_n$ ,  $b_n^1 = -3k_n/2$  and  $c_n^1 = -3k_n/4$ , and absorbing the prefactor 6 into the arbitrary constant  $\alpha$  results in the usual choice of  $a_n = k_n$ ,  $b_n = -k_{n-1}/2$  and  $c_n = -k_{n-2}/2$  of Ref. 6. Therefore we can take the standard GOY model as a regular “lattice” of  $N$  nodes where each node is connected to three triads that represent nearest neighbor interactions.

*Watts-Strogatz model:-* There is a total of  $N - 2$  triads in the regular lattice of the GOY model with  $N$  nodes. In order to create a partially randomized network that include non-local interactions, we can go over this list of triads and replace the local triad  $(n, n + 1, n + 2)$  with a nonlocal one, with either forward, [i.e.  $(n, n + m, n + m + 1)$ ] or a backward [i.e.  $(n, n - m, n - 1)$ ] coupling with a probability  $p$ , where  $m$  itself is a random number between 2 and  $N - n - 2$  for the forward or between 3 and  $n - 2$  for the backward coupling. We can choose the interaction to be forward with a probability  $p_f$  or otherwise backward. This basic algorithm to construct, a *small world shell model*, is very similar to the one by Watts and Strogatz [9] except that the topology of the initial lattice is not a ring, but a line (i.e. the last node is not connected back to the first, therefore we need to distinguish between forward

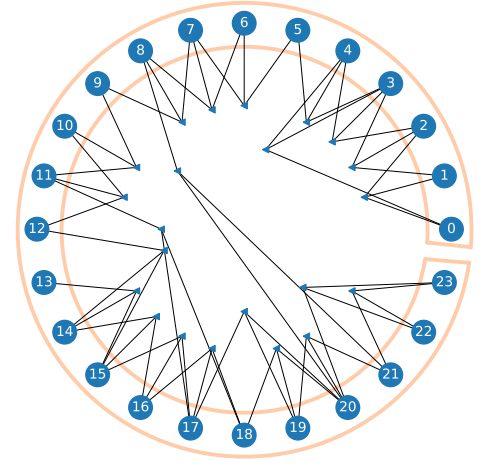


Figure 3. The small world network of the WS model, generated with  $p = 0.4$ ,  $p_f = 0.5$ . Note that this is the same network as the one in Figure 2 with less than three connections at nodes 5, 9, 10, 12 and 13.

and backward connections), and the connections are not lines, but triadic interactions. Nonetheless, we call this the Watts-Strogatz model, or WS.

Having the list of triads thus revised, we can recompute the list of interactions  $\mathbf{i}_n = \{\ell', \ell''\}$  and the interaction coefficients (i.e. weights)  $M_{n,\ell,\ell'}$  for each node based on all the triads that connect to it. The idea is to go over the list of triads, and for example when treating the triad  $(n, n + m, n + m + 1)$ , add the three interactions  $\mathbf{i}_n = \{n + m, n + m + 1\}$ ,  $\mathbf{i}_{n+m} = \{n, n + m + 1\}$  and  $\mathbf{i}_{n+m+1} = \{n, n + m\}$  to the list of interactions, with the corresponding interaction coefficients  $M_{n,n+m,n+m+1}$ ,  $M_{n+m,n,n+m+1}$  and  $M_{n+m+1,n,n+m}$  respectively. As a result, one may have more or less crowded nodes which are connected to more than three triads, or only one or two triads, involving local and non-local interactions. However since the contributions from each triad to all its three nodes are always considered, the conservation laws are automatically respected. The model goes from the regular shell model with local interactions for  $p = 0$  to a cascade model with random scale interactions for  $p = 1$ . In contrast,  $p_f$  does not play an important role in the network topology.

Once the network is constructed, time evolution of the node variables  $u_n$  can be written as:

$$(\partial_t + \nu k_n^2) u_n = \sum_{\ell', \ell'' = \mathbf{i}_n} M_{n,\ell,\ell'} u_\ell^* u_{\ell'}^* + f_n, \quad (3)$$

where  $\mathbf{i}_n$  is the list of interaction pairs for the  $n$ th node, and  $M_{n,\ell,\ell'}$  is the coefficient for that interaction,  $\nu$  is kinematic viscosity while  $f_n$  is (usually localized and random) forcing.

A single instance of the network, run for a certain number of time steps is not a particularly interesting exercise. The result relies on initialization and how the network

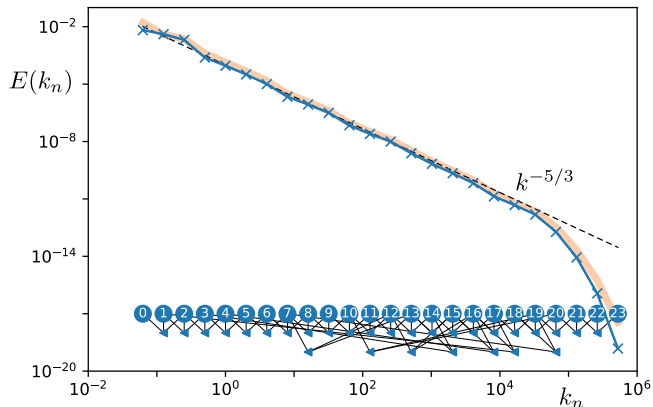


Figure 4. Wave number spectrum for the NW network, generated with  $p = 0.4$ ,  $p_f = 1.0$  compared with the GOY model. All the nodes have at least 3 connections therefore no barriers appear. Also the additional connections dissipative range make the spectrum fall off a bit faster. Parameters and run times are the same as in figure 2.

is wired. It would be expected to give a considerably rugged version of the shell model result for the wave number spectrum, (see for example Figure 2) with barriers around nodes that are missing connections. Furthermore each time the network is rewired, the details of how it deviates from the regular shell model result would change. Figure 3 shows the particular wiring in more detail that leads to the spectrum shown in figure 2. Notice that since nodes 5, 9, 10, 12 and 13 are missing connections, the energy has difficulty going through those nodes via forward cascade, normally favored by three dimensional Navier Stokes turbulence. In fact, if the network becomes completely disconnected, that node would act as a barrier for the cascade process. This is rather unsatisfactory since individual connections become too important for the realization of the overall cascade.

A good alternative is to rewire the network in regular time intervals as the system evolves in time. It would make sense, for example, to define a rewiring time scale  $\Delta t$  in addition to the correlation time  $\delta t$  of the forcing function  $f_n$ , and rewire the whole network in  $\Delta t$  time intervals and run the model for a long enough time  $t \gg \Delta t$  in order to obtain good statistics. Various interesting aspects related to shell models, such as intermittency etc. can be studied in such a formulation. Note that in order to not completely randomize the network in a few time steps, we apply the WS strategy on the original network and not the modified one at  $t$  in order to obtain the network structure at  $t + \Delta t$ .

*Newman-Watts model:-* Newman and Watts proposed an alternative algorithm for constructing a similar partially random network[10]. It translates to shell models as going over each node, and simply adding a non-local triad with probability  $p$  (and nonlocality range  $m$  uniformly random between 2 and  $N-n-2$  for the forward

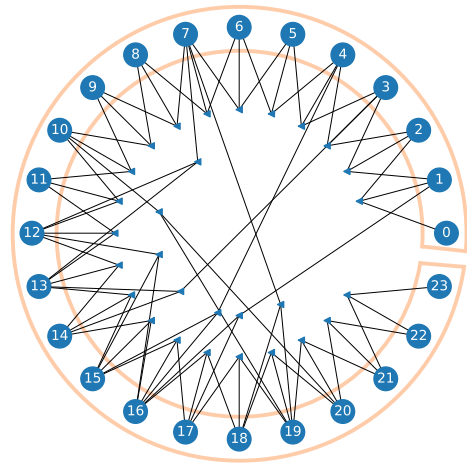


Figure 5. The small world network of the NW model, generated with  $p = 0.4$ ,  $p_f = 1.0$ , which is the same network as the one in Figure 4.

and between 3 and  $n - 2$  for the backward interaction, and a probability  $p_f$  of having a forward interaction), instead of replacing the original triad. We call this, the Newman-Watts strategy or NW for short. The steady-state wave-number spectrum on a network obtained by this algorithm is shown in figure 4, where the network itself is shown in figure 5. Note that since the algorithm simply adds connections and the interaction coefficients for those nonlocal connections go down as  $g^{-m}$ , the result is very similar to GOY.

The primary advantage of the NW is that it keeps the basic structure of the underlying regular local lattice. This allows the basic local transfers to always be present, giving a more realistic steady state spectrum. In any case, the more relevant formulation of the model is not a single network instance but a dynamically rewired one as in WS, since this allows good statistics over a large number of different realizations as the network evolves.

*Bipartite Networks of Wave-numbers and Triads for Describing Turbulence:-* The discussion of dynamical complex network models above is based on interactions between nodes and pairs of nodes. In this formulation each interaction is represented by a triad, and we talk about nodes that are connected to triads. Even the graphical representations of networks in figures 2-4 show triads explicitly instead of simply lines that split into two. This is indeed on purpose, and is a hint at the underlying nature of networks that appear in spectral description of turbulence. These networks are in fact bipartite networks between nodes that represent wave-numbers or wave-number domains and those that represent triads, where each triad has three connections. Bipartite networks are networks that exclusively connect two separate kinds of nodes: In this case “wave-number nodes” and “triad nodes”. It is also important to note that there are no direct connections between wave-number nodes or

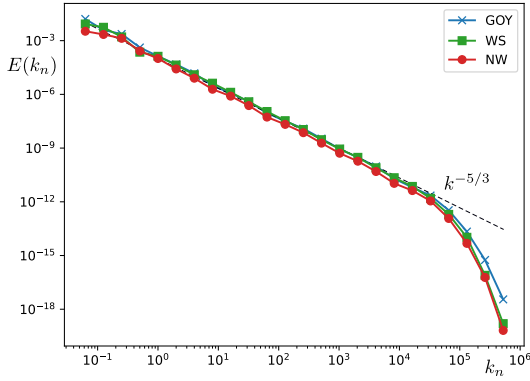


Figure 6. The resulting steady state spectra from the dynamical complex network models WS and NW compared with that of the GOY model, showing that all three models basically capture the  $k^{-5/3}$  spectrum that we expect, while NW is very slightly lower in amplitude as opposed to the other two probably as a result of its extra connections, and therefore higher transfer efficiency. The parameters for these runs are discussed in the text.

triad nodes by themselves. All the connections are with the opposite kind.

This perspective allows us to transform networks where nodes are connected to pairs of nodes (kind of complicated objects from graph theory point of view), into a simpler and well known class of bipartite networks. This means that we can for example start to ask common questions in study of network topologies such as average distance, or clustering coefficients or degree distributions. In fact, using these concepts we can use a standard network package such as networkx[11], to manipulate and visualize those networks. For instance we can compute closeness centrality of each node in order to estimate its role in the cascade process.

**Results:-** Here we focus on the results from the dynamical network models discussed in the previous section, which are rewired according to either WS or NW in regular intervals of  $\Delta t$ . Unlike the static cases shown in Figures 2-5, there is not a big difference between WS and NW in terms of the steady state spectra, since an evolving network moves around its barriers (i.e. nodes with less than 3 connections), and as a result, allows energy transfer, more easily. All the results shown in this section have  $N = 24$ ,  $k_0 = 2^{-2}$ ,  $\nu = 10^{-8}$  and  $f_n = (\delta_{n1}\xi_1 + \delta_{n2}\xi_2) 10^{-2}$ , where  $\xi_i$  are random variables with a correlation time of  $\delta t = 10^{-2}$  and a network correlation time  $\Delta t = 10^{-2}$ . The spectra that are shown in figure 6 have been integrated up to  $t = 5 \times 10^3$  and are averaged over  $t = [3 - 5] \times 10^3$ .

The initial phase of the time evolution for different models can be seen in Figure 7. Here, the nodes with less than three connections act as barriers in the static WS case. This results in a slower buildup and a very noisy final spectrum as shown in figure 2. In contrast,

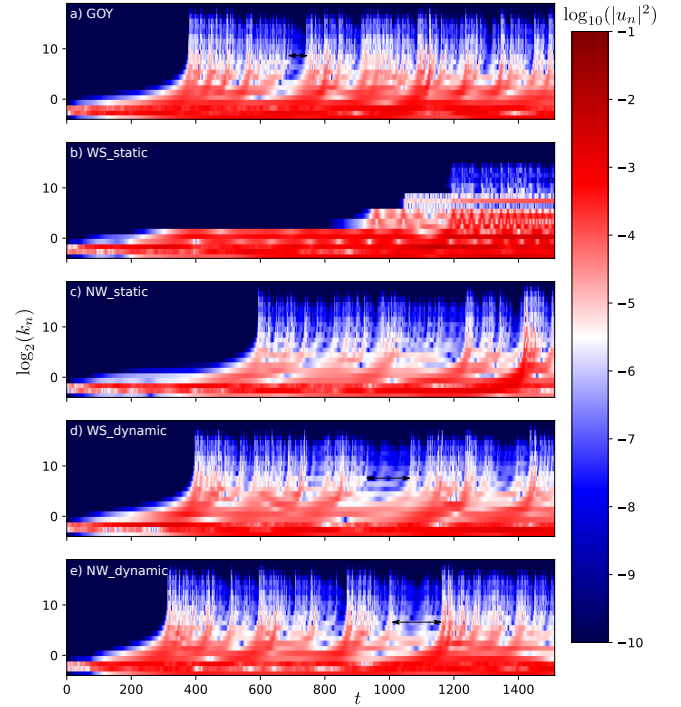


Figure 7. Time evolution of the wave number spectrum, up to  $t = 1500$  for a) GOY model, b) static WS network (figures 2 and 3), c) static NW network (figures 4 and 5), d) dynamic WS network, e) dynamic NW network. Here the  $x$  axis is the time, and the  $y$  axis is the  $\log_2(k_n) = n - 2$ . Barriers that we see in b) are due to nodes with missing connections. It is interesting that while both (b) and (c) are slower to settle to the steady state than (a), both (d) and (e) are faster or same. It also seems that (c), (d) and (e) all have slightly different dynamics from (a) in that they seem to spend more time with energy localized mainly at large scales, which appear as blue gaps around  $\log_2(k_n) \approx 10$ . We see these gaps for instance between  $t = 1000$  and  $t = 1200$  in (e) and  $t = 900$  and  $t = 1050$  in (d). The equivalent gap we see in (a) around  $t = 650$  is much narrower in comparison.

in the static NW case, non-local connections weaken the initial broadening of the energy spectrum around the production region by coupling directly to small scales that are strongly dissipative. This results in a slower buildup as well. However since there are no barriers in NW, the final state is roughly the same with that of GOY. In contrast, since the network evolution time scale  $\Delta t = 10^{-2}$  is much faster compared to the time it requires to reach steady state, evolving network acts as a halo connecting all the nodes to one another, speeding up the redistribution of energy. Changing  $\Delta t$  has a nontrivial impact on the dynamics of WS, but not so for NW. Since WS has barriers, how long those stay in one place affects the dynamics. We don't show a  $\Delta t$  scan here explicitly, but this can be seen from the difference between the static (i.e.  $\Delta t \rightarrow \infty$ ) vs. dynamic network versions of the WS shown in figure 7.

Another interesting tool in understanding the dynamical



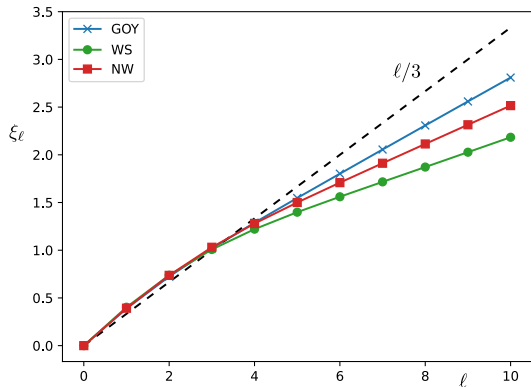


Figure 8. Intermittency in dynamical complex network models. It seems that intermittency increase as the ratio of random non-local connections to local nearest neighbor connections increase. NW increase this ratio by adding non-local interactions, whereas WS increase it further since it also removes local connections as it adds non-local ones.

ics of the turbulent cascade is the structure function. It gives information about the scale by scale distribution of various statistical features of the flow field beyond the energy spectrum. The shell model equivalent of the  $\ell$ th order structure function can be written as  $S_\ell^n = \langle |u_n|^\ell \rangle$  where the average is to be computed over time for practical reasons. Assuming that it has a power law form:  $S_\ell^n \propto k_n^{-\xi_\ell}$ , one can obtain  $\xi_\ell$  by considering  $y_\ell = \log_{10}(S_\ell^n)$ , and  $x = \log_{10}(k_n)$  and making a linear regression to compute  $y_\ell = a_\ell + b_\ell x$ , so that  $\xi_\ell \approx -b_\ell$ . When we plot this as a function of  $\ell$  as in figure 8, its deviation from the theoretical estimate,  $\xi_\ell = \frac{\ell}{3}$  [note that for  $S_2^n \rightarrow E_n = k_n^{-2/3}$ , this gives  $E(k_n) = E_n/k_n = k_n^{-5/3}$ ] gives us an indication about the intermittency of the system. Somewhat expectedly, the intermittency increases when the ratio of nonlocal to local connections increase.

Note that the GOY model is rather successful in capturing the basic features of intermittency correctly[12, 13], probably due to instanton dynamics[14]. Therefore including non-local interactions that rewire randomly in order to increase its intermittency is not particularly useful. However there are other models[15–17], more complex than the GOY model, which can address various aspects of turbulence, including anisotropy, but are lacking intermittency corrections. It would be interesting to devise similar modifications for these models.

**Conclusion:-** We have introduced complex network models as a generalization of the GOY model to arbitrary networks, where the shells represent nodes and the network consist of connections between those nodes. This structure can be identified as a bipartite network between wave-number nodes and triad nodes, where each triad is connected to three different wave-number nodes. The approach allows to decouple the setting up or the evolution of the network topology from the evolution of the node

variables  $u_n(t)$  on the network.

We have discussed two basic strategies of network wiring based on replacing existing local interactions by nonlocal ones (WS), or adding nonlocal interactions (NW). When the network is dynamically rewired from an original regular lattice with a time step  $\Delta t$ , we find that for  $\Delta t \sim \delta t$ , where  $\delta t$  is the correlation time of the forcing, we get almost exactly the same  $k$ -spectrum but slightly higher intermittency observable both in terms of temporal dynamics (i.e. appearance of larger gaps in time evolution), and computed properly using deviation of the scaling of higher order structure functions from Kolmogorov theory. We find that in particular for the WS case, how fast the network evolves plays an important role in both the dynamics and in the final steady state result. Since WS can have wave-number nodes with a degree less than 3, it can produce barriers for the energy cascade, and how long those barriers remain in one place is detrimental to the evolution of the spectrum.

Various obvious ideas, such as the use of strategies that lead to scale-free networks have been left to future studies. We believe that focusing on the formulation and considering a few simple strategies allows us to perform a more detailed study and present a more coherent picture of the connection between turbulence and networks.

**Acknowledgements:-** I would like to thank Prof. W.-C. Müller for fruitful discussions during my visit to TUB.

- 
- [1] U. Frisch, *Turbulence: The Legacy of A. N. Kolmogorov* (Cambridge University Press, Cambridge, 1995).
  - [2] L. Biferale, Ann. Rev. Fluid Mech. **35**, 441 (2003).
  - [3] C. E. Leith, *The Physics of Fluids* **10**, 1409 (1967).
  - [4] M. Lesieur, *Turbulence in Fluids*, third edition ed. (Kluwer, Dordrecht, 1997).
  - [5] A.-L. Barabasi, *Nature Physics* **8**, 14 (2011).
  - [6] K. Ohkitani and M. Yamada, Progress of Theoretical Physics **81**, 329 (1989).
  - [7] M. E. J. Newman, *SIAM Review* **45**, 167 (2003).
  - [8] F. Plunian and R. Stepanov, New Journal of Physics **9**, 294 (2007).
  - [9] D. J. Watts and S. H. Strogatz, *Nature* **393**, 440 (1998).
  - [10] M. E. J. Newman and D. J. Watts, *Phys. Rev. E* **60**, 7332 (1999).
  - [11] A. A. Hagberg, D. A. Schult, and P. J. Swart, in *Proceedings of the 7th Python in Science Conference*, edited by G. Varoquaux, T. Vaught, and J. Millman (Pasadena, CA USA, 2008) pp. 11 – 15.
  - [12] R. Benzi, L. Biferale, and G. Parisi, Physica D: Nonlinear Phenomena **65**, 163 (1993).
  - [13] D. Pisarenko, L. Biferale, D. Courvoisier, U. Frisch, and M. Vergassola, Physics of Fluids A **5**, 2533 (1993).
  - [14] A. A. Mailybaev, *Phys. Rev. E* **86**, 025301 (2012).
  - [15] Ö. D. Gürçan, *Phys. Rev. E* **95**, 063102 (2017).
  - [16] Ö. D. Gürçan, *Phys. Rev. E* **97**, 063111 (2018).
  - [17] Ö. D. Gürçan, S. Xu, and P. Morel, *Phys. Rev. E* **100**, 043113 (2019).