

Computational Performance of a Germline Variant Calling Pipeline for Next Generation Sequencing

Jie Liu¹, Xiaotian Wu¹, Kai Zhang², Bing Liu², Renyi Bao², Xiao Chen²,
Yiran Cai², Yiming Shen², Xinjun He², Jun Yan², and Weixing Ji¹

¹School of Computer Science & Technology, Beijing Institute of Technology, Beijing, China

²Nanjing YiGenCloud Institute, Nanjing, China

Abstract—With the booming of next generation sequencing technology and its implementation in clinical practice and life science research, the need for faster and more efficient data analysis methods becomes pressing in the field of sequencing. Here we report on the evaluation of an optimized germline mutation calling pipeline, HummingBird, by assessing its performance against the widely accepted BWA-GATK pipeline. We found that the HummingBird pipeline can significantly reduce the running time of the primary data analysis for whole genome sequencing and whole exome sequencing while without significantly sacrificing the variant calling accuracy. Thus, we conclude that expansion of such software usage will help to improve the primary data analysis efficiency for next generation sequencing.

Index Terms—Next generation sequencing, variant calling, germline mutation, genomics

I. INTRODUCTION

Next generation sequencing has revolutionarily changed the way of basic life science research and clinical practice for cancer, infectious and genetic diseases [1], [2]. Population based large scale sequencing at national level helped to collect baseline variation information for various genetic traits from healthy and susceptible individuals [3]–[6]. With rapid increase of the output from new sequencing technologies and the gradual decrease of per base sequencing cost, whole genome sequencing and whole exome sequencing have migrated from national and multi-national research projects to daily practical clinical applications especially in the field of cancer and genetic disease diagnostics [5], [7], [8]. As it is the inherited character for next generation sequencing, the initial deposition of large amount sequencing data provided not only immediate assistances needed for its requisition, but also a rich data resource for further exploration.

BWA is a widely accepted tool for aligning sequencing reads to a reference genome [9], [10]. In particularly, BWA consists of three different algorithms: BWA-backtrack, BWA-SW and BWA-MEM. BWA-MEM is the optimized algorithm for short reads mapping. Even though BWA implements thread-level parallelism, it takes a long time for large-scale datasets. To solve this problem, many researchers used different strategies such as Hadoop, Spark, MPI to accelerate BWA [11]–[13], it is still hard to reach the goal that one uses acceptable hardware resources.

Corresponding authors: Weixing Ji(jwx@bit.edu.cn) and Xinjun He(xinjun.he@yigencloud.cn).

The Genome Analysis Toolkit (GATK) is a set of bioinformatic tools for analyzing high-throughput sequencing (HTS) and variant call format (VCF) data [14], [15]. The toolkit is well established for germline short variant discovery from whole genome and exome sequencing data. In this study, we used GATK 4.1.2.0 as the benchmark to evaluate the performance of HummingBird pipeline.

elPrep is a high-performance tool for preparing sequencing reads for variant calling in a sequencing pipeline [16]–[18]. It contains optimized sequencing reads preparation steps including reads sorting, duplicates marking and base quality recalibration. elPrep prepares sequencing reads and produces identical results as SAMtools [19]–[21] and Picard [22]. elPrep can be run in multithread and entirely in memory, thus avoiding repeated file I/O and significantly reducing running time for sequencing reads preparation.

The power of next generation sequencing is to collect as much genetic information as possible from sequenced samples; the large amount of data generated thus require computationally intensive method by professional bioinformaticians to extract the genetic information initially looked for. However, it usually takes up to a few days to process a whole genome sequencing data and costs unacceptably long time when there are a large number of samples with standard BWA [9], [10] for alignment and the Genome Analysis Toolkit (GATK) from Broad Institute for short variant calling for primary data analysis [14], [15], [23]. Thus, more reliable, efficient and reproducible sequencing data analysis tools are needed to meet the needs of a speedy variant calling [24], [25].

In this paper, we developed HummingBird pipeline which can reduce the clock time for germline variant calling without significantly sacrificing the variant calling accuracy. Here we evaluated a germline mutation calling pipeline, HummingBird pipeline, that was developed by YiduCloud (Beijing) company, and reported that HummingBird is a fast and accurate mutation calling pipeline that can be expanded for sequencing data analysis.

The rest of the paper is organized in this way: Section 2 compares BWA-GATK and HummingBird in methodology; Section 3 analyzes the results of BWA-GATK and HummingBird under different sample sets; the conclusions are given in Section 4.

TABLE I
INFORMATION OF DATASETS USED IN THIS STUDY

Sample Name	Type	Clean Reads Files	Clean Reads #	Clean Reads File Size
NIST7035_L001	WES	NIST7035_TAAGGCGA_L001_R1_001_trimmed.clean.fq.gz	19612287	1.5G
		NIST7035_TAAGGCGA_L001_R2_001_trimmed.clean.fq.gz	19612287	1.5G
NIST7035_L002	WES	NIST7035_TAAGGCGA_L002_R1_001_trimmed.clean.fq.gz	19985481	1.5G
		NIST7035_TAAGGCGA_L002_R2_001_trimmed.clean.fq.gz	19985481	1.6G
NIST7086_L001	WES	NIST7086_CGTACTAG_L001_R1_001_trimmed.clean.fq.gz	20900829	1.6G
		NIST7086_CGTACTAG_L001_R2_001_trimmed.clean.fq.gz	20900829	1.6G
NIST7086_L002	WES	NIST7086_CGTACTAG_L002_R1_001_trimmed.clean.fq.gz	21242748	1.6G
		NIST7086_CGTACTAG_L002_R2_001_trimmed.clean.fq.gz	21242748	1.7G
SRR098401	WES	SRR098401_1.clean.fq.gz	80253885	5.1G
		SRR098401_2.clean.fq.gz	80253885	5.3G
SRR742200	WES	SRR742200_1.clean.fq.gz	24576684	2.0G
		SRR742200_2.clean.fq.gz	24576684	2.0G
SRR098359	WES	SRR098359_1.clean.fq.gz	60017306	3.7G
		SRR098359_2.clean.fq.gz	60017306	4.1G
SRR768308	WGS	SRR768308_1.clean.fq.gz	69675029	5.5G
		SRR768308_2.clean.fq.gz	69675029	5.9G
ERR091571	WGS	ERR091571_1.clean.fq.gz	196150792	15.0G
		ERR091571_1.clean.fq.gz	196150792	16.0G
NA12878_1000G	WGS	NA12878_merge1_1000G.clean.R1.fq.gz	741582047	32.0G
		NA12878_merge1_1000G.clean.R2.fq.gz	741582047	33.0G
NA12878_NIST	WGS	NA12878_merge2.R1.clean.fq.gz	236287755	23.0G
		NA12878_merge2.R2.clean.fq.gz	236287755	25.0G
ERR262997	WGS	ERR262997.R1.clean.fq.gz	593216693	49.0G
		ERR262997.R2.clean.fq.gz	593216693	50.0G

II. EVALUATION METHODOLOGY

HummingBird pipeline is such an endeavor developed to reduce the clock time for germline variant calling by optimizing the standard BWA-GATK software interaction with maximizing the usage of hardware. As in commonly accepted BWA-GATK pipeline, the HummingBird pipeline is built with a modified BWA alignment algorithm (HB-BWA) but preserving the underlying mathematical model. The mapped sequence reads in bam files are further piped into elPrep software [16]–[18], a tool kit written in GO, that outputs sorted, duplication marked and recalibrated sequence reads, which is next processed with an optimized, C++ based GATK HaplotypeCaller (HB-HaplotypeCaller) for variant calling.

We assessed the efficiency of HummingBird pipeline by using a serial publicly available datasets. The datasets used in this paper included 12 whole genome/exome sequencing data files from NCBI/EBI database (Table 1). Table 2 shows the download links for the datasets. The raw reads of these datasets were processed with fastp [26] software to remove low quality reads. Figure 1 presents the major steps of HummingBird and BWA-GATK pipelines. The benchmarking BWA-GATK procedure first maps the sequencing reads by BWA MEM 0.7.17 to human hg19 reference genome, and then with SAMtools 1.9 for indexing, GATK 4.1.2.0 SortSam, MarkDuplicates, BaseRecalibrator and ApplyBQSR to perform sequencing reads sorting, duplicates marking and base recalibration. After the sequence reads have been prepared, GATK 4.1.2.0 HaplotypeCaller was used for variant calling. Both pipelines were run on a x86_64 standalone server with Intel(R) Xeon(R) Gold 6254 CPU*2 @ 3.10GHz, 72 threads, 256GB memory and a 1.5TB SSD hard drive.

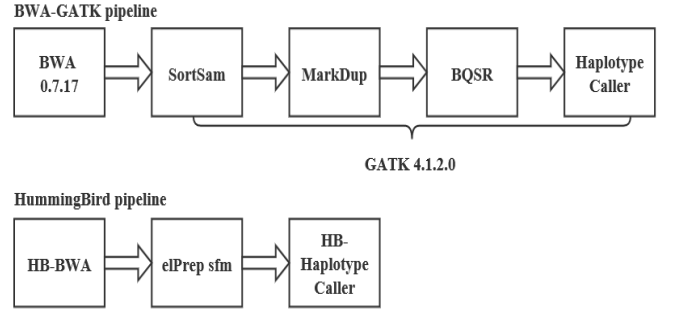


Fig. 1. Major steps of BWA-GATK pipeline and HummingBird pipeline. BWA-GATK pipeline was initiated by inputting two paired-end clean reads fastq files into BWA 0.7.17. Mapped reads in sam files were next sequentially processed by GATK SortSam, MarkDuplicates, BaseRecalibrator and applyBQSR modules for sequencing reads prep. SAMtools index function was used to index variant intermediate files. The HaplotypeCaller module of GATK 4.1.2.0 was used in last step for variant calling. HummingBird pipeline uses the same clean reads files for its modified HB-BWA, which is pipes with elPrep to sorting, duplicates marking and base recalibration. Prepared sequencing reads in bam files were further processed by the modified HB-HaplotypeCaller for variant calling.

III. EVALUATION RESULTS

A. Running time comparison

To evaluate the performance of HummingBird pipeline, we first run the pipeline along with the standard BWA-GATK procedure on the same standalone server. We evaluated the overall running time for 12 datasets downloaded from public databases. Figure 2 compares the total time cost of HummingBird pipeline and standard BWA-GATK pipeline. We found

TABLE II
DOWNLOAD ADDRESS OF DATASETS USED IN THIS STUDY

Sample Name	Raw Reads Download Address
NIST7035_L001	ftp://ftp-trace.ncbi.nlm.nih.gov/giab/ftp/data/NA12878/Garvan_NA12878_HG001_HiSeq_Exome/NIST7035_TAAGGCGA_L001_R1_001_trimmed.fastq.gz ftp://ftp-trace.ncbi.nlm.nih.gov/giab/ftp/data/NA12878/Garvan_NA12878_HG001_HiSeq_Exome/NIST7035_TAAGGCGA_L001_R2_001_trimmed.fastq.gz
NIST7035_L002	ftp://ftp-trace.ncbi.nlm.nih.gov/giab/ftp/data/NA12878/Garvan_NA12878_HG001_HiSeq_Exome/NIST7035_TAAGGCGA_L002_R1_001_trimmed.fastq.gz ftp://ftp-trace.ncbi.nlm.nih.gov/giab/ftp/data/NA12878/Garvan_NA12878_HG001_HiSeq_Exome/NIST7035_TAAGGCGA_L002_R2_001_trimmed.fastq.gz
NIST7086_L001	ftp://ftp-trace.ncbi.nlm.nih.gov/giab/ftp/data/NA12878/Garvan_NA12878_HG001_HiSeq_Exome/NIST7086_CGTACTAG_L001_R1_001_trimmed.fastq.gz ftp://ftp-trace.ncbi.nlm.nih.gov/giab/ftp/data/NA12878/Garvan_NA12878_HG001_HiSeq_Exome/NIST7086_CGTACTAG_L001_R2_001_trimmed.fastq.gz
NIST7086_L002	ftp://ftp-trace.ncbi.nlm.nih.gov/giab/ftp/data/NA12878/Garvan_NA12878_HG001_HiSeq_Exome/NIST7086_CGTACTAG_L002_R1_001_trimmed.fastq.gz ftp://ftp-trace.ncbi.nlm.nih.gov/giab/ftp/data/NA12878/Garvan_NA12878_HG001_HiSeq_Exome/NIST7086_CGTACTAG_L002_R2_001_trimmed.fastq.gz
SRR098401	ftp://ftp.sra.ebi.ac.uk/vol1/fastq/SRR098/SRR098401/SRR098401_1.fastq.gz ftp://ftp.sra.ebi.ac.uk/vol1/fastq/SRR098/SRR098401/SRR098401_2.fastq.gz
SRR742200	ftp://ftp.sra.ebi.ac.uk/vol1/fastq/SRR742/SRR742200/SRR742200_1.fastq.gz ftp://ftp.sra.ebi.ac.uk/vol1/fastq/SRR742/SRR742200/SRR742200_2.fastq.gz
SRR098359	ftp://ftp.sra.ebi.ac.uk/vol1/fastq/SRR098/SRR098359/SRR098359_1.fastq.gz ftp://ftp.sra.ebi.ac.uk/vol1/fastq/SRR098/SRR098359/SRR098359_2.fastq.gz
SRR768308	ftp://ftp.sra.ebi.ac.uk/vol1/fastq/SRR768/SRR768308/SRR768308_1.fastq.gz ftp://ftp.sra.ebi.ac.uk/vol1/fastq/SRR768/SRR768308/SRR768308_2.fastq.gz
ERR091571	ftp://ftp.sra.ebi.ac.uk/vol1/fastq/ERR091/ERR091571/ERR091571_1.fastq.gz ftp://ftp.sra.ebi.ac.uk/vol1/fastq/ERR091/ERR091571/ERR091571_2.fastq.gz
NA12878_1000G	ftp://ftp-trace.ncbi.nlm.nih.gov/1000genomes/ftp/phase3/data/NA12878/sequence_read/
NA12878_NIST	ftp://ftp-trace.ncbi.nlm.nih.gov/ReferenceSamples/giab/data/NA12878/NIST_NA12878_HG001_HiSeq_300x/131219_D00360_005_BH814YADXX/Project_RM8398/
ERR262997	ftp://ftp.sra.ebi.ac.uk/vol1/fastq/ERR262/ERR262997/ERR262997_1.fastq.gz ftp://ftp.sra.ebi.ac.uk/vol1/fastq/ERR262/ERR262997/ERR262997_2.fastq.gz

that, overall, the HummingBird pipeline processed germline mutation calling much more efficient than the standard BWA-GATK pipeline, with a maximal speedup of 12.7x for the whole genome sequencing dataset SRR768308 and 4.6x for the whole exome sequencing dataset SRR098359.

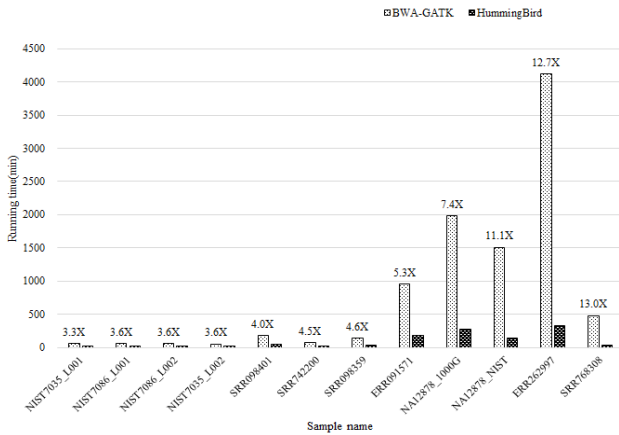


Fig. 2. Total time cost of HummingBird pipeline compared with Standard BWA-GATK pipeline. Standard BWA-GATK and HummingBird pipeline were run along each other for each dataset indicated. Datasets NIST7035_L001, NIST7035_L002, NIST7086_L001, NIST7086_L002, SRR098401, SRR742200, SRR098359 are from WES sequencing, and datasets SRR768308, ERR091571, NA12878_1000G, NA12878_NIST, ERR262997 are from WGS sequencing.

To further assess the efficiency of individual steps along the pipe, we looked into the alignment and variant calling steps respectively as elPrep has been shown to efficiently prep mapped reads for GATK HaplotypeCaller. The time cost is shown in Figure 3A and 3B respectively. We found that HB-BWA and HB-HaplotypeCaller performed relatively more efficient than the standard BWA MEM and GATK HaplotypeCaller, with the maximal speedup of 9.4x in BWA alignment step for dataset ERR262997 and 36.9x in haplotype caller step for dataset ERR091571.

Overall, we concluded that, with the help from elPrep, the HB-BWA and HB-HaplotypeCaller within the HummingBird pipeline are more efficient for processing germline variant calling than the standard BWA-GATK procedure.

B. Variant calling accuracy

Recall reflects the percentage of variants obtained by the standard BWA-GATK benchmark pipeline that were called by HummingBird pipeline in each dataset. Precision is the percentage of called variants which match variants obtained by the standard BWA-GATK benchmark pipeline. F1-score is the harmonic mean of recall and precision, as a combined metric for evaluating overall accuracy. With the effort to assessment the accuracy of HummingBird pipeline, we calculated the result of precision and recall and further obtained F1-score

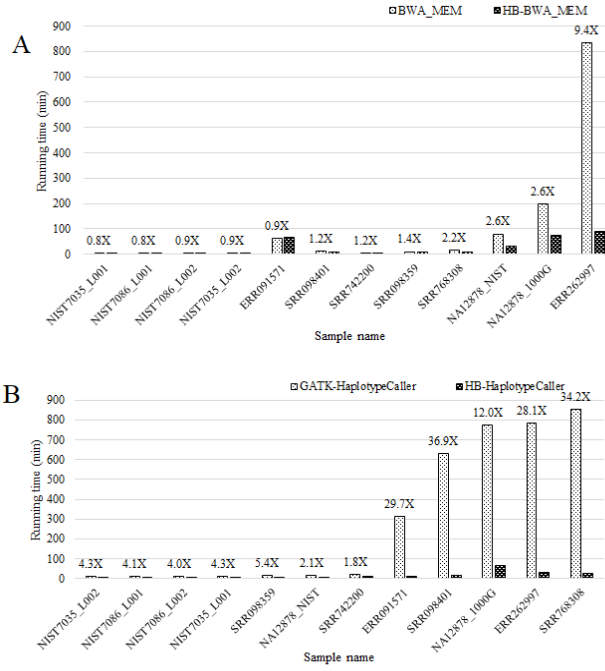


Fig. 3. Time cost of alignment and haplotype caller steps of two pipelines. Running time for alignment (A) and haplotype caller (B) were recorded respectively within the complete pipelines and plotted based on duration for each dataset.

on each test by the following formula:

$$F1core = \frac{precision \times recall}{precision + recall} \times 2 \quad (1)$$

All these results are shown in Figure 4. It can be seen that the precision, recall and F1-score on these data samples are consistently high across different datasets, except for dataset ERR262997, a dataset generated for large insert library evaluation, with an F1-score of 0.87.

We also looked into the performance of HummingBird pipeline on the gold standard sample NA12878, one of the

most studied samples with a better knowledge of its variants by using the hap.py evaluation tool at the high confidence intervals on chromosome 1-22, X and Y developed by Illumina Inc (19). Results on dataset NA12878-NIST showed that HummingBird pipeline generated the comparable accuracy score with standard BWA-GATK pipeline for both INDEL and SNP (Figure 5, additional results are shown in Table 3).

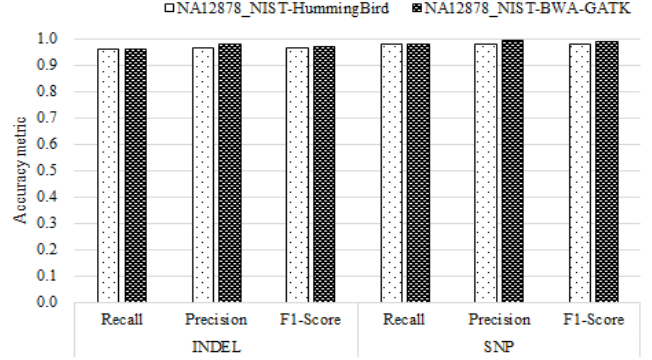


Fig. 5. Accuracy comparison between HummingBird and BWA-GATK on the sample NA12878. Using the well-studied NA12878-NIST as the standard dataset, HummingBird and BWA-GATK pipeline were assessed against gold standard Illumina trustset variants (v2017-1.0)(19). INDEL and SNP were further evaluated separately for Recall, Precision and F1-Score.

C. Variant calling consistency

To further assess the repeatability of the variant calling results, we conducted the triplicated variant calling runs of HummingBird pipeline on 10 samples, and the corresponding F1-scores are shown in Figure 6. results showed that HummingBird has a stable variant calling ability.

IV. DISCUSSION AND FUTURE DIRECTIONS

In this study, we validated the efficiency of HummingBird germline variant calling pipeline by comparing it with the widely accepted BWA-GATK pipeline. High speedup and comparable accuracy support the superiority of HummingBird

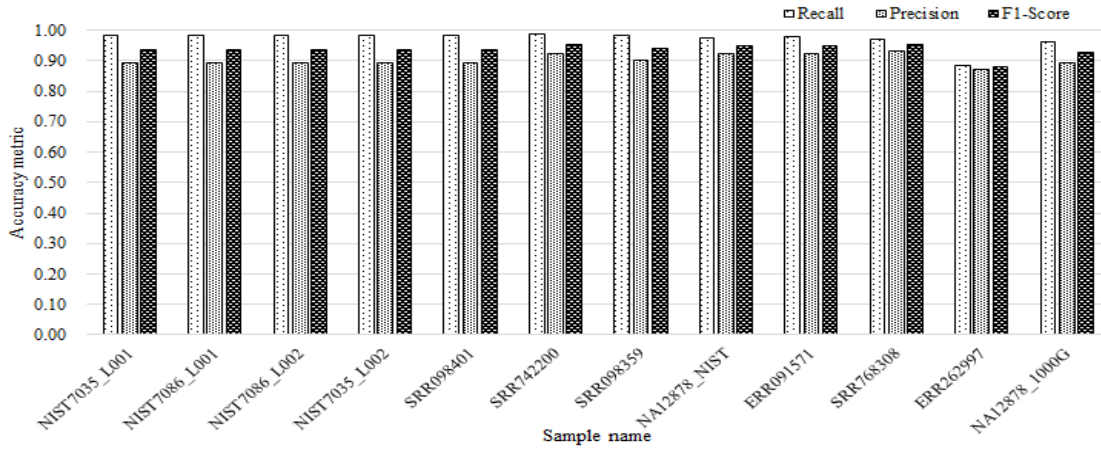


Fig. 4. Accuracy of HummingBird pipeline on each sequencing. Recall, Precision and F1-Score were calculated as described for each dataset indicated.

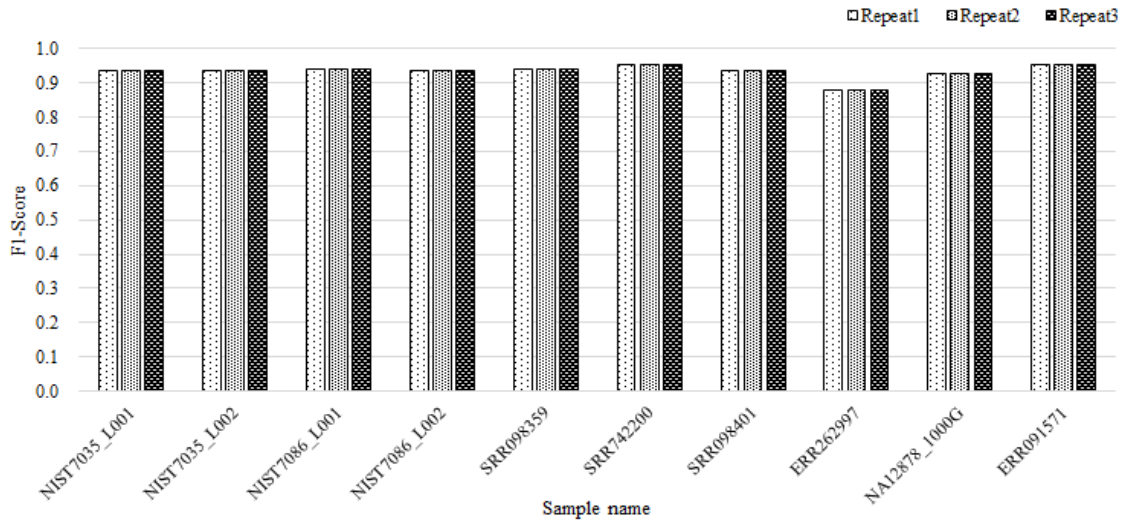


Fig. 6. Consistency of variant call by HummingBird pipeline. HummingBird pipeline were run in triplicates, accuracy metrics of the triplicated variant calling runs of HummingBird pipeline were evaluated on selected samples.

TABLE III
ACCURACY METRICS OF HUMMINGBIRD TRIPLICATES RUN

data set	Repeats	Recall	Precision	F1-Score
NIST7035_L001	Repeat1	0.9842	0.8926	0.9362
	Repeat2	0.9842	0.8927	0.9362
	Repeat3	0.9842	0.8927	0.9362
NIST7035_L002	Repeat1	0.9845	0.8943	0.9372
	Repeat2	0.9844	0.8943	0.9372
	Repeat3	0.9844	0.8943	0.9372
NIST7086_L001	Repeat1	0.9837	0.8951	0.9373
	Repeat2	0.9837	0.8952	0.9374
	Repeat3	0.9837	0.8951	0.9373
NIST7086_L002	Repeat1	0.9858	0.8928	0.9370
	Repeat2	0.9858	0.8928	0.9370
	Repeat3	0.9858	0.8928	0.9370
SRR098359	Repeat1	0.9845	0.9012	0.9410
	Repeat2	0.9845	0.9011	0.9410
	Repeat3	0.9845	0.9011	0.9410
SRR742200	Repeat1	0.9870	0.9218	0.9533
	Repeat2	0.9870	0.9218	0.9533
	Repeat3	0.9870	0.9218	0.9533
SRR098401	Repeat1	0.9827	0.8944	0.9365
	Repeat2	0.9828	0.8944	0.9365
	Repeat3	0.9828	0.8943	0.9365
ERR262997	Repeat1	0.8857	0.8733	0.8794
	Repeat2	0.8857	0.8732	0.8794
	Repeat3	0.8857	0.8733	0.8794
NA12878_1000G	Repeat1	0.9624	0.8938	0.9269
	Repeat2	0.9624	0.8939	0.9269
	Repeat3	0.9624	0.8938	0.9269
ERR091571	Repeat1	0.9817	0.9233	0.9516
	Repeat2	0.9817	0.9234	0.9516
	Repeat3	0.9817	0.9233	0.9516

than BWA-GATK pipeline. Thus, it provides an alternative way of germline mutation variant calling to meet the needs of the community.

The optimization to germline mutation variant calling on standalone machine is important but not adequate. In this study, we did not test its performance in a cluster com-

putation environment, although the pipeline can be readily implemented. With the rapid increase of human genomics data, we need to pay more effort to implement and optimize HummingBird pipeline on distributed clusters and thus bear larger scale computing.

ACKNOWLEDGEMENTS

We thank the individuals who have made their data publicly available. We also would like to thank the public sequencing projects made the genomic data available for different researchers to explore. We thank Wei Yue, Lei Ye, Jinpeng Jiang, Yueyan Zhao, Jianhua Gao, Shiyu Han and Zhaonian Tan for their inputs during this manuscript preparation.

REFERENCES

- [1] K. M. Boycott, M. R. Vanstone, D. E. Bulman, A. E. MacKenzie, Rare-disease genetics in the era of next-generation sequencing: discovery to translation. *Nat Rev Genet* 14, 681-691 (2013).
- [2] R. B. Altman et al., A research roadmap for next-generation sequencing informatics. *Sci Transl Med* 8, 335ps310 (2016).
- [3] UK Biobank data on 500,000 people paves way to precision medicine. *Nature* 562, 163-164 (2018).
- [4] N. Cox, UK Biobank shares the promise of big data. *Nature* 562, 194-195 (2018).
- [5] M. J. Khoury et al., From public health genomics to precision public health: a 20-year journey. *Genet Med* 20, 574-582 (2018).
- [6] A. Auton et al., A global reference for human genetic variation. *Nature* 526, 68-74 (2015).
- [7] G. R. Abecasis et al., A map of human genome variation from population-scale sequencing. *Nature* 467, 1061-1073 (2010).
- [8] G. R. Abecasis et al., An integrated map of genetic variation from 1,092 human genomes. *Nature* 491, 56-65 (2012).
- [9] H. Li, R. Durbin, Fast and accurate short read alignment with Burrows-Wheeler transform. *Bioinformatics* 25, 1754-1760 (2009).
- [10] H. Li, R. Durbin, Fast and accurate long-read alignment with Burrows-Wheeler transform. *Bioinformatics* 26, 589-595 (2010).
- [11] L. Pireddu, S. Leo, G. Zanetti, SEAL: a distributed short read mapping and duplicate removal tool. *Bioinformatics* 27, 2159-2160 (2011).
- [12] J. M. Abufin, J. C. Pichel, T. F. Pena, J. Amigo, SparkBWA: Speeding Up the Alignment of High-Throughput DNA Sequencing Data. *PLoS One* 11, e0155461 (2016).

-
- [13] D. Peters, X. Luo, K. Qiu, P. Liang, Speeding Up Large-Scale Next Generation Sequencing Data Analysis with pBWA. *J Appl Bioinform Comput Biol* 1, (2012).
- [14] A. McKenna et al., The Genome Analysis Toolkit: a MapReduce framework for analyzing next-generation DNA sequencing data. *Genome Res* 20, 1297-1303 (2010).
- [15] G. A. Van der Auwera et al., From FastQ data to high confidence variant calls: the Genome Analysis Toolkit best practices pipeline. *Curr Protoc Bioinformatics* 43, 11.10.11-11.10.33 (2013).
- [16] C. Herzeel, P. Costanza, D. Decap, J. Fostier, J. Reumers, elPrep: High-Performance Preparation of Sequence Alignment/Map Files for Variant Calling. *PLoS One* 10, e0132868 (2015).
- [17] P. Costanza, C. Herzeel, W. Verachtert, Comparing Ease of Programming in C++, Go, and Java for Implementing a Next-Generation Sequencing Tool. *Evol Bioinform Online* 15, 1176934319869015 (2019).
- [18] C. Herzeel, P. Costanza, D. Decap, J. Fostier, W. Verachtert, elPrep 4: A multithreaded framework for sequence analysis. *PLoS One* 14, e0209523 (2019).
- [19] M. A. Eberle et al., A reference data set of 5.4 million phased human variants validated by genetic inheritance from sequencing a three-generation 17-member pedigree. *Genome Res* 27, 157-164 (2017).
- [20] H. Li et al., The Sequence Alignment/Map format and SAMtools. *Bioinformatics* 25, 2078-2079 (2009).
- [21] H. Li, A statistical framework for SNP calling, mutation discovery, association mapping and population genetical parameter estimation from sequencing data. *Bioinformatics* 27, 2987-2993 (2011).
- [22] B. Institute. (2019), pp. <http://broadinstitute.github.io/picard/>.
- [23] M. Yi et al., Performance comparison of SNP detection tools with illumina exome sequencing data—an assessment using both family pedigree information and sample-matched SNP array data. *Nucleic Acids Res* 42, e101 (2014).
- [24] N. Kathiresan et al., Accelerating next generation sequencing data analysis with system level optimizations. *Sci Rep* 7, 9058 (2017).
- [25] M. Plüss et al., Need for speed in accurate whole-genome data analysis: GENALICE MAP challenges BWA/GATK more than PEMapper/PECaller and Isaac. *Proc Natl Acad Sci U S A* 114, E8320-E8322 (2017).
- [26] S. Chen, Y. Zhou, Y. Chen, J. Gu, fastp: an ultra-fast all-in-one FASTQ preprocessor. *Bioinformatics* 34, i884-i890 (2018).